



THE STATE
of ALASKA

GOVERNOR BILL WALKER

Department of Public Safety

OFFICE OF THE COMMISSIONER
Walt Monegan

5700 East Tudor Road
Anchorage, Alaska 99507-1225
Main: 907.269.5086
Fax: 907.269.4543

150 3rd Street
PO Box 111200
Juneau, Alaska 99811-1200
Main: 907.465.4322
Fax: 907.465.4362

October 26, 2017

The Honorable Bill Walker
Governor of Alaska

Ms. Jahna Lindemuth
Attorney General

Dear Governor Walker and Attorney General Lindemuth:

Attached please find the second annual Felony Level Sex Offense Crime in Alaska Supplemental Report (FSO Report). As you are aware, the FSO Report is the result of many years of work by my staff, in partnership with sister law enforcement agencies, to develop and bring to fruition a more sophisticated, detail rich, method to collect information about sexual assault crimes in our state. Although this process has not been without challenges, the product, and the reliability of the data produced, continues to improve.

You will note that the current FSO Report, similar to last year's, shows an increase in reported felony level sexual assaults. An increase in reporting may, but does not necessarily, mean an increase in actual crime. The DPS Council on Domestic Violence and Sexual Assault has made prevention education, outreach and public awareness about all forms of interpersonal violence a critical priority for the past eight years. These efforts include focusing on evidence-based prevention strategies such as the Green Dot campaign, Coaching Boys into Men, Girls on the Run and other efforts. In addition the Council worked diligently to expand public education and awareness campaigns to change public attitudes, knowledge and beliefs about domestic violence and sexual assault. These efforts have greatly improved Alaska's understanding of DV and SA, as well as prompted more community and individual action to report, respond and hold perpetrators accountable.

In 2010, the Council, in partnership with the University of Alaska Justice Center conducted the Alaska Victimization Survey (AVS). The AVS is a telephone survey of adult women (age 18+) about their lifetime and past year experiences with domestic and sexual violence. The results from the first survey provided staggering numbers of Alaska women who had experienced violence—37.1% of women surveyed indicated they had experience sexual violence at some time during their life. These numbers were an awakening for Alaska that more had to be done to reduce these numbers. It brought awareness and a call for action. A follow-up AVS in 2015 showed a significant decrease in the number of women reporting past year sexual violence (2.9% of women vs. 4.3% of women in

The Honorable Governor Walker
Attorney General Lindemuth
October 26, 2017
Page 2

2010). While the AVS is a completely different data collection methodology from the FSO Report, it does suggest an over-all trend towards a reduction in victimization statewide. Education, awareness and action most often lead to an increase in reporting of sexual and domestic violence, providing more opportunities to provide both support and services to victims and to increase offender accountability.

The state of Alaska is very fortunate to have access to the Felony Sex Offenses Report, offering granular data that provides a wealth of information to frame and inform our work to improve Alaska's response to sexual violence. Having detail about age and gender of victims, age and gender of offenders, where the assaults take place, regional data, and more give us a clear path forward to enhance our strategic work to reduce, prevent and end sexual violence across Alaska. The Council has already begun a review of the current strategies and are developing a new approach to a statewide Sexual Assault Response System – not only do we intend to increase reporting of sex offenses, we also intend to reduce the number of victims.

Sincerely,

A handwritten signature in black ink, appearing to be 'Walt Monegan', with a horizontal line extending to the right.

Walt Monegan
Commissioner



Felony Level Sex Offenses

2016

Prepared By: Christen L. Spears
Division of Statewide Services
Criminal Records & Identification Bureau
Kathryn Monfreda, Bureau Chief

Crime in
Alaska
Supplemental
Report

Contents

| | |
|---|----------|
| Program Overview | 1 |
| Summary of Findings | 2 |
| Alaska Regions and Reporting Agencies | 3 |
| Incidents and Rates by Region | 5 |
| Victim Data | 6 |
| Victim Demographics by Region | 8 |
| Suspect Data | 11 |
| Suspect & Victim Race Relationships | 12 |
| Relationship of Victims to Suspects | 13 |
| Locations & Weapons | 15 |
| Most Commonly Reported Statute Violations | 16 |
| References | 17 |
| Further Reading | 17 |

2016 Felony Level Sex Offenses

Program Overview

The Department of Public Safety (DPS) is tasked with collecting information reported to state and local law enforcement agencies on felony sex offenses, as defined by AS 12.63.100, and as required by AS 12.62.130. This is a required reporting program for state and local law enforcement agencies and is in addition to the requirements for Uniform Crime Reporting (UCR). In 2009 the Alaska Senate Judiciary Committee tasked the legislature to fund a victimization survey to determine the rate of both reported and unreported sexual assaults in Alaska.

The Felony Sex Offense (FSO) database is a repository maintained by DPS for state and local law enforcement agencies to record reports of felony level sex offenses within their jurisdiction based on State of Alaska statutes. Because the statutes are more specific and varied, the information in the database will not necessarily correlate with rape offenses in the UCR program. The offenses reported in the UCR program fall under the national UCR program definition, which is managed and maintained by the Federal Bureau of Investigation (FBI), and different methodologies are used in aggregating incidents and victims.

The national UCR program focus is on totaling the number of times a person is victimized, while the FSO program's focus is counting the number of offenses committed against a victim. A person repeatedly raped by a single offender would likely result in several rape offenses being reported in the UCR program, but the same situation would be reported in the FSO program as a single victim with statute violations reported. Additionally, the FSO database has the ability to capture data elements for each reported sex offense not currently captured through the UCR program. These data elements include victim and suspect demographic information, victim/suspect relationship information, weapon type, and location of the assault.

The Alaska Victimization Survey (AVS) is conducted by the University of Alaska Anchorage Justice Center, with oversight by the Council on Domestic Violence and Sexual Assault (CDVSA), a council within DPS and is modeled after the national survey conducted by the Centers for Disease Control and Prevention. The 2015 AVS results show a decline in current year intimate partner and sexual violence since 2010, however the AVS is a telephone survey of adult women only, aged 18 and over.

Caution should be exercised in comparing data between Felony Sex Offense statistics, Uniform Crime Reporting, and the Alaska Victimization Survey; they are separate data collection efforts with different methodologies in aggregating incidents and victims.

It is important to note the incidents reported in the FSO database were documented at the initial reporting stage, likely prior to investigation by law enforcement. Agencies are instructed to report information when a felony level sex offense becomes known to law enforcement. The FSO database is not intended to track the life cycle of an incident; it is to provide insight into the volume and type of sex offenses being reported to law enforcement.

Additionally, some data elements of a reportable incident are optional; not all incidents include location, weapon, relationship, or victim/suspect demographics.

This is the second year that findings from this database have been published.

Summary of Findings

| | 2016 | 2015 |
|---------------------------------|------|------------------|
| Total Incidents Reported | 1542 | 1352 |
| Victims Reported | 1181 | 648 ¹ |
| Suspects Reported | 1007 | 691 ¹ |

There was a 14% increase in the number of reported incidents involving felony level sex offenses from 2015 to 2016



Most Common Victim
14 year old Female
Location of Incident
Residence



Most Common Suspect
19 year old Male
Relationship to Victim
Acquaintance

¹ In 2015, the Anchorage Police Department provided only the number of incidents and the corresponding statute violations to the Felony Sex offense data collection, and did not include victim or suspect data.

Alaska Regions and Reporting Agencies

Northern Alaska

Population includes: Denali Borough, Fairbanks North Star Borough, North Slope Borough, Southeast Fairbanks Census Area, Yukon-Koyukuk Census Area.

Reporting Agencies

AST D Detachment (*servicing Barrow, Cantwell, Delta Jct., Fairbanks, Galena, Healy, Nenana, Northway, Tok*)

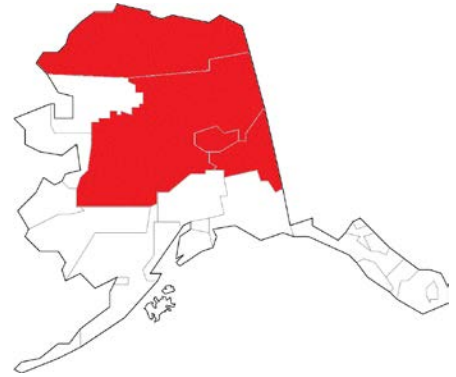
Fairbanks Airport Police Department

Fairbanks Police Department

North Pole Police Department

North Slope Borough Police Department

University of Alaska Fairbanks Police Department



Western Alaska

Population includes: Aleutians East Borough, Aleutians West Census Area, Bethel Census Area, Bristol Bay Borough, Dillingham Census Area, Kodiak Island Borough, Kusilvak Census Area, Lake and Peninsula Borough, Nome Census Area, Northwest Arctic Borough

Reporting Agencies

AST C Detachment (*servicing Aniak, Bethel, Dillingham, Emmonak, Iliamna, King Salmon, Kodiak, Kotzebue, McGrath, Nome, St. Mary's, Selawik, Unalakleet*)

Bethel Police Department

Bristol Bay Borough Police Department

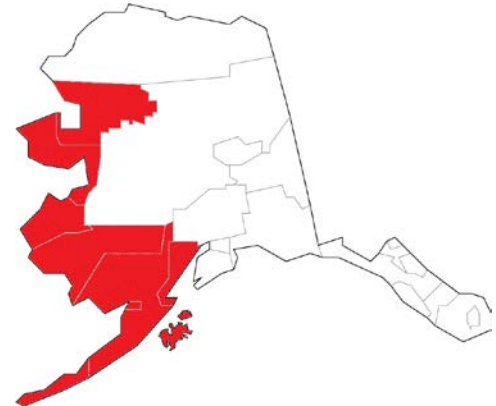
Dillingham Police Department

Kodiak Police Department

Kotzebue Police Department

Nome Police Department

Unalaska Police Department



Southcentral Alaska

Population includes: Kenai Peninsula Borough, Matanuska-Susitna Borough, Valdez-Cordova Census Area

Reporting Agencies

AST E Detachment (*servicing Anchor Point, Cooper Landing, Girdwood, Ninilchik, Seward, Soldotna*)

AST B Detachment (*servicing Glennallen, Palmer, Mat-Su West*)

Cordova Police Department

Homer Police Department

Kenai Police Department

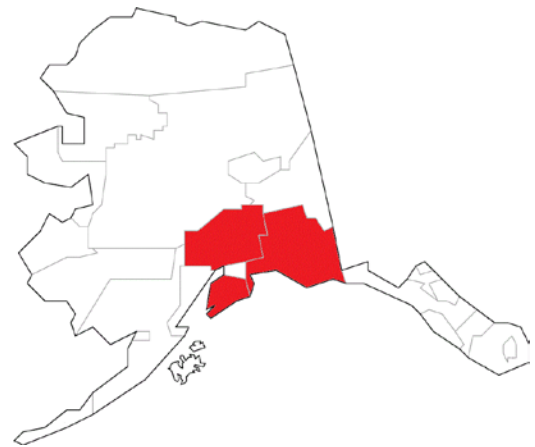
Palmer Police Department

Seward Police Department

Soldotna Police Department

Valdez Police Department

Wasilla Police Department



Alaska Regions and Reporting Agencies

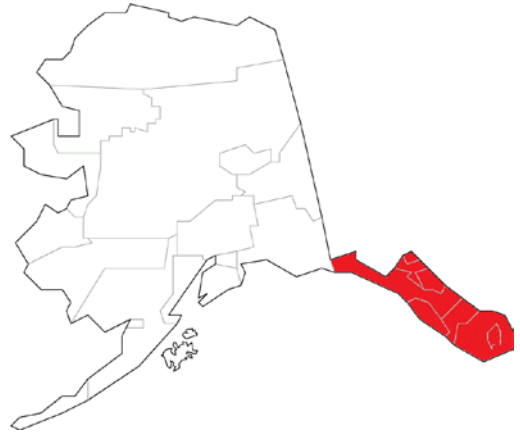
Southeast Alaska

Population includes: Haines Borough, Hoonah-Angoon Census Area, Juneau City and Borough, Ketchikan Gateway Borough, Petersburg Borough, Prince of Wales-Hyder Census Area, Sitka City and Borough, Skagway Municipality, Wrangell City and Borough, Yakutat City and Borough

Reporting Agencies

AST A Detachment (*servicing Haines, Juneau, Klawock, Ketchikan, Petersburg*)

- Craig Police Department
- Haines Police Department
- Juneau Police Department
- Ketchikan Police Department
- Petersburg Police Department
- Sitka Police Department
- Skagway Police Department
- Wrangell Police Department

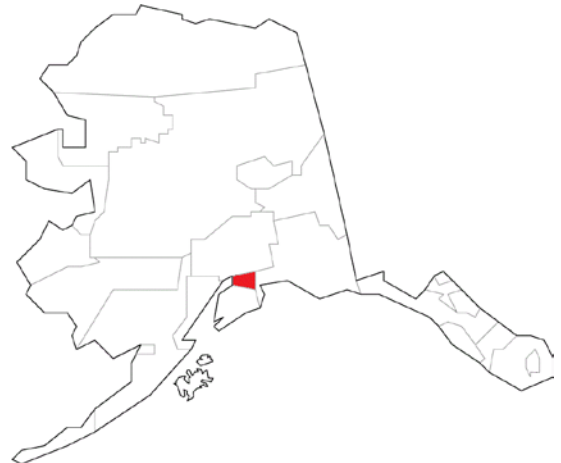


Anchorage Area

Population includes: Anchorage Municipality

Reporting Agencies

- Anchorage Airport Police & Fire Department
- Anchorage Police Department
- University of Alaska Anchorage Police Department

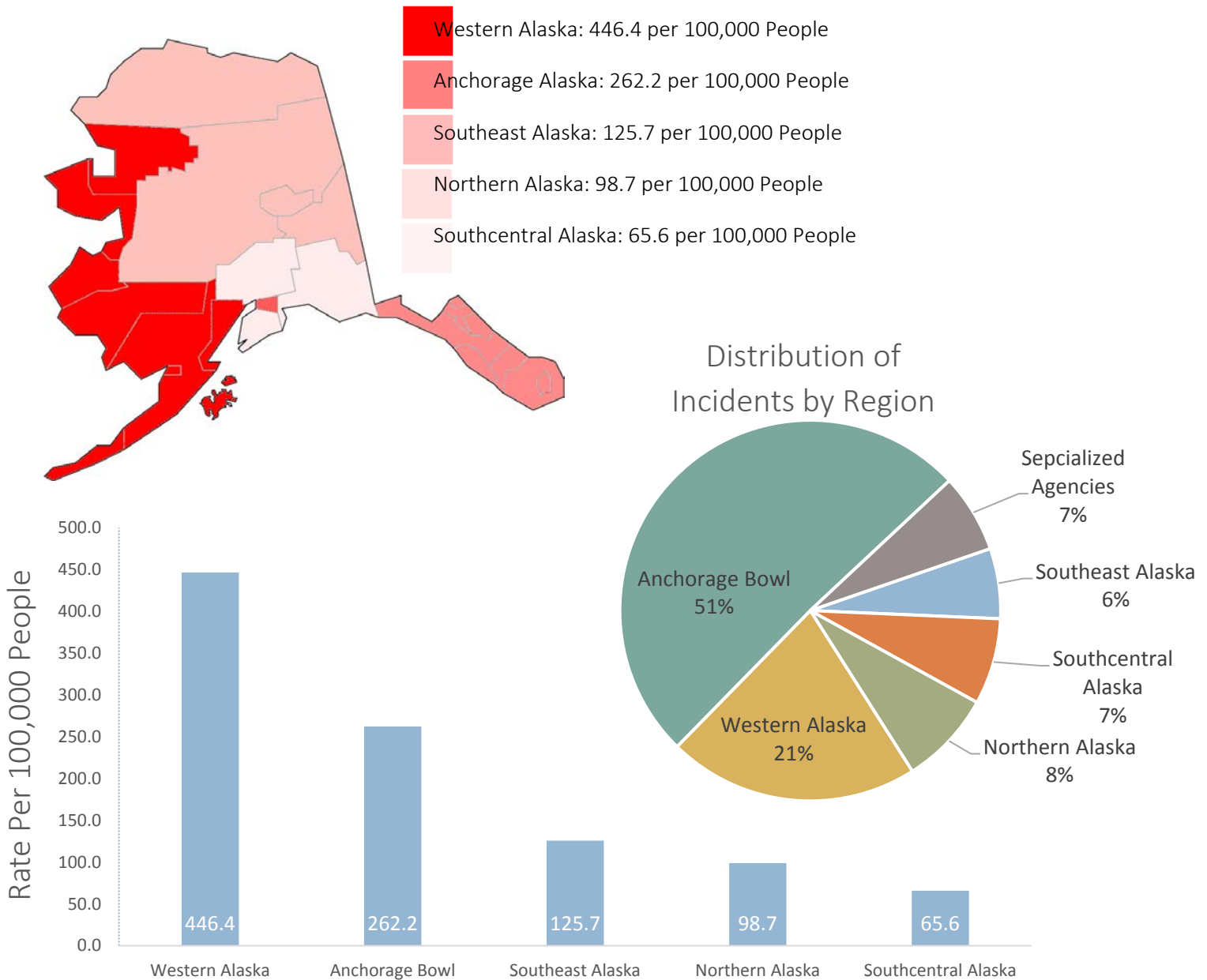


Specialized Agencies

- Alaska Bureau of Investigation
- Alaska Wildlife Troopers

Incidents and Rates by Region

| Region | Reported Incidents | Population ² | Rate Per 100,000 Persons |
|----------------------|--------------------|-------------------------|--------------------------|
| Anchorage Bowl | 782 | 298,192 | 262.2 |
| Western Alaska | 329 | 73,696 | 446.4 |
| Northern Alaska | 123 | 124,566 | 98.7 |
| Southcentral Alaska | 113 | 172,226 | 65.6 |
| Southeast Alaska | 92 | 73,214 | 125.7 |
| Specialized Agencies | 103 | n/a ³ | n/a ² |



² From U.S. Census Bureau, Population Division [Annual Estimates of the Resident Population: April 1, 2010 to July 1, 2016](#)

³ Incidents reported from Specialized Agencies are not calculated for incident rates per 100,000 people as these agencies do not represent a specified population.

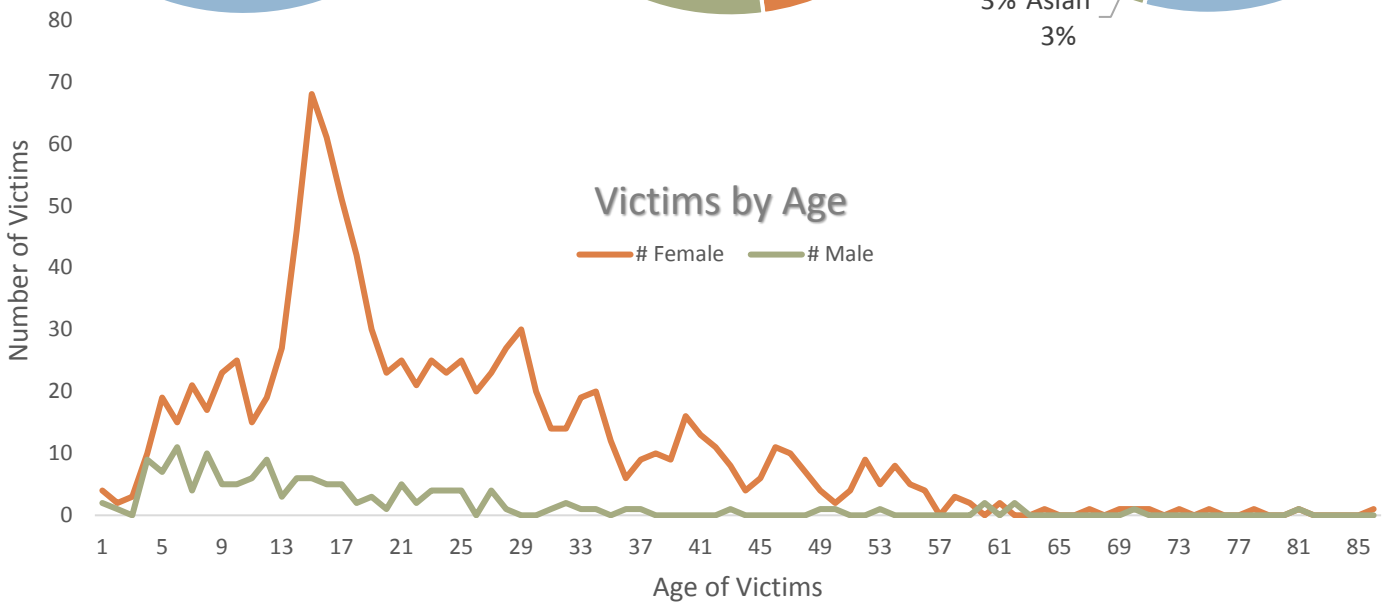
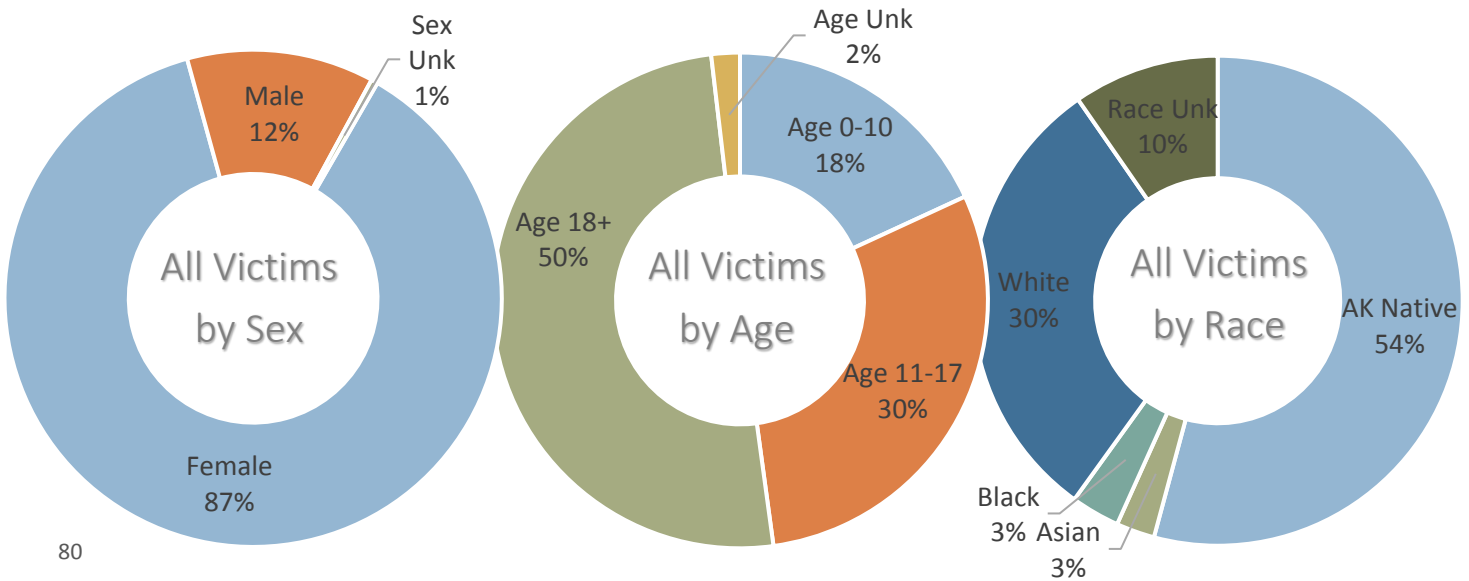
Victim Data⁴

| | Female | Male | Sex Unknown |
|---------------------------|--------|------|-------------|
| American Indian/AK Native | 588 | 52 | |
| Asian | 27 | 3 | |
| Black | 27 | 11 | |
| White | 305 | 54 | |
| Race Unknown | 85 | 24 | 5 |

| | Female | Male | Sex Unknown |
|-------------|--------|------|-------------|
| Age 0-10 | 154 | 60 | |
| Age 11-17 | 314 | 36 | 1 |
| Age 18+ | 549 | 45 | |
| Age Unknown | 15 | 3 | 4 |

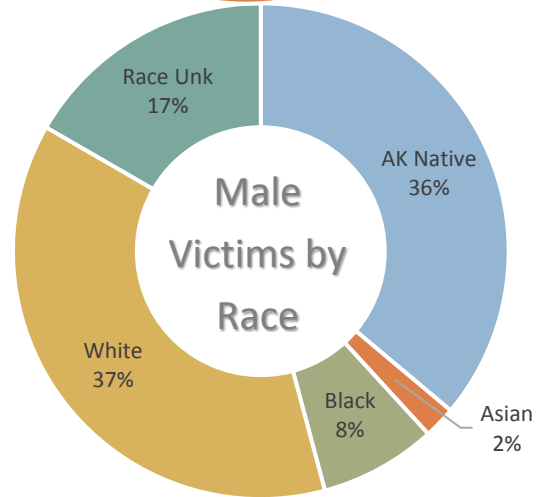
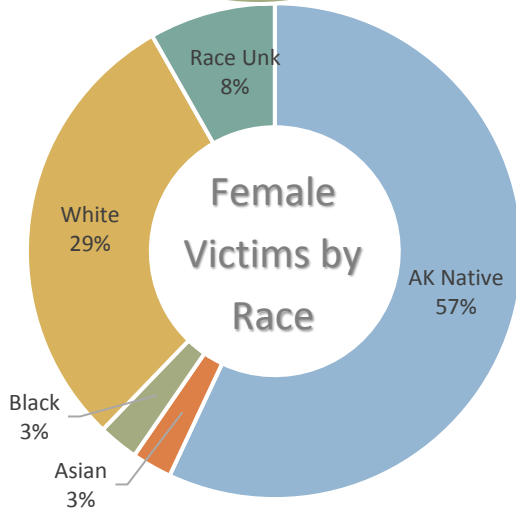
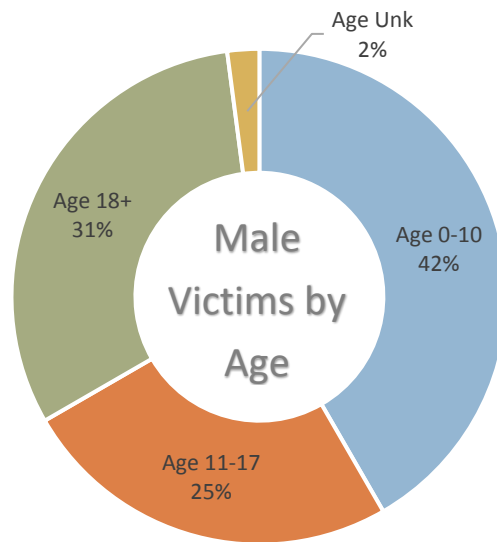
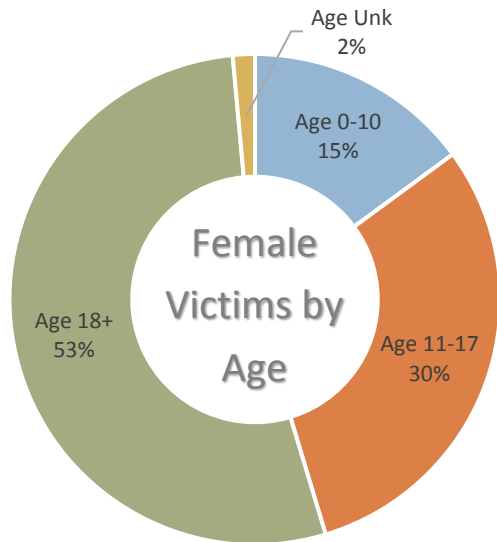
The median age of female victims was 19 years old, while the most common age was 14.

The median age of male victims was 12 years old, while the most common age was 5.



⁴ Not all reported incidents included victim demographics. Of the 1542 reported incidents, data for 1181 victims was provided.

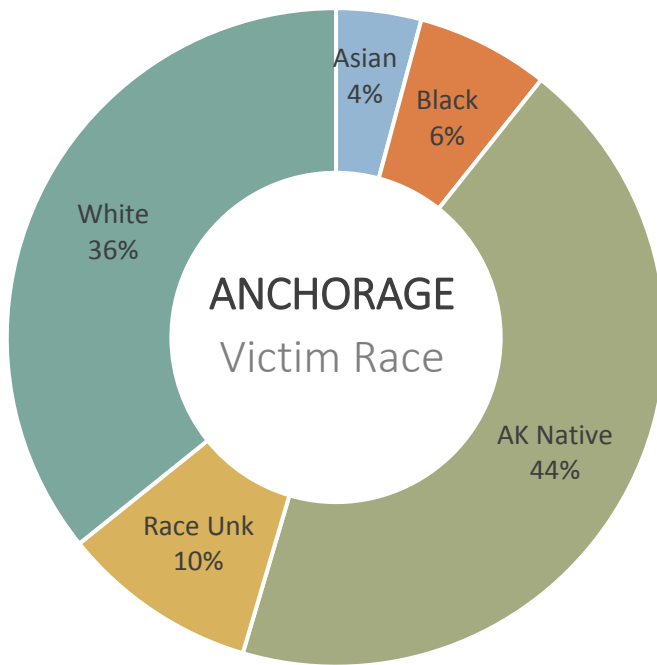
Victim Data⁵



Alaska Native females were reported to have the highest prevalence of sex offense victimization across all age groups.

⁵ Not all reported incidents included victim demographics. Of the 1542 reported incidents, data for 1181 victims was provided.

Victim Demographics by Region⁶

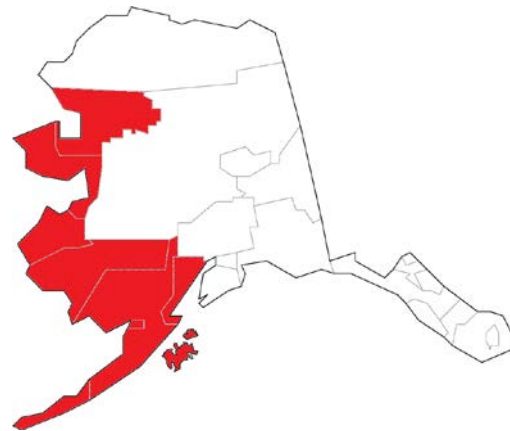
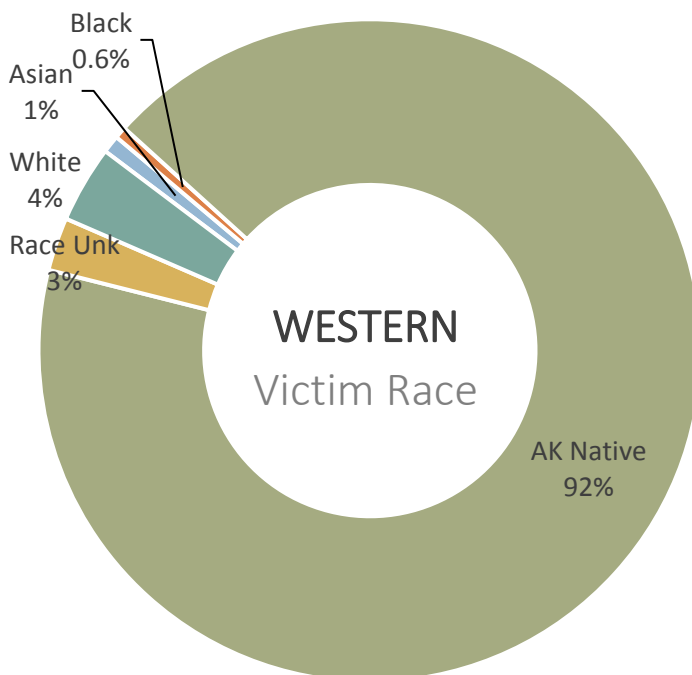


16
years old

- Most Common Victim Age

21
years old

- Most Common Suspect Age



14
years old

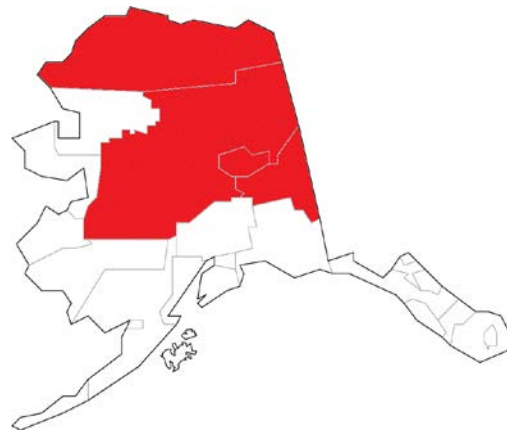
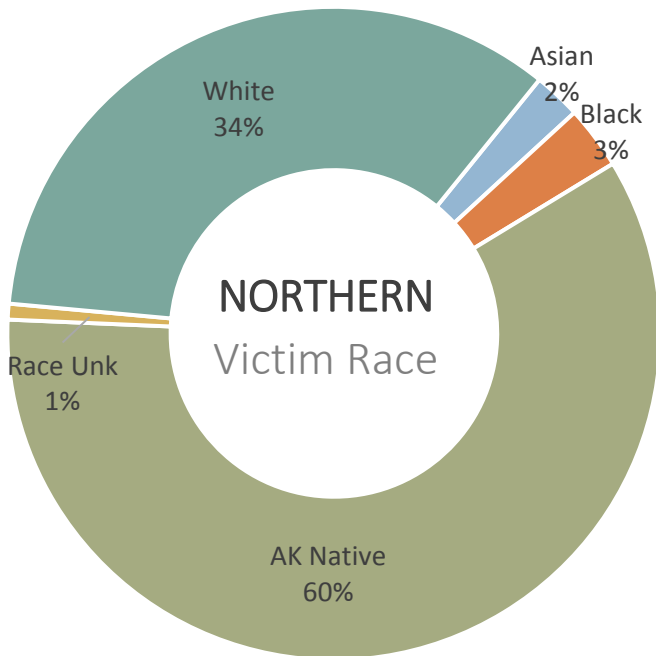
- Most Common Victim Age

27
years old

- Most Common Suspect Age

⁶ Not all reported incidents included victim demographics. Of the 1542 reported incidents, data for 1181 victims was provided.

Victim Demographics by Region⁷

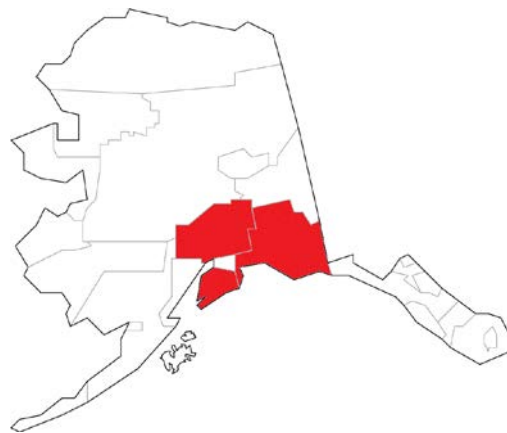
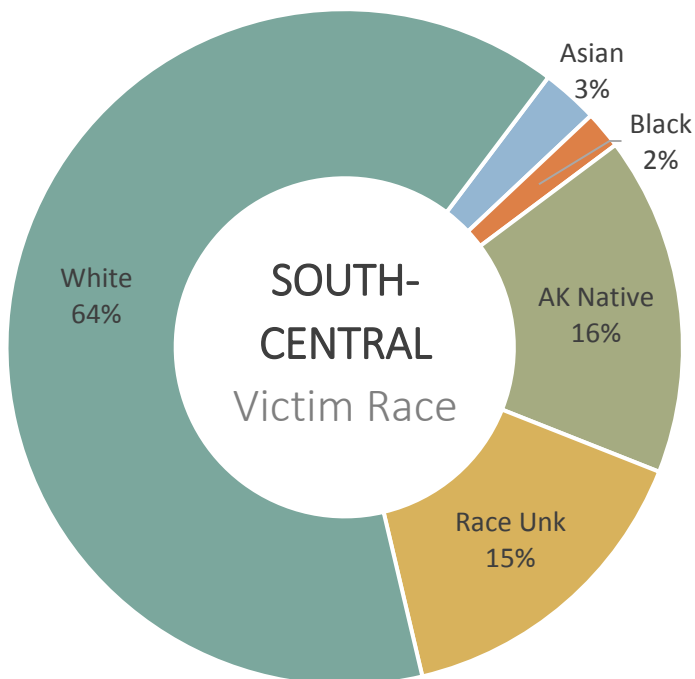


14
years old

- Most Common Victim Age

22
years old

- Most Common Suspect Age



15
years old

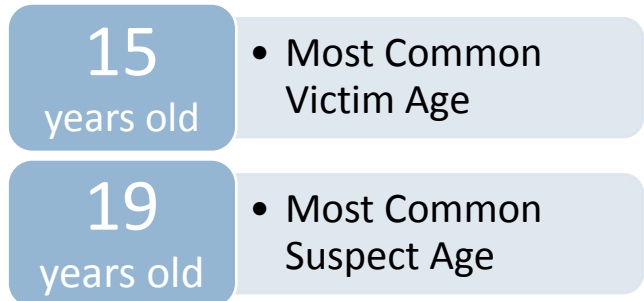
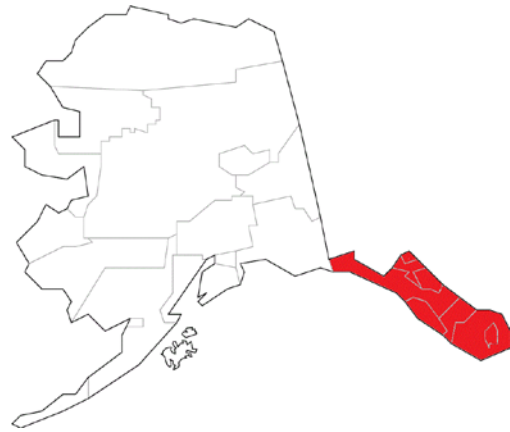
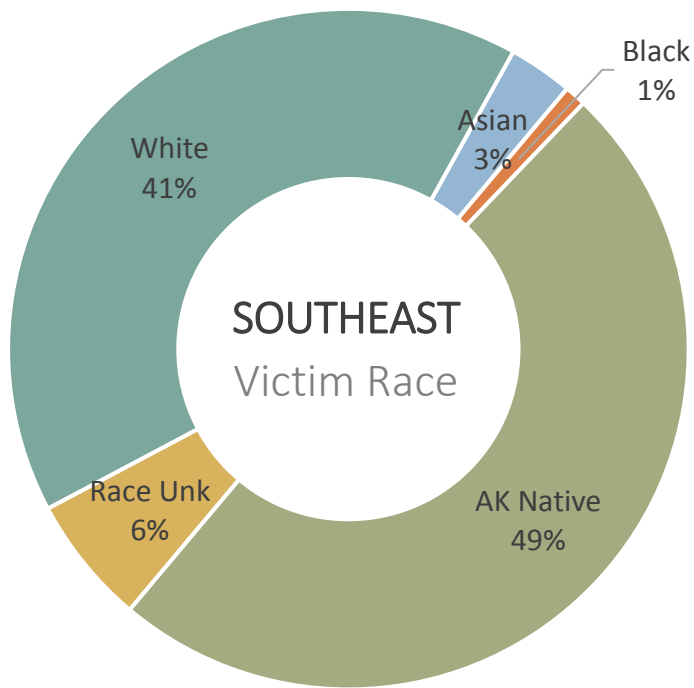
- Most Common Victim Age

17
years old

- Most Common Suspect Age

⁷ Not all reported incidents included victim demographics. Of the 1542 reported incidents, data for 1181 victims was provided.

Victim Demographics by Region⁸

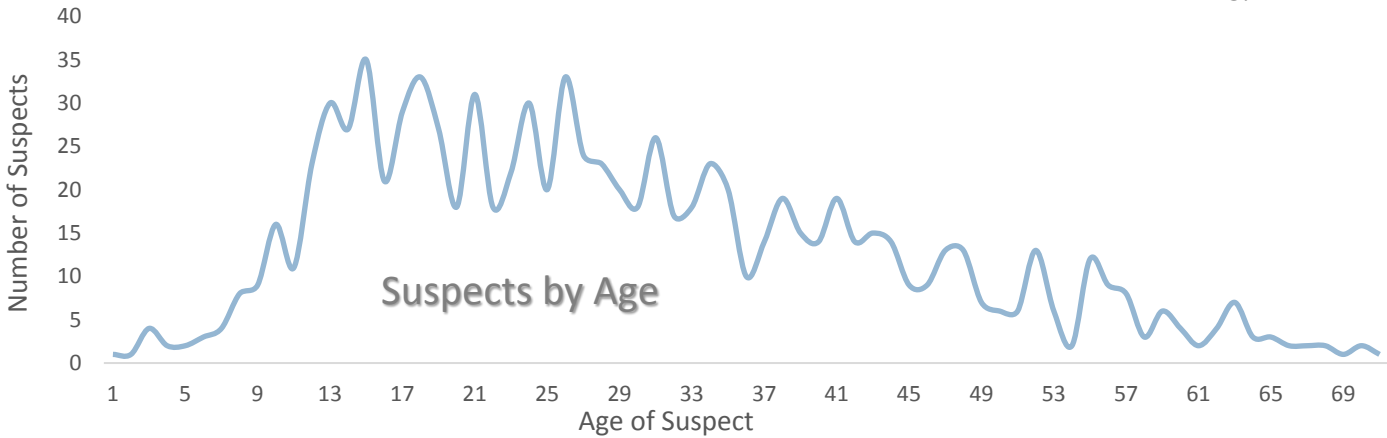
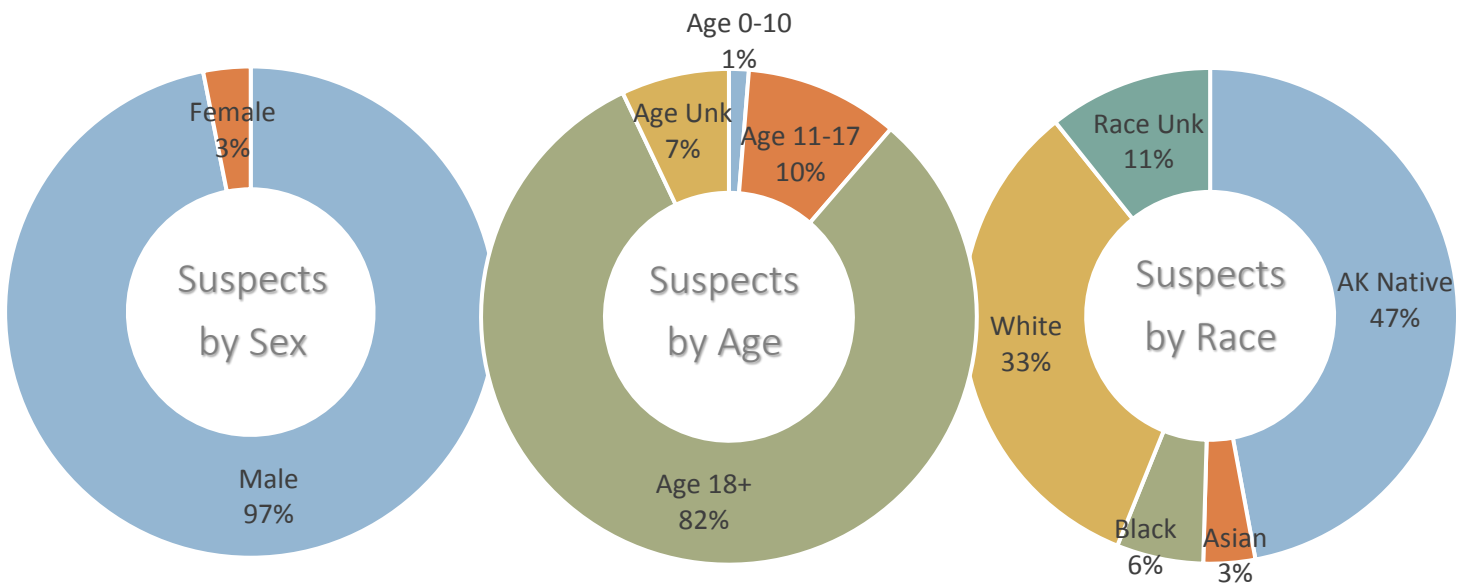
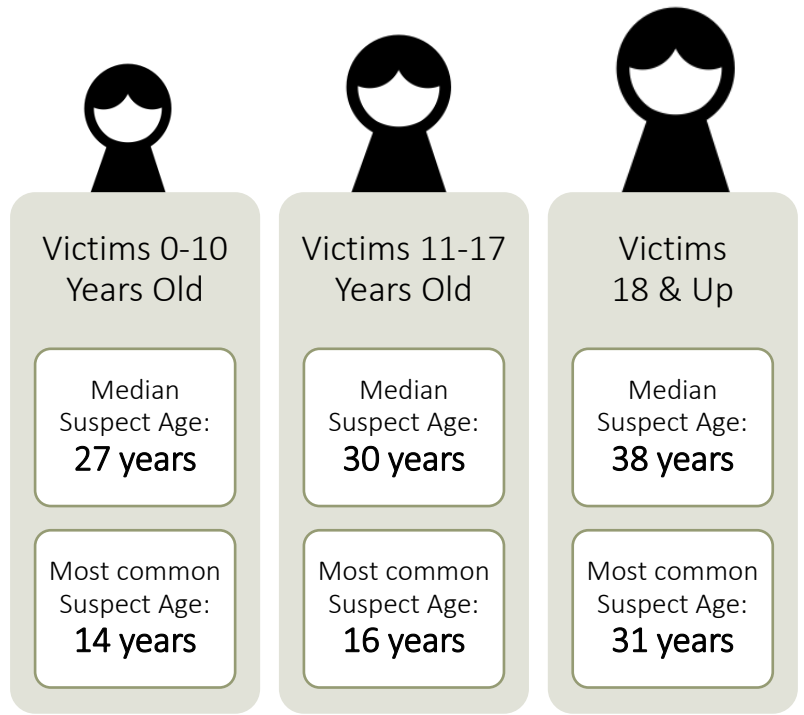


⁸ Not all reported incidents included victim demographics. Of the 1542 reported incidents, data for 1181 victims was provided.

Suspect Data⁹

| | Male | Female | Sex Unknown |
|---------------------------|------|--------|-------------|
| American Indian/AK Native | 459 | 15 | |
| Asian | 32 | 2 | |
| Black | 55 | 2 | |
| White | 328 | 6 | |
| Race Unknown | 91 | 6 | 11 |

| Age | Male | Female | Sex Unknown |
|-------------|------|--------|-------------|
| Age 0-10 | 11 | 2 | |
| Age 11-17 | 99 | 2 | |
| Age 18+ | 801 | 21 | |
| Age Unknown | 54 | 6 | 11 |

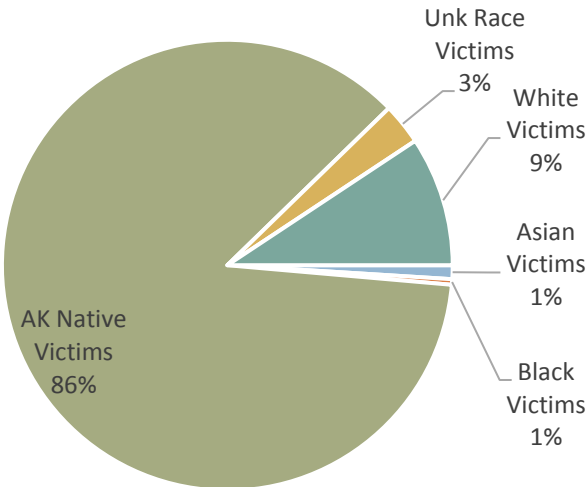


⁹ Not all reported incidents included suspect demographics; of the 1542 reported incidents, data for 1007 suspects was provided.

Suspect & Victim Race Relationships¹⁰

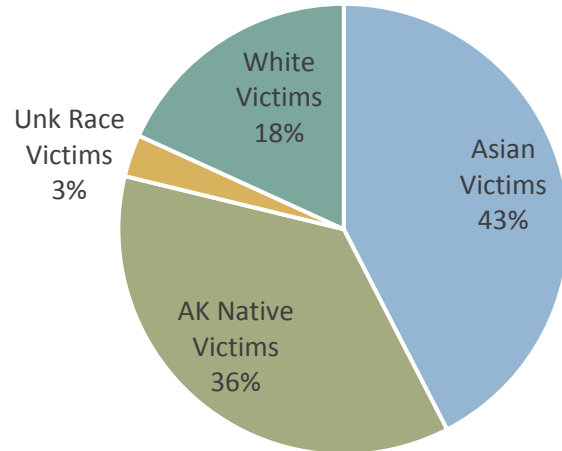
AK Native Suspects

Race of Associated Victims



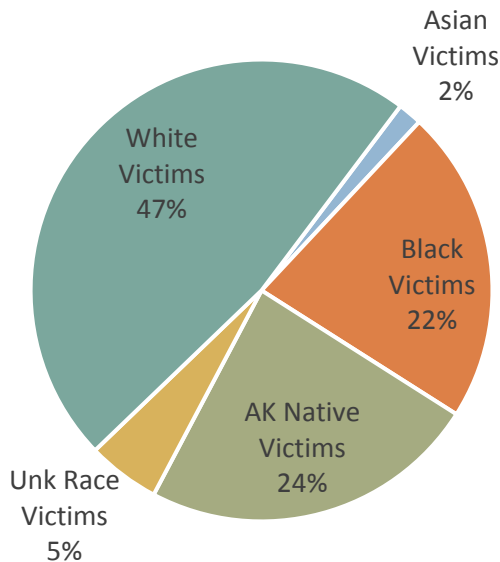
Asian Suspects

Race of Associated Victims



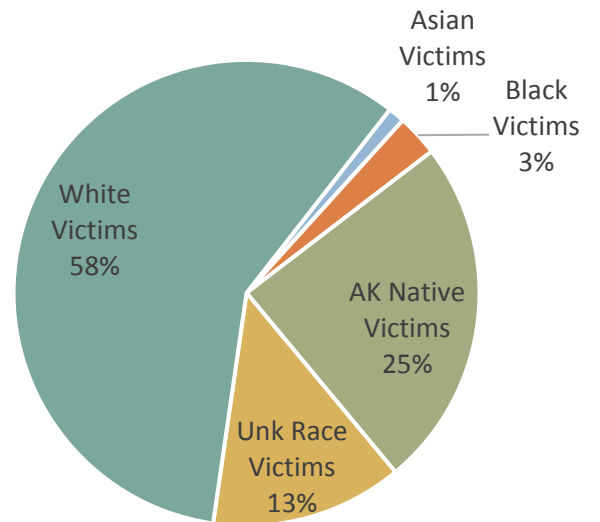
Black Suspects

Race of Associated Victims



White Suspects

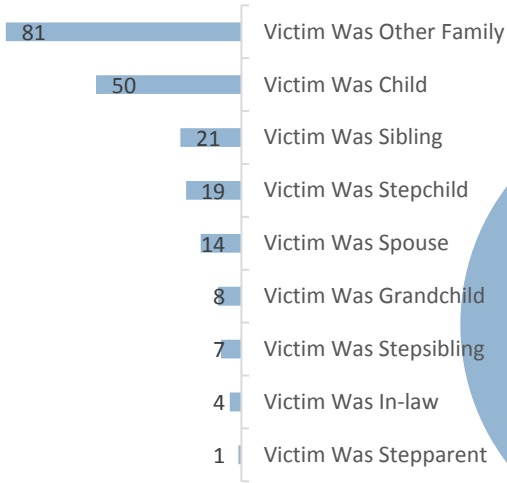
Race of Associated Victims



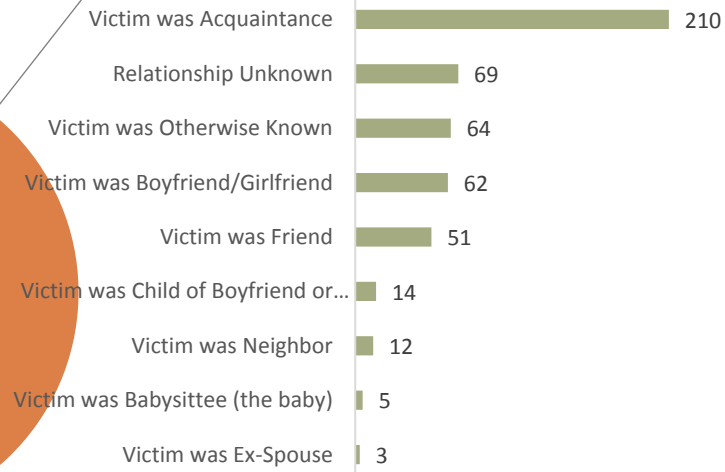
¹⁰ Not all reported incidents included victim or suspect demographics. Of the 1542 reported incidents, data for 1181 victims and 1007 suspects were provided.

Relationship of Victim to Suspect¹¹

28% Family Relationships




68% Known Relationships



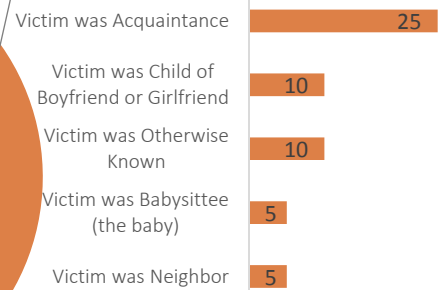
4% Suspect was a Stranger

All Victims

57% Family Relationships



42% Known Relationships

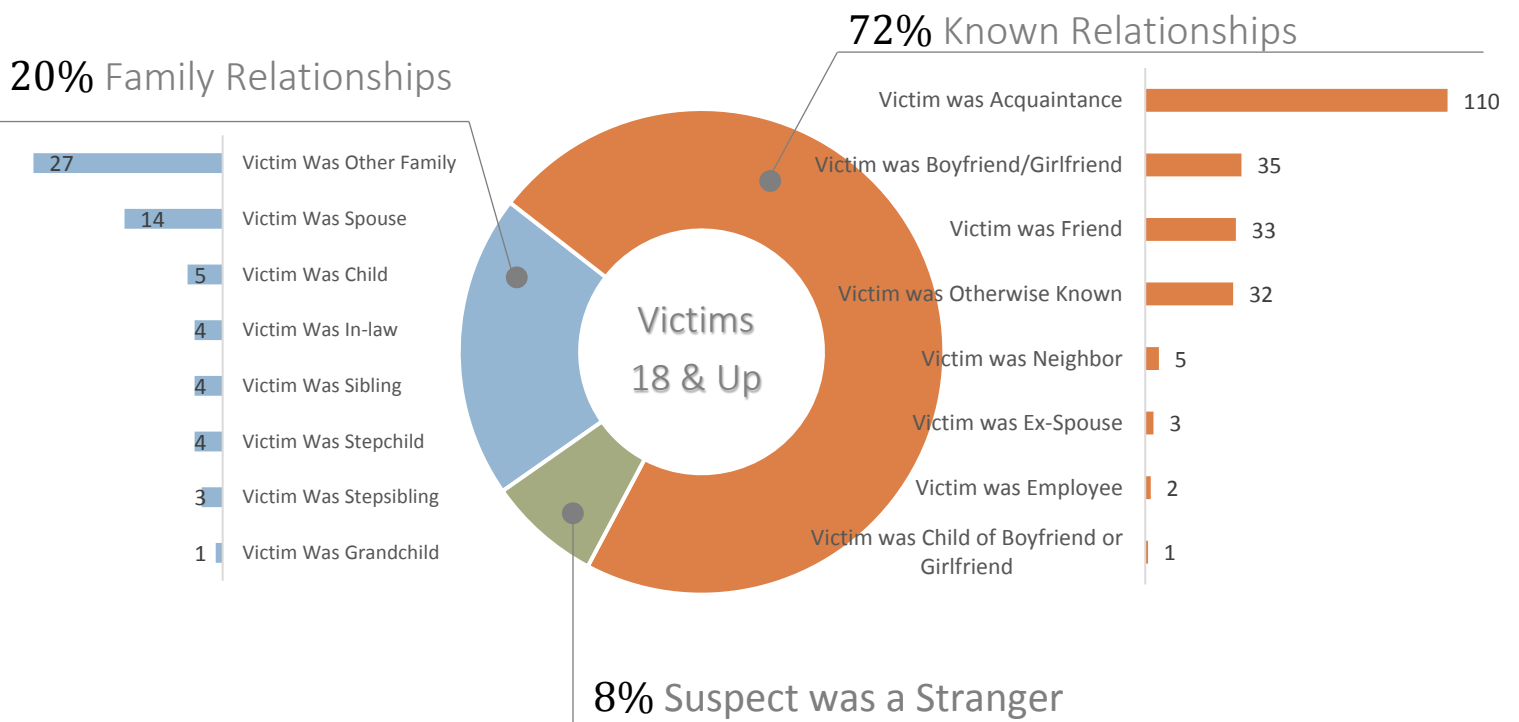
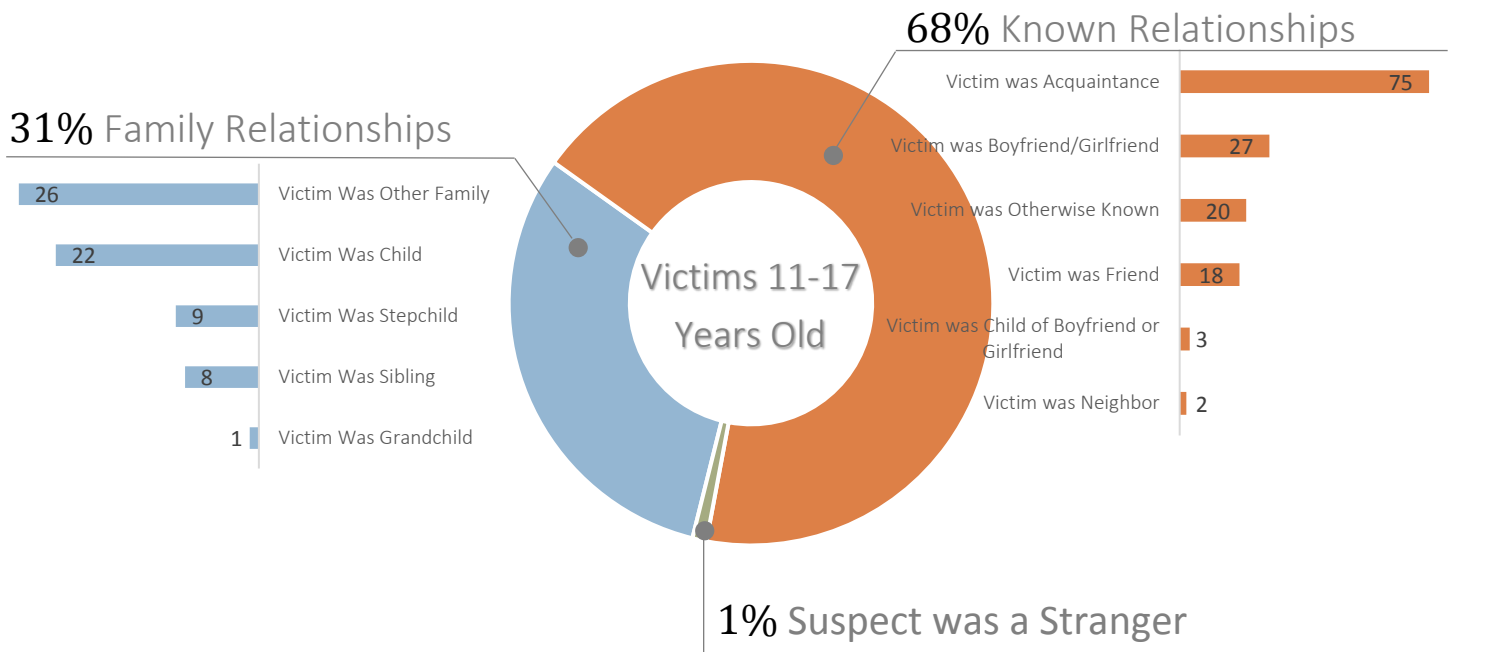


1% Suspect was a Stranger

Victims 0-10 Years Old

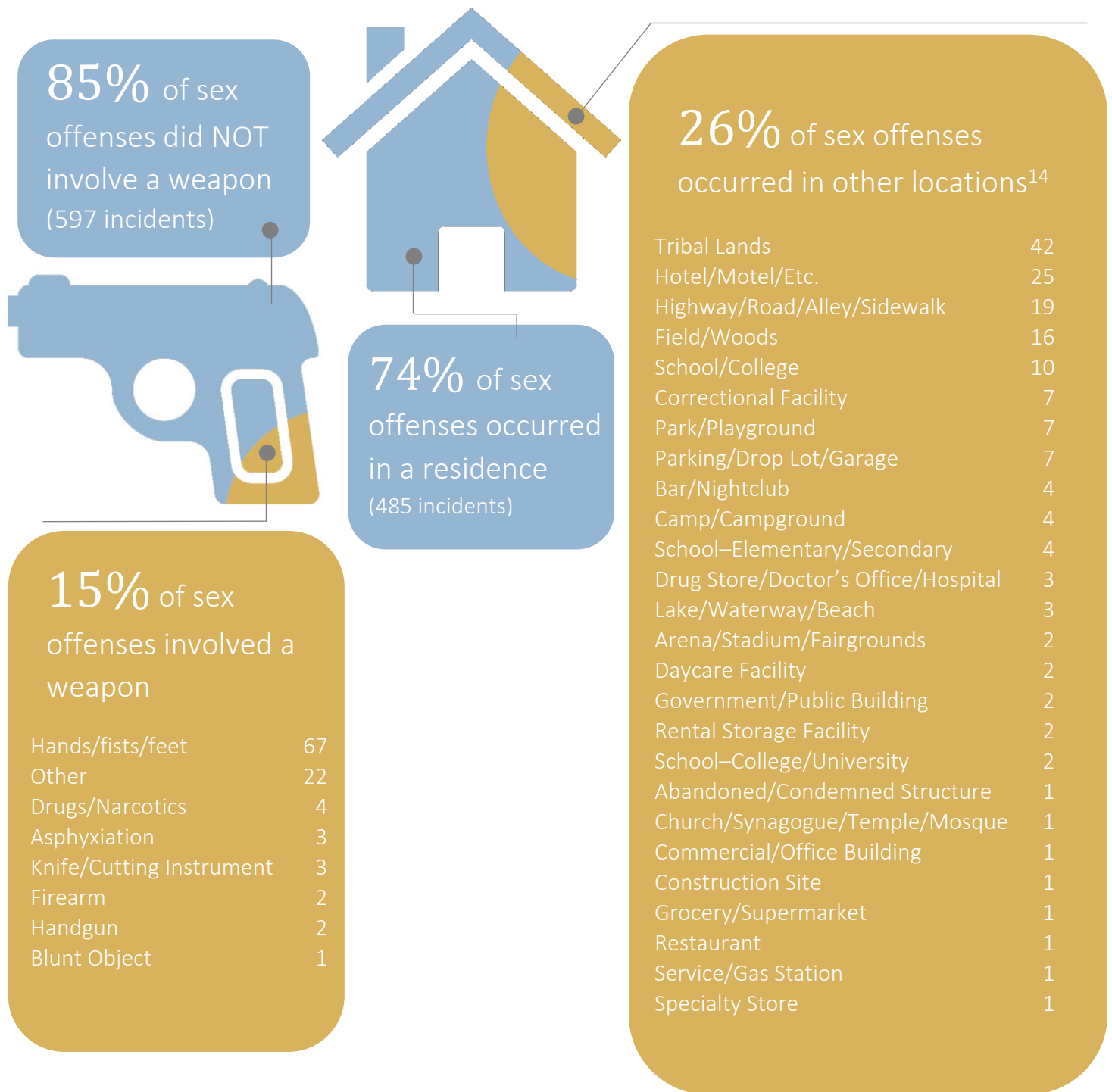
¹¹ Not all reported incidents included relationship data; of the 1542 reported incidents, 723 relationships were provided between suspects and victims, when both the victim and suspect demographics were provided, and the relationship was identified as other than "unknown".

Relationship of Victim to Suspect¹²



¹² Not all reported incidents included relationship data; of the 1542 reported incidents, 723 relationships were provided between suspects and victims, when both the victim and suspect demographics were provided, and the relationship was identified as other than "unknown".

Locations & Weapons¹³

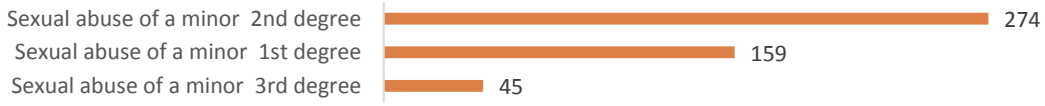


¹³ Not all reported incidents included location and/or weapon data. Of the 1542 reported incidents, 654 locations were provided and identified as other than “Other/Unknown; 701 incidents listed weapons.

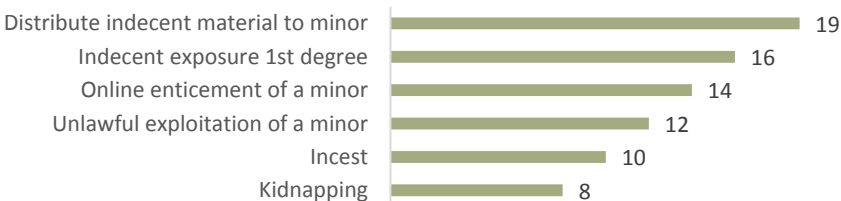
¹⁴ Location definitions can be found in the FBI’s [National Incident Based Reporting System User Manual](#)

Most Commonly Reported Statute Violations¹⁵

28% Sexual Abuse of a Minor



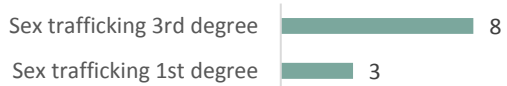
5% Other Offenses



3% Child Pornography



1% Sex Trafficking



63% Sexual Assault



¹⁵ These are counts of potential statute violations reported; there is no direct relationship to victim counts, number of incidents/cases, or charges lodged.

References

[Federal Bureau of Investigation Uniform Crime Reporting program's rape definition](#)

[Alaska's statutory requirement for law enforcement agencies to report felony level sex offenses and uniform crime information](#)

[Alaska's statutory definition of felony level sex offenses](#)

Further Reading

[Sex Offenses Reported via the FBI's National Incident Based Reporting System in 2013](#)

[The Structure of Family Violence: An Analysis of Selected Incidents](#)

[Alaska Victimization Survey – Research on Violence Against Women in Alaska](#)

[Sex Crimes Facts and Statistics – The U.S. Department of Justice, SMART \(Office of Sex Offender Sentencing, Monitoring, Apprehending, Registering, and Tracking\)](#)