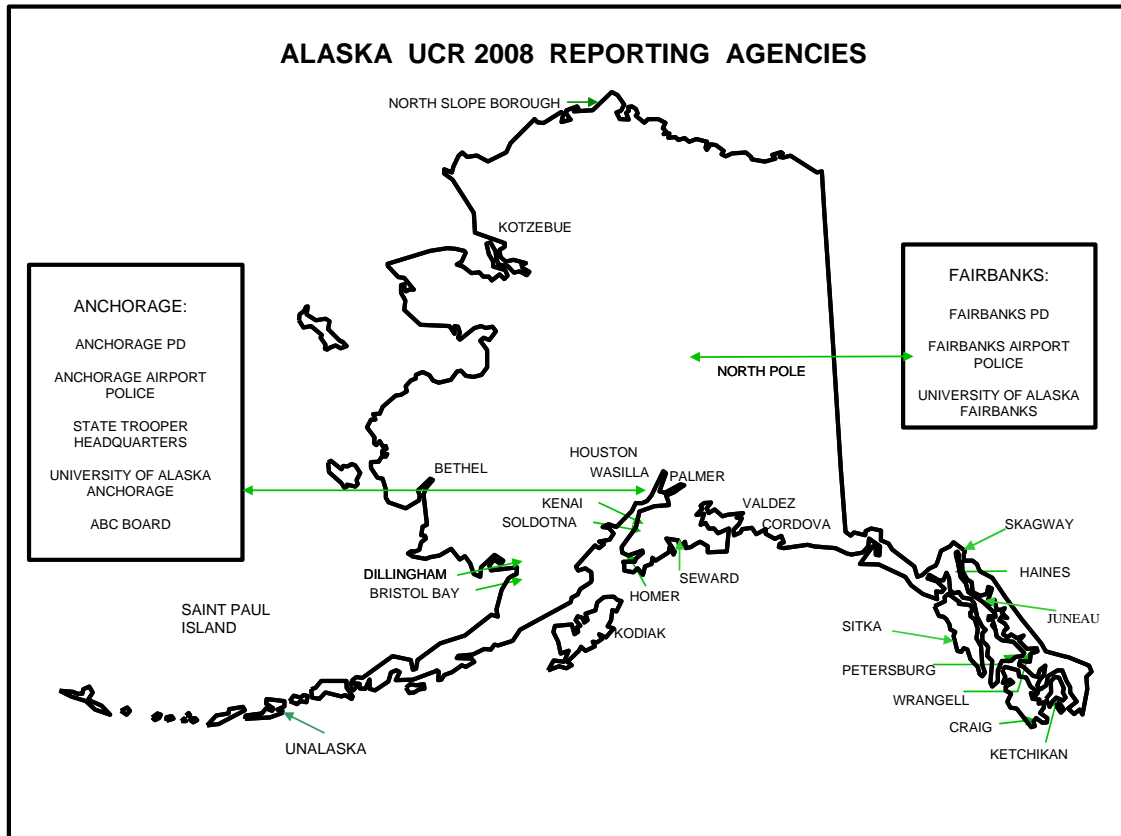


CRIME REPORTED IN ALASKA 2008



UNIFORM CRIME REPORTING



Department of Public Safety

CRIME REPORTED IN ALASKA

2008

UNIFORM CRIME REPORTING PROGRAM

DEPARTMENT OF PUBLIC SAFETY

Prepared By: Jennifer Hoage
Statewide Services Division
Criminal Records & Identification Bureau
Kathy Monfreda, Bureau Chief

GENERAL INFORMATION

Uniform Crime Reporting Program 17

Alaska Map 18

Contributing Agencies 19

 Non Contributing Agencies 21

 Previous Contributing Agencies 22

Reporting Agency Population 23

Law Enforcement Employee Count 24

Officers Killed in the Line of Duty 25

Reported Crime Frequency 28

UCR CRIME INDEX

Definition 29

Summary 29

 Crime Index and Rate Variance 2007 - 2008 30

 Crime Index Offense Summary 2004 - 2008 31

 Crime Rate Summary 2004 - 2008 32

 Crime Index Offense Distribution 33

 Violent Crime vs. Property Crime 33

 Crime by Offense Category 33

 Violent Crime by Offense Category 34

 Property Crime by Offense Category 34

CRIME INDEX OFFENSES

Murder **36**

 Definition 36

Summary 36

 Index and Rate Variance 2004 - 2008 36

 Variance 2004 - 2008 37

 Summary by Calendar Month 37

 Summary by Weapon Type 38

 Relationship of Victim to Offender 39

 Offender Distribution by Age, Sex, and Race 40

 Victim Distribution by Age, Sex, and Race 41

Rape 43

Definition 43

Summary 43

 Index and Rate Variance 2004 - 2008 43

 Variance 2004 - 2008 44

 Summary by Calendar Month 44

 Forcible Rape vs. Attempted Rape 45

 Arrest Distribution by Age, Sex, and Race 46

Robbery 48

Definition 48

Summary 48

 Index and Rate Variance 2004 - 2008 48

 Variance 2004 - 2008 49

 Summary by Calendar Month 49

 Summary by Weapon Type 50

 Summary by Place of Occurrence 51

 Arrest Distribution by Age, Sex, and Race 52

Aggravated Assault 54

Definition 54

Summary 54

 Index and Rate Variance 2004 - 2008 54

 Variance 2004 - 2008 55

 Summary by Calendar Month 55

 Summary by Weapon Type 56

 Arrest Distribution by Age, Sex, and Race 57

Burglary 59

Definition 59

Summary 59

 Index and Rate Variance 2004 - 2008 59

 Variance 2004 - 2008 60

 Summary by Calendar Month 60

 Summary by Type of Entry 61

 Summary by Place and Time of Occurrence 62

 Arrest Distribution by Age, Sex, and Race 63

Larceny-Theft 65

Definition 65

Summary 65

 Index and Rate Variance 2004 - 2008 65

 Variance 2004 - 2008 66

 Summary by Calendar Month 66

 Summary by Larceny-Theft Type 67

 Arrest Distribution by Age, Sex, and Race 68

Motor Vehicle Theft 70

Definition 70

Summary 70

 Index and Rate Variance 2004 - 2008 70

 Variance 2004 - 2008..... 71

 Summary by Calendar Month 71

 Arrest Distribution by Age, Sex, and Race 72

TABLES FOR CONTRIBUTING AGENCIES

Statewide Totals 74

 Offenses Known to Law Enforcement 74

 Property Stolen by Classification 75

 Property Stolen by Type 76

 Age, Sex, and Race of Persons Arrested 18 Years of Age and Over 77

 Age, Sex, and Race of Persons Arrested Under 18 Years of Age 79

 Arson Offenses Known to Law Enforcement 81

 Law Enforcement Officers Killed or Assaulted 82

Alaska State Troopers 84

 Offenses Known to Law Enforcement 84

 Property Stolen by Classification 85

 Property Stolen by Type 86

 Age, Sex, and Race of Persons Arrested 18 Years of Age and Over 87

 Age, Sex, and Race of Persons Arrested Under 18 Years of Age 89

 Arson Offenses Known to Law Enforcement 91

 Law Enforcement Officers Killed or Assaulted 92

Alcohol Beverage Control Board 94

 Offenses Known to Law Enforcement 94

 Property Stolen by Classification 95

 Property Stolen by Type 96

 Age, Sex, and Race of Persons Arrested 18 Years of Age and Over 97

 Age, Sex, and Race of Persons Arrested Under 18 Years of Age 99

 Arson Offenses Known to Law Enforcement 101

 Law Enforcement Officers Killed or Assaulted 102

Anchorage Airport Police 104

 Offenses Known to Law Enforcement 104

 Property Stolen by Classification 105

 Property Stolen by Type 106

 Age, Sex, and Race of Persons Arrested 18 Years of Age and Over 107

Age, Sex, and Race of Persons Arrested Under 18 Years of Age 109

Arson Offenses Known to Law Enforcement 111

Law Enforcement Officers Killed or Assaulted 112

Anchorage Police Department 114

 Offenses Known to Law Enforcement 114

 Property Stolen by Classification 115

 Property Stolen by Type 116

 Age, Sex, and Race of Persons Arrested 18 Years of Age and Over 117

 Age, Sex, and Race of Persons Arrested Under 18 Years of Age 119

 Arson Offenses Known to Law Enforcement 121

 Law Enforcement Officers Killed or Assaulted 122

Bethel Police Department 124

 Offenses Known to Law Enforcement 124

 Property Stolen by Classification 125

 Property Stolen by Type 126

 Age, Sex, and Race of Persons Arrested 18 Years of Age and Over 127

 Age, Sex, and Race of Persons Arrested Under 18 Years of Age 129

 Arson Offenses Known to Law Enforcement 131

 Law Enforcement Officers Killed or Assaulted 132

Bristol Bay Police Department 134

 Offenses Known to Law Enforcement 134

 Property Stolen by Classification 135

 Property Stolen by Type 136

 Age, Sex, and Race of Persons Arrested 18 Years of Age and Over 137

 Age, Sex, and Race of Persons Arrested Under 18 Years of Age 139

 Arson Offenses Known to Law Enforcement 141

 Law Enforcement Officers Killed or Assaulted 142

Cordova Police Department 144

 Offenses Known to Law Enforcement 144

 Property Stolen by Classification 145

Property Stolen by Type 146

Age, Sex, and Race of Persons Arrested 18 Years of Age and Over 147

Age, Sex, and Race of Persons Arrested Under 18 Years of Age 149

Arson Offenses Known to Law Enforcement 151

Law Enforcement Officers Killed or Assaulted 152

Craig Police Department 154

 Offenses Known to Law Enforcement 154

 Property Stolen by Classification 155

 Property Stolen by Type 156

 Age, Sex, and Race of Persons Arrested 18 Years of Age and Over 157

 Age, Sex, and Race of Persons Arrested Under 18 Years of Age 159

 Arson Offenses Known to Law Enforcement 161

 Law Enforcement Officers Killed or Assaulted 162

Dillingham Police Department 164

 Offenses Known to Law Enforcement 164

 Property Stolen by Classification 165

 Property Stolen by Type 166

 Age, Sex, and Race of Persons Arrested 18 Years of Age and Over 167

 Age, Sex, and Race of Persons Arrested Under 18 Years of Age 169

 Arson Offenses Known to Law Enforcement 171

 Law Enforcement Officers Killed or Assaulted 172

Fairbanks Airport Police 174

 Offenses Known to Law Enforcement 174

 Property Stolen by Classification 175

 Property Stolen by Type 176

 Age, Sex, and Race of Persons Arrested 18 Years of Age and Over 177

 Age, Sex, and Race of Persons Arrested Under 18 Years of Age 179

 Arson Offenses Known to Law Enforcement 181

 Law Enforcement Officers Killed or Assaulted 182

Fairbanks Police Department 184

 Offenses Known to Law Enforcement 184

 Property Stolen by Classification 185

 Property Stolen by Type 186

 Age, Sex, and Race of Persons Arrested 18 Years of Age and Over 187

 Age, Sex, and Race of Persons Arrested Under 18 Years of Age 189

 Arson Offenses Known to Law Enforcement 191

 Law Enforcement Officers Killed or Assaulted 192

Haines Police Department 194

 Offenses Known to Law Enforcement 194

 Property Stolen by Classification 195

 Property Stolen by Type 196

 Age, Sex, and Race of Persons Arrested 18 Years of Age and Over 197

 Age, Sex, and Race of Persons Arrested Under 18 Years of Age 199

 Arson Offenses Known to Law Enforcement 201

 Law Enforcement Officers Killed or Assaulted 202

Homer Police Department 204

 Offenses Known to Law Enforcement 204

 Property Stolen by Classification 205

 Property Stolen by Type 206

 Age, Sex, and Race of Persons Arrested 18 Years of Age and Over 207

 Age, Sex, and Race of Persons Arrested Under 18 Years of Age 209

 Arson Offenses Known to Law Enforcement 211

 Law Enforcement Officers Killed or Assaulted 212

Houston Police Department 214

 Offenses Known to Law Enforcement 214

 Property Stolen by Classification 215

 Property Stolen by Type 216

 Age, Sex, and Race of Persons Arrested 18 Years of Age and Over 217

 Age, Sex, and Race of Persons Arrested Under 18 Years of Age 219

 Arson Offenses Known to Law Enforcement 221

Law Enforcement Officers Killed or Assaulted 222

Juneau Police Department..... 224

 Offenses Known to Law Enforcement 224

 Property Stolen by Classification..... 225

 Property Stolen by Type 226

 Age, Sex, and Race of Persons Arrested 18 Years of Age and Over 227

 Age, Sex, and Race of Persons Arrested Under 18 Years of Age 229

 Arson Offenses Known to Law Enforcement 231

 Law Enforcement Officers Killed or Assaulted 232

Kenai Police Department 234

 Offenses Known to Law Enforcement 234

 Property Stolen by Classification 235

 Property Stolen by Type 236

 Age, Sex, and Race of Persons Arrested 18 Years of Age and Over 237

 Age, Sex, and Race of Persons Arrested Under 18 Years of Age 239

 Arson Offenses Known to Law Enforcement 241

 Law Enforcement Officers Killed or Assaulted 242

Ketchikan Police Department 244

 Offenses Known to Law Enforcement 244

 Property Stolen by Classification 245

 Property Stolen by Type 246

 Age, Sex, and Race of Persons Arrested 18 Years of Age and Over 247

 Age, Sex, and Race of Persons Arrested Under 18 Years of Age 249

 Arson Offenses Known to Law Enforcement 251

 Law Enforcement Officers Killed or Assaulted 252

Kodiak Police Department 254

 Offenses Known to Law Enforcement 254

 Property Stolen by Classification 255

 Property Stolen by Type 256

 Age, Sex, and Race of Persons Arrested 18 Years of Age and Over 257

Age, Sex, and Race of Persons Arrested Under 18 Years of Age 259

Arson Offenses Known to Law Enforcement 261

Law Enforcement Officers Killed or Assaulted 262

Kotzebue Police Department 264

 Offenses Known to Law Enforcement 264

 Property Stolen by Classification 265

 Property Stolen by Type 266

 Age, Sex, and Race of Persons Arrested 18 Years of Age and Over 267

 Age, Sex, and Race of Persons Arrested Under 18 Years of Age 269

 Arson Offenses Known to Law Enforcement 271

 Law Enforcement Officers Killed or Assaulted 272

North Pole Police Department 274

 Offenses Known to Law Enforcement 274

 Property Stolen by Classification 275

 Property Stolen by Type 276

 Age, Sex, and Race of Persons Arrested 18 Years of Age and Over 277

 Age, Sex, and Race of Persons Arrested Under 18 Years of Age 279

 Arson Offenses Known to Law Enforcement 281

 Law Enforcement Officers Killed or Assaulted 282

North Slope Borough Police Department 284

 Offenses Known to Law Enforcement 284

 Property Stolen by Classification 285

 Property Stolen by Type 286

 Age, Sex, and Race of Persons Arrested 18 Years of Age and Over 287

 Age, Sex, and Race of Persons Arrested Under 18 Years of Age 289

 Arson Offenses Known to Law Enforcement 291

 Law Enforcement Officers Killed or Assaulted 292

Palmer Police Department 294

 Offenses Known to Law Enforcement 294

 Property Stolen by Classification 295

Property Stolen by Type 296

Age, Sex, and Race of Persons Arrested 18 Years of Age and Over 297

Age, Sex, and Race of Persons Arrested Under 18 Years of Age 299

Arson Offenses Known to Law Enforcement 301

Law Enforcement Officers Killed or Assaulted 302

Petersburg Police Department 304

 Offenses Known to Law Enforcement 304

 Property Stolen by Classification 305

 Property Stolen by Type 306

 Age, Sex, and Race of Persons Arrested 18 Years of Age and Over 307

 Age, Sex, and Race of Persons Arrested Under 18 Years of Age 309

 Arson Offenses Known to Law Enforcement 311

 Law Enforcement Officers Killed or Assaulted 312

St. Paul Island Police Department 314

 Offenses Known to Law Enforcement 314

 Property Stolen by Classification 315

 Property Stolen by Type 316

 Age, Sex, and Race of Persons Arrested 18 Years of Age and Over 317

 Age, Sex, and Race of Persons Arrested Under 18 Years of Age 319

 Arson Offenses Known to Law Enforcement 321

 Law Enforcement Officers Killed or Assaulted 322

Seward Police Department..... 324

 Offenses Known to Law Enforcement 324

 Property Stolen by Classification 325

 Property Stolen by Type 326

 Age, Sex, and Race of Persons Arrested 18 Years of Age and Over 327

 Age, Sex, and Race of Persons Arrested Under 18 Years of Age 329

 Arson Offenses Known to Law Enforcement 331

 Law Enforcement Officers Killed or Assaulted 332

Sitka Police Department..... 334

- Offenses Known to Law Enforcement 334
- Property Stolen by Classification 335
- Property Stolen by Type 336
- Age, Sex, and Race of Persons Arrested 18 Years of Age and Over 337
- Age, Sex, and Race of Persons Arrested Under 18 Years of Age 339
- Arson Offenses Known to Law Enforcement 341
- Law Enforcement Officers Killed or Assaulted 342

Skagway Police Department 344

- Offenses Known to Law Enforcement 344
- Property Stolen by Classification 345
- Property Stolen by Type 346
- Age, Sex, and Race of Persons Arrested 18 Years of Age and Over 347
- Age, Sex, and Race of Persons Arrested Under 18 Years of Age 349
- Arson Offenses Known to Law Enforcement 351
- Law Enforcement Officers Killed or Assaulted 352

Soldotna Police Department 354

- Offenses Known to Law Enforcement 354
- Property Stolen by Classification 355
- Property Stolen by Type 356
- Age, Sex, and Race of Persons Arrested 18 Years of Age and Over 357
- Age, Sex, and Race of Persons Arrested Under 18 Years of Age 359
- Arson Offenses Known to Law Enforcement 361
- Law Enforcement Officers Killed or Assaulted 362

Unalaska Police Department..... 364

- Offenses Known to Law Enforcement 364
- Property Stolen by Classification 365
- Property Stolen by Type 366
- Age, Sex, and Race of Persons Arrested 18 Years of Age and Over 367
- Age, Sex, and Race of Persons Arrested Under 18 Years of Age 369
- Arson Offenses Known to Law Enforcement 371

Law Enforcement Officers Killed or Assaulted 372

University of Alaska - Anchorage..... 374

 Offenses Known to Law Enforcement 374

 Property Stolen by Classification 375

 Property Stolen by Type 376

 Age, Sex, and Race of Persons Arrested 18 Years of Age and Over 377

 Age, Sex, and Race of Persons Arrested Under 18 Years of Age 379

 Arson Offenses Known to Law Enforcement 381

 Law Enforcement Officers Killed or Assaulted 382

University of Alaska - Fairbanks 384

 Offenses Known to Law Enforcement 384

 Property Stolen by Classification 385

 Property Stolen by Type 386

 Age, Sex, and Race of Persons Arrested 18 Years of Age and Over 387

 Age, Sex, and Race of Persons Arrested Under 18 Years of Age 389

 Arson Offenses Known to Law Enforcement 391

 Law Enforcement Officers Killed or Assaulted 392

Valdez Police Department 394

 Offenses Known to Law Enforcement 394

 Property Stolen by Classification 395

 Property Stolen by Type 396

 Age, Sex, and Race of Persons Arrested 18 Years of Age and Over 397

 Age, Sex, and Race of Persons Arrested Under 18 Years of Age 399

 Arson Offenses Known to Law Enforcement 401

 Law Enforcement Officers Killed or Assaulted 402

Wasilla Police Department 404

 Offenses Known to Law Enforcement 404

 Property Stolen by Classification 405

 Property Stolen by Type 406

 Age, Sex, and Race of Persons Arrested 18 Years of Age and Over 407

Age, Sex, and Race of Persons Arrested Under 18 Years of Age 409

Arson Offenses Known to Law Enforcement 411

Law Enforcement Officers Killed or Assaulted 412

Wrangell Police Department 414

 Offenses Known to Law Enforcement 414

 Property Stolen by Classification 415

 Property Stolen by Type 416

 Age, Sex, and Race of Persons Arrested 18 Years of Age and Over 417

 Age, Sex, and Race of Persons Arrested Under 18 Years of Age 419

 Arson Offenses Known to Law Enforcement 421

 Law Enforcement Officers Killed or Assaulted 422

APPENDIX

Offenses in Uniform Crime Reporting 424

THIS PAGE INTENTIONALLY LEFT BLANK

UNIFORM CRIME REPORTING PROGRAM

The Uniform Crime Reporting (UCR) Program is a nationwide cooperative effort by city, state, and county law enforcement agencies to report data on crimes brought to their attention. The International Association of Chiefs of Police (IACP) developed this methodology for crime reporting in response to the need for national crime statistics. The data provides the information necessary to gain a basic understanding of the nature and scope of the nation's crime problem.

The Federal Bureau of Investigation (FBI) identified eight offense categories, selected because of their seriousness and frequency, as crime index offenses. The crime index contains both violent crimes (crimes against people) and property crimes. The crime index includes murder, forcible rape, robbery, and aggravated assault in the violent crime group and burglary, larceny-theft, motor vehicle theft, and arson in the property crime category. The UCR Program also collects statistical data on officer assault, and persons arrested for Part I and Part II crimes. The FBI assumed administrative responsibility for the program in 1930. The FBI receives and tabulates nationwide data and annually publishes these statistics in *Crime in the United States*.

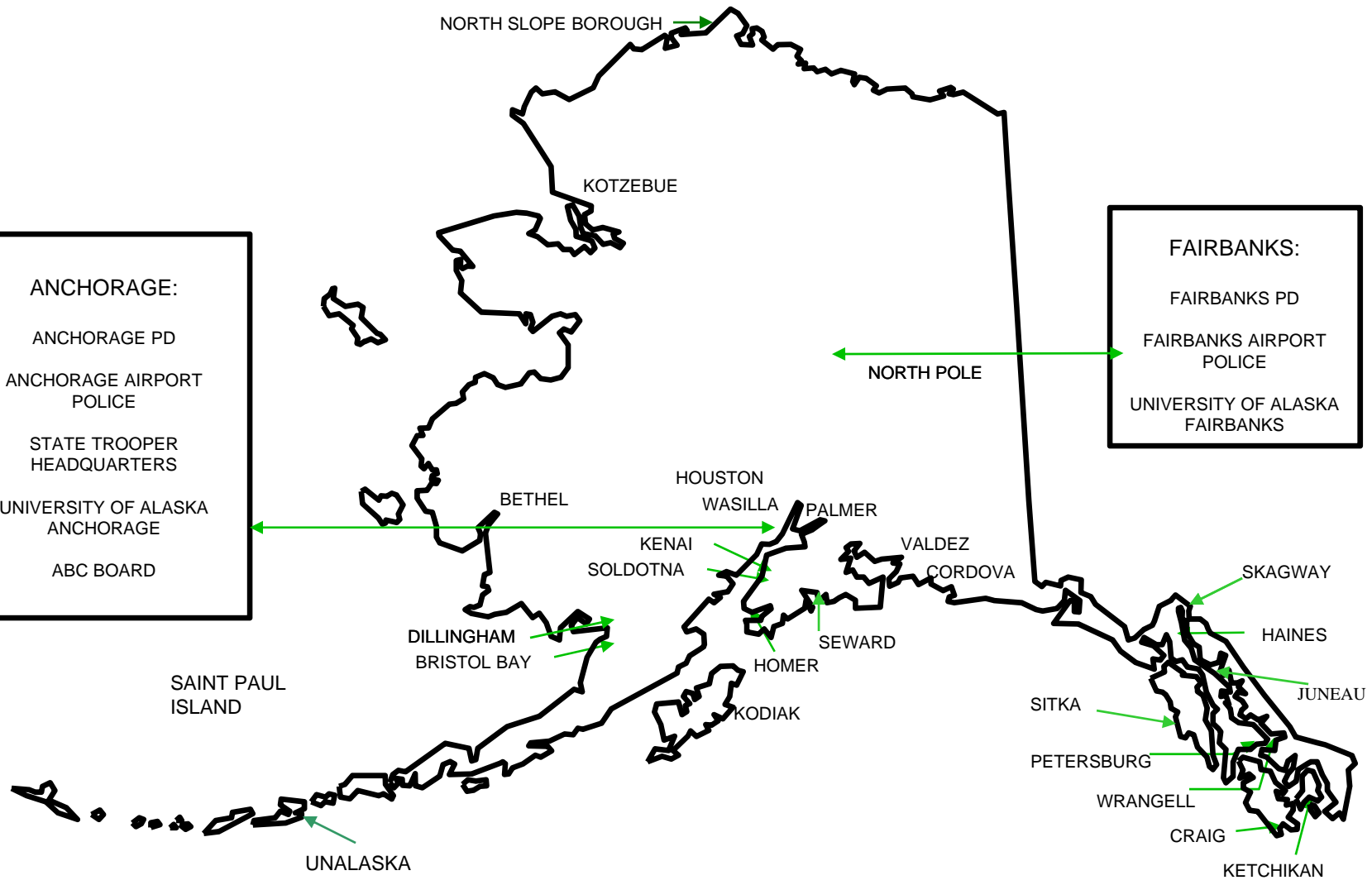
Since June of 1982, the Department of Public Safety (DPS) has administered the UCR Program for the State of Alaska. The Criminal Records and Identification Bureau, located within the Statewide Services Division, is responsible for collecting, tabulating, reporting, and publishing the UCR data provided by local law enforcement agencies participating in the program; however, the submitting agencies retain responsibility for the accuracy of their data. UCR is a voluntary program and the number of agencies reporting data to DPS varies from year to year.

In 2008 34 agencies provided 12 months of crime information to the department. The reporting agencies represented 98.7 percent of the state's population. Monthly crime statistics, created from the Alaska Public Safety Information Network (APSIN) or locally generated reports, are forwarded to the FBI for inclusion in its annual report and are used to compile the annual *Crime Reported in Alaska* publication. This document is a major resource for measuring the trend and distribution of crime in Alaska.

ALASKA UCR 2008 REPORTING AGENCIES

- ANCHORAGE:
- ANCHORAGE PD
- ANCHORAGE AIRPORT POLICE
- STATE TROOPER HEADQUARTERS
- UNIVERSITY OF ALASKA ANCHORAGE
- ABC BOARD

- FAIRBANKS:
- FAIRBANKS PD
- FAIRBANKS AIRPORT POLICE
- UNIVERSITY OF ALASKA FAIRBANKS



2008 CONTRIBUTING AGENCIES

| SUMMARY BASED DATA | PARTICIPATION |
|---|---|
| Alaska State Troopers..... | 1976 – 2008 |
| Alcohol Beverage Control Board | 2005 - 2008 |
| Anchorage Airport Police..... | 1989 – 2008 |
| Anchorage Police Department | 1976 – 2008 |
| Bethel Police Department..... | 1987 – 1995 1999 – 2008 |
| Bristol Bay Borough Police Department..... | 1985 – 2008 |
| Cordova Police Department | 1978 – 1997 1999 – 2008 |
| Craig Police Department | 1978 – 2008 |
| Dillingham Police Department..... | 1981 – 1987 1994 – 2008 |
| Fairbanks Airport Police..... | 1998 – 2008 |
| Fairbanks Police Department | 1976 – 2008 |
| Haines Police Department..... | 1985 – 2008 |
| Homer Police Department | 1976 – 2008 |
| Houston Police Department | 2004 - 2008 |
| Juneau Police Department..... | 1976 – 1994 2002 -- 2008 |
| Kenai Police Department..... | 1976 – 2008 |
| Ketchikan Police Department..... | 1976 – 1987 1989 – 2008 |
| Kodiak Police Department..... | 1980 – 2008 |
| Kotzebue Police Department..... | 1980 – 1983 2000 – 2001 2004 – 2006 2008 |
| North Pole Police Department..... | 1978 – 2008 |
| North Slope Borough Department of Public Safety | 1977 – 1996 1999 -- 2008 |
| Palmer Police Department | 1977 – 2008 |
| Petersburg Police Department | 1976 – 2008 |
| Saint Paul Police Department | 1987 – 1989 1997 – 2008 |
| Seward Police Department..... | 1978 – 2008 |

| | |
|--------------------------------------|--|
| Sitka Police Department..... | 1976 – 1988 2000 - 2008 |
| Skagway Police Department | 1977 – 1997 2000 - 2008 |
| Soldotna Police Department | 1977 – 2008 |
| Unalaska Police Department..... | 1980 – 1981 1983 2000 - 2008 |
| University of Alaska Anchorage | 1993 – 2008 |
| University of Alaska Fairbanks | 1993 – 2008 |
| Valdez Police Department | 1976-1983 1999 - 2002 2008 |
| Wasilla Police Department | 1993 – 2005 2006(2+mo) 2007 - 2008 |
| Wrangell Police Department | 1976 – 2008 |

2008 NON-CONTRIBUTING MUNICIPAL AGENCIES

Adak Police Department
Akiachak Police Department
Alakanuk Police Department
Aleknagik Police Department
Chefornak Village Police Department
Chignik Bay Police Department
Emmonak Police Department
Fort Yukon Police Department
Galena Police Department
Kake Police Department
Kasigluk Police Department
Kiana Police Department
King Cove Police Department
Klawock Police Department
Kotlik Police Department
Kwethluk Police Department
Kwig Village police Department
Marshall Police Department
Metlakatla Police Department
Mountain Village Police Department
Napaskiak Police Department
Nightmute Police Department
Nome Police Department
Nunam Iqua Police Department
Pilot Station Police Department
Quinhagak Police Department
Saint Mary's Police Department
Sand Point Police Department
Savoonga Police Department
Seldovia Police Department
Shaktoolik Police Department
Shishmaref Police Department
Stebbins Police Department
Togiak Police Department
Toksook Bay Police Department
Tuluksak Village Police Department
Unalakleet Police Department
Whittier Police Department
Yakutat Police Department

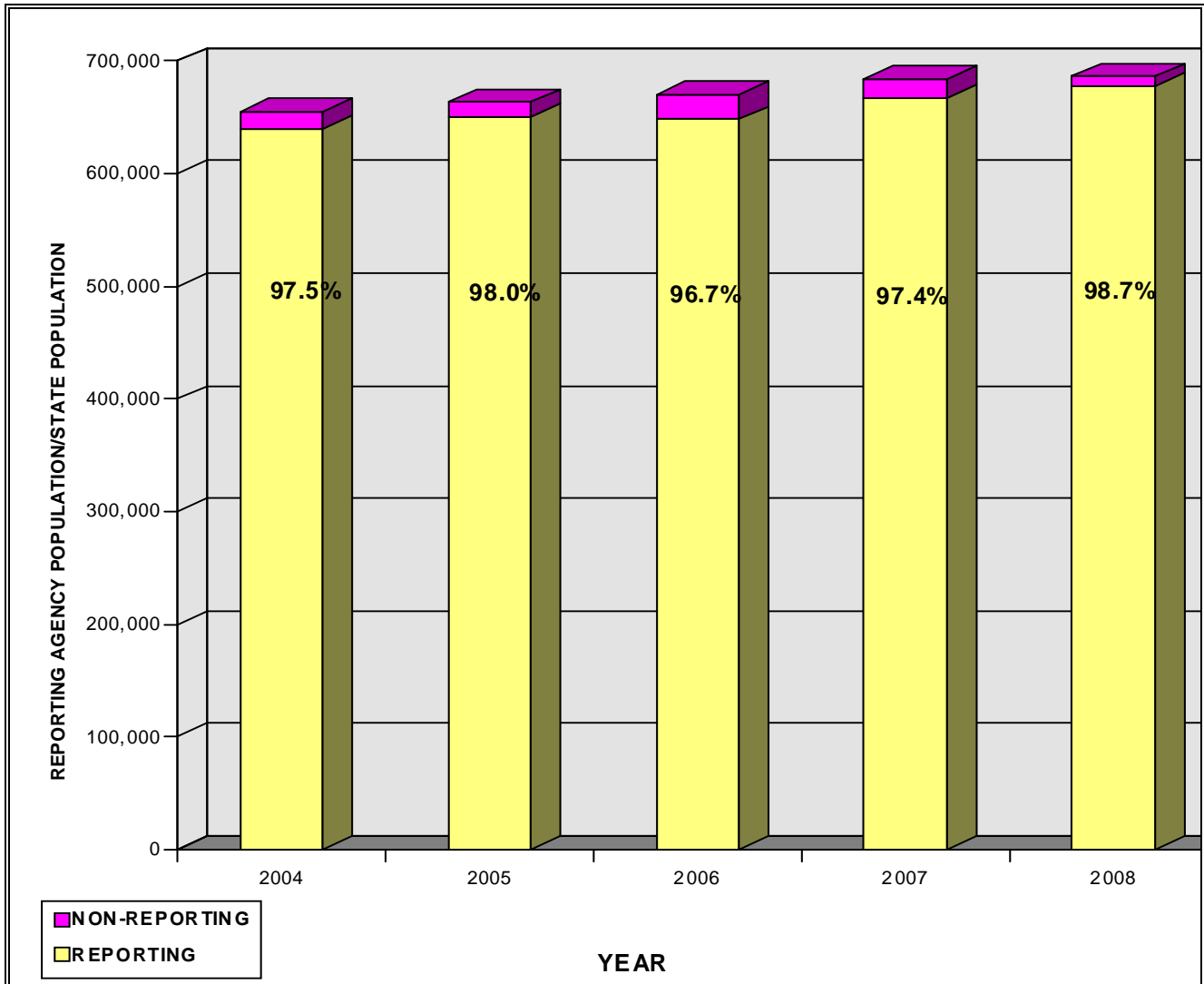
PREVIOUS PARTICIPATION BY 2008 NON-CONTRIBUTING MUNICIPAL AGENCIES

YEARS OF PARTICIPATION

| | |
|--|----------------------------|
| Hoonah Police Department of Public Safety..... | 1978 |
| Kake Police Department..... | 1999 |
| King Cove Police Department..... | 1999 |
| Klawock Police Department..... | 1987 – 1989 1991 – 2000 |
| Nenana Department of Public Safety..... | 2000 - 2003 2005 (8 mo) |
| Nome Police Department..... | 1978 - 1991 |
| Sand Point Police Department..... | 1989 |
| Togiak Police Department..... | 1994 – 1995 |
| Whittier Police Department..... | 1978 |

REPORTING AGENCY POPULATION

2004 – 2008



The FBI estimates population figures. They are calculated by using the state totals available to the Bureau of the Census and applying the state's rate of growth for the current year over the previous year to each agency.

2008 LAW ENFORCEMENT EMPLOYEE COUNT AS OF 09/30/2008

| AGENCY | AGENCY HEAD | LAW ENFORCEMENT OFFICERS | | CIVILIAN EMPLOYEES | | TOTAL |
|------------------------------------|--------------------------------|--------------------------|------------|--------------------|------------|-------------|
| | | MALE | FEMALE | MALE | FEMALE | |
| Alaska Department of Public Safety | Commissioner Joseph A. Masters | 324 | 15 | 107 | 121 | 567 |
| Alcohol Beverage Control Board | Robert Beasley | 5 | | 1 | 3 | 9 |
| Anchorage Airport Police | Chief Lauri Burkmire | 57 | 5 | | 3 | 65 |
| Anchorage Police Department | Chief Rob Huen | 327 | 56 | 34 | 136 | 553 |
| Anvik Police Department | Chief of Police | | | | | |
| Bethel Police Department | Chief Larry Elarton | 10 | 2 | 4 | 4 | 20 |
| Bristol Bay Police Department | Chief Jerry Castleberry | 4 | | | 6 | 10 |
| Cordova Police Department | Chief Christopher Canaski | 4 | 1 | 3 | 4 | 12 |
| Craig Police Department | Chief Marc Habib | 4 | 1 | | 6 | 11 |
| Dillingham Police Department | Chief Richard Thompson | 4 | | 8 | 4 | 16 |
| Emmonak Police Department | Chief of Police | 4 | 1 | | | 5 |
| Fairbanks Airport Police | Chief Michael Supkis | 21 | 2 | 2 | 5 | 30 |
| Fairbanks Police Department | Chief Daniel Hoffman | 41 | 5 | | 5 | 51 |
| Fort Yukon Police Department | Chief Larry Kocur | | | | | |
| Galena Police Department | Chief John A. Millan | 2 | | | | 2 |
| Haines Police Department | Chief Gary Lowe | 3 | | 1 | 3 | 7 |
| Homer Police Department | Chief Mark Robl | 12 | | 2 | 6 | 20 |
| Hoonah Police Department | Chief Jefferson Hankla | 3 | | 1 | 6 | 10 |
| Houston Police Department | Mayor Roger Purcell | 1 | | | | 1 |
| Juneau Police Department | Chief Greg Browning | 44 | 5 | 8 | 27 | 84 |
| Kake Police Department | Chief Robert Bassler | 2 | | 3 | | 5 |
| Kenai Police Department | Chief Charles Kopp | | | | | |
| Ketchikan Police Department | Chief Ed Talik | 23 | 1 | 2 | 10 | 36 |
| King Cove Police Department | Chief Robert Gould | 4 | | 1 | | 5 |
| Klawock Police Department | Chief Cullen Fowler | 2 | | | | 2 |
| Kodiak Police Department | Chief Charles Kamai | 16 | 2 | 4 | 12 | 34 |
| Kotzebue Police Department | Chief John Ward | 9 | | 6 | 4 | 19 |
| Metlakatla Police Department | Chief Nicholas Yliniemi | | | | | |
| Nome Police Department | Chief Paul Burke | 7 | | 6 | | 13 |
| North Pole Police Department | Chief Paul Lindhag | 12 | | | 1 | 13 |
| North Slope Borough DPS | Chief Don Grimes | | | | | |
| Palmer Police Department | Chief Russ Boatright | 13 | 1 | 1 | 14 | 29 |
| Petersburg Police Department | Chief Dale Stone | 8 | 1 | 4 | 2 | 15 |
| Saint Paul Dept. of Public Safety | Chief Gerald Meece | 3 | | 1 | 1 | 5 |
| Sand Point Police Department | Chief Joseph Shoemaker | 2 | 1 | | 1 | 4 |
| Seldovia Police Department | Chief A. W. Anderson | 1 | | | | 1 |
| Seward Police Department | Chief Thomas Clemons | 8 | 2 | 1 | 6 | 17 |
| Sitka Police Department | Chief Sheldon Schmitt | 19 | | 4 | 11 | 34 |
| Skagway Police Department | Chief Ray Leggett | 4 | | | 4 | 8 |
| Soldotna Police Department | Chief John Lucking Jr. | | | | | |
| Togiak Police Department | Chief Aaron Parker | 5 | | | | 5 |
| Unalaska Police Department | Director Jamie Sunderland | 11 | 2 | 7 | 8 | 28 |
| University of Alaska Anchorage PD | Chief Joe Dale Pittman | 11 | 1 | 5 | 2 | 19 |
| University of Alaska Fairbanks PD | Chief Sean McGee | 9 | 2 | 2 | 3 | 16 |
| Valdez Police Department | Chief William Comer | 11 | | 3 | 6 | 20 |
| Wasilla Police Department | Chief Angella Long | 19 | 3 | 5 | 21 | 48 |
| Whittier Police Department | Chief Robert Haskell | 3 | | | | 3 |
| Wrangell Police Department | Chief Doug McCloskey | 7 | | | 6 | 13 |
| Yakutat Police Department | Chief John Nichols | | | | | |
| Total | | 1079 | 109 | 226 | 451 | 1865 |

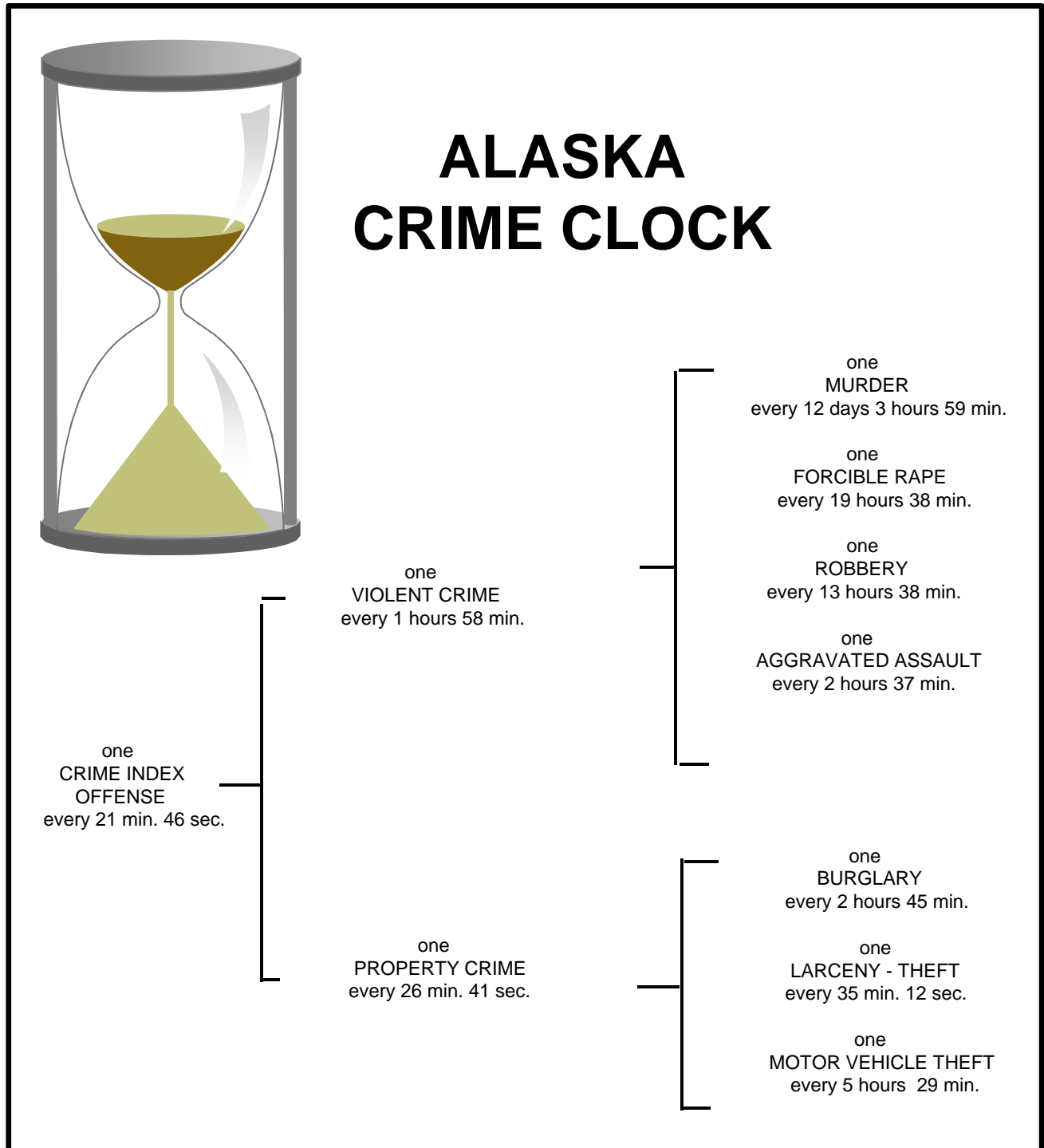
OFFICERS KILLED IN THE LINE OF DUTY

| DATE | NAME | AGENCY | LOCATION |
|-------------------|--------------------------|---------------|-----------------|
| July 28, 1960 | Doris W. Barber | Sitka PD | Sitka |
| March 5, 1964 | Gary G. Wohfeil | Fish & Game | Turnagain Pass |
| March 5, 1964 | Leroy G. Bohuslov | Fish & Game | Turnagain Pass |
| October 19, 1964 | Donald T. Dull | Juneau PD | Juneau |
| January 30, 1966 | Kenneth G Nauska | Craig PD | Craig |
| January 4, 1968 | Benjamin F. Strong | Anchorage PD | Anchorage |
| November 19, 1972 | Thomas C. Dillon | Bethel PD | Bethel |
| February 18, 1974 | Dennis F. Cronin | AST | Anchorage |
| March 30, 1974 | Earl R. Hoggard | Ketchikan PD | Ketchikan |
| December 11, 1974 | Larry R. Carr | AST | Kodiak |
| December 11, 1974 | Frank S. Rodman | AST | Kodiak |
| September 8, 1975 | Jonathon P. Flora | Anchorage PD | Anchorage |
| April 17, 1979 | Richard J. Adair | Juneau PD | Juneau |
| April 17, 1979 | Jimmy E. Kennedy | Juneau PD | Juneau |
| October 28, 1980 | Harry E. Kier | Anchorage PD | Anchorage |
| April 4, 1982 | Roland E. Chevalier, Jr. | AST | Fairbanks |
| January 14, 1983 | John D. Stimson | FWP | Cordova |
| January 15, 1983 | Gordon B. Bartel | Kodiak PD | Kodiak |
| May 19, 1984 | Troy L. Duncan | AST | Fairbanks |
| July 23, 1984 | David C. Harris | Ft. Rich. MP | Anchorage |
| May 10, 1985 | Ignatius J. Charlie | Alakanuk PD | Alakanuk |
| July 17, 1986 | Harry B. Hanson, Jr. | Anchorage PD | Anchorage |
| October 20, 1986 | Ronald E. Zimin | VPSO | South Naknek |
| June 5, 1989 | Louie G. Mizelle | Anchorage PD | Anchorage |
| February 12, 1992 | Anthony C. Jones | Dillingham PD | Dillingham |
| May 4, 1992 | Karl W. Reishus | Juneau PD | Juneau |
| October 11, 1994 | C. E. Swackhammer | DPS | Yukon Territory |
| October 11, 1994 | Robert L. Bittick | AST | Yukon Territory |
| October 26, 1996 | Dan R. Seely | Anchorage PD | Anchorage |

| DATE | NAME | AGENCY | LOCATION |
|--------------------|-----------------------|--------------|-------------|
| January 10, 1997 | Bruce Heck | AST | Glennallen |
| January 1, 1998 | John K. Lamm | Fairbanks PD | Fairbanks |
| September 16, 1998 | David C. Churchill | AST | King Salmon |
| May 15, 1999 | James A. Rowland, Jr. | Palmer PD | Palmer |
| June 25, 2001 | James A. Moen | FWP | Iliamna |
| July 9, 2001 | Justin T. Wollam | Anchorage PD | Anchorage |
| November 24, 2001 | Hans-Peter L. Roelle | AST | Palmer |
| November 19, 2002 | James Hesterberg | DOC | Anchorage |
| December 19, 2002 | Thomas Patrick O'Hara | NPS | King Salmon |
| December 25, 2003 | John Patrick Watson | Kenai PD | Kenai |

THIS PAGE LEFT BLANK INTENTIONALLY

2008 REPORTED CRIME FREQUENCY



The Crime Clock should be viewed with care. Being the most aggregate representation of UCR data, it is designed to convey the annual reported crime experience by showing the relative frequency of occurrence of the Index Offenses. This mode of display should not be taken to imply a regularity in the commission of the Crime Index Offenses; rather, it represents the annual ratio of crime to fixed time intervals.

2008 UCR CRIME INDEX

DEFINITION

The crime index is composed of selected offenses used to gauge fluctuations in the overall volume and rate of crime reported to law enforcement. The offenses included are the violent crimes of murder and non-negligent manslaughter, forcible rape, robbery, and aggravated assault and the property crimes of burglary, larceny-theft, and motor vehicle theft. All violent crime involves force or threat of force whereas the object of property crime is the taking of money or property without force or threat of force against the victim.

The FBI began collecting arson data in 1979. Because national population coverage for arson data is lower than for other Crime Index offenses, the FBI tabulates arson data separately from the other index offenses in *Crime in the United States*. To retain uniformity with federal reporting, Alaska excludes arson from the state crime index and rate calculations. The data is included at the agency level.

SUMMARY

The calculations represented in *Crime Reported in Alaska* are made utilizing the index offense totals for the current and previous year, as well as population estimates provided by the FBI. Under the category of violent crime index offense totals, aggravated assault and robbery increased while murder/non-negligent manslaughter and forcible rape decreased in 2008, while the property crime index offense totals all decreased. The crime rate, which relates the incidence of crime to population, likewise experienced the same increases and decreases as the index offense totals. Caution should be exercised when comparing data from year to year and making conclusions.

In 2008, the percentage of the population represented by reporting agencies increased to 98.7 percent. The population represented by the 34, 12-month reporting agencies, experienced an estimated 1 percent increase. All facts are important to consider when reviewing the fluctuations in the crime index and rate variances between 2007 and 2008, as well as changes in the crime index offense totals and their distributions.

CRIME INDEX AND RATE VARIANCE 2007 - 2008

| | POPULATION | TOTAL OFFENSES | VIOLENT CRIMES | PROPERTY CRIMES | MURDER | FORCIBLE RAPE | ROBBERY | AGGRAVATED ASSAULT | BURGLARY | LARCENY-THEFT | MOTOR VEHICLE THEFT |
|-------------|------------|----------------|----------------|-----------------|--------|---------------|---------|--------------------|----------|---------------|---------------------|
| CRIME INDEX | 1.5% | -10.4% | 0.6% | -12.5% | -28.6% | -13.2% | 11.3% | 1.2% | -12.0% | -9.7% | -32.9% |
| CRIME RATE | | -11.7% | -0.9% | -13.8% | -30.2% | ** | 9.6% | -0.3% | -13.3% | -11.0% | -33.9% |

** Female population data not available

- The crime index is composed of selected offenses used to gauge fluctuations in the volume and rate of crime reported to law enforcement.

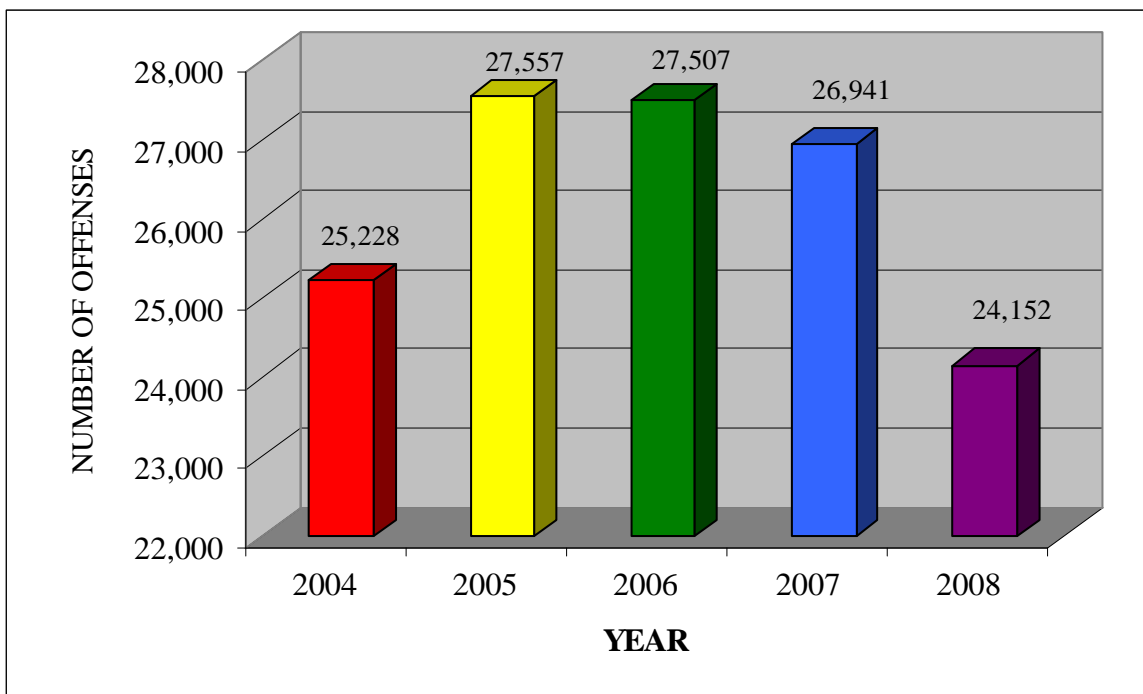
- The crime rate compares the incidence of crime to the total population.

CRIME INDEX OFFENSE SUMMARY

2004 - 2008

| | TOTAL OFFENSES | VIOLENT CRIMES | PROPERTY CRIMES | MURDER | FORCIBLE RAPE | ROBBERY | AGGRAVATED ASSAULT | BURGLARY | LARCENY -THEFT | MOTOR VEHICLE THEFT |
|------|----------------|----------------|-----------------|--------|---------------|---------|--------------------|----------|----------------|---------------------|
| 2004 | 25,228 | 3,977 | 21,251 | 36 | 547 | 431 | 2,963 | 3,599 | 15,425 | 2,227 |
| 2005 | 27,557 | 4,127 | 23,430 | 32 | 524 | 531 | 3,040 | 4,055 | 16,834 | 2,541 |
| 2006 | 27,507 | 4,473 | 23,034 | 34 | 495 | 589 | 3,355 | 4,015 | 16,560 | 2,459 |
| 2007 | 26,941 | 4,427 | 22,514 | 42 | 514 | 577 | 3,294 | 3,606 | 16,533 | 2,375 |
| 2008 | 24,152 | 4,452 | 19,700 | 30 | 446 | 642 | 3,334 | 3,175 | 14,931 | 1,594 |

Negligent manslaughter and simple assault omitted from totals.



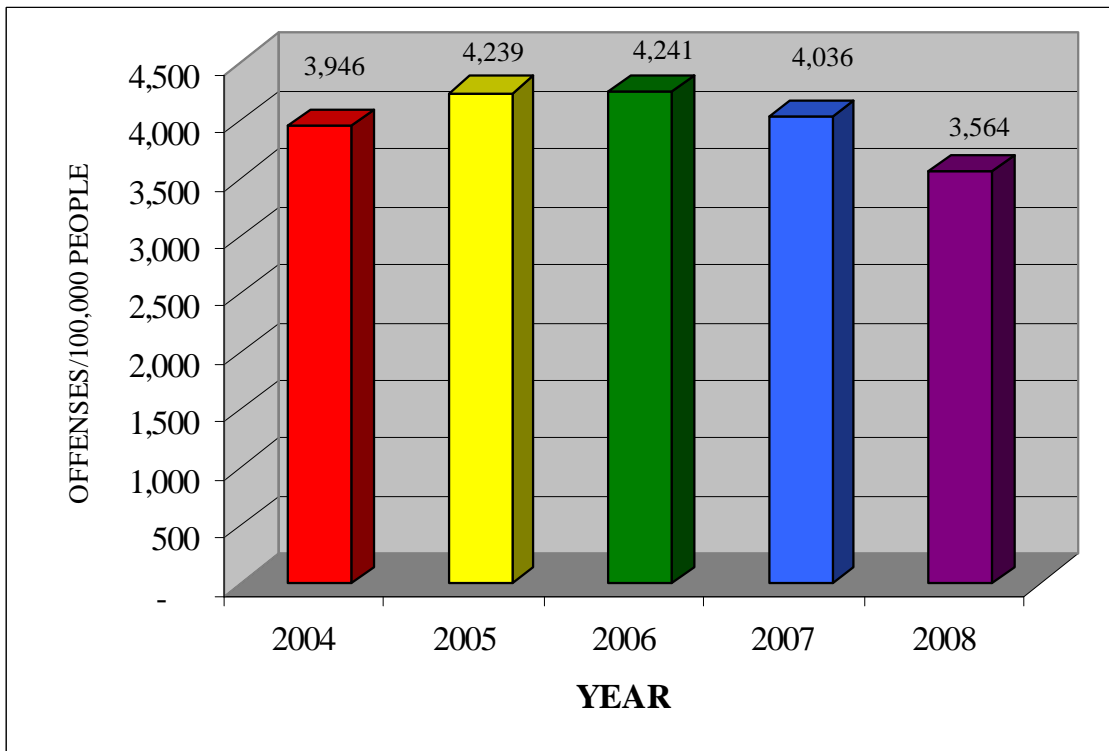
CRIME RATE SUMMARY

2004 - 2008

| | POPULATION | TOTAL OFFENSES | VIOLENT CRIMES | PROPERTY CRIMES | MURDER | FORCIBLE RAPE* | ROBBERY | AGGRAVATED ASSAULT | BURGLARY | LARCENY-THEFT | MOTOR VEHICLE THEFT |
|------|------------|----------------|----------------|-----------------|--------|----------------|---------|--------------------|----------|---------------|---------------------|
| 2004 | 639,285 | 3,946 | 622 | 3,324 | 5.6 | ** | 67.4 | 463.5 | 563.0 | 2,412.9 | 348.4 |
| 2005 | 650,112 | 4,239 | 635 | 3,604 | 4.9 | ** | 81.7 | 467.6 | 623.7 | 2,589.4 | 390.9 |
| 2006 | 648,530 | 4,241 | 690 | 3,552 | 5.2 | ** | 90.8 | 517.3 | 619.1 | 2,553.5 | 379.2 |
| 2007 | 667,568 | 4,036 | 663 | 3,373 | 6.3 | ** | 86.4 | 493.4 | 540.2 | 2,476.6 | 355.8 |
| 2008 | 677,603 | 3,564 | 657 | 2,907 | 4.4 | ** | 94.7 | 492.0 | 468.6 | 2,203.5 | 235.2 |

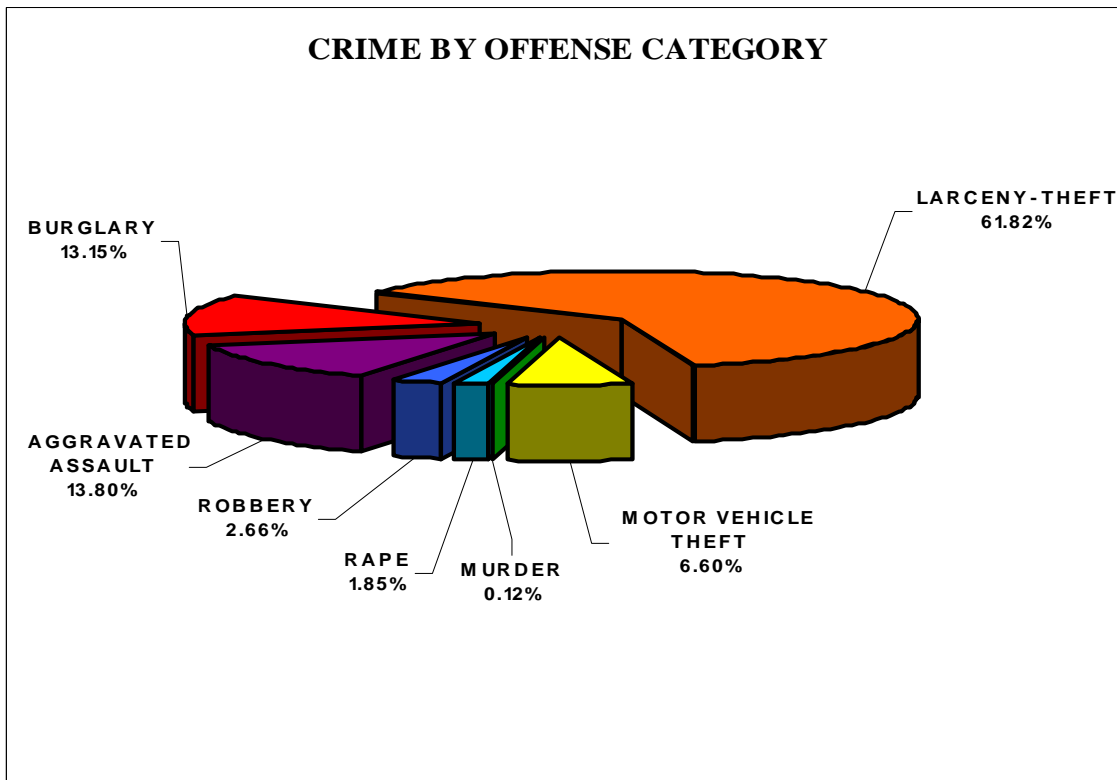
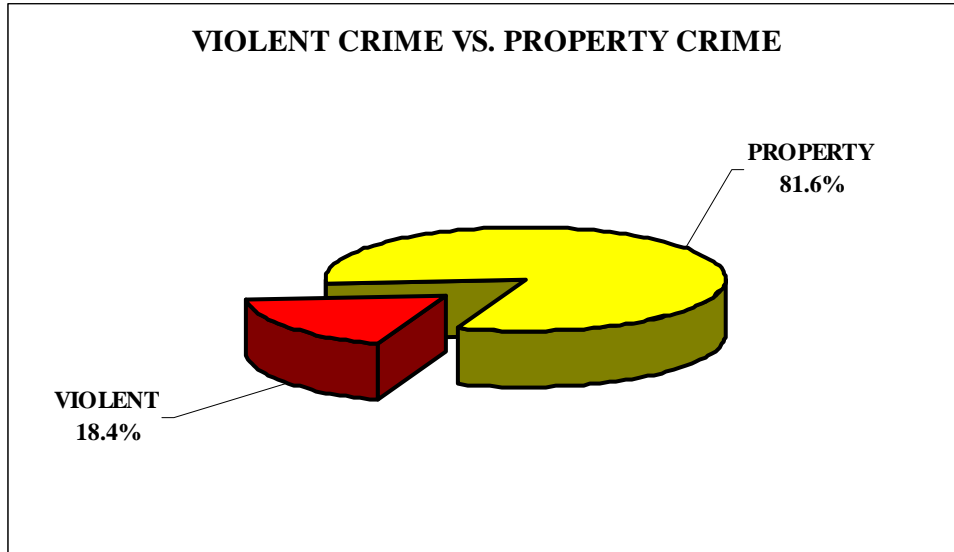
* Based on Male population

** Female population figure not available

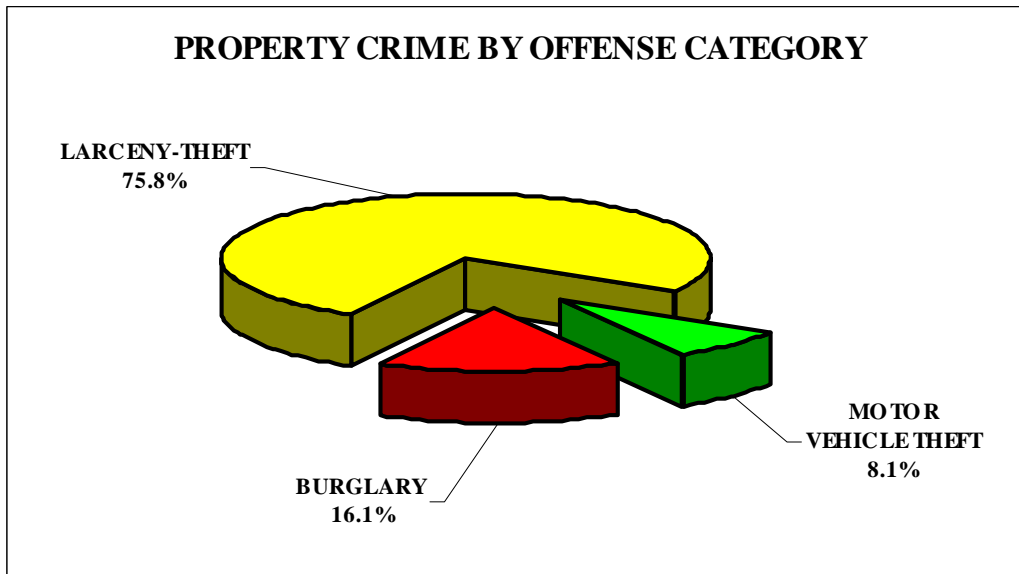
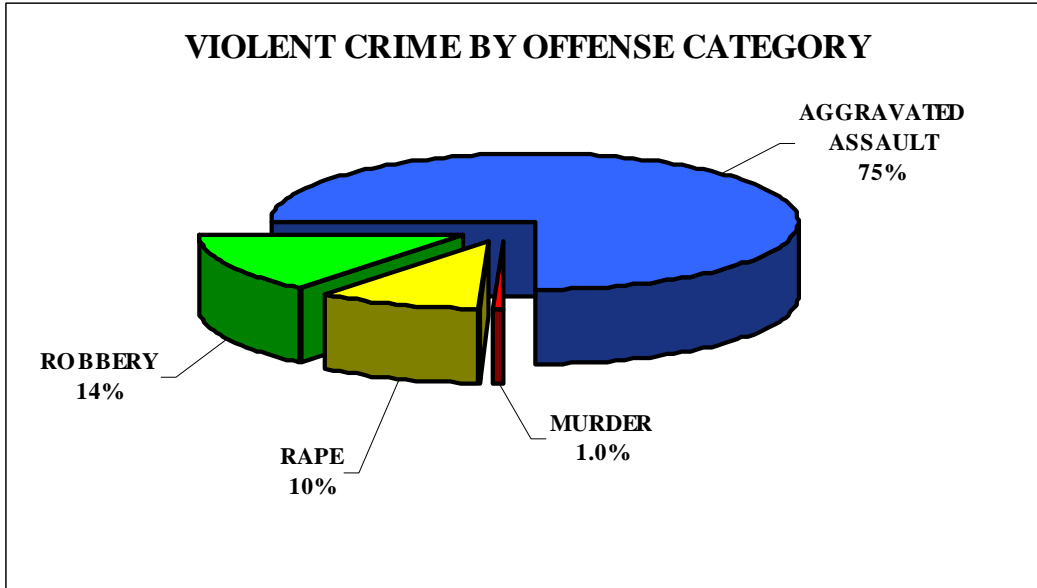


The crime rate relates the incidence of crime to population. It is commonly expressed as the number of crime index offenses for each 100,000 inhabitants.

2008 CRIME INDEX OFFENSE DISTRIBUTION



2008 CRIME INDEX OFFENSE DISTRIBUTION



THIS PAGE INTENTIONALLY LEFT BLANK

2008 MURDER AND NON-NEGLIGENT MANSLAUGHTER

DEFINITION

The Uniform Crime Reporting (UCR) Program defines murder and non-negligent manslaughter as the willful (non-negligent) killing of one human being by another.

The classification of this offense is based solely on police investigation as opposed to the determination of a court, medical examiner, coroner, jury, or other judicial body. The UCR Program does not include the following situations in this offense classification: deaths caused by negligence, suicide, or accident; justifiable homicides; and attempts to murder or assaults to murder, which are scored as aggravated assaults.¹

SUMMARY

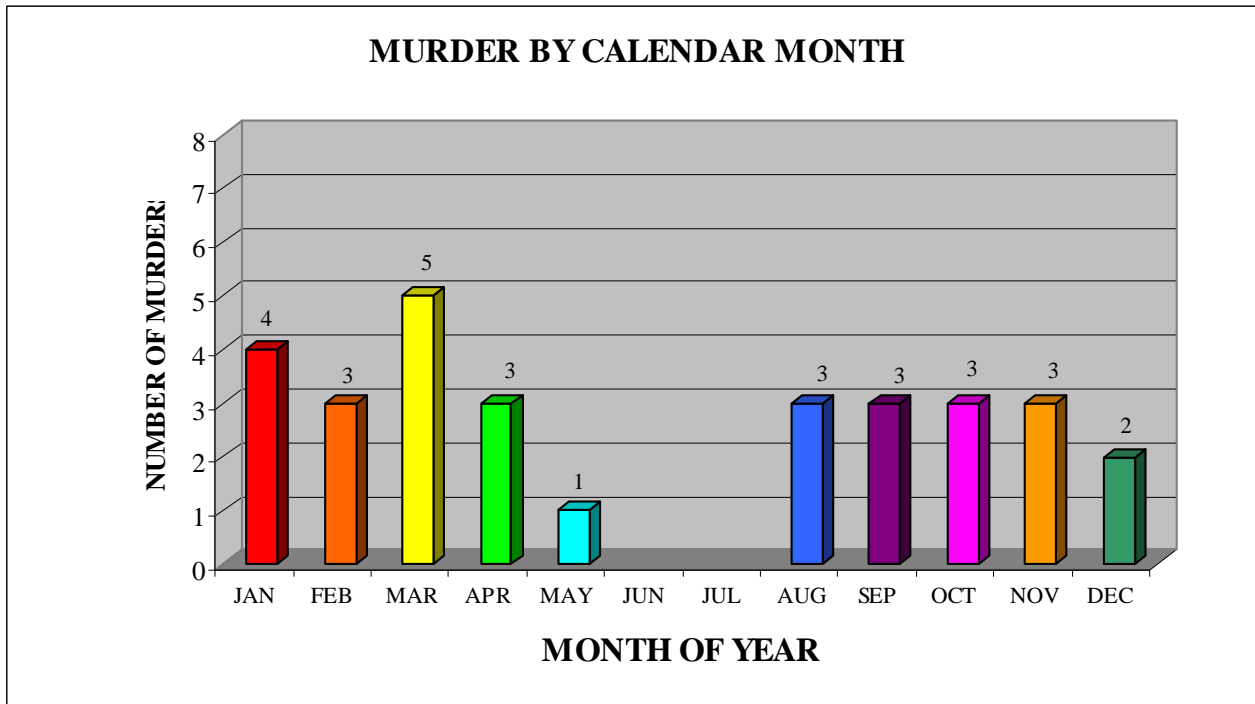
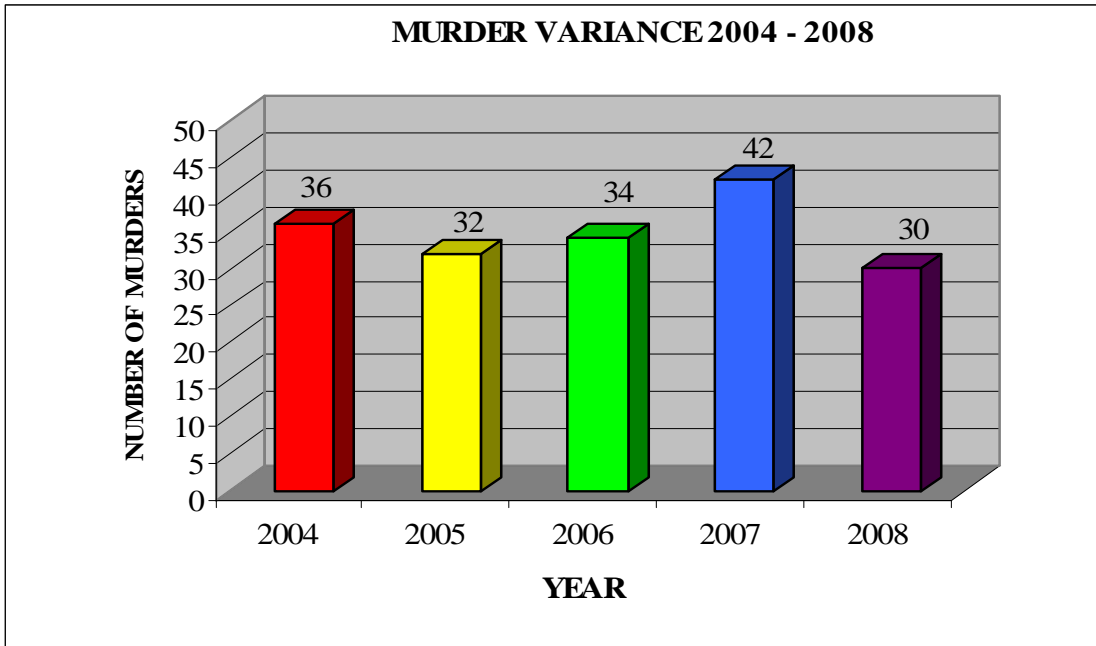
A total of 30 murders were recorded in 2008. This represents 0.7 percent of the violent crimes and 0.1 percent of the total crime index offenses. The number of murders decreased 28.6 percent between 2007 and 2008. Monthly figures show that more persons were murdered in March than any other month in 2008. A minimum of 1 homicide occurred every month, except for June and July, during 2008. There were no identified offenders under 18 years of age and 88.2 percent were 18 and over, an additional 11.8 percent were unknown offenders. Three point three (3.3) percent of the victims were under 18 years of age and 96.7 percent were 18 and over. Seventy-nine point four (79.4) percent of the identified offenders and 0.8 percent of the victims were male. The weapon used in 47 percent of the homicides was some type of firearm.

MURDER INDEX AND RATE VARIANCE 2004 - 2008

| YEAR | NUMBER | INDEX % CHANGE | RATE % CHANGE |
|------|--------|-------------------|------------------|
| 2004 | 36 | -16.3 | -17.6 |
| 2005 | 32 | -11.1 | -12.5 |
| 2006 | 34 | +6.3 | +6.1 |
| 2007 | 42 | +23.5 | +20.0 |
| 2008 | 30 | -28.6 | -30.2 |

¹U.S. Department of Justice, Federal Bureau of Investigation, Uniform Crime Reports, *Crime in the United States 2008*, http://www.fbi.gov/ucr/cius2008/offenses/violent_crime/murder_homicide.html

2008 MURDER AND NON-NEGLIGENT MANSLAUGHTER

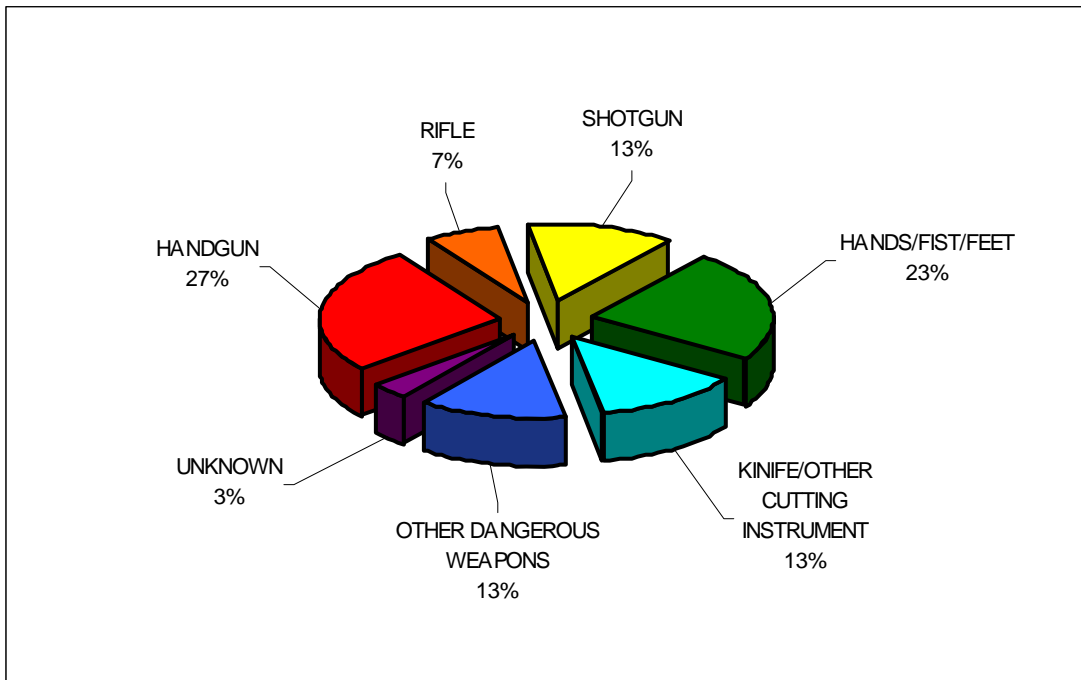


(Ketchikan Police Department submitted annual totals, monthly data not available.)

2008 MURDER AND NON-NEGLIGENT MANSLAUGHTER

SUMMARY BY WEAPON/CAUSE TYPE

| WEAPON/CAUSE | NUMBER | PERCENT |
|--------------------------|--------|---------|
| HANDGUN | 8 | 27% |
| RIFLE | 2 | 7% |
| SHOTGUN | 4 | 13% |
| HANDS/FIST/FEET | 7 | 23% |
| KNIFE/CUTTING INSTRUMENT | 4 | 13% |
| OTHER DANGEROUS WEAPON | 4 | 13% |
| UNKNOWN | 1 | 3% |

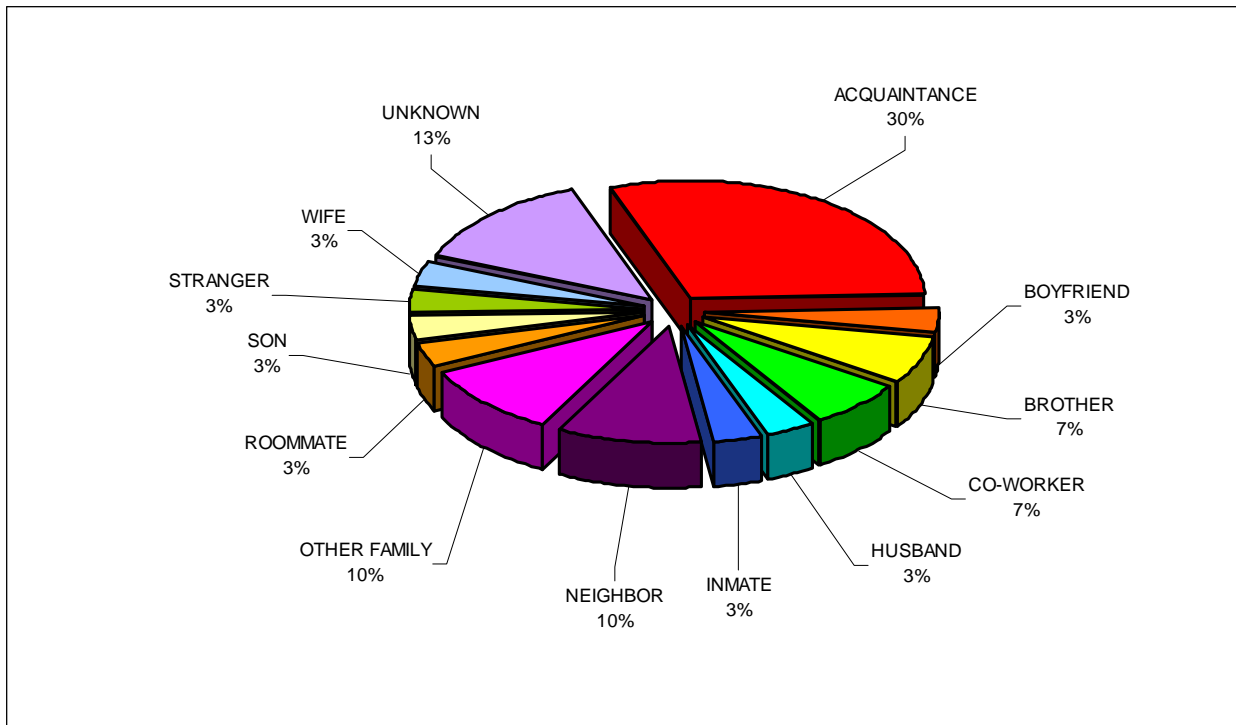


2008 MURDER AND NON-NEGLIGENT MANSLAUGHTER

RELATIONSHIP OF VICTIM TO OFFENDER

| RELATIONSHIP | NUMBER | PERCENT |
|--------------|--------|---------|
| ACQUAINTANCE | 9 | 30.0% |
| BOYFRIEND | 1 | 3.0% |
| BROTHER | 2 | 7.0% |
| CO-WORKER | 2 | 7.0% |
| HUSBAND | 1 | 3.0% |
| INMATE | 1 | 3.0% |
| NEIGHBOR | 3 | 10.0% |
| OTHER FAMILY | 3 | 10.0% |
| ROOMMATE | 1 | 3.0% |
| SON | 1 | 3.0% |
| STRANGER | 1 | 3.0% |
| WIFE | 1 | 3.0% |
| UNKNOWN | 4 | 13.0% |

The sum of all the relationship categories (30) may not equal the murder/victim total (30) or the offender total (34), as several incidents involved multiple offenders or multiple victims and each relationship is counted.



OFFENDER DISTRIBUTION BY AGE, SEX, AND RACE

| AGE | NUMBER | PERCENT | SEX | | | RACE | | | | |
|--------------|-----------|-------------|-----------|----------|----------|-----------|----------|-----------|----------|----------|
| | | | MALE | FEMALE | UNK | WHITE | BLACK | INDIAN | ASIAN | UNK |
| Under 12 | | | | | | | | | | |
| 13-14 | | | | | | | | | | |
| 15 | | | | | | | | | | |
| 16 | | | | | | | | | | |
| 17 | | | | | | | | | | |
| 18 | 2 | 5.9% | 1 | 1 | | 1 | | 1 | | |
| 19 | 1 | 2.9% | 1 | | | | | 1 | | |
| 20 | 1 | 2.9% | 1 | | | | | 1 | | |
| 21 | 1 | 2.9% | 1 | | | 1 | | | | |
| 22 | 3 | 8.8% | 3 | | | 2 | | 1 | | |
| 23 | 4 | 11.8% | 4 | | | 3 | | 1 | | |
| 24 | 1 | 2.9% | 1 | | | 1 | | | | |
| 25-29 | 6 | 17.6% | 6 | | | 3 | | 2 | 1 | |
| 30-34 | 2 | 5.9% | 1 | 1 | | 1 | | 1 | | |
| 35-39 | 1 | 2.9% | 1 | | | | 1 | | | |
| 40-44 | 4 | 11.8% | 3 | 1 | | 2 | | 2 | | |
| 45-49 | 1 | 2.9% | 1 | | | 1 | | | | |
| 50-54 | 2 | 5.9% | 2 | | | 1 | | 1 | | |
| 55-59 | 1 | 2.9% | 1 | | | 1 | | | | |
| 60-64 | | | | | | | | | | |
| 65+ | | | | | | | | | | |
| UNK | 4 | 11.8% | | | 4 | | | | | 4 |
| TOTAL | 34 | 100% | 27 | 3 | 4 | 17 | 1 | 11 | 1 | 4 |

| AGE | NUMBER | PERCENT | SEX | | | RACE | | | | |
|--------------|-----------|-------------|-----------|----------|----------|-----------|----------|-----------|----------|----------|
| | | | MALE | FEMALE | UNK | WHITE | BLACK | INDIAN | ASIAN | UNK |
| 0-17 | | | | | | | | | | |
| 18+ | 30 | 88.2% | 27 | 3 | | 17 | 1 | 11 | 1 | |
| UNK | 4 | 11.8% | | | 4 | | | | | 4 |
| TOTAL | 34 | 100% | 27 | 3 | 4 | 17 | 1 | 11 | 1 | 4 |

VICTIM DISTRIBUTION BY AGE, SEX, AND RACE

| AGE | NUMBER | PERCENT | SEX | | | RACE | | | | |
|--------------|-----------|-------------|-----------|----------|-----|-----------|----------|-----------|-------|-----|
| | | | MALE | FEMALE | UNK | WHITE | BLACK | INDIAN | ASIAN | UNK |
| Under 12 | 1 | 3.3% | 1 | | | | | 1 | | |
| 13-14 | | | | | | | | | | |
| 15 | | | | | | | | | | |
| 16 | | | | | | | | | | |
| 17 | | | | | | | | | | |
| 18 | | | | | | | | | | |
| 19 | | | | | | | | | | |
| 20 | | | | | | | | | | |
| 21 | | | | | | | | | | |
| 22 | 2 | 6.7% | 2 | | | | 1 | 1 | | |
| 23 | 1 | 3.3% | 1 | | | | | 1 | | |
| 24 | 1 | 3.3% | 1 | | | 1 | | | | |
| 25-29 | 3 | 10.0% | 2 | 1 | | 3 | | | | |
| 30-34 | 2 | 6.7% | 2 | | | | 1 | 1 | | |
| 35-39 | 4 | 13.3% | 4 | | | 2 | | 2 | | |
| 40-44 | 8 | 26.7% | 5 | 3 | | 5 | 1 | 2 | | |
| 45-49 | 1 | 3.3% | 1 | | | 1 | | | | |
| 50-54 | 1 | 3.3% | 1 | | | 1 | | | | |
| 55-59 | 1 | 3.3% | 1 | | | 1 | | | | |
| 60-64 | 3 | 10.0% | 2 | 1 | | 2 | | 1 | | |
| 65+ | 2 | 6.7% | 1 | 1 | | | | 2 | | |
| UNK | | | | | | | | | | |
| TOTAL | 30 | 100% | 24 | 6 | | 16 | 3 | 11 | | |

| AGE | NUMBER | PERCENT | SEX | | | RACE | | | | |
|--------------|-----------|-------------|-----------|----------|-----|-----------|----------|-----------|-------|-----|
| | | | MALE | FEMALE | UNK | WHITE | BLACK | INDIAN | ASIAN | UNK |
| 0-17 | 1 | 3.3% | 1 | | | | | 1 | | |
| 18+ | 29 | 96.7% | 23 | 6 | | 16 | 3 | 10 | | |
| TOTAL | 30 | 100% | 24 | 6 | | 16 | 3 | 11 | | |

THIS PAGE INTENTIONALLY LEFT BLANK

2008 FORCIBLE RAPE

DEFINITION

Forcible rape, as defined in the Uniform Crime Reporting (UCR) Program, is the carnal knowledge of a female forcibly and against her will. Assaults and attempts to commit rape by force or threat of force are also included; however, statutory rape (without force) and other sex offenses are excluded.² By Uniform Crime Reporting definition, the victims of forcible rape are always female.

SUMMARY

A total of 446 rapes were reported in 2008, 47 of which were attempted rapes. The total represents 10 percent of the violent crimes and 1.8 percent of the total crime index offenses. There were 13.2 percent fewer reported rapes in 2008 than in 2007. Monthly figures indicate that the greatest number of rapes, including attempts, occurred in May while the fewest number occurred in January. Arrest data submitted by 33 agencies indicated 3.6 percent of the persons arrested for rape were under 18 years of age and 96.4 percent were 18 and over.

As is the case for all other Crime Index Offenses, complaints of forcible rape made to law enforcement agencies are sometimes found to be false or baseless. In such cases, law enforcement agencies report these instances as “unfounded” and exclude them from the crime counts. In 2008, 10.3 percent of forcible rape complaints were “unfounded”.

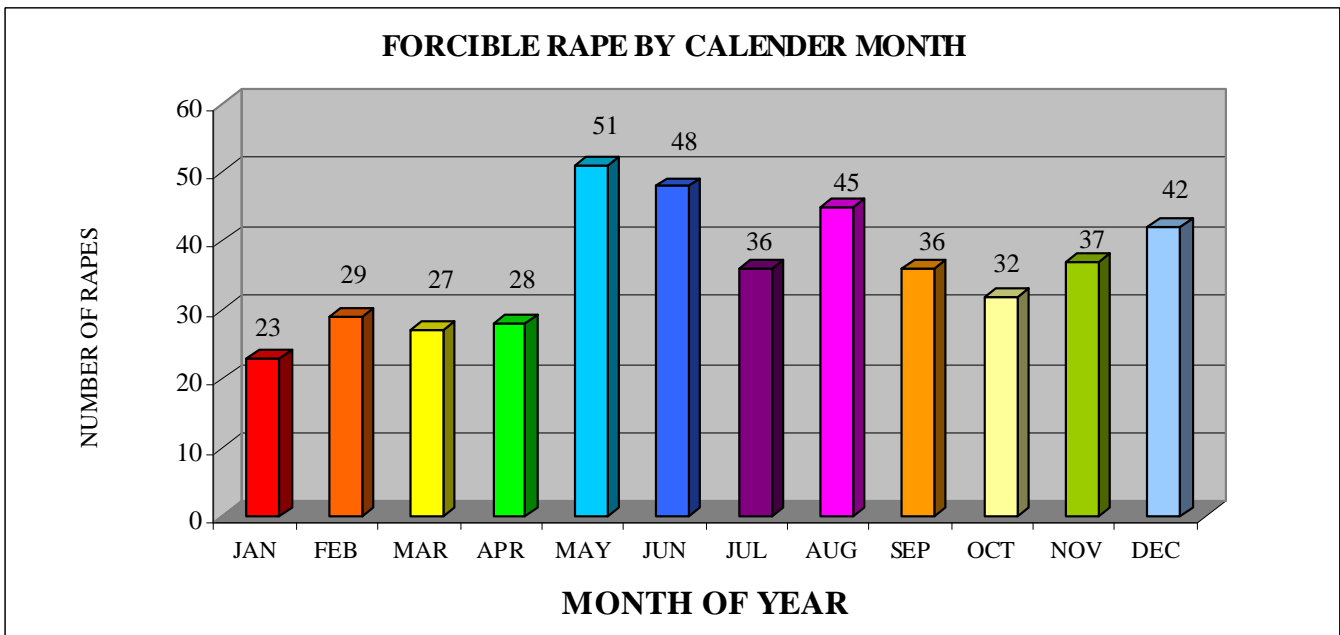
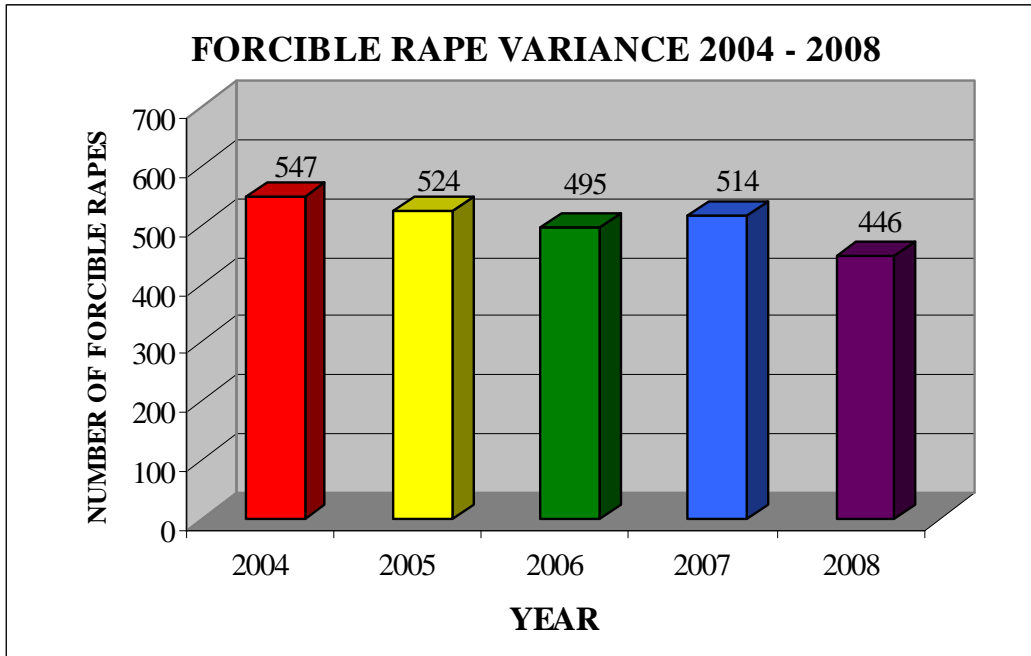
RAPE INDEX AND RATE VARIANCE 2004 – 2008

| YEAR | NUMBER | INDEX % CHANGE | RATE % CHANGE |
|------|--------|-------------------|------------------|
| 2004 | 547 | -4.9 | * |
| 2005 | 524 | -4.2 | * |
| 2006 | 495 | -5.5 | * |
| 2007 | 514 | +3.8 | * |
| 2008 | 446 | -13.2 | * |

* Due to non-availability of female population data, the rate percent change can not be calculated.

² *Crime in the United States 2008*,
http://www.fbi.gov/ucr/cius2008/offenses/violent_crime/forcible_rape.html

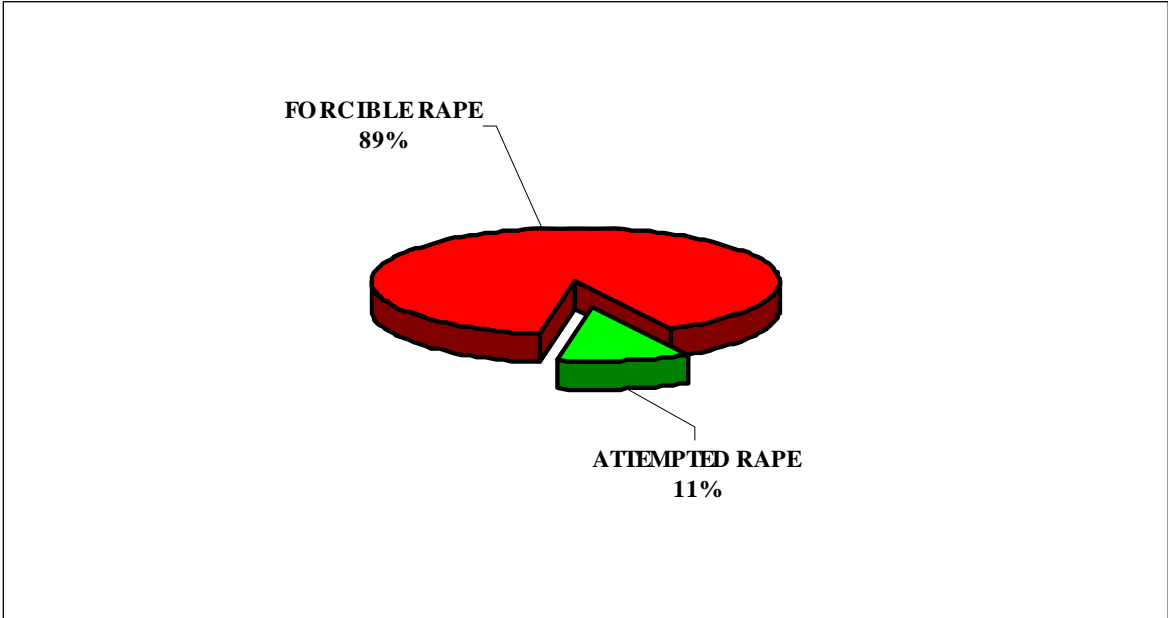
2008 FORCIBLE RAPE



(Ketchikan Police Department submitted annual totals, monthly data not available.)

2008 FORCIBLE RAPE

| RAPE TYPE | NUMBER | PERCENT |
|-------------------------|---------------|----------------|
| FORCIBLE RAPE | 399 | 89% |
| ATTEMPTED FORCIBLE RAPE | 47 | 11% |



2008 FORCIBLE RAPE

ARREST DISTRIBUTION BY AGE, SEX, AND RACE

| AGE GROUP | NUMBER | PERCENT | SEX | |
|--------------|-----------|---------------|-----------|--------|
| | | | MALE | FEMALE |
| 12 AND UNDER | 1 | 1.8% | 1 | |
| 13 - 14 | | | | |
| 15 | | | | |
| 16 | 1 | 1.8% | 1 | |
| 17 | | | | |
| 18 | 1 | 1.8% | 1 | |
| 19 | 3 | 5.5% | 3 | |
| 20 | 5 | 9.1% | 5 | |
| 21 | 4 | 7.3% | 4 | |
| 22 | 4 | 7.3% | 4 | |
| 23 | 2 | 3.6% | 2 | |
| 24 | 3 | 5.5% | 3 | |
| 25 - 29 | 6 | 10.9% | 6 | |
| 30 - 34 | 6 | 10.9% | 6 | |
| 35 - 39 | 5 | 9.1% | 5 | |
| 40 - 44 | 5 | 9.1% | 5 | |
| 45 - 49 | 7 | 12.7% | 7 | |
| 50 - 54 | 1 | 1.8% | 1 | |
| 55 - 59 | | | | |
| 60 - 64 | | | | |
| 65 AND OVER | 1 | 1.8% | 1 | |
| TOTAL | 55 | 100.0% | 55 | |

(Arrest data not available for Ketchikan Police Department.)

| RACE | NUMBER | PERCENT |
|--------|--------|---------|
| WHITE | 17 | 30.9% |
| BLACK | 6 | 10.9% |
| INDIAN | 31 | 56.4% |
| ASIAN | 1 | 1.8% |

THIS PAGE INTENTIONALLY LEFT BLANK

2008 ROBBERY

DEFINITION

The Uniform Crime Reporting (UCR) Program defines robbery as the taking or attempting to take anything of value from the care, custody, or control of a person or persons by force or threat of force or violence and/or by putting the victim in fear.³

SUMMARY

A total of 642 robberies were committed in 2008. This represents 14.4 percent of the violent crimes and 2.6 percent of the total crime index offenses. The number of robberies increased 11.3 percent between 2007 and 2008. Monthly figures indicate that more persons were robbed during November than any other month, while the fewest number were robbed in June and October. Eighty (80) percent of the robberies were committed using either a firearm or strong-arm tactics. Arrest data submitted by 33 agencies indicated 15.7 percent of the persons arrested for robbery were under 18 years of age and 84.3 percent were 18 and over. Eighty-four point three (84.3) percent of the persons arrested for robbery were male.

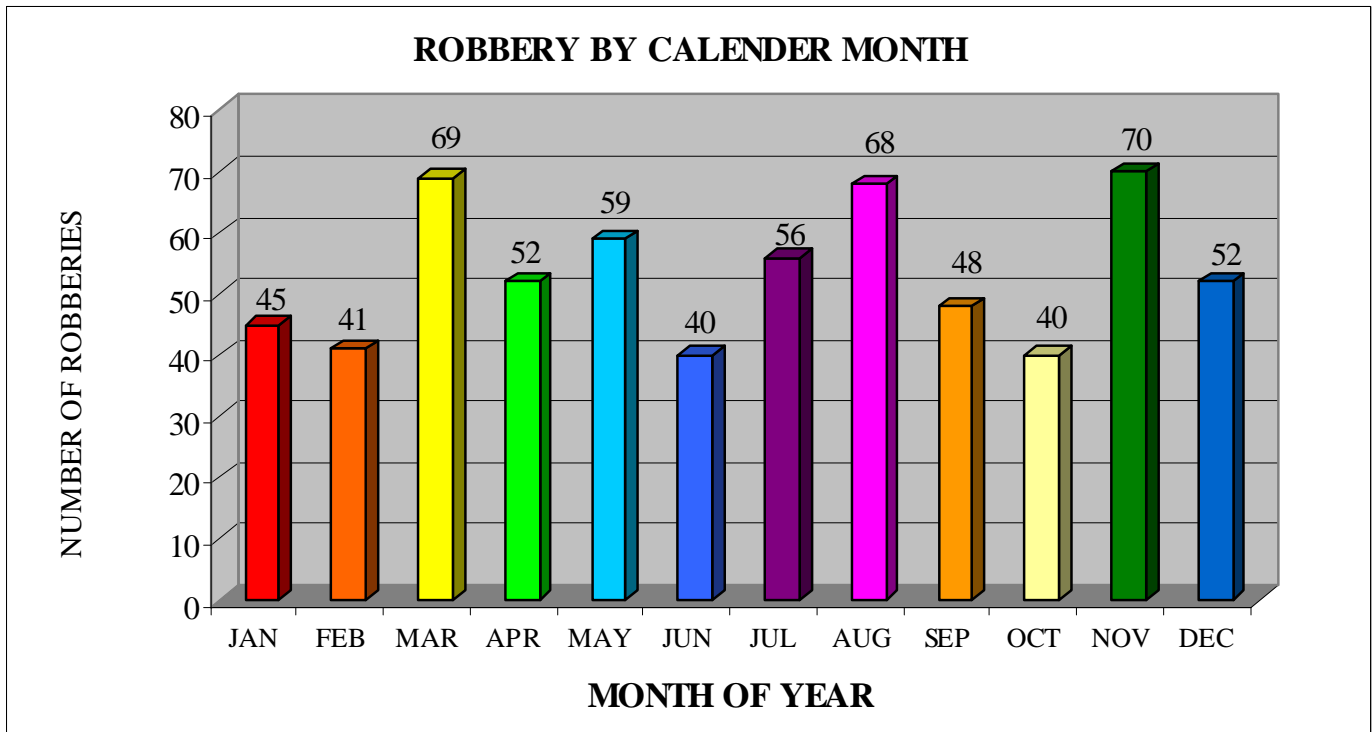
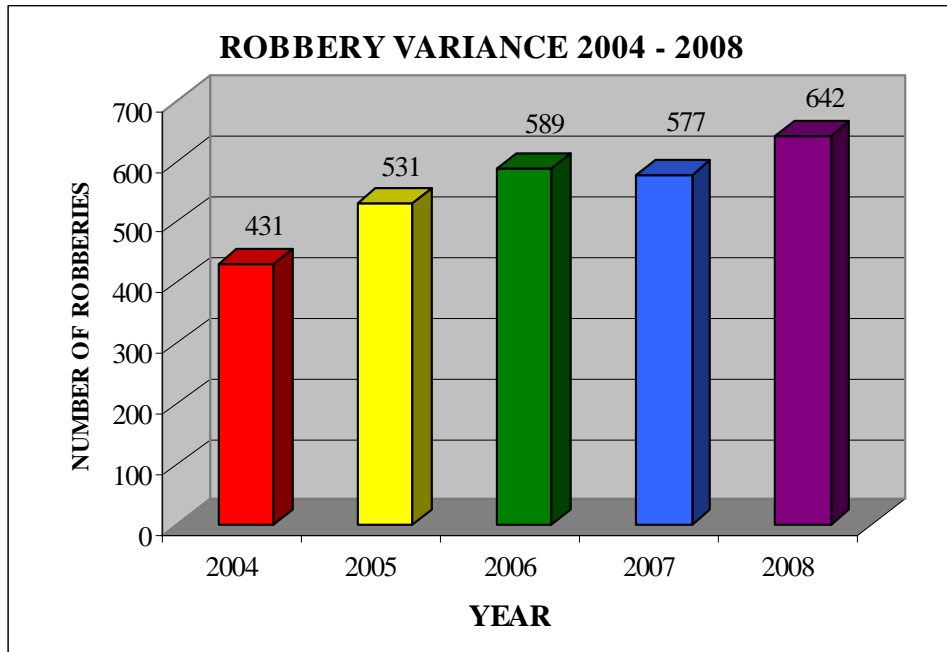
Sixteen (16) agencies reported the offense of robbery and 14 the site of occurrence. The estimated dollar value of associated property loss was \$500,365. Robberies reported to have occurred on streets or highways accounted for approximately 45 percent of the offense total and 53 percent of the property loss.

ROBBERY INDEX AND RATE VARIANCE 2004 - 2008

| YEAR | NUMBER | INDEX % CHANGE | RATE % CHANGE |
|------|--------|-------------------|------------------|
| 2004 | 431 | -2.5 | -3.6 |
| 2005 | 531 | +23.2 | +21.2 |
| 2006 | 589 | +10.9 | +11.1 |
| 2007 | 577 | -2.0 | -4.8 |
| 2008 | 642 | +11.3 | +9.6 |

³ *Crime in the United States 2008*, http://www.fbi.gov/ucr/cius2008/offenses/violent_crime/robbery.html

2008 ROBBERY

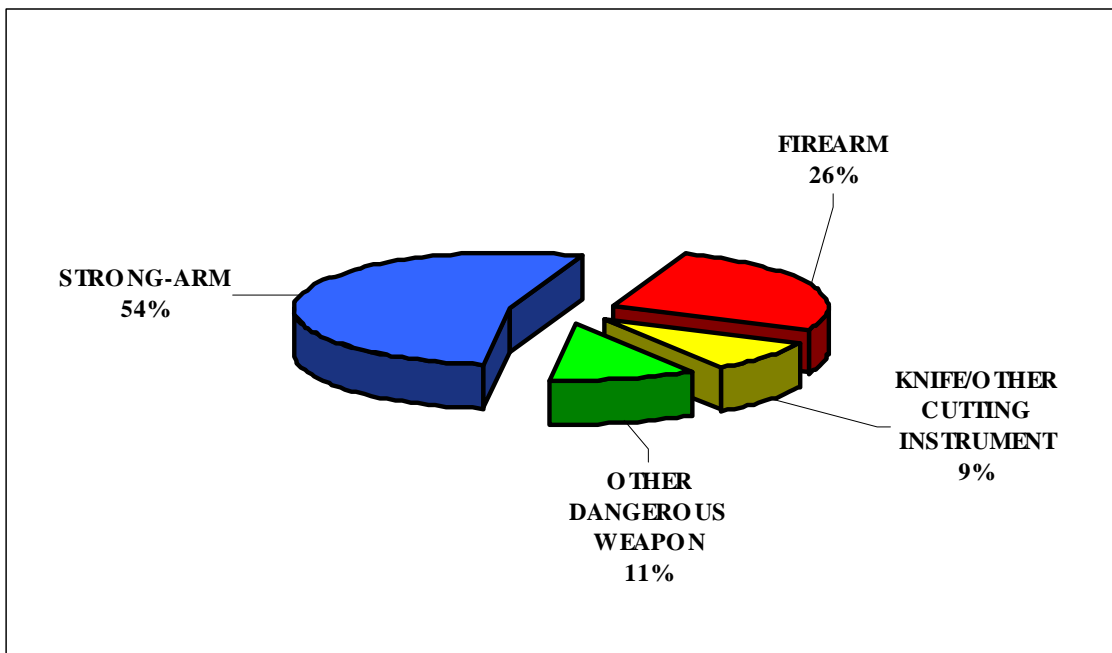


(Ketchikan Police Department submitted annual totals, monthly data not available.)

2008 ROBBERY

SUMMARY BY WEAPON TYPE

| WEAPON | NUMBER | PERCENT |
|--------------------------------|--------|---------|
| FIREARM | 167 | 26% |
| KNIFE/OTHER CUTTING INSTRUMENT | 60 | 9% |
| OTHER DANGEROUS WEAPON | 71 | 11% |
| STRONG-ARM | 344 | 54% |

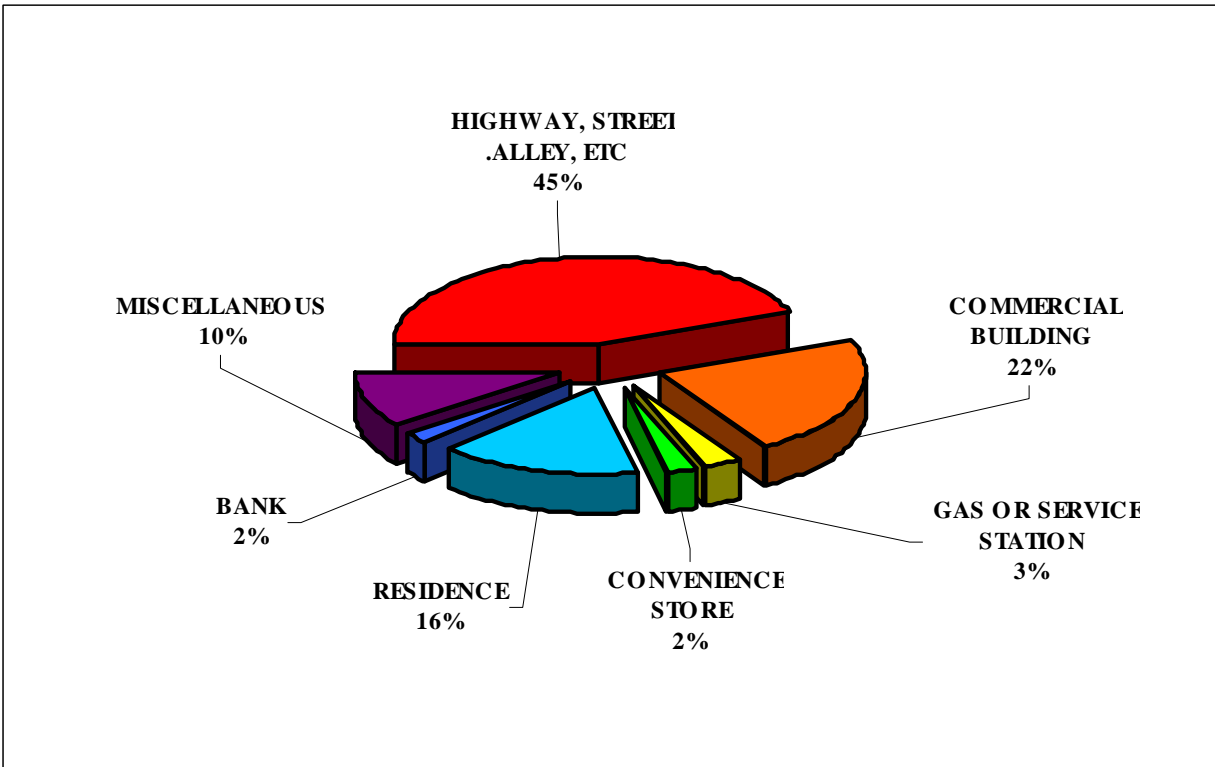


2008 ROBBERY

SUMMARY BY PLACE OF OCCURRENCE

| PLACE OF OCCURRENCE | NUMBER | PERCENT |
|-----------------------------|--------|---------|
| HIGHWAY, STREET ALLEY, ETC. | 281 | 45% |
| COMMERCIAL BUILDING | 143 | 22% |
| GAS OR SERVICE STATION | 20 | 3% |
| CONVENIENCE STORE | 14 | 2% |
| RESIDENCE | 102 | 16% |
| BANK | 14 | 2% |
| MISCELLANEOUS | 66 | 10% |

The robbery miscellaneous category, encompassing those not classified in the first 6 categories, includes robberies occurring on or at waterways, houses of worship, union halls, school buildings, government buildings, subways, trains, airplanes, doctors' and lawyers' offices, wooded areas, etc.



(Data not available for Ketchikan Police Department.)

2008 ROBBERY

ARREST DISTRIBUTION BY AGE, SEX, AND RACE

| AGE GROUP | NUMBER | PERCENT | SEX | |
|--------------|------------|---------------|------------|-----------|
| | | | MALE | FEMALE |
| 12 AND UNDER | 3 | 1.1% | 1 | 2 |
| 13 - 14 | 6 | 2.1% | 3 | 3 |
| 15 | 7 | 2.5% | 6 | 1 |
| 16 | 8 | 2.9% | 7 | 1 |
| 17 | 20 | 7.1% | 19 | 1 |
| 18 | 16 | 5.7% | 15 | 1 |
| 19 | 18 | 6.4% | 16 | 2 |
| 20 | 14 | 5.0% | 13 | 1 |
| 21 | 15 | 5.4% | 9 | 6 |
| 22 | 21 | 7.5% | 19 | 2 |
| 23 | 8 | 2.9% | 8 | |
| 24 | 8 | 2.9% | 8 | |
| 25 - 29 | 49 | 17.5% | 42 | 7 |
| 30 - 34 | 19 | 6.8% | 13 | 6 |
| 35 - 39 | 15 | 5.4% | 12 | 3 |
| 40 - 44 | 23 | 8.2% | 23 | |
| 45 - 49 | 19 | 6.8% | 15 | 4 |
| 50 - 54 | 4 | 1.4% | 3 | 1 |
| 55 - 59 | 5 | 1.8% | 3 | 2 |
| 60 - 64 | | | | |
| 65 AND OVER | 2 | 0.7% | 1 | 1 |
| TOTAL | 280 | 100.0% | 236 | 44 |

(Arrest data not available for Ketchikan Police Department.)

| RACE | NUMBER | PERCENT |
|--------|--------|---------|
| WHITE | 132 | 47.1% |
| BLACK | 59 | 21.1% |
| INDIAN | 72 | 25.7% |
| ASIAN | 17 | 6.1% |

THIS PAGE INTENTIONALLY LEFT BLANK

2008 AGGRAVATED ASSAULT

DEFINITION

Aggravated assault is an unlawful attack by one person upon another for the purpose of inflicting severe or aggravated bodily injury. The Program further specifies that this type of assault is usually accompanied by the use of a weapon or by other means likely to produce death or great bodily harm. Attempted aggravated assault that involves the display of—or threat to use—a gun, knife, or other weapon is included in this crime category because serious personal injury would likely result if the assault were completed. When aggravated assault and larceny-theft occur together, the offense falls under the category of robbery.⁴

SUMMARY

A total of 3,334 aggravated assaults occurred in 2008. This represents 74.8 percent of the violent crimes and 13.8 percent of the total crime index offenses. The number of aggravated assaults increased 1.2 percent between 2007 and 2008. Monthly figures indicate that more persons were assaulted in June than any other month in 2008 while the fewest number were assaulted in November. Arrest data submitted by 33 reporting agencies indicated 9.4 percent of the offenders were under 18 years of age and 90.6 percent were 18 and over. Seventy-eight point eight (78.8) percent of the persons arrested for aggravated assault were male.

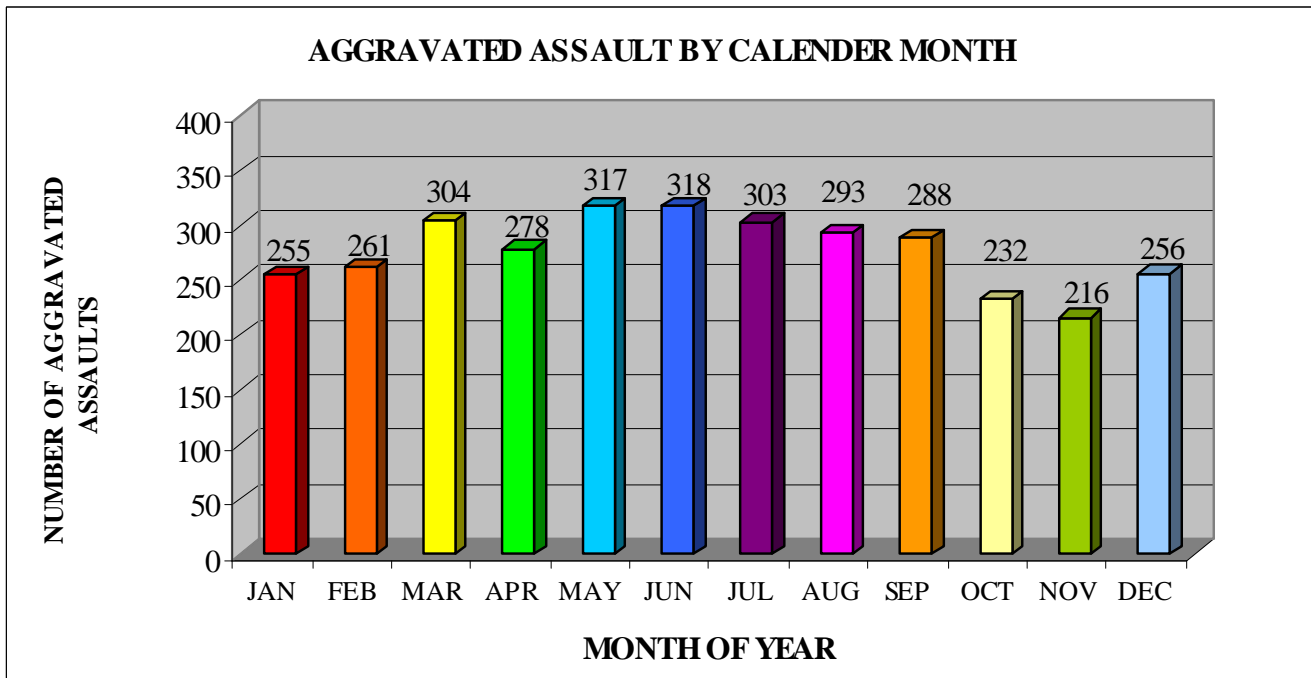
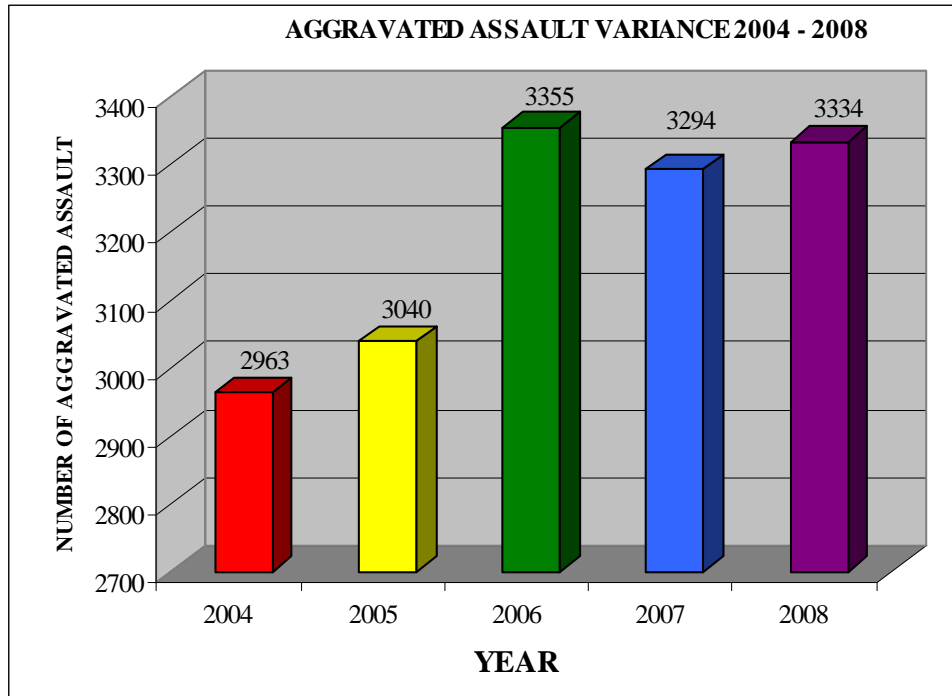
Strong-arm tactics, the use of personal weapons such as hands, fists, and feet, were used in committing 37 percent of the aggravated assaults. The use of firearms accounted for 16 percent of the aggravated assault offenses, a knife or other cutting instrument 20 percent and blunt objects or other dangerous weapons 27 percent.

AGGRAVATED ASSAULT INDEX AND RATE VARIANCE 2004 - 2008

| YEAR | NUMBER | INDEX % CHANGE | RATE % CHANGE |
|------|--------|-------------------|------------------|
| 2004 | 2963 | +12.3 | +11.2 |
| 2005 | 3040 | +2.6 | +0.9 |
| 2006 | 3355 | +10.4 | +10.6 |
| 2007 | 3294 | -1.8 | -4.6 |
| 2008 | 3334 | +1.2 | -0.3 |

⁴ *Crime in the United States 2008*,
http://www.fbi.gov/ucr/cius2008/offenses/violent_crime/aggravated_assault.html

2008 AGGRAVATED ASSAULT

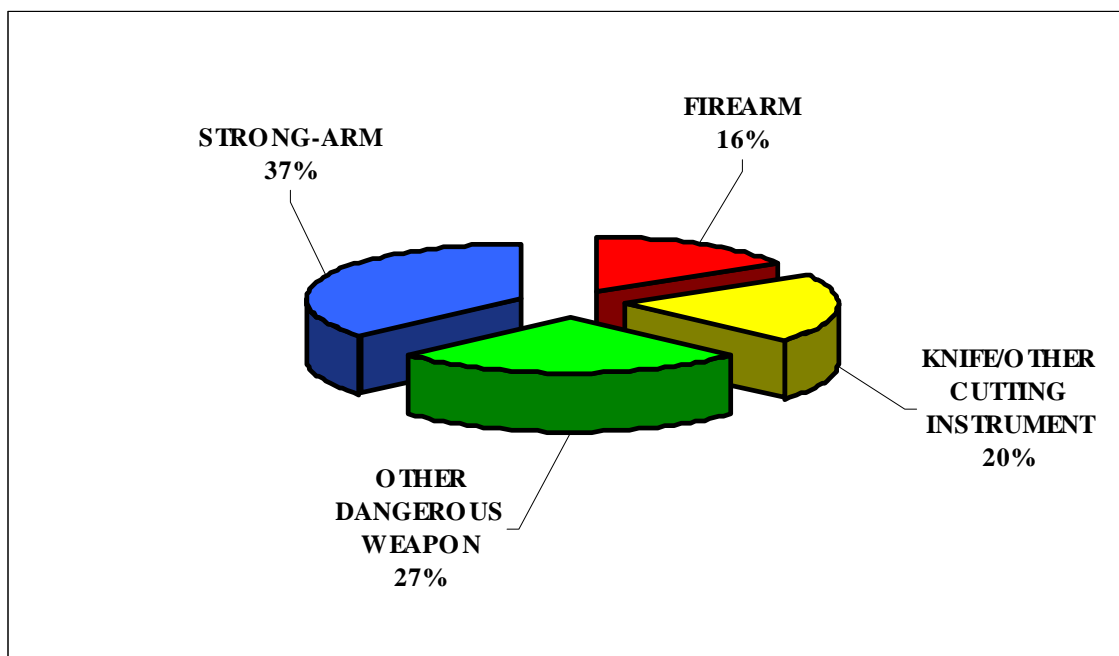


(Ketchikan Police Department submitted annual totals, monthly data not available.)

2008 AGGRAVATED ASSAULT

SUMMARY BY WEAPON TYPE

| WEAPON | NUMBER | PERCENT |
|--------------------------------|--------|---------|
| FIREARM | 536 | 16% |
| KNIFE/OTHER CUTTING INSTRUMENT | 681 | 20% |
| OTHER DANGEROUS WEAPON | 900 | 27% |
| STRONG-ARM | 1217 | 37% |



2008 AGGRAVATED ASSAULT

ARREST DISTRIBUTION BY AGE, SEX, AND RACE

| AGE GROUP | NUMBER | PERCENT | SEX | |
|--------------|-------------|---------------|-------------|------------|
| | | | MALE | FEMALE |
| 12 AND UNDER | 17 | 1.0% | 14 | 3 |
| 13 – 14 | 47 | 2.7% | 28 | 19 |
| 15 | 31 | 1.8% | 21 | 10 |
| 16 | 33 | 1.9% | 27 | 6 |
| 17 | 38 | 2.1% | 25 | 13 |
| 18 | 51 | 2.9% | 37 | 14 |
| 19 | 59 | 3.3% | 47 | 12 |
| 20 | 56 | 3.2% | 44 | 12 |
| 21 | 75 | 4.2% | 58 | 17 |
| 22 | 90 | 5.1% | 73 | 17 |
| 23 | 79 | 4.5% | 59 | 20 |
| 24 | 63 | 3.6% | 54 | 9 |
| 25 – 29 | 300 | 16.9% | 243 | 57 |
| 30 – 34 | 202 | 11.4% | 150 | 52 |
| 35 – 39 | 168 | 9.5% | 135 | 33 |
| 40 – 44 | 151 | 8.5% | 128 | 23 |
| 45 – 49 | 144 | 8.1% | 120 | 24 |
| 50 – 54 | 90 | 5.1% | 71 | 19 |
| 55 – 59 | 42 | 2.4% | 35 | 7 |
| 60 – 64 | 21 | 1.2% | 19 | 2 |
| 65 AND OVER | 13 | 0.7% | 7 | 6 |
| TOTAL | 1770 | 100.0% | 1395 | 375 |

(Arrest data not available for Ketchikan Police Department.)

| RACE | NUMBER | PERCENT |
|--------|--------|---------|
| WHITE | 905 | 51.1% |
| BLACK | 210 | 11.9% |
| INDIAN | 577 | 32.6% |
| ASIAN | 78 | 4.4% |

THIS PAGE INTENTIONALLY LEFT BLANK

2008 BURGLARY

DEFINITION

Burglary is the unlawful entry of a structure to commit a felony or theft. To classify an offense as a burglary, the use of force to gain entry need not have occurred. The Program has three sub classifications for burglary: forcible entry, unlawful entry where no force is used, and attempted forcible entry. The UCR definition of "structure" includes, for example, apartment, barn, house trailer or houseboat when used as a permanent dwelling, office, railroad car (but not automobile), stable, and vessel (i.e., ship).⁵

SUMMARY

A total of 3,175 burglaries were reported in 2008. This represents 16.1 percent of the property crimes and 13.1 percent of the total crime index offenses. The number of burglaries decreased 12 percent between 2007 and 2008. Monthly figures indicate that more burglaries occurred during the month of August than any other month in 2008 while the fewest number occurred in February. Arrest data submitted by 33 reporting agencies indicated 32.1 percent of the persons arrested for burglary were under 18 years of age and 67.9 were 18 and over. Males constituted 88.3 percent of the offenders.

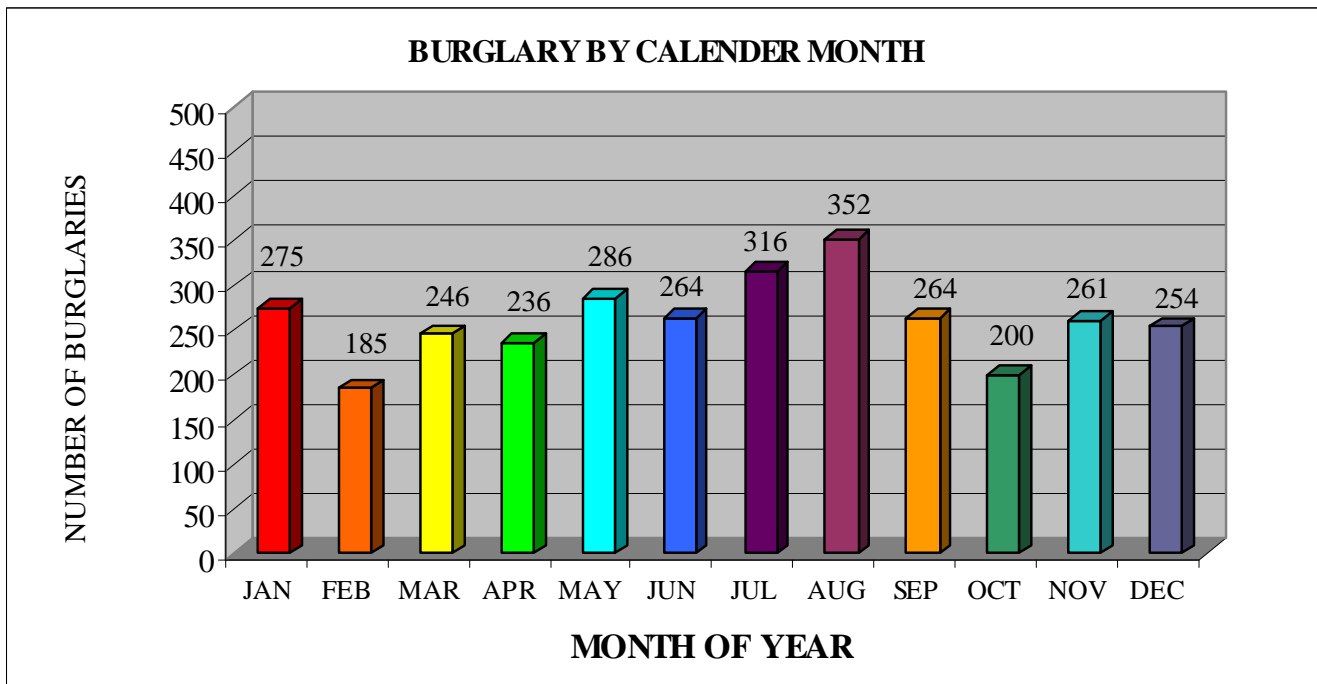
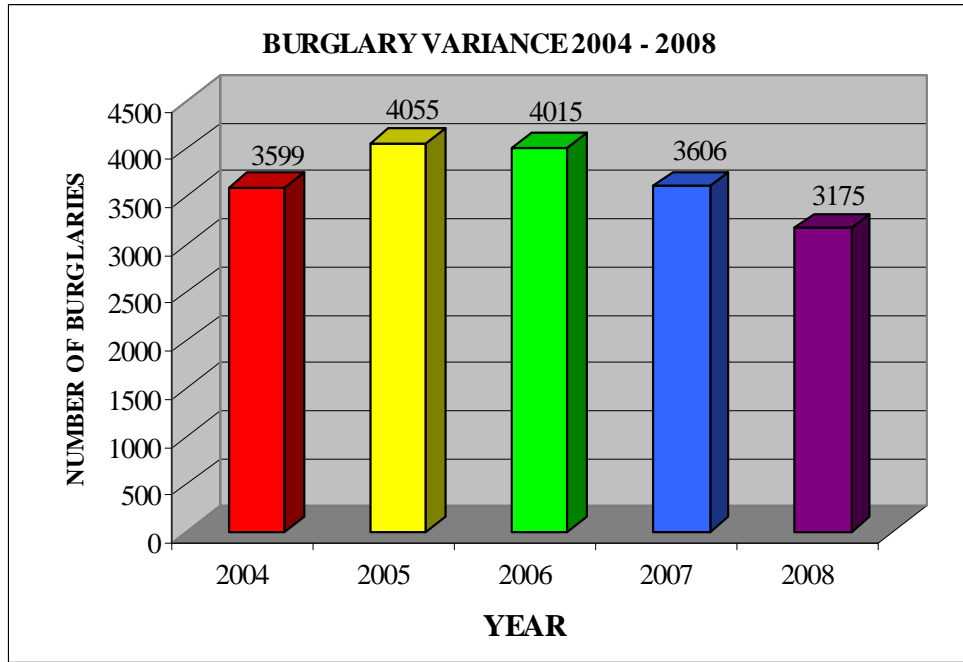
Thirty-four (34) agencies reported the offense of burglary. Place and time of occurrence information was available regarding 3,133 of the burglaries, and 58.7 percent of these were residential in nature. The estimated value of property loss was \$4,170,010. Forty-five point nine (45.9) percent of the burglaries were known to have occurred at night. Nature of entry information was provided regarding all burglaries. Sixty-four (64) percent of the burglaries involved forcible entry, 30 percent were unlawful entries (without force) and 6 percent were forcible entry attempts.

BURGLARY INDEX AND RATE VARIANCE 2004 - 2008

| YEAR | NUMBER | INDEX % CHANGE | RATE % CHANGE |
|------|--------|-------------------|------------------|
| 2004 | 3599 | -5.5 | -6.5 |
| 2005 | 4055 | +12.7 | +10.8 |
| 2006 | 4015 | -1.0 | -0.7 |
| 2007 | 3606 | -10.2 | -12.7 |
| 2008 | 3175 | -12.0 | -13.3 |

⁵ *Crime in the United States 2008*, http://www.fbi.gov/ucr/cius2008/offenses/property_crime/burglary.html

2008 BURGLARY

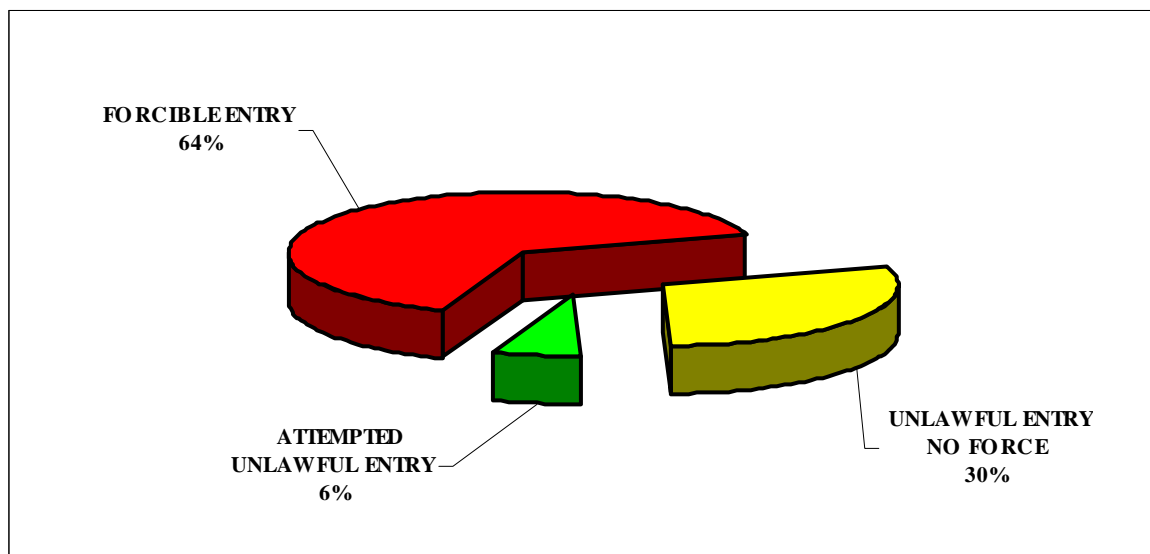


(Ketchikan Police Department submitted annual totals, monthly data not available.)

2008 BURGLARY

SUMMARY BY TYPE OF ENTRY

| ENTRY TYPE | NUMBER | PERCENT |
|---------------------------|--------|---------|
| FORCIBLE ENTRY | 2044 | 64% |
| UNLAWFUL ENTRY – NO FORCE | 940 | 30% |
| ATTEMPTED UNLAWFUL ENTRY | 191 | 6% |

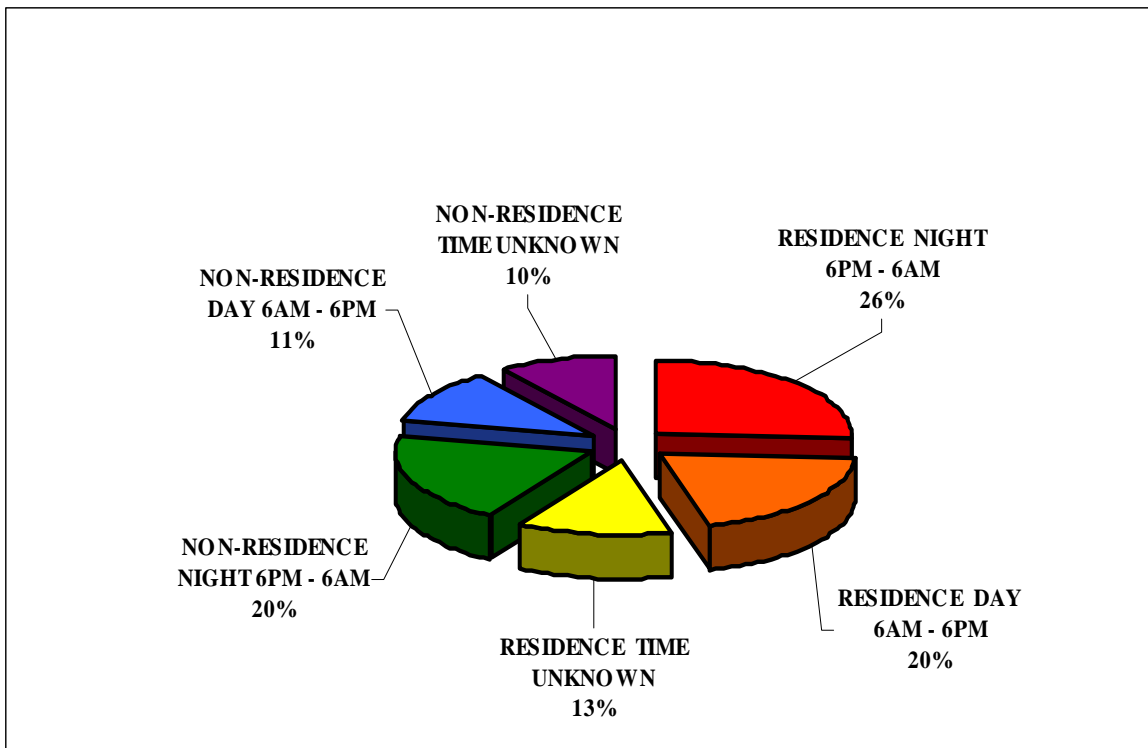


2008 BURGLARY

SUMMARY BY PLACE AND TIME OF OCCURRENCE

| PLACE AND TIME OF ENTRY | NUMBER | PERCENT |
|---------------------------------|--------|---------|
| RESIDENCE (NIGHT 6PM – 6AM) | 809 | 26% |
| RESIDENCE (DAY 6AM - 6PM) | 624 | 20% |
| RESIDENCE (TIME UNKNOWN) | 405 | 13% |
| NON-RESIDENCE (NIGHT 6PM - 6AM) | 629 | 20% |
| NON-RESIDENCE (DAY 6AM - 6PM) | 360 | 11% |
| NON-RESIDENCE (TIME UNKNOWN) | 306 | 10% |

(Data not available for Ketchikan PD)



2008 BURGLARY

ARREST DISTRIBUTION BY AGE, SEX, AND RACE

| AGE GROUP | NUMBER | PERCENT | SEX | |
|--------------|------------|---------------|------------|-----------|
| | | | MALE | FEMALE |
| 12 AND UNDER | 14 | 3.0% | 12 | 2 |
| 13 – 14 | 45 | 9.8% | 35 | 10 |
| 15 | 26 | 5.6% | 23 | 3 |
| 16 | 33 | 7.2% | 27 | 6 |
| 17 | 30 | 6.5% | 26 | 4 |
| 18 | 46 | 10.0% | 45 | 1 |
| 19 | 31 | 6.7% | 31 | |
| 20 | 24 | 5.2% | 23 | 1 |
| 21 | 26 | 5.6% | 21 | 5 |
| 22 | 24 | 5.2% | 22 | 2 |
| 23 | 12 | 2.6% | 12 | |
| 24 | 6 | 1.3% | 6 | |
| 25 – 29 | 56 | 12.1% | 45 | 11 |
| 30 – 34 | 29 | 6.3% | 27 | 2 |
| 35 – 39 | 21 | 4.6% | 19 | 2 |
| 40 – 44 | 16 | 3.5% | 11 | 5 |
| 45 – 49 | 14 | 3.0% | 14 | |
| 50 – 54 | 3 | 0.7% | 3 | |
| 55 – 59 | 3 | 0.7% | 3 | |
| 60 – 64 | 1 | 0.2% | 1 | |
| 65 AND OVER | 1 | 0.2% | 1 | |
| TOTAL | 461 | 100.0% | 407 | 54 |

(Arrest data not available for Ketchikan Police Department.)

| RACE | NUMBER | PERCENT |
|--------|--------|---------|
| WHITE | 259 | 56.2% |
| BLACK | 24 | 5.2% |
| INDIAN | 170 | 36.9% |
| ASIAN | 8 | 1.7% |

THIS PAGE INTENTIONALLY LEFT BLANK

2008 LARCENY-THEFT

DEFINITION

Larceny-theft is the unlawful taking, carrying, leading, or riding away of property from the possession or constructive possession of another. Examples are thefts of bicycles, motor vehicle parts and accessories, shoplifting, pocket-picking, or the stealing of any property or article that is not taken by force, violence, or by fraud. Attempted larcenies are included. Embezzlement, confidence games, forgery, check fraud, etc., are excluded.⁶

SUMMARY

A total of 14,931 larceny-thefts were reported in 2008. This represents 75.8 percent of the property crimes and 61.8 percent of the total crime index offenses. The number of larceny-thefts decreased 9.7 percent between 2007 and 2008. Larceny-theft was most prevalent during the month of August and least occurring in January. Arrest data submitted by 33 reporting agencies indicated 31.8 percent of the people arrested for larceny-theft were under 18 years of age and 68.2 percent were 18 and over. Sixty-two point six (62.6) percent of the offenders were male.

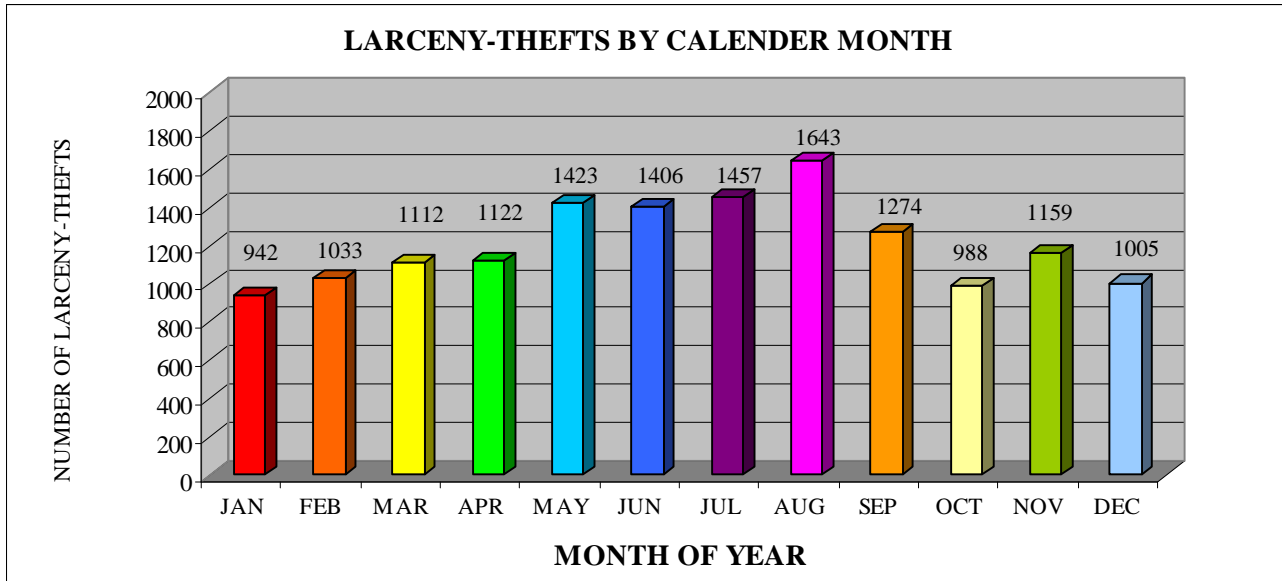
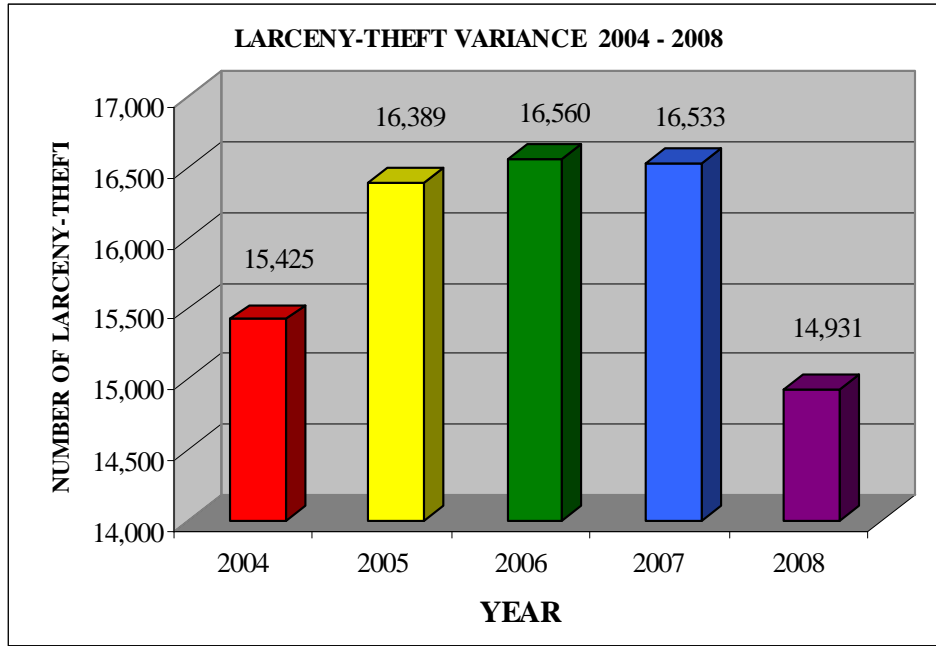
Thirty-three (33) of the 34 agencies reported the offense of larceny, and 32 provided information regarding type. The estimated property loss related to larceny-theft was \$8,653,979. Losses of goods and property reported stolen as a result of pocket-picking totaled \$23,694; purse-snatching, \$12,794; and shoplifting, \$334,167. The value of the property stolen from motor vehicles was \$1,895,203; from buildings, \$2,287,337; and from coin-operated machines, \$6,619. Thefts of motor vehicle accessories totaled \$236,043 and theft of bicycles totaled \$225,871. All other thefts totaled \$3,632,251.

LARCENY-THEFT INDEX AND RATE VARIANCE 2004 – 2008

| YEAR | NUMBER | INDEX % CHANGE | RATE % CHANGE |
|------|--------|-------------------|------------------|
| 2004 | 15,425 | -12.5 | -13.4 |
| 2005 | 16,834 | +9.1 | +7.3 |
| 2006 | 16,560 | -1.6 | -1.4 |
| 2007 | 16,533 | -0.2 | -3.0 |
| 2008 | 14,931 | -9.7 | -11.0 |

⁶ *Crime in the United States 2008*, http://www.fbi.gov/ucr/cius2008/offenses/property_crime/larceny-theft.html

2008 LARCENY-THEFT



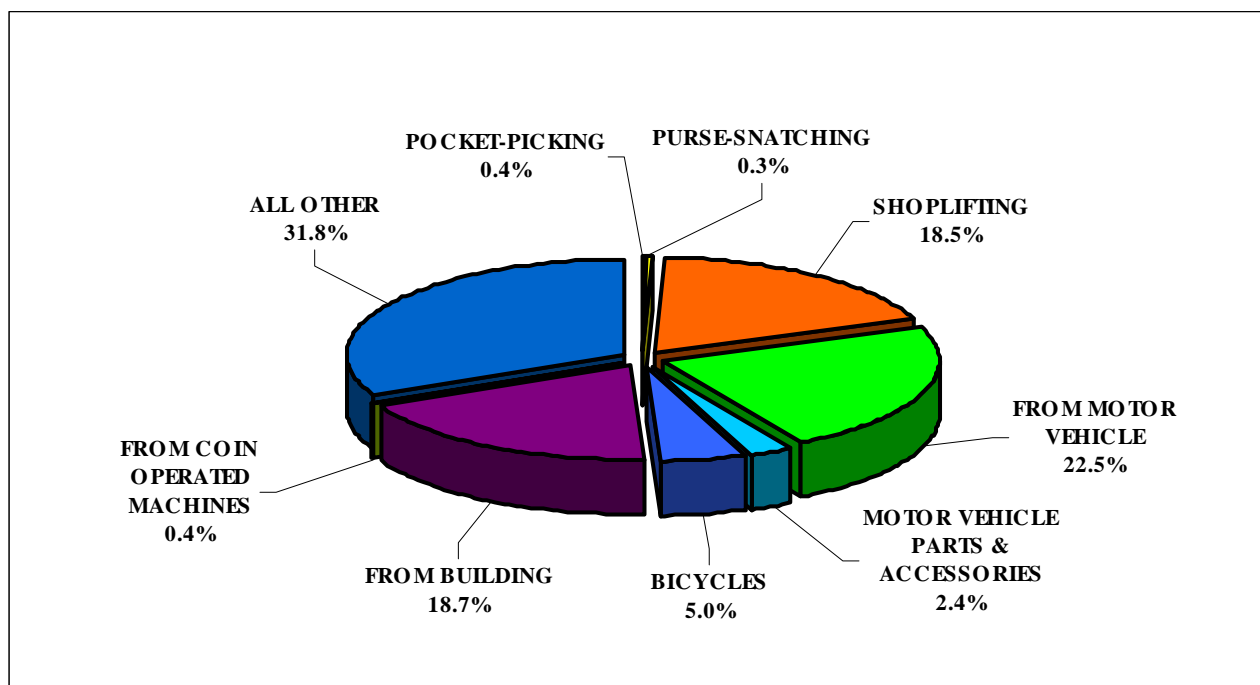
(Ketchikan Police Department submits annual totals, monthly data not available.)

2008 LARCENY-THEFT

SUMMARY BY LARCENY-THEFT TYPE

| TYPE | NUMBER | PERCENT |
|-----------------------------------|--------|---------|
| POCKET-PICKING | 54 | 0.4% |
| PURSE-SNATCHING | 41 | 0.3% |
| SHOPLIFTING | 2695 | 18.5% |
| FROM MOTOR VEHICLE | 3279 | 22.5% |
| MOTOR VEHICLE PARTS & ACCESSORIES | 347 | 2.4% |
| BICYCLES | 729 | 5.0% |
| FROM BUILDING | 2726 | 18.7% |
| FROM COIN OPERATED MACHINES | 58 | 0.4% |
| ALL OTHER | 4635 | 31.8% |

(Data not available for Ketchikan PD)



2008 LARCENY-THEFT

ARREST DISTRIBUTION BY AGE, SEX, AND RACE

| AGE GROUP | NUMBER | PERCENT | SEX | |
|--------------|-------------|---------------|-------------|-------------|
| | | | MALE | FEMALE |
| 12 AND UNDER | 105 | 3.2% | 71 | 34 |
| 13 - 14 | 297 | 8.9% | 175 | 122 |
| 15 | 177 | 5.3% | 108 | 69 |
| 16 | 222 | 6.7% | 132 | 90 |
| 17 | 257 | 7.7% | 152 | 105 |
| 18 | 228 | 6.9% | 146 | 82 |
| 19 | 156 | 4.7% | 110 | 46 |
| 20 | 137 | 4.1% | 80 | 57 |
| 21 | 118 | 3.5% | 79 | 39 |
| 22 | 108 | 3.2% | 77 | 31 |
| 23 | 113 | 3.4% | 81 | 32 |
| 24 | 84 | 2.5% | 51 | 33 |
| 25 - 29 | 305 | 9.2% | 174 | 131 |
| 30 - 34 | 188 | 5.7% | 112 | 76 |
| 35 - 39 | 199 | 6.0% | 121 | 78 |
| 40 - 44 | 191 | 5.7% | 128 | 63 |
| 45 - 49 | 181 | 5.4% | 120 | 61 |
| 50 - 54 | 135 | 4.1% | 92 | 43 |
| 55 - 59 | 69 | 2.1% | 39 | 30 |
| 60 - 64 | 33 | 1.0% | 17 | 16 |
| 65 AND OVER | 24 | 0.7% | 18 | 6 |
| TOTAL | 3327 | 100.0% | 2083 | 1244 |

(Arrest data not available for Ketchikan Police Department.)

| RACE | NUMBER | PERCENT |
|--------|--------|---------|
| WHITE | 2186 | 65.7% |
| BLACK | 324 | 9.7% |
| INDIAN | 652 | 19.6% |
| ASIAN | 165 | 5.0% |

THIS PAGE INTENTIONALLY LEFT BLANK

2008 MOTOR VEHICLE THEFT

DEFINITION

Motor vehicle theft is the theft or attempted theft of a motor vehicle. In the UCR Program, a motor vehicle is a self-propelled vehicle which runs on land surfaces and not on rails. Examples of motor vehicles include sport utility vehicles, automobiles, trucks, buses, motorcycles, motor scooters, all-terrain vehicles, and snowmobiles. Motor vehicle theft does not include farm equipment, bulldozers, airplanes, construction equipment or water craft such as motorboats, sailboats, houseboats, or jet skis. The taking of a motor vehicle for temporary use by persons having lawful access is excluded from this definition.⁷

SUMMARY

A total of 1,594 motor vehicle thefts occurred during 2008. This represents 8.1 percent of the property crime and 6.6 percent of the total crime index offenses. There was a 32.9 percent decrease in the motor vehicle theft crime index between 2007 and 2008. Monthly figures indicate that more vehicles were stolen in August than any other month in 2008, while the fewest number were stolen in April. Arrest data submitted by 33 reporting agencies indicated 24.1 percent of the persons arrested for motor vehicle thefts were under 18 years of age and 75.9 percent were 18 and over. Eighty-four point six (84.6) percent of the arrested offenders were male.

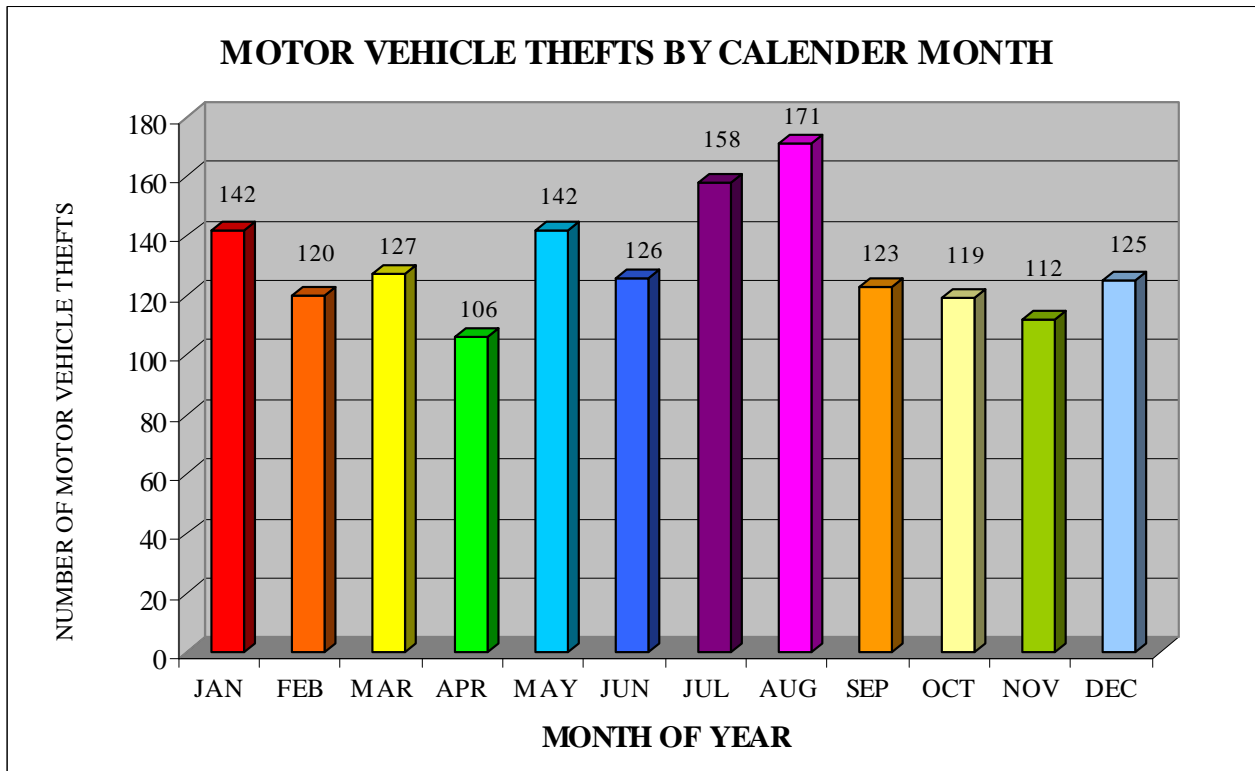
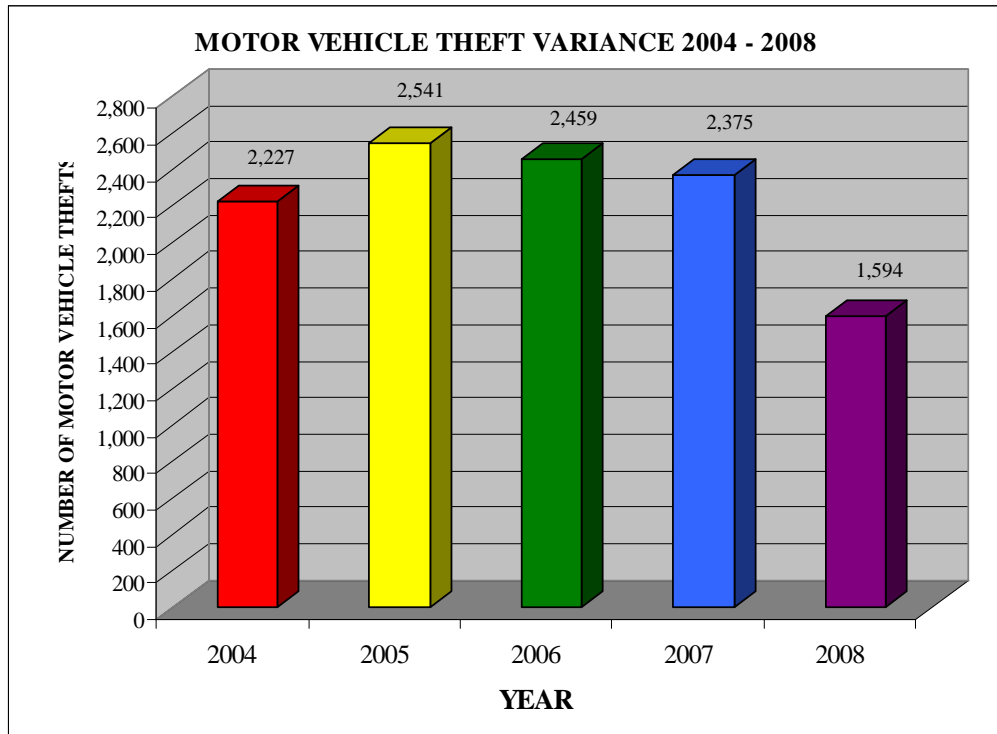
Thirty-one (31) of the 34 agencies reported the offense of motor vehicle theft and 22 provided value of property loss. The estimated property loss related to motor vehicle theft was \$16,179,632.

MOTOR VEHICLE THEFT INDEX AND RATE VARIANCE 2004 - 2008

| YEAR | NUMBER | INDEX % CHANGE | RATE % CHANGE |
|------|--------|-------------------|------------------|
| 2004 | 2227 | -7.6 | -8.6 |
| 2005 | 2541 | +14.1 | +12.2 |
| 2006 | 2459 | -3.2 | -3.0 |
| 2007 | 2375 | -3.4 | -6.2 |
| 2008 | 1594 | -32.9 | -33.9 |

⁷ *Crime in the United States 2008*,
http://www.fbi.gov/ucr/cius2008/offenses/property_crime/motor_vehicle_theft.html

2008 MOTOR VEHICLE THEFT



(Ketchikan Police Department submitted annual totals, monthly data not available.)

2008 MOTOR VEHICLE THEFT

ARREST DISTRIBUTION BY AGE, SEX, AND RACE

| AGE GROUP | NUMBER | PERCENT | SEX | |
|--------------|------------|---------------|------------|-----------|
| | | | MALE | FEMALE |
| 12 AND UNDER | 11 | 4.1% | 10 | 1 |
| 13 - 14 | 16 | 6.0% | 15 | 1 |
| 15 | 16 | 6.0% | 14 | 2 |
| 16 | 8 | 3.0% | 7 | 1 |
| 17 | 13 | 4.9% | 12 | 1 |
| 18 | 29 | 10.9% | 25 | 4 |
| 19 | 20 | 7.5% | 16 | 4 |
| 20 | 8 | 3.0% | 6 | 2 |
| 21 | 15 | 5.6% | 13 | 2 |
| 22 | 9 | 3.4% | 8 | 1 |
| 23 | 10 | 3.8% | 8 | 2 |
| 24 | 7 | 2.6% | 6 | 1 |
| 25 - 29 | 32 | 12.0% | 28 | 4 |
| 30 - 34 | 23 | 8.6% | 18 | 5 |
| 35 - 39 | 16 | 6.0% | 11 | 5 |
| 40 - 44 | 15 | 5.6% | 12 | 3 |
| 45 - 49 | 10 | 3.8% | 8 | 2 |
| 50 - 54 | 4 | 1.5% | 4 | |
| 55 - 59 | 3 | 1.1% | 3 | |
| 60 - 64 | 1 | 0.4% | 1 | |
| 65 AND OVER | | | | |
| TOTAL | 266 | 100.0% | 225 | 41 |

(Arrest data not available for Ketchikan Police Department.)

| RACE | NUMBER | PERCENT |
|--------|--------|---------|
| WHITE | 135 | 50.8% |
| BLACK | 38 | 14.3% |
| INDIAN | 76 | 28.6% |
| ASIAN | 17 | 6.4% |

THIS PAGE INTENTIONALLY LEFT BLANK

OFFENSES KNOWN TO LAW ENFORCEMENT

| CLASSIFICATION OF OFFENSES | OFFENSES REPORTED OR KNOWN | UNFOUNDED FALSE OR BASELESS | NUMBER OF ACTUAL OFFENSES | ** OFFENSES CLEARED ** BY ARREST OR | |
|-------------------------------|----------------------------|-----------------------------|---------------------------|-------------------------------------|----------------|
| | | | | TOTAL | JUVENILES ONLY |
| CRIMINAL HOMICIDE | | | | | |
| MURDER/NONNEG MANSLAUGHTER | 32 | 2 | 30 | 21 | |
| MANSLAUGHTER BY NEGLIGENCE | 4 | | 4 | 2 | |
| TOTAL | 36 | 2 | 34 | 23 | |
| FORCIBLE RAPE | | | | | |
| RAPE BY FORCE | 443 | 44 | 399 | 77 | 2 |
| ATTEMPTED FORCIBLE RAPE | 54 | 7 | 47 | 13 | |
| TOTAL | 497 | 51 | 446 | 90 | 2 |
| ROBBERY | | | | | |
| FIREARM | 167 | | 167 | 63 | 5 |
| KNIFE/CUTTING INSTRUMENT | 60 | | 60 | 19 | |
| OTHER DANGEROUS WEAPON | 71 | | 71 | 29 | 4 |
| STRONG-ARM (HANDS, FISTS) | 348 | 4 | 344 | 132 | 19 |
| TOTAL | 646 | 4 | 642 | 243 | 28 |
| ASSAULT | | | | | |
| FIREARM | 546 | 10 | 536 | 355 | 8 |
| KNIFE OR CUTTING INSTRUMENT | 699 | 18 | 681 | 503 | 57 |
| OTHER DANGEROUS WEAPON | 910 | 10 | 900 | 613 | 72 |
| HANDS, FIST, FEET, AGGRAVATED | 1,233 | 16 | 1,217 | 894 | 52 |
| OTHER ASSAULTS - SIMPLE | 9,189 | 415 | 8,774 | 5,926 | 462 |
| TOTAL | 12,577 | 469 | 12,108 | 8,291 | 651 |
| BURGLARY | | | | | |
| FORCIBLE ENTRY | 2,087 | 43 | 2,044 | 348 | 50 |
| UNLAWFUL ENTRY - NO FORCE | 972 | 32 | 940 | 169 | 35 |
| ATTEMPTED FORCIBLE ENTRY | 192 | 1 | 191 | 23 | 2 |
| TOTAL | 3,251 | 76 | 3,175 | 540 | 87 |
| LARCENY-THEFT | | | | | |
| THEFT (EX MOTOR VEHICLE) | 15,246 | 315 | 14,931 | 3,808 | 798 |
| TOTAL | 15,246 | 315 | 14,931 | 3,808 | 798 |
| MOTOR VEHICLE THEFT | | | | | |
| AUTOS | 1,150 | 145 | 1,005 | 244 | 35 |
| TRUCKS AND BUSES | 423 | 57 | 366 | 86 | 13 |
| OTHER VEHICLES | 227 | 4 | 223 | 34 | 4 |
| TOTAL | 1,800 | 206 | 1,594 | 364 | 52 |
| GRAND TOTAL | 34,053 | 1,123 | 32,930 | 13,359 | 1,618 |

PROPERTY STOLEN BY CLASSIFICATION

| CLASSIFICATION OF OFFENSES | NUMBER ACTUAL OFFENSES | VALUE OF PROPERTY STOLEN |
|---|------------------------------|--------------------------|
| MURDER/NONNEG MANSLAUGHTER | 30 | \$ 27,918 |
| FORCIBLE RAPE | 446 | |
| ROBBERY | | |
| HIGHWAY (STREET, ALLEYS, ETC.) | 281 | \$ 265,153 |
| COMMERCIAL HOUSE | 143 | \$ 35,137 |
| GAS OR SERVICE STATION | 20 | \$ 24,880 |
| CONVENIENCE STORE | 14 | \$ 8,045 |
| RESIDENCE | 102 | \$ 60,153 |
| BANK | 14 | \$ 57,389 |
| MISCELLANEOUS | 66 | \$ 49,608 |
| TOTAL ROBBERY | 640 | \$ 500,365 |
| BURGLARY | | |
| RESIDENCE (DWELLING) | | |
| NIGHT (6PM-6AM) | 809 | \$ 600,235 |
| DAY (6AM-6PM) | 624 | \$ 1,060,837 |
| UNKNOWN | 405 | \$ 1,133,022 |
| NON-RESIDENCE (STORE ETC.) | | |
| NIGHT (6PM-6AM) | 629 | \$ 604,105 |
| DAY (6AM-6PM) | 360 | \$ 226,031 |
| UNKNOWN | 306 | \$ 545,780 |
| TOTAL BURGLARY | 3,133 | \$ 4,170,010 |
| LARCENY-THEFT | | |
| LARCENY BY VALUE (EX MOTOR VEHICLE) | | |
| \$200 AND OVER | 5,388 | \$ 8,323,558 |
| \$50 TO \$200 | 2,530 | \$ 266,270 |
| UNDER \$50 | 6,643 | \$ 64,151 |
| LARCENY BY TYPE | | |
| POCKET-PICKING | 54 | \$ 23,694 |
| PURSE-SNATCHING | 41 | \$ 12,794 |
| SHOPLIFTING | 2,695 | \$ 334,167 |
| FROM MOTOR VEHICLE | 3,279 | \$ 1,895,203 |
| MOTOR VEHICLE PARTS & ACCESSORIES | 347 | \$ 236,043 |
| BICYCLES | 729 | \$ 225,871 |
| FROM BUILDING(EX C&H) | 2,726 | \$ 2,287,337 |
| FROM COIN-OP MACHINES | 58 | \$ 6,619 |
| ALL OTHER | 4,633 | \$ 3,632,251 |
| TOTAL LARCENY | 14,561 | \$ 8,653,979 |
| MOTOR VEHICLE THEFT | | |
| MOTOR VEHICLE THEFT | 1,568 | \$ 16,179,632 |
| STOLEN & RECOVERED LOCALLY | 945 | 139,000 |
| STOLEN LOCALLY & RECOVERED OTHER JURIS. | 70 | 50,000 |
| TOTAL LOCALLY STOLEN MOTOR VEHICLES | 1,014 | 139,000 |
| STOLEN OTHER JURIS. & RECOVERED LOCAL | 19 | |
| TOTAL | 1,568 | \$ 16,179,632 |
| GRAND TOTAL | 20,378 | \$ 29,531,904 |

PROPERTY STOLEN / RECOVERED BY TYPE

| TYPE OF PROPERTY | VALUE OF PROPERTY STOLEN | VALUE OF PROPERTY RECOVERED |
|------------------------------|--------------------------|-----------------------------|
| CURRENCY, NOTES, ETC. | \$ 1,537,912 | \$ 110,002 |
| JEWELRY & PRECIOUS METALS | \$ 2,777,149 | \$ 334,489 |
| CLOTHING AND FURS | \$ 77,496 | \$ 9,708 |
| LOCALLY STOLEN MOTOR VEHICLE | \$ 16,944,937 | \$ 14,927,217 |
| OFFICE EQUIPMENT | \$ 1,000,596 | \$ 123,221 |
| TV, RADIOS, CAMERAS, ETC. | \$ 1,670,160 | \$ 128,449 |
| FIREARMS | \$ 397,971 | \$ 81,989 |
| HOUSEHOLD GOODS | \$ 220,315 | \$ 17,506 |
| CONSUMABLE GOODS | \$ 102,180 | \$ 9,268 |
| LIVESTOCK | \$ 16,913 | \$ 1,002 |
| MISCELLANEOUS | \$ 4,786,275 | \$ 677,981 |
| GRAND TOTAL | \$ 29,531,904 | \$ 16,420,832 |

AGE, SEX, AND RACE OF PERSON ARRESTED
18 YEARS OF AGE AND OVER

| OFFENSE | UCR | SEX | AGE | | | | | | | | | | | | | TOTAL | RACE | | | | | | | | | | |
|-----------------------|-----|-----|-----|-----|----|-----|-----|-----|-----|-----|-----|-----|-----|-----|-----|-------|------|----|-----|-----|-----|------|------|-----|------|-----|----|
| | | | 18 | 19 | 20 | 21 | 22 | 23 | 24 | 25 | 30 | 35 | 40 | 45 | 50 | | 55 | 60 | 65+ | WHT | BLK | IND | ASN | | | | |
| | | | 29 | 34 | 39 | 44 | 49 | 54 | 59 | 64 | 65+ | | | | | | | | | | | | | | | | |
| MURDER | 01a | M | 1 | | 1 | 2 | 2 | 6 | 1 | 3 | | 1 | | | 1 | 1 | | | | | | | 19 | 15 | 1 | 3 | 1 |
| | | F | 1 | | | | | | | | | | | | | | | | | | | | 1 | | | | |
| MANSLAUGHTER/NEG | 01b | M | | | | | | | | | | | 1 | | | | | | | | | | 1 | | | 2 | |
| | | F | | | | | | | | 1 | | | | | | | | | | | | | 1 | | | | |
| FORCIBLE RAPE | 02 | M | 1 | 3 | 5 | 4 | 4 | 2 | 3 | 6 | 6 | 5 | 5 | 7 | 1 | | | | | | | 1 | 53 | 17 | 5 | 30 | 1 |
| | | F | | | | | | | | | | | | | | | | | | | | | | | | | |
| ROBBERY | 03 | M | 15 | 16 | 13 | 9 | 19 | 8 | 8 | 42 | 13 | 12 | 23 | 15 | 3 | 3 | | | | | | 1 | 200 | 113 | 45 | 66 | 12 |
| | | F | 1 | 2 | 1 | 6 | 2 | | | 7 | 6 | 3 | | 4 | 1 | 2 | | | | | | 1 | 36 | | | | |
| AGGRAVATED ASSAULT | 04 | M | 37 | 47 | 44 | 58 | 73 | 59 | 54 | 243 | 150 | 135 | 128 | 120 | 71 | 35 | 19 | 7 | | | | 1280 | 832 | 171 | 535 | 66 | |
| | | F | 14 | 12 | 12 | 17 | 17 | 20 | 9 | 57 | 52 | 33 | 23 | 24 | 19 | 7 | 2 | 6 | | | | 324 | | | | | |
| BURGLARY | 05 | M | 45 | 31 | 23 | 21 | 22 | 12 | 6 | 45 | 27 | 19 | 11 | 14 | 3 | 3 | 1 | 1 | | | | 284 | 185 | 18 | 106 | 4 | |
| | | F | 1 | | 1 | 5 | 2 | | | 11 | 2 | 2 | 5 | | | | | | | | | 29 | | | | | |
| LARCENY | 06 | M | 146 | 110 | 80 | 79 | 77 | 81 | 51 | 174 | 112 | 121 | 128 | 120 | 92 | 39 | 17 | 18 | | | | 1445 | 1499 | 196 | 486 | 88 | |
| | | F | 82 | 46 | 57 | 39 | 31 | 32 | 33 | 131 | 76 | 78 | 63 | 61 | 43 | 30 | 16 | 6 | | | | 824 | | | | | |
| MOTOR VEHICLE THEFT | 07 | M | 25 | 16 | 6 | 13 | 8 | 8 | 6 | 28 | 18 | 11 | 12 | 8 | 4 | 3 | 1 | | | | | 167 | 104 | 29 | 62 | 7 | |
| | | F | 4 | 4 | 2 | 2 | 1 | 2 | 1 | 4 | 5 | 5 | 3 | 2 | | | | | | | | 35 | | | | | |
| OTHER ASSAULTS | 08 | M | 74 | 73 | 89 | 117 | 119 | 129 | 115 | 511 | 328 | 318 | 269 | 264 | 148 | 64 | 28 | 10 | | | | 2656 | 1614 | 294 | 1653 | 141 | |
| | | F | 60 | 45 | 50 | 57 | 56 | 40 | 37 | 183 | 134 | 108 | 106 | 95 | 46 | 21 | 5 | 3 | | | | 1046 | | | | | |
| ARSON | 09 | M | 1 | 1 | 3 | 1 | 1 | 2 | | 6 | 2 | 6 | 4 | 1 | | 1 | | | | | | 29 | 18 | | 14 | 4 | |
| | | F | | | 1 | | | | | 3 | 1 | 1 | 1 | | | | | | | | | 7 | | | | | |
| FORGERY | 10 | M | | | 3 | 4 | 2 | 2 | 1 | 8 | 7 | 3 | 1 | 5 | 4 | | 1 | | | | | 41 | 53 | 10 | 8 | 8 | |
| | | F | 1 | 1 | | 3 | 3 | 2 | | 9 | 12 | 3 | | 3 | 1 | | | | | | | 38 | | | | | |
| FRAUD | 11 | M | 5 | 4 | 6 | 9 | 5 | 8 | 4 | 30 | 19 | 17 | 17 | 16 | 14 | 3 | 3 | | | | | 160 | 156 | 28 | 49 | 11 | |
| | | F | 6 | 6 | 1 | 9 | 5 | 6 | 3 | 8 | 10 | 9 | 8 | 7 | 5 | 1 | | | | | | 84 | | | | | |
| EMBEZZLEMENT | 12 | M | 3 | 4 | 8 | 5 | 5 | | 1 | 7 | 6 | 4 | 6 | 1 | 1 | | | | | | | 51 | 60 | 15 | 9 | 14 | |
| | | F | 6 | 9 | 5 | 2 | 2 | 4 | 2 | 4 | 2 | 2 | 4 | 3 | 1 | 1 | | | | | | 47 | | | | | |
| STOLEN PROP | 13 | M | 3 | 3 | | 2 | 3 | | | 4 | 6 | | 1 | | 1 | 2 | | | | | | 25 | 17 | 4 | 10 | | |
| | | F | 1 | | | 1 | | 1 | | | 1 | | 1 | | | 1 | | | | | | 6 | | | | | |
| VANDALISM | 14 | M | 45 | 35 | 24 | 43 | 33 | 32 | 18 | 90 | 60 | 47 | 37 | 40 | 19 | 11 | 1 | 2 | | | | 537 | 390 | 29 | 225 | 27 | |
| | | F | 8 | 6 | 3 | 10 | 6 | 5 | 9 | 28 | 12 | 20 | 5 | 7 | 5 | 9 | 1 | | | | | 134 | | | | | |
| WEAPONS | 15 | M | 16 | 20 | 15 | 18 | 15 | 16 | 10 | 66 | 17 | 22 | 17 | 27 | 22 | 8 | 6 | 2 | | | | 297 | 214 | 25 | 64 | 9 | |
| | | F | 2 | | | | 1 | 2 | 1 | 4 | 1 | 1 | | 2 | 1 | | | | | | | 15 | | | | | |
| PROSTITUTION | 16 | M | | 1 | | 1 | | 1 | | 4 | 5 | 2 | 2 | | 1 | 1 | | | | | | 18 | 94 | 10 | 50 | 3 | |
| | | F | 4 | 2 | 3 | 10 | 8 | 6 | 7 | 26 | 21 | 23 | 13 | 12 | 3 | 1 | | | | | | 139 | | | | | |
| SEX OFFENSE | 17 | M | 5 | 3 | 7 | 3 | 5 | 7 | 3 | 9 | 18 | 16 | 9 | 14 | 10 | 5 | 1 | 5 | | | | 120 | 74 | 3 | 45 | 5 | |
| | | F | | | | 1 | | | | 1 | 1 | 2 | 1 | 1 | | | | | | | | 7 | | | | | |
| DRUG/SALE/MANUFACTURE | 180 | M | 10 | 14 | 13 | 14 | 12 | 15 | 13 | 47 | 24 | 21 | 34 | 19 | 7 | 13 | 1 | | | | | 257 | 220 | 45 | 68 | 13 | |
| | | F | | 4 | 6 | 5 | 3 | 4 | 3 | 18 | 4 | 13 | 15 | 6 | 4 | 2 | 1 | 1 | | | | 89 | | | | | |
| NARCOTICS | a | M | 4 | 6 | 8 | 9 | 2 | 10 | 8 | 27 | 10 | 14 | 14 | 11 | 2 | 4 | | | | | | 129 | 113 | 27 | 21 | 9 | |
| | | F | 2 | 4 | 1 | 3 | 3 | 2 | 10 | 1 | 3 | 8 | 2 | 2 | | | | | | | | 41 | | | | | |
| MARIJUANA | b | M | 5 | 7 | 4 | 2 | 10 | 1 | 5 | 11 | 7 | 4 | 12 | 4 | 4 | 9 | 1 | | | | | 86 | 68 | 10 | 39 | 2 | |
| | | F | 2 | 2 | 3 | | | 1 | 5 | 3 | 3 | 4 | 4 | 2 | 2 | 1 | 1 | | | | | 33 | | | | | |
| SYNTHETIC NARCOTICS | c | M | | | | 1 | | | | 3 | | 1 | 4 | 2 | | | | | | | | 11 | 16 | 1 | 4 | | |
| | | F | | | | 1 | | | | 3 | | 4 | 2 | | | | | | | | | 10 | | | | | |
| OTHER NON-NARCOTICS | d | M | 1 | 1 | 1 | 2 | | 4 | | 6 | 7 | 2 | 4 | 2 | 1 | | | | | | | 31 | 23 | 7 | 4 | 2 | |
| | | F | | | | | | 1 | | | 3 | 1 | | | | | | | | | | 5 | | | | | |
| DRUG/POSSESSION | 185 | M | 86 | 70 | 61 | 48 | 46 | 45 | 49 | 158 | 85 | 59 | 48 | 50 | 33 | 17 | 5 | 2 | | | | 862 | 722 | 109 | 227 | 30 | |
| | | F | 24 | 26 | 15 | 11 | 14 | 15 | 13 | 32 | 22 | 19 | 11 | 10 | 7 | 4 | 3 | | | | | 226 | | | | | |
| NARCOTICS | e | M | 7 | 2 | 7 | 9 | 11 | 5 | 10 | 35 | 9 | 11 | 20 | 16 | 9 | 7 | 1 | 1 | | | | 160 | 143 | 40 | 28 | 9 | |
| | | F | 3 | 4 | 3 | 2 | 5 | 3 | 4 | 5 | 7 | 6 | 8 | 4 | 3 | 1 | 2 | | | | | 60 | | | | | |
| MARIJUANA | f | M | 72 | 66 | 50 | 36 | 33 | 38 | 33 | 112 | 63 | 43 | 25 | 28 | 21 | 10 | 4 | 1 | | | | 635 | 509 | 61 | 186 | 15 | |
| | | F | 18 | 21 | 10 | 6 | 8 | 8 | 6 | 20 | 12 | 12 | 3 | 4 | 4 | 3 | 1 | | | | | 136 | | | | | |
| SYNTHETIC NARCOTICS | g | M | 3 | 1 | | 2 | | | 2 | 3 | 2 | 2 | | 2 | | | | | | | | 17 | 22 | 2 | 3 | | |
| | | F | | | 1 | | | 2 | 1 | 2 | 2 | 1 | | 1 | | | | | | | | 10 | | | | | |
| OTHER NON-NARCOTICS | h | M | 4 | 1 | 4 | 1 | 2 | 2 | 4 | 8 | 11 | 3 | 3 | 4 | 3 | | | | | | | 50 | 48 | 6 | 10 | 6 | |
| | | F | 3 | 1 | 1 | 3 | 1 | 2 | 2 | 5 | 1 | | | 1 | | | | | | | | 20 | | | | | |

AGE, SEX, AND RACE OF PERSON ARRESTED
18 YEARS OF AGE AND OVER

| OFFENSE | UCR X | S E X | AGE | | | | | | | | | | | | | TOTAL | RACE | | | | | | | | | | | | |
|--------------------|-------|-------------|-------------|-------------|-------------|-------------|-------------|-------------|-------------|-------------|-------------|-------------|-------------|-------------|-------------|------------|------------|------------|-----|-----|-----|-----|-----|--------------|--------------|-------------|-------------|-------------|------|
| | | | 18 | 19 | 20 | 21 | 22 | 23 | 24 | 25 | 30 | 35 | 40 | 45 | 50 | | 55 | 60 | 65+ | WHT | BLK | IND | ASN | | | | | | |
| GAMBLING | 19 | M | | | | | | | | | | | | | | | | | | | | | | | | | | | |
| | | F | | | | | | | | | | | | | | | | | | | | | | | | | | | |
| BOOKMAKING | a | M | | | | | | | | | | | | | | | | | | | | | | | | | | | |
| | | F | | | | | | | | | | | | | | | | | | | | | | | | | | | |
| NUMBERS | b | M | | | | | | | | | | | | | | | | | | | | | | | | | | | |
| | | F | | | | | | | | | | | | | | | | | | | | | | | | | | | |
| OTHER GAMBLING | c | M | | | | | | | | | | | | | | | | | | | | | | | | | | | |
| | | F | | | | | | | | | | | | | | | | | | | | | | | | | | | |
| FAMILY/CHILD | 20 | M | 4 | 8 | 7 | 8 | 6 | 4 | 4 | 28 | 20 | 22 | 20 | 9 | 2 | 1 | 2 | | | | | | | | 145 | 126 | 16 | 165 | 13 |
| | | F | | 3 | 8 | 9 | 5 | 9 | 7 | 40 | 26 | 29 | 21 | 13 | 1 | 3 | 1 | | | | | | | | 175 | | | | |
| DWI | 21 | M | 88 | 105 | 138 | 211 | 208 | 195 | 196 | 727 | 448 | 409 | 386 | 381 | 268 | 139 | 70 | 51 | | | | | | | 4020 | 3975 | 297 | 941 | 183 |
| | | F | 34 | 40 | 48 | 70 | 62 | 55 | 67 | 269 | 161 | 162 | 144 | 140 | 77 | 37 | 6 | 4 | | | | | | | 1376 | | | | |
| LIQUOR LAWS | 22 | M | 170 | 184 | 163 | 28 | 26 | 18 | 14 | 71 | 48 | 36 | 42 | 40 | 32 | 16 | 12 | 6 | | | | | | | 906 | 668 | 29 | 624 | 46 |
| | | F | 90 | 93 | 90 | 11 | 12 | 7 | 5 | 24 | 18 | 17 | 29 | 31 | 20 | 9 | 4 | 1 | | | | | | | 461 | | | | |
| DRUNKENNESS | 23 | M | 3 | 7 | 4 | 4 | 1 | 1 | 2 | 10 | 6 | 7 | 9 | 8 | 2 | | 1 | | | | | | | | 65 | 16 | 1 | 80 | |
| | | F | 4 | 3 | 4 | 3 | 2 | | | 4 | 1 | | 5 | 2 | 1 | 3 | | | | | | | | | 32 | | | | |
| DISORDERLY CONDUCT | 24 | M | 28 | 26 | 13 | 27 | 36 | 35 | 25 | 118 | 72 | 59 | 53 | 60 | 29 | 21 | 5 | 5 | | | | | | | 612 | 386 | 40 | 344 | 15 |
| | | F | 9 | 10 | 8 | 11 | 12 | 1 | 2 | 35 | 23 | 15 | 15 | 19 | 11 | | 2 | | | | | | | | 173 | | | | |
| VAGRANCY | 25 | M | | | | | | | | 1 | | | | 2 | | | | | | | | | | | 3 | | | 3 | |
| | | F | | | | | | | | | | | | | | | | | | | | | | | | | | | |
| ALL OTHER | 26 | M | 441 | 574 | 634 | 541 | 535 | 537 | 426 | 1797 | 1110 | 1094 | 1064 | 921 | 587 | 313 | 141 | 123 | | | | | | | 10838 | 8681 | 1451 | 3788 | 624 |
| | | F | 161 | 180 | 222 | 208 | 180 | 175 | 131 | 633 | 412 | 401 | 393 | 305 | 181 | 69 | 34 | 21 | | | | | | | 3706 | | | | |
| SUSPICION | 27 | M | | 1 | 2 | | 3 | | | 2 | 2 | 4 | 1 | 1 | 1 | | | | | | | | | | 17 | 19 | | 5 | 1 |
| | | F | 2 | 1 | | | 1 | | | 2 | 1 | | 1 | | | | | | | | | | | | 8 | | | | |
| TOTAL BY SEX | | M | 1252 | 1356 | 1362 | 1270 | 1266 | 1223 | 1010 | 4235 | 2609 | 2450 | 2327 | 2144 | 1356 | 699 | 315 | 234 | | | | | | | 25108 | 20268 | 2871 | 9662 | 1326 |
| | | F | 515 | 493 | 537 | 490 | 424 | 387 | 330 | 1534 | 1004 | 946 | 867 | 747 | 427 | 200 | 75 | 43 | | | | | | | 9019 | | | | |
| GRAND TOTAL | | | 1767 | 1849 | 1899 | 1760 | 1690 | 1610 | 1340 | 5769 | 3613 | 3396 | 3194 | 2891 | 1783 | 899 | 390 | 277 | | | | | | 34127 | 20268 | 2871 | 9662 | 1326 | |

(Race numbers are not divided by sex, the male column for race codes holds both female and male race code information.)

AGE, SEX, AND RACE OF PERSON ARRESTED
UNDER 18 YEARS OF AGE

| OFFENSE | UCR | SEX | AGE | | | | | | TOTAL UNDER 18 | RACE | | | |
|-------------------------|-----|-----|-----------|------------|------------|------------|------------|-------------|----------------|-------------|------------|-------------|------------|
| | | | UND 10 | 10-12 | 13-14 | 15 | 16 | 17 | | WHT | BLK | IND | ASN |
| DRUGS/POSSESSION | 185 | M | 2 | 46 | 32 | 41 | 51 | 172 | 181 | 11 | 26 | 7 | |
| | | F | 1 | 11 | 12 | 12 | 17 | 53 | | | | | |
| NARCOTICS | e | M | | | 3 | 1 | 3 | 7 | 7 | 2 | | | |
| | | F | | | 1 | 1 | | 2 | | | | | |
| MARIJUANA | f | M | 2 | 26 | 14 | 26 | 35 | 103 | 118 | 4 | 18 | 2 | |
| | | F | 1 | 9 | 7 | 6 | 16 | 39 | | | | | |
| SYNTHETIC NARCOTICS | g | M | | | | | 1 | 1 | 1 | | | | |
| | | F | | | | | | | | | | | |
| OTHER NON-NARCOTICS | h | M | | 20 | 15 | 14 | 12 | 61 | 55 | 5 | 8 | 5 | |
| | | F | | 2 | 4 | 5 | 1 | 12 | | | | | |
| GAMBLING | 19 | M | | | | | | | | | | | |
| | | F | | | | | | | | | | | |
| BOOKMAKING | a | M | | | | | | | | | | | |
| | | F | | | | | | | | | | | |
| NUMBERS | b | M | | | | | | | | | | | |
| | | F | | | | | | | | | | | |
| OTHER GAMBLING | c | M | | | | | | | | | | | |
| | | F | | | | | | | | | | | |
| FAMILY/CHILD | 20 | M | | | | | | | 1 | | 1 | | |
| | | F | | | | 2 | | 2 | | | | | |
| DRIVING INFLUENCE | 21 | M | | | 3 | 14 | 45 | 62 | 59 | 5 | 23 | 1 | |
| | | F | | 2 | | 7 | 17 | 26 | | | | | |
| LIQUOR LAWS | 22 | M | 2 | 11 | 22 | 44 | 69 | 148 | 181 | 3 | 103 | 6 | |
| | | F | 1 | 17 | 25 | 44 | 58 | 145 | | | | | |
| DRUNKENNESS | 23 | M | | 1 | | 1 | 5 | 7 | 3 | | 7 | | |
| | | F | | | | | 3 | 3 | | | | | |
| DISORDERLY CONDUCT | 24 | M | 2 | 7 | 7 | 7 | 18 | 41 | 32 | 11 | 10 | 2 | |
| | | F | | 6 | 2 | 2 | 4 | 14 | | | | | |
| VAGRANCY | 25 | M | | 2 | 5 | 8 | 9 | 24 | 15 | 5 | 7 | 8 | |
| | | F | | 1 | | 5 | 5 | 11 | | | | | |
| ALL OTHER | 26 | M | 7 | 9 | 39 | 48 | 139 | 216 | 424 | 68 | 141 | 42 | |
| | | F | 1 | 6 | 17 | 33 | 65 | 95 | | | | | |
| CURFEW | 28 | M | | | | | | | | | | 1 | |
| | | F | | 1 | | | | 1 | | | | | |
| RUN-AWAYS | 29 | M | 1 | 32 | 64 | 44 | 45 | 186 | 134 | 5 | 192 | 6 | |
| | | F | 6 | 44 | 42 | 34 | 25 | 151 | | | | | |
| TOTAL BY SEX | | M | 51 | 151 | 547 | 473 | 615 | 825 | 2662 | 2352 | 379 | 1003 | 239 |
| | | F | 6 | 59 | 291 | 232 | 320 | 403 | 1311 | | | | |
| GRAND TOTAL | | | 57 | 210 | 838 | 705 | 935 | 1228 | 3973 | 2352 | 379 | 1003 | 239 |

(Race numbers are not divided by sex, the male column for race codes holds both female and male race code information.)

ARSON OFFENSES KNOWN TO LAW ENFORCEMENT

| 1 PROPERTY CLASSIFICATION | 2 Offenses Report/ Known (Include Unfounded and Attempts) | 3 Unfounded, i.e. False/Baseless Complaints | 4 Actual Offenses (Col. 2-Col. 3 (+ Attempts)) | 5 Total Cleared by Arrest or Except. Means (+Column 6) | 6 Number of Clearances Involving Only Persons Under 18 Yrs. of Age | 7 Normally Unused Structures | 8 Estd Value of Property Damage |
|--------------------------------|--|--|---|---|---|---------------------------------|------------------------------------|
| STRUCTURE | | | | | | | |
| A. SINGLE OCCUPANT RESIDENT | 33 | | 33 | 16 | 5 | 7 | \$ 410,578 |
| B. OTHER RESIDENTIAL | 20 | | 20 | 11 | 3 | 1 | \$ 375,869 |
| C. STORAGE | 1 | | 1 | 1 | | | \$ 2,082 |
| D. INDUSTRIAL/MANUFACTURE | 7 | | 7 | 1 | | 5 | \$ 451,601 |
| E. OTHER COMMERCIAL | 6 | | 6 | 2 | 2 | 2 | \$ 2,002,510 |
| F. COMMUNITY/PUBLIC | 10 | | 10 | 3 | 2 | 3 | \$ 289,902 |
| G. ALL OTHER STRUCTURES | 7 | | 7 | 2 | | 5 | \$ 1,686 |
| TOTAL | 84 | | 84 | 36 | 12 | 23 | \$ 3,534,228 |
| MOBILE | | | | | | | |
| H. MOTOR VEHICLES | 40 | 2 | 38 | 9 | 4 | 35 | \$ 356,303 |
| I. OTHER MOBILE PROPERTY | 2 | | 2 | | | | |
| TOTAL | 42 | 2 | 40 | 9 | 4 | 35 | \$ 356,303 |
| OTHER | | | | | | | |
| J. CROPS, TIMBER, FENCES, ETC. | 40 | | 40 | 11 | 7 | 34 | \$ 9,073 |
| TOTAL | 40 | | 40 | 11 | 7 | 34 | \$ 9,073 |
| GRAND TOTAL | 166 | 2 | 164 | 56 | 23 | 92 | \$ 3,899,604 |

LAW ENFORCEMENT OFFICERS KILLED OR ASSAULTED

| TYPE OF ACTIVITY | TOTAL ASSAULTS BY WEAPON | TYPE OF WEAPON | | | | | TYPE OF ASSIGNMENT | | | | | | POLICE ASSAULT CLEARED |
|-------------------------------|--------------------------|----------------|-----------------------|---------------------|------------------|-------------|--------------------|------------|----------------|----------|-----------|-----------|------------------------|
| | | FIRE ARM | KNIFE OTHER CUT INSTR | OTHER DANGER WEAPON | HANDS FISTS FEET | TWO MAN VEH | ONE MAN VEHICLE | | SPECIAL ASSIGN | | OTHER | | |
| | | | | | | | ALONE | ASSIST | ALONE | ASSIST | ALONE | ASSIST | |
| A | B | C | D | E | F | G | H | I | J | K | L | M | |
| 1. RESPOND DISTURBANCE CALL | 130 | 10 | 8 | 18 | 94 | 10 | 21 | 73 | | | 12 | 14 | 73 |
| 2. BURGLARY IN PROGRESS | 1 | | | | 1 | | | 1 | | | | | |
| 3. ROBBERY IN PROGRESS | | | | | | | | | | | | | |
| 4. ATTEMPT OTHER ARREST | 22 | | | 6 | 16 | 2 | 1 | 16 | | 2 | | 1 | 11 |
| 5. CIVIL DISORDER | 1 | | | | 1 | | | 1 | | | | | |
| 6. HANDLE/TRANSORT PRISONER | 27 | | | 10 | 17 | | 10 | 10 | | | 3 | 4 | 20 |
| 7. INVESTIGATE SUS PERSON/CIR | 11 | 1 | | | 10 | | 3 | 8 | | | | | 3 |
| 8. AMBUSH - NO WARNING | | | | | | | | | | | | | |
| 9. MENTALLY DERANGED | 14 | 8 | | 2 | 4 | | 1 | 10 | | | | 3 | 5 |
| 10. TRAFFIC PURSUIT/STOPS | 35 | 3 | | 18 | 14 | 2 | 13 | 20 | | | | | 15 |
| 11. ALL OTHER | 32 | 3 | 3 | 5 | 21 | 4 | 11 | 15 | | 1 | 1 | | 17 |
| 12. TOTAL (1-11) | 273 | 25 | 11 | 59 | 178 | 18 | 60 | 154 | | 3 | 16 | 22 | 144 |
| 13. NUMBER WITH INJURY | 35 | | | 8 | 27 | | | | | | | | |
| 14. NUMBER WITHOUT INJURY | 238 | 25 | 11 | 51 | 151 | | | | | | | | |
| 15. TIME OF ASSAULTS | 12 AM | 2 AM | 4 AM | 6 AM | 8 AM | 10 AM | NOON | 2 PM | 4 PM | 6 PM | 8 PM | 10 PM | UNK |
| | 46 | 49 | 13 | 8 | 13 | 12 | 10 | 13 | 18 | 21 | 27 | 43 | |

Table of Officers Killed in the line of duty found on page 25.

THIS PAGE INTENTIONALLY LEFT BLANK

OFFENSES KNOWN TO LAW ENFORCEMENT

| CLASSIFICATION OF OFFENSES | OFFENSES REPORTED OR KNOWN | UNFOUNDED FALSE OR BASELESS | NUMBER OF ACTUAL OFFENSES | ** OFFENSES CLEARED ** BY ARREST OR EXCEPTION | |
|-------------------------------|----------------------------|-----------------------------|---------------------------|--|----------------|
| | | | | TOTAL | JUVENILES ONLY |
| CRIMINAL HOMICIDE | | | | | |
| MURDER/NONNEG MANSLAUGHTER | 11 | 2 | 9 | 4 | |
| MANSLAUGHTER BY NEGLIGENCE | 1 | | 1 | | |
| TOTAL | 12 | 2 | 10 | 4 | |
| FORCIBLE RAPE | | | | | |
| RAPE BY FORCE | 52 | 10 | 42 | 10 | |
| ATTEMPTED FORCIBLE RAPE | 13 | 3 | 10 | 1 | |
| TOTAL | 65 | 13 | 52 | 11 | |
| ROBBERY | | | | | |
| FIREARM | 9 | | 9 | 6 | |
| KNIFE/CUTTING INSTRUMENT | 3 | | 3 | | |
| OTHER DANGEROUS WEAPON | 3 | | 3 | 3 | |
| STRONG-ARM (HANDS, FISTS) | 19 | 1 | 18 | 9 | 1 |
| TOTAL | 34 | 1 | 33 | 18 | 1 |
| ASSAULT | | | | | |
| FIREARM | 166 | 6 | 160 | 143 | 2 |
| KNIFE OR CUTTING INSTRUMENT | 219 | 8 | 211 | 140 | 7 |
| OTHER DANGEROUS WEAPON | 97 | 1 | 96 | 73 | 2 |
| HANDS, FIST, FEET, AGGRAVATED | 218 | 8 | 210 | 174 | 7 |
| OTHER ASSAULTS - SIMPLE | 2,529 | 272 | 2,257 | 1,590 | 78 |
| TOTAL | 3,229 | 295 | 2,934 | 2,120 | 96 |
| BURGLARY | | | | | |
| FORCIBLE ENTRY | 796 | 22 | 774 | 127 | 24 |
| UNLAWFUL ENTRY - NO FORCE | 386 | 11 | 375 | 67 | 11 |
| ATTEMPTED FORCIBLE ENTRY | 32 | | 32 | 4 | 1 |
| TOTAL | 1,214 | 33 | 1,181 | 198 | 36 |
| LARCENY-THEFT | | | | | |
| THEFT (EX MOTOR VEHICLE) | 2,675 | 77 | 2,598 | 397 | 59 |
| TOTAL | 2,675 | 77 | 2,598 | 397 | 59 |
| MOTOR VEHICLE THEFT | | | | | |
| AUTOS | 284 | 43 | 241 | 53 | 5 |
| TRUCKS AND BUSES | 53 | | 53 | 21 | 3 |
| OTHER VEHICLES | 101 | | 101 | 13 | 2 |
| TOTAL | 438 | 43 | 395 | 87 | 10 |
| GRAND TOTAL | | | | 2,835 | 202 |

PROPERTY STOLEN BY CLASSIFICATION

| CLASSIFICATION OF OFFENSES | NUMBER ACTUAL OFFENSES | VALUE OF PROPERTY STOLEN | |
|---|------------------------------|--------------------------|------------------|
| MURDER/NONNEG MANSLAUGHTER | 9 | \$ | - |
| FORCIBLE RAPE | 52 | \$ | - |
| ROBBERY | | | |
| HIGHWAY (STREET, ALLEYS, ETC.) | 4 | \$ | 10,000 |
| COMMERCIAL HOUSE | 3 | \$ | 956 |
| GAS OR SERVICE STATION | | | |
| CONVENIENCE STORE | 4 | \$ | 1,000 |
| RESIDENCE | 13 | \$ | 6,675 |
| BANK | 1 | \$ | 21,526 |
| MISCELLANEOUS | 8 | \$ | 2,001 |
| TOTAL ROBBERY | 33 | \$ | 42,158 |
| BURGLARY | | | |
| RESIDENCE (DWELLING) | | | |
| NIGHT (6PM-6AM) | 493 | \$ | 282,502 |
| DAY (6AM-6PM) | 213 | \$ | 132,534 |
| UNKNOWN | | | |
| NON-RESIDENCE (STORE ETC.) | | | |
| NIGHT (6PM-6AM) | 322 | \$ | 80,460 |
| DAY (6AM-6PM) | 153 | \$ | 9,856 |
| UNKNOWN | | | |
| TOTAL BURGLARY | 1,181 | \$ | 505,352 |
| LARCENY-THEFT | | | |
| LARCENY BY VALUE (EX MOTOR VEHICLE) | | | |
| \$200 AND OVER | 574 | \$ | 1,437,636 |
| \$50 TO \$200 | 162 | \$ | 17,105 |
| UNDER \$50 | 1,862 | \$ | 2,584 |
| LARCENY BY TYPE | | | |
| POCKET-PICKING | 5 | \$ | 12,916 |
| PURSE-SNATCHING | 6 | \$ | 2,635 |
| SHOPLIFTING | 113 | \$ | 8,863 |
| FROM MOTOR VEHICLE | 446 | \$ | 132,546 |
| MOTOR VEHICLE PARTS & ACCESSORIES | 14 | \$ | 4,375 |
| BICYCLES | 34 | \$ | 4,954 |
| FROM BUILDING(EX C&H) | 1171 | \$ | 444,360 |
| FROM COIN-OP MACHINES | 2 | \$ | 420 |
| ALL OTHER | 807 | \$ | 846,256 |
| TOTAL LARCENY | 2,598 | 2598 \$ | 1,457,325 \$ |
| MOTOR VEHICLE THEFT | | | |
| MOTOR VEHICLE THEFT | 395 | \$ | 1,766,459 |
| STOLEN & RECOVERED LOCALLY | 106 | | |
| STOLEN LOCALLY & RECOVERED OTHER JURIS. | 8 | | |
| TOTAL LOCALLY STOLEN MOTOR VEHICLES | 114 | | |
| STOLEN OTHER JURIS. & RECOVERED LOCAL | | | |
| TOTAL | 395 | \$ | 1,766,459 |
| GRAND TOTAL | 4,268 | \$ | 3,771,294 |

PROPERTY STOLEN / RECOVERED BY TYPE

| TYPE OF PROPERTY | VALUE OF PROPERTY STOLEN | VALUE OF PROPERTY RECOVERED |
|------------------------------|--------------------------|-----------------------------|
| CURRENCY, NOTES, ETC. | \$ 301,697 | \$ 58,498 |
| JEWELRY & PRECIOUS METALS | \$ 239,943 | \$ 64,317 |
| CLOTHING AND FURS | \$ 13,209 | \$ 1,882 |
| LOCALLY STOLEN MOTOR VEHICLE | \$ 1,956,067 | \$ 1,409,984 |
| OFFICE EQUIPMENT | \$ 28,067 | |
| TV, RADIOS, CAMERAS, ETC. | \$ 131,042 | \$ 16,258 |
| FIREARMS | \$ 76,352 | \$ 15,918 |
| HOUSEHOLD GOODS | \$ 36,198 | \$ 6,435 |
| CONSUMABLE GOODS | \$ 30,150 | \$ 1,780 |
| LIVESTOCK | \$ 420 | |
| MISCELLANEOUS | \$ 958,149 | \$ 139,566 |
| GRAND TOTAL | \$ 3,771,294 | \$ 1,714,638 |

AGE, SEX, AND RACE OF PERSON ARRESTED
18 YEARS OF AGE AND OVER

| OFFENSE | UCR | SEX | AGE | | | | | | | | | | | | | TOTAL | RACE | | | | | | |
|-----------------------|-----|-----|-----|----|----|----|----|----|----|-------|-------|-------|-------|-------|-------|-------|-------|-------|-----|-----|-----|-----|-----|
| | | | 18 | 19 | 20 | 21 | 22 | 23 | 24 | 25-29 | 30-34 | 35-39 | 40-44 | 45-49 | 50-54 | | 55-59 | 60-64 | 65+ | WHT | BLK | IND | ASN |
| MURDER | 01a | M | | | 1 | | | | | | | | | | | 1 | | 2 | | | 2 | | |
| | | F | | | | | | | | | | | | | | | | | | | | | |
| MANSLAUGHTER/NEG | 01b | M | | | | | | | | | | | | | | | | | | | | | |
| | | F | | | | | | | | | | | | | | | | | | | | | |
| FORCIBLE RAPE | 02 | M | | 1 | 2 | | 1 | | 1 | 1 | | 1 | 1 | | | | 1 | 9 | 2 | | 7 | | |
| | | F | | | | | | | | | | | | | | | | | | | | | |
| ROBBERY | 03 | M | 1 | 5 | | 1 | | 2 | 2 | 3 | | | | | | | | 14 | 7 | | 7 | | |
| | | F | | | | | | | | | | | | | | | | | | | | | |
| AGGRAVATED ASSAULT | 04 | M | 9 | 12 | 7 | 13 | 14 | 16 | 7 | 54 | 32 | 28 | 21 | 17 | 22 | 12 | 4 | 4 | 272 | 131 | 3 | 135 | 3 |
| | | F | 1 | | 1 | 1 | 1 | 1 | 2 | 7 | 7 | 4 | 2 | 3 | 1 | 2 | 1 | | 34 | 17 | | 16 | 1 |
| BURGLARY | 05 | M | 22 | 16 | 8 | 12 | 7 | 7 | 1 | 11 | 8 | 5 | 3 | | | 1 | 1 | | 102 | 47 | 1 | 53 | 1 |
| | | F | | | | 1 | 1 | | | | | 1 | 1 | | | | | | 4 | 3 | | 1 | |
| LARCENY | 06 | M | 18 | 16 | 9 | 11 | 7 | 7 | 8 | 18 | 3 | 5 | 8 | 9 | 7 | 4 | 1 | 2 | 133 | 100 | 5 | 24 | 4 |
| | | F | 1 | 2 | 3 | 2 | 3 | 1 | 1 | 9 | 3 | 3 | 6 | 7 | 5 | 2 | | | 48 | 40 | 1 | 7 | |
| MOTOR VEHICLE THEFT | 07 | M | 4 | 4 | 3 | | 1 | | 1 | 8 | 4 | 2 | 2 | | 1 | | 1 | 31 | 19 | 1 | 11 | | |
| | | F | | | | | 1 | | | | 1 | 1 | 1 | | | | | 5 | 3 | | 2 | | |
| OTHER ASSAULTS | 08 | M | 11 | 8 | 11 | 22 | 16 | 15 | 14 | 71 | 64 | 49 | 60 | 45 | 25 | 17 | 4 | 2 | 434 | 206 | 4 | 218 | 6 |
| | | F | 8 | 5 | 2 | 3 | 8 | 2 | 6 | 20 | 18 | 11 | 14 | 9 | 7 | 6 | | | 119 | 50 | 1 | 68 | |
| ARSON | 09 | M | | | 1 | | | | | 3 | 1 | | | | | | | 5 | 2 | | 3 | | |
| | | F | | | | | | | | | | | | | | | | | | | | | |
| FORGERY | 10 | M | | | | | | | | 1 | | | | 1 | 1 | | | 3 | 2 | | 1 | | |
| | | F | | | | | | | | 1 | 1 | | | | | | | 2 | 1 | | 1 | | |
| FRAUD | 11 | M | | 2 | 4 | 2 | 2 | 2 | 2 | 5 | 10 | 3 | 7 | 3 | 4 | 1 | | 45 | 42 | 2 | 1 | | |
| | | F | | 1 | 2 | | 1 | | | 3 | 2 | | 1 | 1 | | | | 11 | 7 | 1 | 3 | | |
| EMBEZZLEMENT | 12 | M | | | | | | | | | | | | | | | | | | | | | |
| | | F | | | | | | | | | | | | | | | | | | | | | |
| STOLEN PROP | 13 | M | 1 | | | 1 | 1 | | | 1 | | | 1 | | | | | 5 | 2 | | 3 | | |
| | | F | | | | | | 1 | | | 1 | | | | | | | 2 | 1 | | 1 | | |
| VANDALISM | 14 | M | 14 | 5 | 9 | 8 | 10 | 11 | 6 | 38 | 17 | 15 | 9 | 10 | 2 | 3 | | 157 | 95 | 4 | 56 | 2 | |
| | | F | 2 | 3 | 1 | 5 | 2 | 1 | 2 | 12 | 4 | 8 | | 4 | 1 | 5 | 1 | 51 | 30 | | 21 | | |
| WEAPONS | 15 | M | 2 | 7 | 6 | 5 | 6 | 8 | 7 | 34 | 10 | 12 | 12 | 15 | 10 | 4 | 3 | 1 | 142 | 96 | 4 | 41 | 1 |
| | | F | | | | | 2 | | 2 | | 2 | 1 | | | | | | 5 | 3 | | 2 | | |
| PROSTITUTION | 16 | M | | | | | | | | | | | | | | | | | | | | | |
| | | F | | | | | | | | | | | | | | | | | | | | | |
| SEX OFFENSE | 17 | M | | 2 | 5 | | 3 | 2 | 1 | 1 | 8 | 7 | 2 | 1 | 4 | 1 | 3 | 40 | 24 | | 15 | 1 | |
| | | F | | | | | | | | | | | | | | | | | | | | | |
| DRUG/SALE/MANUFACTURE | 180 | M | 5 | 5 | 3 | 1 | 2 | 4 | 5 | 14 | 10 | 10 | 17 | 9 | 5 | 11 | 1 | 102 | 71 | 10 | 20 | 1 | |
| | | F | 1 | 2 | 1 | 1 | 2 | | 5 | 2 | 1 | 6 | 4 | 3 | 2 | 1 | 1 | 32 | 23 | | 9 | | |
| NARCOTICS | a | M | 1 | 2 | 2 | | | 1 | 2 | 5 | 1 | 6 | 4 | 5 | | 2 | | 31 | 22 | 5 | 4 | | |
| | | F | | | | 1 | 1 | | 1 | | | | 1 | 1 | | | | 5 | 5 | | | | |
| MARIJUANA | b | M | 3 | 2 | 1 | 1 | 2 | 1 | 3 | 6 | 5 | 3 | 7 | 2 | 4 | 9 | 1 | 50 | 30 | 5 | 15 | | |
| | | F | 1 | 2 | 1 | | | | 2 | 2 | 1 | 3 | 3 | 2 | 2 | 1 | 1 | 21 | 12 | | 9 | | |
| SYNTHETIC NARCOTICS | c | M | | | | | | | 2 | | 1 | 4 | 2 | | | | 9 | 9 | | | | | |
| | | F | | | | | | | 2 | | | 2 | | | | | 4 | 4 | | | | | |
| OTHER NON-NARCOTICS | d | M | 1 | 1 | | | 2 | | 1 | 4 | | 2 | | 1 | | | 12 | 10 | | 1 | 1 | | |
| | | F | | | | | 1 | | | | | 1 | | | | | 2 | 2 | | | | | |
| DRUG/POSSESSION | 185 | M | 17 | 20 | 17 | 11 | 15 | 11 | 9 | 52 | 24 | 19 | 11 | 11 | 7 | 5 | 2 | 231 | 174 | 13 | 44 | | |
| | | F | 3 | 7 | 3 | 4 | 2 | 2 | 2 | 7 | 3 | 1 | 1 | 2 | 2 | | | 39 | 34 | | 5 | | |
| NARCOTICS | e | M | | | 1 | 2 | 4 | 1 | 1 | 6 | 2 | | 1 | | 1 | | 19 | 16 | 2 | 1 | | | |
| | | F | | 1 | | | | | 1 | | | | 1 | 2 | | | 5 | 5 | | | | | |
| MARIJUANA | f | M | 16 | 20 | 15 | 7 | 11 | 9 | 7 | 43 | 19 | 17 | 9 | 9 | 4 | 5 | 2 | 193 | 140 | 10 | 43 | | |
| | | F | 3 | 6 | 2 | 4 | 2 | 2 | 1 | 5 | 2 | 1 | 1 | 1 | | | | 30 | 26 | | 4 | | |
| SYNTHETIC NARCOTICS | g | M | 1 | | | 1 | | | | | 1 | | | 1 | | | 4 | 4 | | | | | |
| | | F | | | | | | | | 1 | | | | | | | 1 | 1 | | | | | |
| OTHER NON-NARCOTICS | h | M | | 1 | 1 | | 1 | 1 | 3 | 2 | 2 | 1 | 1 | 2 | | | 15 | 14 | 1 | | | | |
| | | F | | 1 | | | | 1 | 1 | | | | | | | | 3 | 2 | | 1 | | | |

AGE, SEX, AND RACE OF PERSON ARRESTED
18 YEARS OF AGE AND OVER

| OFFENSE | UCR | SEX | AGE | | | | | | | | | | | | | | RACE | | | | | | | |
|--------------------|-----|-----|------------|------------|------------|------------|------------|------------|------------|-------------|------------|------------|------------|------------|------------|------------|-----------|-----------|-------------|-------------|------------|-------------|-----------|--|
| | | | 18 | 19 | 20 | 21 | 22 | 23 | 24 | 25 | 30 | 35 | 40 | 45 | 50 | 55 | 60 | 65+ | TOTAL | WHT | BLK | IND | ASN | |
| GAMBLING | 19 | M | | | | | | | | | | | | | | | | | | | | | | |
| | | F | | | | | | | | | | | | | | | | | | | | | | |
| BOOKMAKING | a | M | | | | | | | | | | | | | | | | | | | | | | |
| | | F | | | | | | | | | | | | | | | | | | | | | | |
| NUMBERS | b | M | | | | | | | | | | | | | | | | | | | | | | |
| | | F | | | | | | | | | | | | | | | | | | | | | | |
| OTHER GAMBLING | c | M | | | | | | | | | | | | | | | | | | | | | | |
| | | F | | | | | | | | | | | | | | | | | | | | | | |
| FAMILY/CHILD | 20 | M | 1 | 4 | 2 | 3 | 3 | 1 | 1 | 7 | 4 | 7 | 5 | 5 | | 1 | | 44 | 28 | 1 | 13 | 2 | | |
| | | F | | 2 | 1 | 1 | 2 | | | 5 | 5 | 8 | 6 | 2 | | | | 32 | 17 | | 14 | 1 | | |
| DWI | 21 | M | 24 | 26 | 30 | 45 | 42 | 44 | 45 | 170 | 103 | 97 | 117 | 124 | 95 | 42 | 16 | 12 | 1032 | 860 | 20 | 144 | 8 | |
| | | F | 9 | 7 | 7 | 19 | 14 | 11 | 15 | 57 | 37 | 38 | 34 | 37 | 18 | 12 | 1 | 1 | 317 | 252 | 5 | 59 | 1 | |
| LIQUOR LAWS | 22 | M | 20 | 25 | 21 | 6 | 8 | 8 | 4 | 17 | 9 | 6 | 7 | 9 | 8 | 3 | 1 | 3 | 155 | 63 | | 91 | 1 | |
| | | F | 3 | 5 | 8 | 5 | 3 | 4 | 1 | 6 | 7 | 4 | 4 | 3 | 5 | 4 | | | 62 | 8 | | 53 | 1 | |
| DRUNKENNESS | 23 | M | | | | | | | 1 | | 3 | 2 | | | | | | 6 | 4 | | 2 | | | |
| | | F | | | | | | | | | | | | | | | | | | | | | | |
| DISORDERLY CONDUCT | 24 | M | 2 | 1 | 6 | 3 | 3 | 6 | 6 | 18 | 17 | 7 | 7 | 10 | 2 | 6 | | 96 | 65 | 2 | 27 | 2 | | |
| | | F | 2 | 2 | 1 | 2 | 3 | 1 | | 4 | 5 | | 4 | 3 | | | | 27 | 10 | 1 | 16 | | | |
| VAGRANCY | 25 | M | | | | | | | | | | | | | | | | | | | | | | |
| | | F | | | | | | | | | | | | | | | | | | | | | | |
| ALL OTHER | 26 | M | 103 | 109 | 129 | 112 | 106 | 108 | 90 | 375 | 228 | 190 | 193 | 156 | 137 | 68 | 43 | 42 | 2189 | 1583 | 78 | 510 | 18 | |
| | | F | 47 | 40 | 32 | 36 | 23 | 29 | 17 | 94 | 71 | 59 | 58 | 58 | 17 | 14 | 7 | 13 | 615 | 418 | 20 | 164 | 13 | |
| SUSPICION | 27 | M | | | | | | | | | | | | | | | | | | | | | | |
| | | F | | | | | | | | | | | | | | | | | | | | | | |
| TOTAL BY SEX | | M | 254 | 266 | 272 | 258 | 247 | 252 | 210 | 903 | 552 | 466 | 485 | 425 | 331 | 178 | 78 | 72 | 5249 | 3623 | 148 | 1428 | 50 | |
| | | F | 77 | 74 | 62 | 82 | 63 | 59 | 46 | 229 | 168 | 141 | 137 | 134 | 60 | 47 | 11 | 15 | 1405 | 917 | 29 | 442 | 17 | |
| GRAND TOTAL | | | 331 | 340 | 334 | 340 | 310 | 311 | 256 | 1132 | 720 | 607 | 622 | 559 | 391 | 225 | 89 | 87 | 6654 | 4540 | 177 | 1870 | 67 | |

AGE, SEX, AND RACE OF PERSON ARRESTED
UNDER 18 YEARS OF AGE

| OFFENSE | UCR | SEX | AGE | | | | | TOTAL UNDER 18 | RACE | | | | |
|-------------------------|-----|-----|-----------|-----------|-----------|-----------|------------|----------------|------------|------------|-----------|------------|----------|
| | | | UND 10 | 10-12 | 13-14 | 15 | 16 | | 17 | WHT | BLK | IND | ASN |
| DRUGS/POSSESSION | 185 | M | | | | 1 | 1 | 11 | 13 | 11 | 1 | 1 | |
| | | F | | | 2 | | 1 | 1 | 4 | 3 | | 1 | |
| NARCOTICS | e | M | | | | | | | | | | | |
| | | F | | | | | | | | | | | |
| MARIJUANA | f | M | | | | 1 | 1 | 11 | 13 | 11 | 1 | 1 | |
| | | F | | | 2 | | 1 | 1 | 4 | 3 | | 1 | |
| SYNTHETIC NARCOTICS | g | M | | | | | | | | | | | |
| | | F | | | | | | | | | | | |
| OTHER NON-NARCOTICS | h | M | | | | | | | | | | | |
| | | F | | | | | | | | | | | |
| GAMBLING | 19 | M | | | | | | | | | | | |
| | | F | | | | | | | | | | | |
| BOOKMAKING | a | M | | | | | | | | | | | |
| | | F | | | | | | | | | | | |
| NUMBERS | b | M | | | | | | | | | | | |
| | | F | | | | | | | | | | | |
| OTHER GAMBLING | c | M | | | | | | | | | | | |
| | | F | | | | | | | | | | | |
| FAMILY/CHILD | 20 | M | | | | | | | | | | | |
| | | F | | | | | | | | | | | |
| DRIVING INFLUENCE | 21 | M | | | | 1 | 2 | 9 | 12 | 10 | | 2 | |
| | | F | | | | | | 4 | 4 | 3 | | 1 | |
| LIQUOR LAWS | 22 | M | | | 1 | 2 | 4 | 4 | 11 | 6 | | 5 | |
| | | F | | | | | 3 | 1 | 4 | 2 | 1 | 1 | |
| DRUNKENNESS | 23 | M | | | | | | | | | | | |
| | | F | | | | | | | | | | | |
| DISORDERLY CONDUCT | 24 | M | | 1 | | | | 2 | 3 | 1 | | 1 | 1 |
| | | F | | | | | | | | | | | |
| VAGRANCY | 25 | M | | | | | | | | | | | |
| | | F | | | | | | | | | | | |
| ALL OTHER | 26 | M | 2 | 3 | 7 | 11 | 39 | 65 | 127 | 97 | 4 | 25 | 1 |
| | | F | | | 1 | 10 | 22 | 26 | 59 | 44 | 1 | 12 | 2 |
| CURFEW | 28 | M | | | | | | | | | | | |
| | | F | | | | | | | | | | | |
| RUN-AWAYS | 29 | M | | | | | | | | | | | |
| | | F | | | | | | | | | | | |
| TOTAL BY SEX | | M | 21 | 15 | 65 | 50 | 84 | 146 | 381 | 226 | 15 | 135 | 5 |
| | | F | 3 | 2 | 10 | 19 | 42 | 44 | 120 | 85 | 3 | 30 | 2 |
| GRAND TOTAL | | | 24 | 17 | 75 | 69 | 126 | 190 | 501 | 311 | 18 | 165 | 7 |

ARSON OFFENSES KNOWN TO LAW ENFORCEMENT

| 1 PROPERTY CLASSIFICATION | 2 Offenses Report/ Known (Include Unfounded and Attempts) | 3 Unfounded, i.e. False/Baseless Complaints | 4 Actual Offenses (Col. 2-Col. 3 (+ Attempts)) | 5 Total Cleared by Arrest or Except. Means (+Column 6) | 6 Number of Clearances Involving Only Persons Under 18 Yrs. of Age | 7 Normally Unused Structures | 8 Estd Value of Property Damage |
|--------------------------------|---|--|---|---|---|---------------------------------|------------------------------------|
| STRUCTURE | | | | | | | |
| A. SINGLE OCCUPANT RESIDENT | 16 | | 16 | 6 | | 3 | \$ 397,402 |
| B. OTHER RESIDENTIAL | | | | | | | |
| C. STORAGE | | | | | | | |
| D. INDUSTRIAL/MANUFACTURE | 3 | | 3 | 1 | | 2 | \$ 450,000 |
| E. OTHER COMMERCIAL | 1 | | 1 | | | | |
| F. COMMUNITY/PUBLIC | 3 | | 3 | 1 | | | \$ 11,500 |
| G. ALL OTHER STRUCTURES | | | | | | | |
| TOTAL | 23 | | 23 | 8 | | 5 | \$ 858,902 |
| MOBILE | | | | | | | |
| H. MOTOR VEHICLES | 9 | | 9 | 3 | | 8 | \$ 43,000 |
| I. OTHER MOBILE PROPERTY | 2 | | 2 | | | | |
| TOTAL | 11 | | 11 | 3 | | 8 | \$ 43,000 |
| OTHER | | | | | | | |
| J. CROPS, TIMBER, FENCES, ETC. | 6 | | 6 | | | 2 | \$ 3,000 |
| TOTAL | 6 | | 6 | | | 2 | \$ 3,000 |
| GRAND TOTAL | 40 | | 40 | 11 | | 15 | \$ 904,902 |

LAW ENFORCEMENT OFFICERS KILLED OR ASSAULTED

| TYPE OF ACTIVITY | TOTAL ASSAULTS BY WEAPON | TYPE OF WEAPON | | | | | TYPE OF ASSIGNMENT | | | | | | POLICE ASSAULT CLEARED |
|-------------------------------|--------------------------|----------------|-----------------------|---------------------|------------------|-------------|--------------------|----------|----------------|--------|-------|-----------|------------------------|
| | | FIRE ARM | KNIFE OTHER CUT INSTR | OTHER DANGER WEAPON | HANDS FISTS FEET | TWO MAN VEH | ONE MAN VEHICLE | | SPECIAL ASSIGN | | OTHER | | |
| | | | | | | | ALONE | ASSIST | ALONE | ASSIST | ALONE | ASSIST | |
| A | B | C | D | E | F | G | H | I | J | K | L | M | |
| 1. RESPOND DISTURBANCE CALL | 10 | 4 | 4 | 2 | | 2 | | | | | | 8 | 2 |
| 2. BURGLARY IN PROGRESS | | | | | | | | | | | | | |
| 3. ROBBERY IN PROGRESS | | | | | | | | | | | | | |
| 4. ATTEMPT OTHER ARREST | 1 | | | 1 | | | | | | | | 1 | |
| 5. CIVIL DISORDER | | | | | | | | | | | | | |
| 6. HANDLE/TRANSORT PRISONER | | | | | | | | | | | | | |
| 7. INVESTIGATE SUS PERSON/CIR | 2 | 1 | | | 1 | | 1 | 1 | | | | | 1 |
| 8. AMBUSH - NO WARNING | | | | | | | | | | | | | |
| 9. MENTALLY DERANGED | 7 | 7 | | | | | | 4 | | | | 3 | 3 |
| 10. TRAFFIC PURSUIT/STOPS | | | | | | | | | | | | | |
| 11. ALL OTHER | 3 | | 2 | 1 | | 3 | | | | | | | |
| 12. TOTAL (1-11) | 23 | 12 | 6 | 4 | 1 | 5 | 1 | 5 | | | | 12 | 6 |
| 13. NUMBER WITH INJURY | 1 | | | 1 | | | | | | | | | |
| 14. NUMBER WITHOUT INJURY | 22 | 12 | 6 | 3 | 1 | | | | | | | | |
| 15. TIME OF ASSAULTS | 12 AM | 2 AM | 4 AM | 6 AM | 8 AM | 10 AM | NOON | 2 PM | 4 PM | 6 PM | 8 PM | 10 PM | UNK |
| | 4 | 3 | 1 | | 4 | | | 1 | 1 | 1 | 1 | 7 | |

THIS PAGE INTENTIONALLY LEFT BLANK

OFFENSES KNOWN TO LAW ENFORCEMENT

| CLASSIFICATION OF OFFENSES | OFFENSES REPORTED OR KNOWN | UNFOUNDED FALSE OR BASELESS | NUMBER OF ACTUAL OFFENSES | ** OFFENSES CLEARED ** BY ARREST OR EXCEPTION | |
|-------------------------------|----------------------------|-----------------------------|---------------------------|--|----------------|
| | | | | TOTAL | JUVENILES ONLY |
| CRIMINAL HOMICIDE | | | | | |
| MURDER/NONNEG MANSLAUGHTER | | | | | |
| MANSLAUGHTER BY NEGLIGENCE | | | | | |
| TOTAL | | | | | |
| FORCIBLE RAPE | | | | | |
| RAPE BY FORCE | | | | | |
| ATTEMPTED FORCIBLE RAPE | | | | | |
| TOTAL | | | | | |
| ROBBERY | | | | | |
| FIREARM | | | | | |
| KNIFE/CUTTING INSTRUMENT | | | | | |
| OTHER DANGEROUS WEAPON | | | | | |
| STRONG-ARM (HANDS, FISTS) | | | | | |
| TOTAL | | | | | |
| ASSAULT | | | | | |
| FIREARM | | | | | |
| KNIFE OR CUTTING INSTRUMENT | | | | | |
| OTHER DANGEROUS WEAPON | | | | | |
| HANDS, FIST, FEET, AGGRAVATED | | | | | |
| OTHER ASSAULTS - SIMPLE | 5 | | 5 | 5 | |
| TOTAL | 5 | | 5 | 5 | |
| BURGLARY | | | | | |
| FORCIBLE ENTRY | | | | | |
| UNLAWFUL ENTRY - NO FORCE | | | | | |
| ATTEMPTED FORCIBLE ENTRY | | | | | |
| TOTAL | | | | | |
| LARCENY-THEFT | | | | | |
| THEFT (EX MOTOR VEHICLE) | 5 | | 5 | | |
| TOTAL | 5 | | 5 | | |
| MOTOR VEHICLE THEFT | | | | | |
| AUTOS | | | | | |
| TRUCKS AND BUSES | | | | | |
| OTHER VEHICLES | | | | | |
| TOTAL | | | | | |
| GRAND TOTAL | 10 | | 10 | 5 | |

PROPERTY STOLEN BY CLASSIFICATION

| CLASSIFICATION OF OFFENSES | NUMBER ACTUAL OFFENSES | VALUE OF PROPERTY STOLEN |
|---|------------------------------|--------------------------|
| MURDER/NONNEG MANSLAUGHTER | | \$ - |
| FORCIBLE RAPE | | \$ - |
| ROBBERY | | |
| HIGHWAY (STREET, ALLEYS, ETC.) | | |
| COMMERCIAL HOUSE | | |
| GAS OR SERVICE STATION | | |
| CONVENIENCE STORE | | |
| RESIDENCE | | |
| BANK | | |
| MISCELLANEOUS | | |
| TOTAL ROBBERY | | \$ - |
| BURGLARY | | |
| RESIDENCE (DWELLING) | | |
| NIGHT (6PM-6AM) | | |
| DAY (6AM-6PM) | | |
| UNKNOWN | | |
| NON-RESIDENCE (STORE ETC.) | | |
| NIGHT (6PM-6AM) | | |
| DAY (6AM-6PM) | | |
| UNKNOWN | | |
| TOTAL BURGLARY | | \$ - |
| LARCENY-THEFT | | |
| LARCENY BY VALUE (EX MOTOR VEHICLE) | | |
| \$200 AND OVER | | |
| \$50 TO \$200 | | |
| UNDER \$50 | 1 | |
| LARCENY BY TYPE | | |
| POCKET-PICKING | | |
| PURSE-SNATCHING | | |
| SHOPLIFTING | | |
| FROM MOTOR VEHICLE | | |
| MOTOR VEHICLE PARTS & ACCESSORIES | | |
| BICYCLES | | |
| FROM BUILDING(EX C&H) | | |
| FROM COIN-OP MACHINES | | |
| ALL OTHER | 1 | |
| TOTAL LARCENY | 1 | 1 \$ - \$ - |
| MOTOR VEHICLE THEFT | | |
| MOTOR VEHICLE THEFT | | |
| STOLEN & RECOVERED LOCALLY | | |
| STOLEN LOCALLY & RECOVERED OTHER JURIS. | | |
| TOTAL LOCALLY STOLEN MOTOR VEHICLES | | |
| STOLEN OTHER JURIS. & RECOVERED LOCAL | | |
| TOTAL | | \$ - |
| GRAND TOTAL | 1 | \$ - |

PROPERTY STOLEN / RECOVERED BY TYPE

| TYPE OF PROPERTY | VALUE OF PROPERTY STOLEN | VALUE OF PROPERTY RECOVERED |
|------------------------------|--------------------------|-----------------------------|
| CURRENCY, NOTES, ETC. | | |
| JEWELRY & PRECIOUS METALS | | |
| CLOTHING AND FURS | | |
| LOCALLY STOLEN MOTOR VEHICLE | | |
| OFFICE EQUIPMENT | | |
| TV, RADIOS, CAMERAS, ETC. | | |
| FIREARMS | | |
| HOUSEHOLD GOODS | | |
| CONSUMABLE GOODS | | |
| LIVESTOCK | | |
| MISCELLANEOUS | | |
| GRAND TOTAL | \$ - | \$ - |

AGE, SEX, AND RACE OF PERSON ARRESTED
UNDER 18 YEARS OF AGE

| OFFENSE | UCR | SEX | AGE | | | | | | TOTAL UNDER 18 | RACE | | | |
|------------------------------|-----|-----|--------|-------|-------|----|----|----|----------------|------|-----|-----|-----|
| | | | UND 10 | 10-12 | 13-14 | 15 | 16 | 17 | | WHT | BLK | IND | ASN |
| MURDER | 01a | M | | | | | | | | | | | |
| | | F | | | | | | | | | | | |
| MANSLAUGHTER | 01b | M | | | | | | | | | | | |
| | | F | | | | | | | | | | | |
| FORCIBLE RAPE | 02 | M | | | | | | | | | | | |
| | | F | | | | | | | | | | | |
| ROBBERY | 03 | M | | | | | | | | | | | |
| | | F | | | | | | | | | | | |
| AGGRAVATED ASSAULT | 04 | M | | | | | | | | | | | |
| | | F | | | | | | | | | | | |
| BURGLARY | 05 | M | | | | | | | | | | | |
| | | F | | | | | | | | | | | |
| LARCENY | 06 | M | | | | | | | | | | | |
| | | F | | | | | | | | | | | |
| MOTOR THEFT | 07 | M | | | | | | | | | | | |
| | | F | | | | | | | | | | | |
| OTHER ASSAULTS | 08 | M | | | | | | | | | | | |
| | | F | | | | | | | | | | | |
| ARSON | 09 | M | | | | | | | | | | | |
| | | F | | | | | | | | | | | |
| FORGERY | 10 | M | | | | | | | | | | | |
| | | F | | | | | | | | | | | |
| FRAUD | 11 | M | | | | | | | | | | | |
| | | F | | | | | | | | | | | |
| EMBEZZLEMENT | 12 | M | | | | | | | | | | | |
| | | F | | | | | | | | | | | |
| STOLEN PROPERTY | 13 | M | | | | | | | | | | | |
| | | F | | | | | | | | | | | |
| VANDALISM | 14 | M | | | | | | | | | | | |
| | | F | | | | | | | | | | | |
| WEAPONS | 15 | M | | | | | | | | | | | |
| | | F | | | | | | | | | | | |
| PROSTITUTION | 16 | M | | | | | | | | | | | |
| | | F | | | | | | | | | | | |
| SEX OFFENSES | 17 | M | | | | | | | | | | | |
| | | F | | | | | | | | | | | |
| DRUG/SALE/MANUFACTURE | 180 | M | | | | | | | | | | | |
| | | F | | | | | | | | | | | |
| NARCOTICS | a | M | | | | | | | | | | | |
| | | F | | | | | | | | | | | |
| MARIJUANA | b | M | | | | | | | | | | | |
| | | F | | | | | | | | | | | |
| SYNTHETIC NARCOTICS | c | M | | | | | | | | | | | |
| | | F | | | | | | | | | | | |
| OTHER NON-NARCOTICS | d | M | | | | | | | | | | | |
| | | F | | | | | | | | | | | |

AGE, SEX, AND RACE OF PERSON ARRESTED
UNDER 18 YEARS OF AGE

| OFFENSE | UCR | SEX | AGE | | | | | TOTAL UNDER 18 | RACE | | | |
|-------------------------|-----|-----|--------|-------|-------|----|----|----------------|------|-----|-----|-----|
| | | | UND 10 | 10-12 | 13-14 | 15 | 16 | | 17 | WHT | BLK | IND |
| DRUGS/POSSESSION | 185 | M | | | | | | | | | | |
| | | F | | | | | | | | | | |
| NARCOTICS | e | M | | | | | | | | | | |
| | | F | | | | | | | | | | |
| MARIJUANA | f | M | | | | | | | | | | |
| | | F | | | | | | | | | | |
| SYNTHETIC NARCOTICS | g | M | | | | | | | | | | |
| | | F | | | | | | | | | | |
| OTHER NON-NARCOTICS | h | M | | | | | | | | | | |
| | | F | | | | | | | | | | |
| GAMBLING | 19 | M | | | | | | | | | | |
| | | F | | | | | | | | | | |
| BOOKMAKING | a | M | | | | | | | | | | |
| | | F | | | | | | | | | | |
| NUMBERS | b | M | | | | | | | | | | |
| | | F | | | | | | | | | | |
| OTHER GAMBLING | c | M | | | | | | | | | | |
| | | F | | | | | | | | | | |
| FAMILY/CHILD | 20 | M | | | | | | | | | | |
| | | F | | | | | | | | | | |
| DRIVING INFLUENCE | 21 | M | | | | | | | | | | |
| | | F | | | | | | | | | | |
| LIQUOR LAWS | 22 | M | | | | | | | | | | |
| | | F | | | | | | | | | | |
| DRUNKENNESS | 23 | M | | | | | | | | | | |
| | | F | | | | | | | | | | |
| DISORDERLY CONDUCT | 24 | M | | | | | | | | | | |
| | | F | | | | | | | | | | |
| VAGRANCY | 25 | M | | | | | | | | | | |
| | | F | | | | | | | | | | |
| ALL OTHER | 26 | M | | | | | | | | | | |
| | | F | | | | | | | | | | |
| CURFEW | 28 | M | | | | | | | | | | |
| | | F | | | | | | | | | | |
| RUN-AWAYS | 29 | M | | | | | | | | | | |
| | | F | | | | | | | | | | |
| TOTAL BY SEX | | M | | | | | | | | | | |
| | | F | | | | | | | | | | |
| GRAND TOTAL | | | | | | | | | | | | |

ARSON OFFENSES KNOWN TO LAW ENFORCEMENT

| 1 PROPERTY CLASSIFICATION | 2 Offenses Report/ Known (Include Unfounded and Attempts) | 3 Unfounded, I.e. False/Baseless Complaints | 4 Actual Offenses (Col. 2-Col. 3 (+ Attempts)) | 5 Total Cleared by Arrest or Except. Means (+Column 6) | 6 Number of Clearances Involving Only Persons Under 18 Yrs. of Age | 7 Normally Unused Structures | 8 Estd Value of Property Damage |
|--------------------------------|--|--|---|---|---|---------------------------------|------------------------------------|
| STRUCTURE | | | | | | | |
| A. SINGLE OCCUPANT RESIDENT | | | | | | | |
| B. OTHER RESIDENTIAL | | | | | | | |
| C. STORAGE | | | | | | | |
| D. INDUSTRIAL/MANUFACTURE | | | | | | | |
| E. OTHER COMMERCIAL | | | | | | | |
| F. COMMUNITY/PUBLIC | | | | | | | |
| G. ALL OTHER STRUCTURES | | | | | | | |
| TOTAL | | | | | | | \$ - |
| MOBILE | | | | | | | |
| H. MOTOR VEHICLES | | | | | | | |
| I. OTHER MOBILE PROPERTY | | | | | | | |
| TOTAL | | | | | | | \$ - |
| OTHER | | | | | | | |
| J. CROPS, TIMBER, FENCES, ETC. | | | | | | | |
| TOTAL | | | | | | | \$ - |
| GRAND TOTAL | | | | | | | \$ - |

LAW ENFORCEMENT OFFICERS KILLED OR ASSAULTED

| TYPE OF ACTIVITY | TOTAL ASSAULTS BY WEAPON | TYPE OF WEAPON | | | | | TYPE OF ASSIGNMENT | | | | | | POLICE ASSAULT CLEARED |
|-------------------------------|--------------------------|----------------|-----------------|---------------------|------------------|-------------|--------------------|--------|----------------|--------|-------|--------|------------------------|
| | | FIRE ARM | KNIFE CUT INSTR | OTHER DANGER WEAPON | HANDS FISTS FEET | TWO MAN VEH | ONE MAN VEHICLE | | SPECIAL ASSIGN | | OTHER | | |
| | | | | | | | ALONE | ASSIST | ALONE | ASSIST | ALONE | ASSIST | |
| A | B | C | D | E | F | G | H | I | J | K | L | M | |
| 1. RESPOND DISTURBANCE CALL | | | | | | | | | | | | | |
| 2. BURGLARY IN PROGRESS | | | | | | | | | | | | | |
| 3. ROBBERY IN PROGRESS | | | | | | | | | | | | | |
| 4. ATTEMPT OTHER ARREST | | | | | | | | | | | | | |
| 5. CIVIL DISORDER | | | | | | | | | | | | | |
| 6. HANDLE/TRANSORT PRISONER | | | | | | | | | | | | | |
| 7. INVESTIGATE SUS PERSON/CIR | | | | | | | | | | | | | |
| 8. AMBUSH - NO WARNING | | | | | | | | | | | | | |
| 9. MENTALLY DERANGED | | | | | | | | | | | | | |
| 10. TRAFFIC PURSUIT/STOPS | | | | | | | | | | | | | |
| 11. ALL OTHER | | | | | | | | | | | | | |
| 12. TOTAL (1-11) | | | | | | | | | | | | | |
| 13. NUMBER WITH INJURY | | | | | | | | | | | | | |
| 14. NUMBER WITHOUT INJURY | | | | | | | | | | | | | |
| 15. TIME OF ASSAULTS | 12 AM | 2 AM | 4 AM | 6 AM | 8 AM | 10 AM | NOON | 2 PM | 4 PM | 6 PM | 8 PM | 10 PM | UNK |

THIS PAGE INTENTIONALLY LEFT BLANK

OFFENSES KNOWN TO LAW ENFORCEMENT

| CLASSIFICATION OF OFFENSES | OFFENSES REPORTED OR KNOWN | UNFOUNDED FALSE OR BASELESS | NUMBER OF ACTUAL OFFENSES | ** OFFENSES CLEARED ** BY ARREST OR EXCEPTION | |
|-------------------------------|----------------------------|-----------------------------|---------------------------|---|----------------|
| | | | | TOTAL | JUVENILES ONLY |
| CRIMINAL HOMICIDE | | | | | |
| MURDER/NONNEG MANSLAUGHTER | | | | | |
| MANSLAUGHTER BY NEGLIGENCE | | | | | |
| TOTAL | | | | | |
| FORCIBLE RAPE | | | | | |
| RAPE BY FORCE | | | | | |
| ATTEMPTED FORCIBLE RAPE | | | | | |
| TOTAL | | | | | |
| ROBBERY | | | | | |
| FIREARM | | | | | |
| KNIFE/CUTTING INSTRUMENT | | | | | |
| OTHER DANGEROUS WEAPON | | | | | |
| STRONG-ARM (HANDS, FISTS) | | | | | |
| TOTAL | | | | | |
| ASSAULT | | | | | |
| FIREARM | 1 | | 1 | | |
| KNIFE OR CUTTING INSTRUMENT | | | | | |
| OTHER DANGEROUS WEAPON | | | | | |
| HANDS, FIST, FEET, AGGRAVATED | | | | | |
| OTHER ASSAULTS - SIMPLE | 7 | 2 | 5 | 2 | |
| TOTAL | 8 | 2 | 6 | 2 | |
| BURGLARY | | | | | |
| FORCIBLE ENTRY | | | | | |
| UNLAWFUL ENTRY - NO FORCE | 2 | | 2 | 1 | |
| ATTEMPTED FORCIBLE ENTRY | | | | | |
| TOTAL | 2 | | 2 | 1 | |
| LARCENY-THEFT | | | | | |
| THEFT (EX MOTOR VEHICLE) | 54 | 1 | 53 | 5 | |
| TOTAL | 54 | 1 | 53 | 5 | |
| MOTOR VEHICLE THEFT | | | | | |
| AUTOS | 5 | | 5 | | |
| TRUCKS AND BUSES | | | | | |
| OTHER VEHICLES | | | | | |
| TOTAL | 5 | | 5 | | |
| GRAND TOTAL | 69 | 3 | 66 | 8 | |

PROPERTY STOLEN BY CLASSIFICATION

| CLASSIFICATION OF OFFENSES | NUMBER ACTUAL OFFENSES | VALUE OF PROPERTY STOLEN |
|---|------------------------------|--------------------------|
| MURDER/NONNEG MANSLAUGHTER | | \$ - |
| FORCIBLE RAPE | | \$ - |
| ROBBERY | | |
| HIGHWAY (STREET, ALLEYS, ETC.) | | |
| COMMERCIAL HOUSE | | |
| GAS OR SERVICE STATION | | |
| CONVENIENCE STORE | | |
| RESIDENCE | | |
| BANK | | |
| MISCELLANEOUS | | |
| TOTAL ROBBERY | | \$ - |
| BURGLARY | | |
| RESIDENCE (DWELLING) | | |
| NIGHT (6PM-6AM) | | |
| DAY (6AM-6PM) | | |
| UNKNOWN | | |
| NON-RESIDENCE (STORE ETC.) | | |
| NIGHT (6PM-6AM) | 1 | |
| DAY (6AM-6PM) | 1 | \$ 1,780 |
| UNKNOWN | | |
| TOTAL BURGLARY | 2 | \$ 1,780 |
| LARCENY-THEFT | | |
| LARCENY BY VALUE (EX MOTOR VEHICLE) | | |
| \$200 AND OVER | 23 | \$ 92,819 |
| \$50 TO \$200 | 8 | \$ 2,233 |
| UNDER \$50 | 23 | \$ 315 |
| LARCENY BY TYPE | | |
| POCKET-PICKING | | |
| PURSE-SNATCHING | | |
| SHOPLIFTING | 1 | \$ 32 |
| FROM MOTOR VEHICLE | 4 | \$ 1,600 |
| MOTOR VEHICLE PARTS & ACCESSORIES | | |
| BICYCLES | | |
| FROM BUILDING(EX C&H) | 29 | \$ 51,624 |
| FROM COIN-OP MACHINES | | |
| ALL OTHER | 20 | \$ 42,111 |
| TOTAL LARCENY | 54 | \$ 95,367 |
| MOTOR VEHICLE THEFT | | |
| MOTOR VEHICLE THEFT | 5 | \$ 66,905 |
| STOLEN & RECOVERED LOCALLY | | |
| STOLEN LOCALLY & RECOVERED OTHER JURIS. | | |
| TOTAL LOCALLY STOLEN MOTOR VEHICLES | | |
| STOLEN OTHER JURIS. & RECOVERED LOCAL | | |
| TOTAL | 5 | \$ 66,905 |
| GRAND TOTAL | 61 | \$ 164,052 |

PROPERTY STOLEN / RECOVERED BY TYPE

| TYPE OF PROPERTY | VALUE OF PROPERTY STOLEN | VALUE OF PROPERTY RECOVERED |
|------------------------------|--------------------------|-----------------------------|
| CURRENCY, NOTES, ETC. | \$ 14,526 | \$ 517 |
| JEWELRY & PRECIOUS METALS | \$ 17,350 | |
| CLOTHING AND FURS | \$ 9,467 | |
| LOCALLY STOLEN MOTOR VEHICLE | \$ 66,905 | \$ 30,000 |
| OFFICE EQUIPMENT | \$ 860 | |
| TV, RADIOS, CAMERAS, ETC. | \$ 7,264 | \$ 1,780 |
| FIREARMS | \$ 550 | |
| HOUSEHOLD GOODS | | |
| CONSUMABLE GOODS | | |
| LIVESTOCK | | |
| MISCELLANEOUS | \$ 47,130 | \$ 522 |
| GRAND TOTAL | \$ 164,052 | \$ 32,819 |

AGE, SEX, AND RACE OF PERSON ARRESTED
UNDER 18 YEARS OF AGE

| OFFENSE | UCR | SEX | AGE | | | | | TOTAL UNDER 18 | RACE | | | |
|------------------------------|-----|-----|--------|-------|-------|----|----|----------------|------|-----|-----|-----|
| | | | UND 10 | 10-12 | 13-14 | 15 | 16 | | 17 | WHT | BLK | IND |
| MURDER | 01a | M | | | | | | | | | | |
| | | F | | | | | | | | | | |
| MANSLAUGHTER | 01b | M | | | | | | | | | | |
| | | F | | | | | | | | | | |
| FORCIBLE RAPE | 02 | M | | | | | | | | | | |
| | | F | | | | | | | | | | |
| ROBBERY | 03 | M | | | | | | | | | | |
| | | F | | | | | | | | | | |
| AGGRAVATED ASSAULT | 04 | M | | | | | | | | | | |
| | | F | | | | | | | | | | |
| BURGLARY | 05 | M | | | | | | | | | | |
| | | F | | | | | | | | | | |
| LARCENY | 06 | M | | | | | | | | | | |
| | | F | | | | | | | | | | |
| MOTOR THEFT | 07 | M | | | | | | | | | | |
| | | F | | | | | | | | | | |
| OTHER ASSAULTS | 08 | M | | | | | | | | | | |
| | | F | | | | | | | | | | |
| ARSON | 09 | M | | | | | | | | | | |
| | | F | | | | | | | | | | |
| FORGERY | 10 | M | | | | | | | | | | |
| | | F | | | | | | | | | | |
| FRAUD | 11 | M | | | | | | | | | | |
| | | F | | | | | | | | | | |
| EMBEZZLEMENT | 12 | M | | | | | | | | | | |
| | | F | | | | | | | | | | |
| STOLEN PROPERTY | 13 | M | | | | | | | | | | |
| | | F | | | | | | | | | | |
| VANDALISM | 14 | M | | | | | | | | | | |
| | | F | | | | | | | | | | |
| WEAPONS | 15 | M | | | | | | | | | | |
| | | F | | | | | | | | | | |
| PROSTITUTION | 16 | M | | | | | | | | | | |
| | | F | | | | | | | | | | |
| SEX OFFENSES | 17 | M | | | | | | | | | | |
| | | F | | | | | | | | | | |
| DRUG/SALE/MANUFACTURE | 180 | M | | | | | | | | | | |
| | | F | | | | | | | | | | |
| NARCOTICS | a | M | | | | | | | | | | |
| | | F | | | | | | | | | | |
| MARIJUANA | b | M | | | | | | | | | | |
| | | F | | | | | | | | | | |
| SYNTHETIC NARCOTICS | c | M | | | | | | | | | | |
| | | F | | | | | | | | | | |
| OTHER NON-NARCOTICS | d | M | | | | | | | | | | |
| | | F | | | | | | | | | | |

AGE, SEX, AND RACE OF PERSON ARRESTED
UNDER 18 YEARS OF AGE

| OFFENSE | UCR | SEX | AGE | | | | | TOTAL UNDER 18 | RACE | | | |
|-------------------------|-----|-----|--------|-------|-------|----|----|----------------|------|-----|-----|-----|
| | | | UND 10 | 10-12 | 13-14 | 15 | 16 | | 17 | WHT | BLK | IND |
| DRUGS/POSSESSION | 185 | M | | | | | | 1 | 1 | 1 | | |
| | | F | | | | | | | | | | |
| NARCOTICS | e | M | | | | | | | | | | |
| | | F | | | | | | | | | | |
| MARIJUANA | f | M | | | | | | 1 | 1 | 1 | | |
| | | F | | | | | | | | | | |
| SYNTHETIC NARCOTICS | g | M | | | | | | | | | | |
| | | F | | | | | | | | | | |
| OTHER NON-NARCOTICS | h | M | | | | | | | | | | |
| | | F | | | | | | | | | | |
| GAMBLING | 19 | M | | | | | | | | | | |
| | | F | | | | | | | | | | |
| BOOKMAKING | a | M | | | | | | | | | | |
| | | F | | | | | | | | | | |
| NUMBERS | b | M | | | | | | | | | | |
| | | F | | | | | | | | | | |
| OTHER GAMBLING | c | M | | | | | | | | | | |
| | | F | | | | | | | | | | |
| FAMILY/CHILD | 20 | M | | | | | | | | | | |
| | | F | | | | | | | | | | |
| DRIVING INFLUENCE | 21 | M | | | | | | | | | | |
| | | F | | | | | | | | | | |
| LIQUOR LAWS | 22 | M | | | | | | | | | | |
| | | F | | | | | | | | | | |
| DRUNKENNESS | 23 | M | | | | | | | | | | |
| | | F | | | | | | | | | | |
| DISORDERLY CONDUCT | 24 | M | | | | | | 1 | 1 | 1 | | |
| | | F | | | | | | | | | | |
| VAGRANCY | 25 | M | | | | | | | | | | |
| | | F | | | | | | | | | | |
| ALL OTHER | 26 | M | | | | | | 2 | 1 | 3 | | 1 |
| | | F | | | | | | 1 | 1 | | | |
| CURFEW | 28 | M | | | | | | | | | | 1 |
| | | F | | | 1 | | | | 1 | | | |
| RUN-AWAYS | 29 | M | | | | | | | | | | |
| | | F | | | | | | | | | | |
| TOTAL BY SEX | | M | | | | | | 2 | 3 | 5 | 5 | 2 |
| | | F | | | 1 | | | 1 | 2 | | | |
| GRAND TOTAL | | | | | 1 | | | 3 | 3 | 7 | 5 | 2 |

ARSON OFFENSES KNOWN TO LAW ENFORCEMENT

| 1 PROPERTY CLASSIFICATION | 2 Offenses Report/ Known (Include Unfounded and Attempts) | 3 Unfounded, I.e. False/Baseless Complaints | 4 Actual Offenses (Col. 2-Col. 3 (+ Attempts)) | 5 Total Cleared by Arrest or Except. Means (+Column 6) | 6 Number of Clearances Involving Only Persons Under 18 Yrs. of Age | 7 Normally Unused Structures | 8 Estd Value of Property Damage |
|--------------------------------|--|--|---|---|---|---------------------------------|------------------------------------|
| STRUCTURE | | | | | | | |
| A. SINGLE OCCUPANT RESIDENT | | | | | | | |
| B. OTHER RESIDENTIAL | | | | | | | |
| C. STORAGE | | | | | | | |
| D. INDUSTRIAL/MANUFACTURE | | | | | | | |
| E. OTHER COMMERCIAL | | | | | | | |
| F. COMMUNITY/PUBLIC | | | | | | | |
| G. ALL OTHER STRUCTURES | | | | | | | |
| TOTAL | | | | | | | \$ - |
| MOBILE | | | | | | | |
| H. MOTOR VEHICLES | | | | | | | |
| I. OTHER MOBILE PROPERTY | | | | | | | |
| TOTAL | | | | | | | \$ - |
| OTHER | | | | | | | |
| J. CROPS, TIMBER, FENCES, ETC. | | | | | | | |
| TOTAL | | | | | | | \$ - |
| GRAND TOTAL | | | | | | | \$ - |

LAW ENFORCEMENT OFFICERS KILLED OR ASSAULTED

| TYPE OF ACTIVITY | TOTAL ASSAULTS BY WEAPON | TYPE OF WEAPON | | | | TYPE OF ASSIGNMENT | | | | | | | POLICE ASSAULT CLEARED |
|-------------------------------|--------------------------|----------------|-----------------------|---------------------|------------------|--------------------|-----------------|--------|----------------|--------|-------|--------|------------------------|
| | | FIRE ARM | KNIFE OTHER CUT INSTR | OTHER DANGER WEAPON | HANDS FISTS FEET | TWO MAN VEH | ONE MAN VEHICLE | | SPECIAL ASSIGN | | OTHER | | |
| | | | | | | | ALONE | ASSIST | ALONE | ASSIST | ALONE | ASSIST | |
| A | B | C | D | E | F | G | H | I | J | K | L | M | |
| 1. RESPOND DISTURBANCE CALL | | | | | | | | | | | | | |
| 2. BURGLARY IN PROGRESS | | | | | | | | | | | | | |
| 3. ROBBERY IN PROGRESS | | | | | | | | | | | | | |
| 4. ATTEMPT OTHER ARREST | | | | | | | | | | | | | |
| 5. CIVIL DISORDER | | | | | | | | | | | | | |
| 6. HANDLE/TRANSORT PRISONER | | | | | | | | | | | | | |
| 7. INVESTIGATE SUS PERSON/CIR | | | | | | | | | | | | | |
| 8. AMBUSH - NO WARNING | | | | | | | | | | | | | |
| 9. MENTALLY DERANGED | | | | | | | | | | | | | |
| 10. TRAFFIC PURSUIT/STOPS | | | | | | | | | | | | | |
| 11. ALL OTHER | | | | | | | | | | | | | |
| 12. TOTAL (1-11) | | | | | | | | | | | | | |
| 13. NUMBER WITH INJURY | | | | | | | | | | | | | |
| 14. NUMBER WITHOUT INJURY | | | | | | | | | | | | | |
| 15. TIME OF ASSAULTS | 12 AM | 2 AM | 4 AM | 6 AM | 8 AM | 10 AM | NOON | 2 PM | 4 PM | 6 PM | 8 PM | 10 PM | UNK |

THIS PAGE INTENTIONALLY LEFT BLANK

OFFENSES KNOWN TO LAW ENFORCEMENT

| CLASSIFICATION OF OFFENSES | OFFENSES REPORTED OR KNOWN | UNFOUNDED FALSE OR BASELESS | NUMBER OF ACTUAL OFFENSES | ** OFFENSES CLEARED ** BY ARREST OR EXCEPTION | |
|-------------------------------|----------------------------|-----------------------------|---------------------------|---|----------------|
| | | | | TOTAL | JUVENILES ONLY |
| CRIMINAL HOMICIDE | | | | | |
| MURDER/NONNEG MANSLAUGHTER | 10 | | 10 | 7 | |
| MANSLAUGHTER BY NEGLIGENCE | 2 | | 2 | 2 | |
| TOTAL | 12 | | 12 | 9 | |
| FORCIBLE RAPE | | | | | |
| RAPE BY FORCE | 256 | 15 | 241 | 23 | |
| ATTEMPTED FORCIBLE RAPE | 22 | | 22 | 7 | |
| TOTAL | 278 | 15 | 263 | 30 | |
| ROBBERY | | | | | |
| FIREARM | 142 | | 142 | 48 | 5 |
| KNIFE/CUTTING INSTRUMENT | 54 | | 54 | 17 | |
| OTHER DANGEROUS WEAPON | 61 | | 61 | 25 | 4 |
| STRONG-ARM (HANDS, FISTS) | 288 | 1 | 287 | 105 | 16 |
| TOTAL | 545 | 1 | 544 | 195 | 25 |
| ASSAULT | | | | | |
| FIREARM | 268 | | 268 | 141 | 5 |
| KNIFE OR CUTTING INSTRUMENT | 335 | | 335 | 243 | 43 |
| OTHER DANGEROUS WEAPON | 599 | | 599 | 401 | 59 |
| HANDS, FIST, FEET, AGGRAVATED | 630 | 2 | 628 | 438 | 31 |
| OTHER ASSAULTS - SIMPLE | 3,707 | 3 | 3,704 | 2,295 | 258 |
| TOTAL | 5,539 | 5 | 5,534 | 3,518 | 396 |
| BURGLARY | | | | | |
| FORCIBLE ENTRY | 845 | 7 | 838 | 120 | 16 |
| UNLAWFUL ENTRY - NO FORCE | 254 | 3 | 251 | 35 | 10 |
| ATTEMPTED FORCIBLE ENTRY | 102 | | 102 | 7 | 1 |
| TOTAL | 1,201 | 10 | 1,191 | 162 | 27 |
| LARCENY-THEFT | | | | | |
| THEFT (EX MOTOR VEHICLE) | 7,316 | 62 | 7,254 | 1,914 | 482 |
| TOTAL | 7,316 | 62 | 7,254 | 1,914 | 482 |
| MOTOR VEHICLE THEFT | | | | | |
| AUTOS | 574 | 84 | 490 | 103 | 20 |
| TRUCKS AND BUSES | 281 | 47 | 234 | 41 | 5 |
| OTHER VEHICLES | 43 | 1 | 42 | 3 | 1 |
| TOTAL | 898 | 132 | 766 | 147 | 26 |
| GRAND TOTAL | 15,789 | 225 | 15,564 | 5,975 | 956 |

PROPERTY STOLEN BY CLASSIFICATION

| CLASSIFICATION OF OFFENSES | NUMBER ACTUAL OFFENSES | VALUE OF PROPERTY STOLEN | |
|---|------------------------------|--------------------------|-------------------|
| MURDER/NONNEG MANSLAUGHTER | 10 | \$ | 27,500 |
| FORCIBLE RAPE | 263 | | |
| ROBBERY | | | |
| HIGHWAY (STREET, ALLEYS, ETC.) | 260 | \$ | 248,118 |
| COMMERCIAL HOUSE | 135 | \$ | 33,915 |
| GAS OR SERVICE STATION | 19 | \$ | 23,590 |
| CONVENIENCE STORE | 9 | \$ | 7,045 |
| RESIDENCE | 71 | \$ | 51,403 |
| BANK | 11 | \$ | 35,863 |
| MISCELLANEOUS | 39 | \$ | 46,733 |
| TOTAL ROBBERY | 544 | \$ | 446,667 |
| BURGLARY | | | |
| RESIDENCE (DWELLING) | | | |
| NIGHT (6PM-6AM) | 168 | \$ | 176,497 |
| DAY (6AM-6PM) | 248 | \$ | 793,196 |
| UNKNOWN | 328 | \$ | 1,013,082 |
| NON-RESIDENCE (STORE ETC.) | | | |
| NIGHT (6PM-6AM) | 144 | \$ | 230,346 |
| DAY (6AM-6PM) | 74 | \$ | 122,426 |
| UNKNOWN | 229 | \$ | 461,776 |
| TOTAL BURGLARY | 1,191 | \$ | 2,797,323 |
| LARCENY-THEFT | | | |
| LARCENY BY VALUE (EX MOTOR VEHICLE) | | | |
| \$200 AND OVER | 3,398 | \$ | 4,810,783 |
| \$50 TO \$200 | 1,499 | \$ | 157,928 |
| UNDER \$50 | 2,357 | \$ | 35,051 |
| LARCENY BY TYPE | | | |
| POCKET-PICKING | 29 | \$ | 5,557 |
| PURSE-SNATCHING | 9 | \$ | 5,245 |
| SHOPLIFTING | 1,811 | \$ | 260,373 |
| FROM MOTOR VEHICLE | 1,992 | \$ | 1,431,152 |
| MOTOR VEHICLE PARTS & ACCESSORIES | 255 | \$ | 174,707 |
| BICYCLES | 309 | \$ | 132,032 |
| FROM BUILDING(EX C&H) | 713 | \$ | 970,847 |
| FROM COIN-OP MACHINES | 41 | \$ | 4,935 |
| ALL OTHER | 2,095 | \$ | 2,018,914 |
| TOTAL LARCENY | 7,254 | 7,254 \$ | 5,003,762 \$ |
| MOTOR VEHICLE THEFT | | | |
| MOTOR VEHICLE THEFT | 766 | \$ | 11,937,860 |
| STOLEN & RECOVERED LOCALLY | 620 | | |
| STOLEN LOCALLY & RECOVERED OTHER JURIS. | 31 | | |
| TOTAL LOCALLY STOLEN MOTOR VEHICLES | 651 | | |
| STOLEN OTHER JURIS. & RECOVERED LOCAL | 10 | | |
| TOTAL | 766 | \$ | 11,937,860 |
| GRAND TOTAL | 10,028 | \$ | 20,213,112 |

PROPERTY STOLEN / RECOVERED BY TYPE

| TYPE OF PROPERTY | VALUE OF PROPERTY STOLEN | VALUE OF PROPERTY RECOVERED |
|------------------------------|--------------------------|-----------------------------|
| CURRENCY, NOTES, ETC. | \$ 732,767 | \$ 36,747 |
| JEWELRY & PRECIOUS METALS | \$ 1,719,266 | \$ 145,051 |
| CLOTHING AND FURS | | |
| LOCALLY STOLEN MOTOR VEHICLE | \$ 12,523,780 | \$ 11,974,638 |
| OFFICE EQUIPMENT | \$ 818,507 | \$ 61,597 |
| TV, RADIOS, CAMERAS, ETC. | \$ 1,235,099 | \$ 77,559 |
| FIREARMS | \$ 231,304 | \$ 52,073 |
| HOUSEHOLD GOODS | \$ 143,514 | \$ 7,184 |
| CONSUMABLE GOODS | | |
| LIVESTOCK | \$ 15,381 | \$ 1,002 |
| MISCELLANEOUS | \$ 2,793,494 | \$ 368,192 |
| GRAND TOTAL | \$ 20,213,112 | \$ 12,724,043 |

AGE, SEX, AND RACE OF PERSON ARRESTED
18 YEARS OF AGE AND OVER

| OFFENSE | UCR | SEX | AGE | | | | | | | | | | | | | TOTAL | RACE | | | | | | | |
|-----------------------|-----|-----|-----|----|----|----|----|----|----|-----|-----|-----|-----|-----|----|-------|------|----|-----|------|-----|-----|-----|----|
| | | | 18 | 19 | 20 | 21 | 22 | 23 | 24 | 25 | 30 | 35 | 40 | 45 | 50 | | 55 | 60 | WHT | BLK | IND | ASN | | |
| | | | 29 | 34 | 39 | 44 | 49 | 54 | 59 | 64 | 65+ | | | | | | | | | | | | | |
| MURDER | 01a | M | | | | | 1 | 4 | 1 | 2 | | | 1 | | | | | | | 9 | 6 | 1 | 1 | 1 |
| | | F | 1 | | | | | | | | | | | | | | | | | 1 | | 1 | | |
| MANSLAUGHTER/NEG | 01b | M | | | | | | | | | | | | | | | | | 1 | 1 | | | | 1 |
| | | F | | | | | | | | 1 | | | | | | | | | | 1 | | | | 1 |
| FORCIBLE RAPE | 02 | M | 1 | | | 3 | 1 | 2 | 4 | 6 | 2 | 4 | 5 | 1 | | | | | | 29 | 10 | 3 | | 16 |
| | | F | | | | | | | | | | | | | | | | | | | | | | |
| ROBBERY | 03 | M | 9 | 8 | 11 | 6 | 18 | 4 | 6 | 33 | 12 | 12 | 17 | 13 | 3 | 3 | | | | 155 | 71 | 36 | 40 | 8 |
| | | F | 2 | 1 | 6 | 2 | | | | 7 | 5 | 3 | | 4 | | 2 | 1 | | | 33 | 16 | 5 | 11 | 1 |
| AGGRAVATED ASSAULT | 04 | M | 19 | 27 | 21 | 33 | 38 | 34 | 40 | 124 | 79 | 76 | 70 | 78 | 39 | 20 | 10 | 3 | | 711 | 345 | 120 | 199 | 47 |
| | | F | 7 | 7 | 6 | 11 | 12 | 17 | 6 | 34 | 30 | 21 | 16 | 13 | 8 | 2 | 2 | | | 192 | 86 | 26 | 72 | 8 |
| BURGLARY | 05 | M | 8 | 7 | 11 | 6 | 8 | 4 | 2 | 21 | 11 | 11 | 4 | 9 | 2 | | | | | 104 | 67 | 12 | 23 | 2 |
| | | F | | | 1 | 4 | 1 | | | 8 | 1 | 1 | 4 | | | | | | | 20 | 11 | 3 | 6 | |
| LARCENY | 06 | M | 67 | 49 | 39 | 44 | 51 | 51 | 30 | 107 | 75 | 92 | 95 | 85 | 66 | 22 | 12 | 13 | | 898 | 553 | 109 | 197 | 39 |
| | | F | 64 | 33 | 44 | 25 | 18 | 19 | 25 | 83 | 55 | 46 | 41 | 41 | 27 | 20 | 12 | 3 | | 556 | 363 | 45 | 119 | 29 |
| MOTOR VEHICLE THEFT | 07 | M | 9 | 5 | | 8 | 4 | 6 | 4 | 16 | 7 | 8 | 8 | 5 | 3 | | | | | 83 | 35 | 22 | 21 | 5 |
| | | F | 3 | 2 | 1 | 1 | 1 | 1 | 1 | 4 | 4 | 5 | 2 | | | | | | | 25 | 13 | 3 | 7 | 2 |
| OTHER ASSAULTS | 08 | M | 27 | 32 | 38 | 52 | 65 | 66 | 56 | 226 | 147 | 154 | 125 | 113 | 67 | 26 | 14 | 4 | | 1212 | 586 | 185 | 370 | 71 |
| | | F | 36 | 24 | 34 | 40 | 36 | 27 | 21 | 99 | 79 | 73 | 66 | 47 | 27 | 9 | 1 | 1 | | 620 | 246 | 51 | 298 | 25 |
| ARSON | 09 | M | 1 | 1 | | 1 | 1 | 1 | | | | 2 | 1 | 1 | | 1 | | | | 10 | 5 | | 4 | 1 |
| | | F | | | 1 | | | | | 1 | | | 1 | | | | | | | 3 | 1 | | 2 | |
| FORGERY | 10 | M | | | 1 | 1 | 2 | 2 | 1 | 5 | 4 | 3 | 1 | 3 | | | 1 | | | 24 | 14 | 6 | 1 | 3 |
| | | F | 1 | | 2 | 2 | 2 | | | 6 | 8 | 3 | | 2 | 1 | | | | | 27 | 18 | 3 | 3 | 3 |
| FRAUD | 11 | M | 4 | 2 | 1 | 2 | 2 | 6 | | 19 | 7 | 12 | 8 | 11 | 9 | 1 | 1 | | | 85 | 49 | 10 | 22 | 4 |
| | | F | 5 | 3 | | 5 | 5 | 4 | 3 | 7 | 5 | 7 | 3 | 6 | 3 | 1 | | | | 57 | 23 | 12 | 18 | 4 |
| EMBEZZLEMENT | 12 | M | 3 | 3 | 8 | 4 | 5 | | 1 | 7 | 4 | 4 | 6 | 1 | | | | | | 46 | 31 | 8 | 2 | 5 |
| | | F | 6 | 9 | 5 | 1 | 2 | 4 | 2 | 4 | 2 | 2 | 4 | 2 | | | | | | 43 | 23 | 6 | 5 | 9 |
| STOLEN PROP | 13 | M | 1 | 2 | | 1 | 2 | | | 2 | 3 | | | | 1 | 1 | | | | 13 | 7 | 4 | | 2 |
| | | F | 1 | | | 1 | | | | | | | | | | | | | | 2 | 1 | | 1 | |
| VANDALISM | 14 | M | 20 | 12 | 9 | 19 | 12 | 14 | 9 | 28 | 31 | 23 | 17 | 18 | 12 | 4 | 1 | 2 | | 231 | 129 | 15 | 76 | 11 |
| | | F | 2 | 3 | 1 | 4 | 4 | 1 | 6 | 11 | 4 | 8 | 5 | 3 | 3 | 2 | | | | 57 | 24 | 7 | 22 | 4 |
| WEAPONS | 15 | M | 9 | 7 | 6 | 7 | 6 | 4 | 2 | 16 | 1 | 5 | 1 | 4 | 6 | 1 | | | | 75 | 44 | 17 | 7 | 7 |
| | | F | | | | | | | | 2 | | | 2 | 1 | | | | | | 5 | 4 | | 1 | |
| PROSTITUTION | 16 | M | | 1 | | 1 | | 1 | | 4 | 5 | 2 | 2 | | 1 | 1 | | | | 18 | 11 | 2 | 4 | 1 |
| | | F | 4 | 2 | 3 | 10 | 8 | 6 | 7 | 26 | 21 | 23 | 13 | 12 | 3 | 1 | | | | 139 | 83 | 8 | 46 | 2 |
| SEX OFFENSE | 17 | M | 2 | | 2 | 2 | 3 | 2 | 3 | 8 | 5 | 4 | 5 | 3 | 3 | 1 | 1 | | | 46 | 28 | 3 | 13 | 2 |
| | | F | | | | 1 | | | | 1 | 1 | | 1 | | | | | | | 4 | 3 | | 1 | |
| DRUG/SALE/MANUFACTURE | 180 | M | 3 | 6 | 6 | 11 | 6 | 9 | 6 | 23 | 7 | 10 | 6 | 6 | 2 | 2 | | | | 103 | 55 | 32 | 7 | 9 |
| | | F | 1 | 4 | 2 | 2 | | 1 | 9 | 1 | 2 | 7 | | 1 | | | | | | 30 | 24 | 1 | 5 | |
| NARCOTICS | a | M | 2 | 4 | 5 | 9 | 1 | 7 | 5 | 19 | 5 | 7 | 5 | 6 | 2 | 2 | | | | 79 | 47 | 21 | 4 | 7 |
| | | F | 1 | 4 | 1 | 2 | | 1 | 8 | 1 | 1 | 7 | | 1 | | | | | | 27 | 21 | 1 | 5 | |
| MARIJUANA | b | M | 1 | 2 | | | 5 | | 1 | 2 | 1 | 1 | | | | | | | | 13 | 6 | 4 | 2 | 1 |
| | | F | | | | 1 | | | | | | | | | | | | | | 1 | 1 | | | |
| SYNTHETIC NARCOTICS | c | M | | | | | | | | | | | | | | | | | | | | | | |
| | | F | | | | | | | | 1 | | | | | | | | | | 1 | 1 | | | |
| OTHER NON-NARCOTICS | d | M | | | 1 | 2 | | | 2 | 2 | 1 | 2 | 1 | | | | | | | 11 | 2 | 7 | 1 | 1 |
| | | F | | | | | | | | | | 1 | | | | | | | | 1 | 1 | | | |
| DRUG/POSSESSION | 185 | M | 29 | 19 | 21 | 17 | 15 | 14 | 17 | 23 | 20 | 16 | 17 | 15 | 11 | 6 | 1 | 2 | | 243 | 140 | 66 | 37 | 15 |
| | | F | 7 | 7 | 4 | 5 | 9 | 5 | 3 | 12 | 8 | 9 | 7 | 2 | 3 | 1 | | | | 82 | 52 | 6 | 22 | 2 |
| NARCOTICS | e | M | 4 | 1 | 5 | 5 | 6 | 3 | 7 | 22 | 6 | 7 | 14 | 12 | 5 | 5 | 1 | | | 103 | 54 | 32 | 10 | 7 |
| | | F | 2 | 2 | 2 | 2 | 5 | 3 | 2 | 4 | 4 | 5 | 6 | 1 | 1 | | | | | 39 | 26 | 3 | 10 | |
| MARIJUANA | f | M | 23 | 17 | 16 | 12 | 9 | 11 | 9 | | 12 | 8 | 3 | 3 | 6 | 1 | 1 | 1 | | 132 | 83 | 31 | 25 | 8 |
| | | F | 2 | 5 | 2 | 1 | 4 | 2 | 1 | 8 | 3 | 4 | 1 | 1 | 2 | 1 | | | | 37 | 22 | 3 | 11 | 1 |
| SYNTHETIC NARCOTICS | g | M | | | | | | | | | | | | | | | | | | | | | | |
| | | F | | | | | | | | | | | | | | | | | | | | | | |
| OTHER NON-NARCOTICS | h | M | 2 | 1 | | | | 1 | 1 | 2 | 1 | | | | | | | | | 8 | 3 | 3 | 2 | |
| | | F | 3 | | | 2 | | | | 1 | | | | | | | | | | 6 | 4 | | 1 | 1 |

AGE, SEX, AND RACE OF PERSON ARRESTED
18 YEARS OF AGE AND OVER

| OFFENSE | UCR X | S E X | AGE | | | | | | | | | | | | | TOTAL | RACE | | | | | | | | | | | |
|--------------------|-------|-------------|------------|------------|------------|------------|------------|------------|------------|-------------|-------------|-------------|-------------|-------------|------------|------------|------------|------------|-----|-----|-----|-----|--------------|-------------|-------------|-------------|------------|----|
| | | | 18 | 19 | 20 | 21 | 22 | 23 | 24 | 25 | 30 | 35 | 40 | 45 | 50 | | 55 | 60 | 65+ | WHT | BLK | IND | ASN | | | | | |
| GAMBLING | 19 | M | | | | | | | | | | | | | | | | | | | | | | | | | | |
| | | F | | | | | | | | | | | | | | | | | | | | | | | | | | |
| BOOKMAKING | a | M | | | | | | | | | | | | | | | | | | | | | | | | | | |
| | | F | | | | | | | | | | | | | | | | | | | | | | | | | | |
| NUMBERS | b | M | | | | | | | | | | | | | | | | | | | | | | | | | | |
| | | F | | | | | | | | | | | | | | | | | | | | | | | | | | |
| OTHER GAMBLING | c | M | | | | | | | | | | | | | | | | | | | | | | | | | | |
| | | F | | | | | | | | | | | | | | | | | | | | | | | | | | |
| FAMILY/CHILD | 20 | M | 3 | 3 | 1 | 1 | 2 | 2 | 2 | 15 | 13 | 10 | 9 | 4 | 1 | 1 | | | | | | | | 67 | 22 | 4 | 35 | 6 |
| | | F | | 1 | 5 | 8 | 3 | 8 | 4 | 33 | 18 | 17 | 14 | 11 | 1 | 3 | | | | | | | | 126 | 28 | 9 | 85 | 4 |
| DWI | 21 | M | 37 | 34 | 66 | 89 | 109 | 91 | 91 | 315 | 199 | 162 | 149 | 127 | 98 | 43 | 29 | 21 | | | | | 1660 | 1153 | 176 | 223 | 108 | |
| | | F | 19 | 18 | 23 | 36 | 28 | 27 | 28 | 127 | 70 | 71 | 57 | 48 | 32 | 8 | 3 | | | | | | | 595 | 373 | 33 | 162 | 27 |
| LIQUOR LAWS | 22 | M | 29 | 32 | 37 | 8 | 10 | 7 | 4 | 17 | 12 | 6 | 8 | 7 | 7 | 2 | 1 | | | | | | 187 | 103 | 10 | 65 | 9 | |
| | | F | 20 | 27 | 24 | 2 | 1 | 1 | 6 | 4 | 2 | 3 | 4 | | | | | | | | | | 94 | 40 | 5 | 45 | 4 | |
| DRUNKENNESS | 23 | M | | | | | | | | | | | | | | | | | | | | | | | | | | |
| | | F | | | | | | | | | | | | | | | | | | | | | | | | | | |
| DISORDERLY CONDUCT | 24 | M | 17 | 10 | 2 | 10 | 17 | 13 | 9 | 41 | 17 | 25 | 20 | 21 | 15 | 9 | 3 | | | | | | 229 | 111 | 21 | 88 | 9 | |
| | | F | 3 | 5 | 3 | 3 | 6 | 1 | 14 | 8 | 7 | 8 | 15 | 5 | 2 | | | | | | | | 80 | 26 | 4 | 49 | 1 | |
| VAGRANCY | 25 | M | | | | | | | | | | | | | | | | | | | | | | | | | | |
| | | F | | | | | | | | | | | | | | | | | | | | | | | | | | |
| ALL OTHER | 26 | M | 216 | 319 | 338 | 296 | 305 | 310 | 236 | 1044 | 624 | 660 | 634 | 561 | 328 | 180 | 63 | 57 | | | | | 6171 | 3384 | 1009 | 1390 | 388 | |
| | | F | 84 | 100 | 143 | 136 | 120 | 113 | 89 | 406 | 257 | 252 | 254 | 181 | 115 | 42 | 16 | 5 | | | | | 2313 | 1211 | 188 | 791 | 123 | |
| SUSPICION | 27 | M | | | | | | | | 1 | 1 | 1 | | | | | | | | | | | 3 | 1 | | 2 | | |
| | | F | | | | | | | | 1 | | | | | | | | | | | | | 1 | | | 1 | | |
| TOTAL BY SEX | | M | 514 | 579 | 618 | 619 | 684 | 647 | 521 | 2096 | 1293 | 1302 | 1206 | 1093 | 675 | 325 | 138 | 103 | | | | | 12413 | 6960 | 1871 | 2846 | 751 | |
| | | F | 263 | 245 | 303 | 303 | 259 | 235 | 198 | 900 | 581 | 553 | 505 | 394 | 227 | 93 | 35 | 12 | | | | | 5106 | 2670 | 415 | 1773 | 248 | |
| GRAND TOTAL | | | 777 | 824 | 921 | 922 | 943 | 882 | 719 | 2996 | 1874 | 1855 | 1711 | 1487 | 902 | 418 | 173 | 115 | | | | | 17519 | 9630 | 2286 | 4619 | 999 | |

AGE, SEX, AND RACE OF PERSON ARRESTED
UNDER 18 YEARS OF AGE

| OFFENSE | UCR | SEX | AGE | | | | | TOTAL UNDER 18 | RACE | | | | |
|-------------------------|-----|-----|--------|-------|-------|-----|-----|----------------|------|-----|-----|-----|-----|
| | | | UND 10 | 10-12 | 13-14 | 15 | 16 | | 17 | WHT | BLK | IND | ASN |
| DRUGS/POSSESSION | 185 | M | | | 21 | 17 | 19 | 18 | 75 | 57 | 7 | 7 | 4 |
| | | F | | | 3 | 5 | 5 | 7 | 20 | 16 | | 3 | 1 |
| NARCOTICS | e | M | | | | 2 | | | 2 | 2 | | | |
| | | F | | | | 1 | | | 1 | 1 | | | |
| MARIJUANA | f | M | | | 1 | 3 | 6 | 7 | 17 | 14 | 2 | 1 | |
| | | F | | | 1 | | | 6 | 7 | 5 | | 2 | |
| SYNTHETIC NARCOTICS | g | M | | | | | | | | | | | |
| | | F | | | | | | | | | | | |
| OTHER NON-NARCOTICS | h | M | | | 20 | 12 | 13 | 11 | 56 | 41 | 5 | 6 | 4 |
| | | F | | | 2 | 4 | 5 | 1 | 12 | 10 | | 1 | 1 |
| GAMBLING | 19 | M | | | | | | | | | | | |
| | | F | | | | | | | | | | | |
| BOOKMAKING | a | M | | | | | | | | | | | |
| | | F | | | | | | | | | | | |
| NUMBERS | b | M | | | | | | | | | | | |
| | | F | | | | | | | | | | | |
| OTHER GAMBLING | c | M | | | | | | | | | | | |
| | | F | | | | | | | | | | | |
| FAMILY/CHILD | 20 | M | | | | | | | | | | | |
| | | F | | | | | 1 | | 1 | 1 | | | |
| DRIVING INFLUENCE | 21 | M | | | | 1 | 9 | 19 | 29 | 18 | 3 | 7 | 1 |
| | | F | | | 2 | | 4 | 8 | 14 | 7 | 2 | 5 | |
| LIQUOR LAWS | 22 | M | | | 2 | 2 | 5 | 11 | 20 | 7 | 1 | 12 | |
| | | F | | | 1 | 2 | 12 | 9 | 24 | 9 | | 14 | 1 |
| DRUNKENNESS | 23 | M | | | | | | | | | | | |
| | | F | | | | | | | | | | | |
| DISORDERLY CONDUCT | 24 | M | | 1 | 3 | | 6 | 9 | 19 | 8 | 8 | 3 | |
| | | F | | | 5 | 2 | 1 | 2 | 10 | 5 | 2 | 3 | |
| VAGRANCY | 25 | M | | | 2 | 5 | 8 | 9 | 24 | 10 | 3 | 6 | 5 |
| | | F | | | 1 | | 5 | 5 | 11 | 5 | 2 | 1 | 3 |
| ALL OTHER | 26 | M | 1 | 3 | 15 | 17 | 59 | 93 | 188 | 93 | 38 | 32 | 25 |
| | | F | 1 | 4 | 8 | 12 | 30 | 37 | 92 | 41 | 18 | 23 | 10 |
| CURFEW | 28 | M | | | | | | | | | | | |
| | | F | | | | | | | | | | | |
| RUN-AWAYS | 29 | M | | | | 1 | | | 1 | | | 1 | |
| | | F | | | | | | | | | | | |
| TOTAL BY SEX | | M | 11 | 94 | 280 | 189 | 273 | 340 | 1187 | 651 | 214 | 189 | 133 |
| | | F | 3 | 35 | 155 | 109 | 157 | 181 | 640 | 341 | 105 | 132 | 62 |
| GRAND TOTAL | | | 14 | 129 | 435 | 298 | 430 | 521 | 1827 | 992 | 319 | 321 | 195 |

ARSON OFFENSES KNOWN TO LAW ENFORCEMENT

| 1 PROPERTY CLASSIFICATION | 2 Offenses Report/ Known (Include Unfounded and Attempts) | 3 Unfounded, I.e. False/Baseless Complaints | 4 Actual Offenses (Col. 2-Col. 3 (+ Attempts)) | 5 Total Cleared by Arrest or Except. Means (+Column 6) | 6 Number of Clearances Involving Only Persons Under 18 Yrs. of Age | 7 Normally Unused Structures | 8 Estd Value of Property Damage |
|--------------------------------|--|--|---|---|---|---------------------------------|------------------------------------|
| STRUCTURE | | | | | | | |
| A. SINGLE OCCUPANT RESIDENT | 13 | | 13 | 8 | 5 | 4 | \$ 3,176 |
| B. OTHER RESIDENTIAL | 18 | | 18 | 9 | 1 | 1 | \$ 374,469 |
| C. STORAGE | | | | | | | |
| D. INDUSTRIAL/MANUFACTURE | 2 | | 2 | | | 2 | \$ 1,001 |
| E. OTHER COMMERCIAL | 4 | | 4 | 1 | 1 | 2 | \$ 2,510 |
| F. COMMUNITY/PUBLIC | 5 | | 5 | 2 | 2 | 2 | \$ 278,402 |
| G. ALL OTHER STRUCTURES | 6 | | 6 | 2 | | 5 | \$ 1,681 |
| TOTAL | 48 | | 48 | 22 | 9 | 16 | \$ 661,239 |
| MOBILE | | | | | | | |
| H. MOTOR VEHICLES | 26 | | 26 | 5 | 4 | 26 | \$ 310,303 |
| I. OTHER MOBILE PROPERTY | | | | | | | |
| TOTAL | 26 | | 26 | 5 | 4 | 26 | \$ 310,303 |
| OTHER | | | | | | | |
| J. CROPS, TIMBER, FENCES, ETC. | 32 | | 32 | 10 | 7 | 31 | \$ 6,073 |
| TOTAL | 32 | | 32 | 10 | 7 | 31 | \$ 6,073 |
| GRAND TOTAL | 106 | | 106 | 37 | 20 | 73 | \$ 977,615 |

LAW ENFORCEMENT OFFICERS KILLED OR ASSAULTED

| TYPE OF ACTIVITY | TOTAL ASSAULTS BY WEAPON | TYPE OF WEAPON | | | | TYPE OF ASSIGNMENT | | | | | | | | POLICE ASSAULT CLEARED |
|-------------------------------|--------------------------|----------------|-----------------------|---------------------|------------------|--------------------|-----------------|------------|----------------|----------|----------|----------|-----------|------------------------|
| | | FIRE ARM | KNIFE OTHER CUT INSTR | OTHER DANGER WEAPON | HANDS FISTS FEET | TWO MAN VEH | ONE MAN VEHICLE | | SPECIAL ASSIGN | | OTHER | | | |
| | | | | | | | ALONE | ASSIST | ALONE | ASSIST | ALONE | ASSIST | | |
| A | B | C | D | E | F | G | H | I | J | K | L | M | | |
| 1. RESPOND DISTURBANCE CALL | 76 | | 4 | 3 | 69 | 3 | 11 | 61 | | | 1 | | 28 | |
| 2. BURGLARY IN PROGRESS | 1 | | | | 1 | | | 1 | | | | | | |
| 3. ROBBERY IN PROGRESS | | | | | | | | | | | | | | |
| 4. ATTEMPT OTHER ARREST | 15 | | | 4 | 11 | 1 | | 12 | | 2 | | | 6 | |
| 5. CIVIL DISORDER | 1 | | | | 1 | | | 1 | | | | | | |
| 6. HANDLE/TRANSORT PRISONER | 11 | | | | 11 | | 1 | 9 | | | | 1 | 4 | |
| 7. INVESTIGATE SUS PERSON/CIR | 8 | | | | 8 | | 2 | 6 | | | | | 1 | |
| 8. AMBUSH - NO WARNING | | | | | | | | | | | | | | |
| 9. MENTALLY DERANGED | 5 | | | 1 | 4 | | | 5 | | | | | 1 | |
| 10. TRAFFIC PURSUIT/STOPS | 30 | 1 | | 17 | 12 | | 12 | 18 | | | | | 10 | |
| 11. ALL OTHER | 24 | 3 | 1 | 2 | 18 | | 9 | 13 | | 1 | 1 | | 12 | |
| 12. TOTAL (1-11) | 171 | 4 | 5 | 27 | 135 | 4 | 35 | 126 | | 3 | 2 | 1 | 62 | |
| 13. NUMBER WITH INJURY | 25 | | | 6 | 19 | | | | | | | | | |
| 14. NUMBER WITHOUT INJURY | 146 | 4 | 5 | 21 | 116 | | | | | | | | | |
| 15. TIME OF ASSAULTS | 12 AM | 2 AM | 4 AM | 6 AM | 8 AM | 10 AM | NOON | 2 PM | 4 PM | 6 PM | 8 PM | 10 PM | UNK | |
| | 27 | 26 | 7 | 4 | 7 | 11 | 5 | 8 | 14 | 14 | 20 | 28 | | |

THIS PAGE INTENTIONALLY LEFT BLANK

OFFENSES KNOWN TO LAW ENFORCEMENT

| CLASSIFICATION OF OFFENSES | OFFENSES REPORTED OR KNOWN | UNFOUNDED FALSE OR BASELESS | NUMBER OF ACTUAL OFFENSES | ** OFFENSES CLEARED ** BY ARREST OR EXCEPTION | |
|-------------------------------|----------------------------|-----------------------------|---------------------------|---|----------------|
| | | | | TOTAL | JUVENILES ONLY |
| CRIMINAL HOMICIDE | | | | | |
| MURDER/NONNEG MANSLAUGHTER | | | | | |
| MANSLAUGHTER BY NEGLIGENCE | | | | | |
| TOTAL | | | | | |
| FORCIBLE RAPE | | | | | |
| RAPE BY FORCE | 3 | | 3 | 1 | 1 |
| ATTEMPTED FORCIBLE RAPE | 2 | | 2 | | |
| TOTAL | 5 | | 5 | 1 | 1 |
| ROBBERY | | | | | |
| FIREARM | | | | | |
| KNIFE/CUTTING INSTRUMENT | | | | | |
| OTHER DANGEROUS WEAPON | 1 | | 1 | | |
| STRONG-ARM (HANDS, FISTS) | 3 | | 3 | 2 | |
| TOTAL | 4 | | 4 | 2 | |
| ASSAULT | | | | | |
| FIREARM | 8 | | 8 | 6 | |
| KNIFE OR CUTTING INSTRUMENT | 7 | | 7 | 6 | |
| OTHER DANGEROUS WEAPON | 10 | | 10 | 7 | |
| HANDS, FIST, FEET, AGGRAVATED | 16 | | 16 | 14 | 2 |
| OTHER ASSAULTS - SIMPLE | 192 | 3 | 189 | 138 | 3 |
| TOTAL | 233 | 3 | 230 | 171 | 5 |
| BURGLARY | | | | | |
| FORCIBLE ENTRY | 32 | | 32 | 4 | |
| UNLAWFUL ENTRY - NO FORCE | 8 | | 8 | 2 | |
| ATTEMPTED FORCIBLE ENTRY | 5 | | 5 | 3 | |
| TOTAL | 45 | | 45 | 9 | |
| LARCENY-THEFT | | | | | |
| THEFT (EX MOTOR VEHICLE) | 40 | | 40 | 18 | 2 |
| TOTAL | 40 | | 40 | 18 | 2 |
| MOTOR VEHICLE THEFT | | | | | |
| AUTOS | 5 | | 5 | | |
| TRUCKS AND BUSES | 1 | | 1 | 1 | |
| OTHER VEHICLES | 10 | | 3 | 3 | |
| TOTAL | 16 | | 16 | 4 | |
| GRAND TOTAL | | | | | |
| | 343 | 3 | 340 | 205 | 8 |

PROPERTY STOLEN BY CLASSIFICATION

| CLASSIFICATION OF OFFENSES | NUMBER ACTUAL OFFENSES | VALUE OF PROPERTY STOLEN |
|---|------------------------------|--------------------------|
| MURDER/NONNEG MANSLAUGHTER | | \$ - |
| FORCIBLE RAPE | 5 | \$ - |
| ROBBERY | | |
| HIGHWAY (STREET, ALLEYS, ETC.) | 1 | \$ 300 |
| COMMERCIAL HOUSE | | |
| GAS OR SERVICE STATION | | |
| CONVENIENCE STORE | 1 | |
| RESIDENCE | 2 | \$ 74 |
| BANK | | |
| MISCELLANEOUS | | |
| TOTAL ROBBERY | 4 | \$ 374 |
| BURGLARY | | |
| RESIDENCE (DWELLING) | | |
| NIGHT (6PM-6AM) | 7 | \$ 1,287 |
| DAY (6AM-6PM) | 1 | |
| UNKNOWN | | |
| NON-RESIDENCE (STORE ETC.) | | |
| NIGHT (6PM-6AM) | 17 | \$ 23,303 |
| DAY (6AM-6PM) | 20 | \$ 2,013 |
| UNKNOWN | | |
| TOTAL BURGLARY | 45 | \$ 26,603 |
| LARCENY-THEFT | | |
| LARCENY BY VALUE (EX MOTOR VEHICLE) | | |
| \$200 AND OVER | 3 | \$ 4,130 |
| \$50 TO \$200 | 8 | \$ 828 |
| UNDER \$50 | 29 | \$ 276 |
| LARCENY BY TYPE | | |
| POCKET-PICKING | | |
| PURSE-SNATCHING | | |
| SHOPLIFTING | 4 | \$ 1,261 |
| FROM MOTOR VEHICLE | | |
| MOTOR VEHICLE PARTS & ACCESSORIES | | |
| BICYCLES | | |
| FROM BUILDING(EX C&H) | 11 | \$ 526 |
| FROM COIN-OP MACHINES | | |
| ALL OTHER | 25 | \$ 3,447 |
| TOTAL LARCENY | 40 | 40 \$ 5,234 \$ 5,234 |
| MOTOR VEHICLE THEFT | | |
| MOTOR VEHICLE THEFT | 16 | \$ 73,401 |
| STOLEN & RECOVERED LOCALLY | 13 | |
| STOLEN LOCALLY & RECOVERED OTHER JURIS. | | |
| TOTAL LOCALLY STOLEN MOTOR VEHICLES | 13 | |
| STOLEN OTHER JURIS. & RECOVERED LOCAL | | |
| TOTAL | 16 | \$ 73,401 |
| GRAND TOTAL | 110 | \$ 105,612 |

PROPERTY STOLEN / RECOVERED BY TYPE

| TYPE OF PROPERTY | VALUE OF PROPERTY STOLEN | VALUE OF PROPERTY RECOVERED |
|------------------------------|--------------------------|-----------------------------|
| CURRENCY, NOTES, ETC. | \$ 5,638 | \$ 4 |
| JEWELRY & PRECIOUS METALS | \$ 800 | |
| CLOTHING AND FURS | \$ 125 | \$ 105 |
| LOCALLY STOLEN MOTOR VEHICLE | \$ 93,401 | \$ 75,501 |
| OFFICE EQUIPMENT | \$ 351 | |
| TV, RADIOS, CAMERAS, ETC. | \$ 2,834 | |
| FIREARMS | | |
| HOUSEHOLD GOODS | \$ 136 | \$ 17 |
| CONSUMABLE GOODS | \$ 1,750 | \$ 88 |
| LIVESTOCK | | |
| MISCELLANEOUS | \$ 577 | \$ 115 |
| GRAND TOTAL | \$ 105,612 | \$ 75,830 |

AGE, SEX, AND RACE OF PERSON ARRESTED
18 YEARS OF AGE AND OVER

| OFFENSE | UCR X | S E | AGE | | | | | | | | | | | | | | TOTAL | RACE | | | | | | | | | |
|------------------------------|-------|--------|-----|----|----|----|----|----|----|----|----|----|----|----|----|----|-------|------|-----|-----|-----|-----|-----|---|----|---|--|
| | | | 18 | 19 | 20 | 21 | 22 | 23 | 24 | 25 | 30 | 35 | 40 | 45 | 50 | 55 | | 60 | 65+ | WHT | BLK | IND | ASN | | | | |
| MURDER | 01a | M | | | | | | | | | | | | | | | | | | | | | | | | | |
| | | F | | | | | | | | | | | | | | | | | | | | | | | | | |
| MANSLAUGHTER/NEG | 01b | M | | | | | | | | | | | | | | | | | | | | | | | | | |
| | | F | | | | | | | | | | | | | | | | | | | | | | | | | |
| FORCIBLE RAPE | 02 | M | | | | | | | | | | | | | | | | | | | | | | | | | |
| | | F | | | | | | | | | | | | | | | | | | | | | | | | | |
| ROBBERY | 03 | M | 1 | 1 | | | | | | 1 | | | | | | | | | | | | 3 | 1 | | 2 | | |
| | | F | | | | | | | | | | | | | | | | | | | | | | | | | |
| AGGRAVATED ASSAULT | 04 | M | | | 1 | | 1 | | 2 | 5 | 2 | 1 | 3 | | | | | | | | | 15 | 3 | | 12 | | |
| | | F | | 1 | | | | | | | | | | | | | | | | | | 1 | | | 1 | | |
| BURGLARY | 05 | M | 1 | 1 | 2 | | | 1 | | | | | | | 2 | | | | | | | 7 | | | 7 | | |
| | | F | | | | | | | | | | | | | | | | | | | | | | | | | |
| LARCENY | 06 | M | | | | | | | | 2 | | 1 | 1 | | 2 | 1 | | | | | | 7 | | | 7 | | |
| | | F | | | | | | | | | 1 | | | | | 1 | | | | | | | 2 | | | 2 | |
| MOTOR VEHICLE THEFT | 07 | M | 2 | 2 | | | | | | | | | | | | | | | | | | 4 | | | 4 | | |
| | | F | | | | | | | | | | | | | | | | | | | | | | | | | |
| OTHER ASSAULTS | 08 | M | 2 | 2 | 4 | 2 | 4 | 3 | 5 | 19 | 8 | 9 | 3 | 7 | 1 | 1 | 2 | | | | | 72 | 5 | 1 | 66 | | |
| | | F | 3 | 1 | | 3 | | 1 | 6 | 1 | 1 | | 2 | 1 | | | | | | | | 19 | 1 | | 18 | | |
| ARSON | 09 | M | | | | | | | | | | | | | | | | | | | | | | | | | |
| | | F | | | | | | | | | | | | | | | | | | | | | | | | | |
| FORGERY | 10 | M | | | | | | | | | | | | | | | | | | | | | | | | | |
| | | F | | | | | | | | | | | | | | | | | | | | | | | | | |
| FRAUD | 11 | M | | | | | | | | | | | | | | | | | | | | | | | | | |
| | | F | | | | | | | | | | | | | | | | | | | | | | | | | |
| EMBEZZLEMENT | 12 | M | | | | | | | | | | | | | | | | | | | | | | | | | |
| | | F | | | | | | | | | | | | | | | | | | | | | | | | | |
| STOLEN PROP | 13 | M | | | | | | | | | | | | | 1 | | | | | | | 1 | | | 1 | | |
| | | F | | | | | | | | | | 1 | | | | | | | | | | | 1 | | | 1 | |
| VANDALISM | 14 | M | | | 1 | 1 | | 1 | | 1 | | | | | | | | | | | | 4 | | | 4 | | |
| | | F | 1 | | | | | | | | | | | | | | | | | | | 1 | | | 1 | | |
| WEAPONS | 15 | M | | | | | | | | | | | | | | | | | | | | | | | | | |
| | | F | | | | | | | | | | | | | | | | | | | | | | | | | |
| PROSTITUTION | 16 | M | | | | | | | | | | | | | | | | | | | | | | | | | |
| | | F | | | | | | | | | | | | | | | | | | | | | | | | | |
| SEX OFFENSE | 17 | M | | | | | | | | | | | | | | | | | | | | | | | | | |
| | | F | | | | | | | | | | | | | | | | | | | | | | | | | |
| DRUG/SALE/MANUFACTURE | 180 | M | | | | | | | | 2 | | | | | | | | | | | 2 | | | 2 | | | |
| | | F | | | | | | | | | | | | | | | | | | | | | | | | | |
| NARCOTICS | a | M | | | | | | | | | | | | | | | | | | | | | | | | | |
| | | F | | | | | | | | | | | | | | | | | | | | | | | | | |
| MARIJUANA | b | M | | | | | | | | 2 | | | | | | | | | | | 2 | | | 2 | | | |
| | | F | | | | | | | | | | | | | | | | | | | | | | | | | |
| SYNTHETIC NARCOTICS | c | M | | | | | | | | | | | | | | | | | | | | | | | | | |
| | | F | | | | | | | | | | | | | | | | | | | | | | | | | |
| OTHER NON-NARCOTICS | d | M | | | | | | | | | | | | | | | | | | | | | | | | | |
| | | F | | | | | | | | | | | | | | | | | | | | | | | | | |
| DRUG/POSSESSION | 185 | M | | | 1 | | | | | 1 | | | | | | | | | | | 2 | | | 2 | | | |
| | | F | | | | | | | | | | | | | | | | | | | | | | | | | |
| NARCOTICS | e | M | | | | | | | | | | | | | | | | | | | | | | | | | |
| | | F | | | | | | | | | | | | | | | | | | | | | | | | | |
| MARIJUANA | f | M | | | 1 | | | | | 1 | | | | | | | | | | | 2 | | | 2 | | | |
| | | F | | | | | | | | | | | | | | | | | | | | | | | | | |
| SYNTHETIC NARCOTICS | g | M | | | | | | | | | | | | | | | | | | | | | | | | | |
| | | F | | | | | | | | | | | | | | | | | | | | | | | | | |
| OTHER NON-NARCOTICS | h | M | | | | | | | | | | | | | | | | | | | | | | | | | |
| | | F | | | | | | | | | | | | | | | | | | | | | | | | | |

AGE, SEX, AND RACE OF PERSON ARRESTED
18 YEARS OF AGE AND OVER

| OFFENSE | UCR | SEX | AGE | | | | | | | | | | | | | TOTAL | RACE | | | | | | | | | |
|--------------------|-----|-----|-----------|-----------|-----------|----------|-----------|-----------|-----------|-----------|-----------|-----------|-----------|-----------|----------|-----------|----------|----|-----|-----|-----|------------|-----------|----------|------------|-----|
| | | | 18 | 19 | 20 | 21 | 22 | 23 | 24 | 25 | 30 | 35 | 40 | 45 | 50 | | 55 | 60 | 65+ | WHT | BLK | IND | ASN | | | |
| GAMBLING | 19 | M | | | | | | | | | | | | | | | | | | | | | | | | |
| | | F | | | | | | | | | | | | | | | | | | | | | | | | |
| BOOKMAKING | a | M | | | | | | | | | | | | | | | | | | | | | | | | |
| | | F | | | | | | | | | | | | | | | | | | | | | | | | |
| NUMBERS | b | M | | | | | | | | | | | | | | | | | | | | | | | | |
| | | F | | | | | | | | | | | | | | | | | | | | | | | | |
| OTHER GAMBLING | c | M | | | | | | | | | | | | | | | | | | | | | | | | |
| | | F | | | | | | | | | | | | | | | | | | | | | | | | |
| FAMILY/CHILD | 20 | M | | | | | | | | | | | | | | | | | | | | | | | | |
| | | F | | | | | | | | | | | | | | | | | | | | | | | | |
| DWI | 21 | M | | 1 | 2 | | 2 | | 3 | 5 | 3 | 3 | 1 | 3 | | | | | | | | | 23 | 1 | | 22 |
| | | F | | | | | | 2 | | | | | | | | | | | | | | | | 2 | | |
| LIQUOR LAWS | 22 | M | 5 | 10 | 4 | | | | | | | | | | | | | | | | | | 19 | | | 19 |
| | | F | 3 | 6 | 7 | | | | | | | | | | | | | | | | | | | 16 | | |
| DRUNKENNESS | 23 | M | | | | | | | | | | | | | | | | | | | | | | | | |
| | | F | | | | | | | | | | | | | | | | | | | | | | | | |
| DISORDERLY CONDUCT | 24 | M | | 1 | | 1 | | 1 | 1 | 1 | 5 | | 2 | 2 | 1 | | | | | | | | 15 | 2 | | 13 |
| | | F | | 1 | | | | | | | | | | | | | | | | | | | | 1 | | |
| VAGRANCY | 25 | M | | | | | | | | | | | | | | | | | | | | | | | | |
| | | F | | | | | | | | | | | | | | | | | | | | | | | | |
| ALL OTHER | 26 | M | 3 | 2 | 6 | 3 | | 4 | 5 | 12 | 5 | 4 | 6 | 2 | 3 | 4 | 2 | | | | | | 61 | 2 | | 59 |
| | | F | 1 | | | 2 | | 1 | 4 | 3 | 1 | 1 | 1 | 1 | 1 | | | | | | | | | 15 | | |
| SUSPICION | 27 | M | | | | | | | | | | | | | | | | | | | | | | | | |
| | | F | | | | | | | | | | | | | | | | | | | | | | | | |
| TOTAL BY SEX | | M | 14 | 20 | 21 | 7 | 5 | 12 | 13 | 43 | 27 | 17 | 18 | 15 | 8 | 8 | 5 | | | | | | 233 | 14 | 1 | 218 |
| | | F | 8 | 9 | 7 | | 5 | 2 | 14 | 5 | 2 | 2 | 3 | 1 | 2 | | | | | | | | | 60 | 1 | |
| GRAND TOTAL | | | 22 | 29 | 28 | 7 | 10 | 12 | 15 | 57 | 32 | 19 | 20 | 18 | 9 | 10 | 5 | | | | | 293 | 15 | 1 | 277 | |

AGE, SEX, AND RACE OF PERSON ARRESTED
UNDER 18 YEARS OF AGE

| OFFENSE | UCR | SEX | AGE | | | | | TOTAL UNDER 18 | RACE | | | | | |
|-------------------------|-----|-----|--------|-------|-------|----|----------|----------------|----------|----------|-----------|-----|-----------|--|
| | | | UND 10 | 10-12 | 13-14 | 15 | 16 | | 17 | WHT | BLK | IND | ASN | |
| DRUGS/POSSESSION | 185 | M | | | | | | | | | | | | |
| | | F | | | | | | | | | | | | |
| NARCOTICS | e | M | | | | | | | | | | | | |
| | | F | | | | | | | | | | | | |
| MARIJUANA | f | M | | | | | | | | | | | | |
| | | F | | | | | | | | | | | | |
| SYNTHETIC NARCOTICS | g | M | | | | | | | | | | | | |
| | | F | | | | | | | | | | | | |
| OTHER NON-NARCOTICS | h | M | | | | | | | | | | | | |
| | | F | | | | | | | | | | | | |
| GAMBLING | 19 | M | | | | | | | | | | | | |
| | | F | | | | | | | | | | | | |
| BOOKMAKING | a | M | | | | | | | | | | | | |
| | | F | | | | | | | | | | | | |
| NUMBERS | b | M | | | | | | | | | | | | |
| | | F | | | | | | | | | | | | |
| OTHER GAMBLING | c | M | | | | | | | | | | | | |
| | | F | | | | | | | | | | | | |
| FAMILY/CHILD | 20 | M | | | | | | | | | | | | |
| | | F | | | | | | | | | | | | |
| DRIVING INFLUENCE | 21 | M | | | | | | | | | | | | |
| | | F | | | | | | | | | | | | |
| LIQUOR LAWS | 22 | M | | | | | | | | | | | | |
| | | F | | | | | 1 | 2 | 1 | 4 | | | 4 | |
| DRUNKENNESS | 23 | M | | | | | | | | | | | | |
| | | F | | | | | | | | | | | | |
| DISORDERLY CONDUCT | 24 | M | | | | | | | | | | | | |
| | | F | | | | | | | | | | | | |
| VAGRANCY | 25 | M | | | | | | | | | | | | |
| | | F | | | | | | | | | | | | |
| ALL OTHER | 26 | M | | | | | | | | | | | | |
| | | F | | | | | | | | | | | | |
| CURFEW | 28 | M | | | | | | | | | | | | |
| | | F | | | | | | | | | | | | |
| RUN-AWAYS | 29 | M | | | | | | | | | | | | |
| | | F | | | | | | | | | | | | |
| TOTAL BY SEX | | M | | | | | 1 | 2 | | 3 | | | 3 | |
| | | F | | | | | 1 | 2 | 3 | 2 | 8 | | 8 | |
| GRAND TOTAL | | | | | | | 1 | 3 | 5 | 2 | 11 | | 11 | |

ARSON OFFENSES KNOWN TO LAW ENFORCEMENT

| 1 PROPERTY CLASSIFICATION | 2 Offenses Report/ Known (Include Unfounded and Attempts) | 3 Unfounded, i.e. False/Baseless Complaints | 4 Actual Offenses (Col. 2-Col. 3 (+ Attempts) | 5 Total Cleared by Arrest or Except. Means (+Column 6) | 6 Number of Clearances Involving Only Persons Under 18 Yrs. of Age | 7 Normally Unused Structures | 8 Estd Value of Property Damage |
|--------------------------------|---|--|---|--|---|---------------------------------------|---|
| STRUCTURE | | | | | | | |
| A. SINGLE OCCUPANT RESIDENT | 1 | | 1 | | | | \$ 10,000 |
| B. OTHER RESIDENTIAL | | | | | | | |
| C. STORAGE | | | | | | | |
| D. INDUSTRIAL/MANUFACTURE | | | | | | | |
| E. OTHER COMMERCIAL | | | | | | | |
| F. COMMUNITY/PUBLIC | | | | | | | |
| G. ALL OTHER STRUCTURES | 1 | | 1 | | | | \$ 5 |
| TOTAL | 2 | | 2 | | | | \$ 10,005 |
| MOBILE | | | | | | | |
| H. MOTOR VEHICLES | | | | | | | |
| I. OTHER MOBILE PROPERTY | | | | | | | |
| TOTAL | | | | | | | \$ - |
| OTHER | | | | | | | |
| J. CROPS, TIMBER, FENCES, ETC. | | | | | | | |
| TOTAL | | | | | | | \$ - |
| GRAND TOTAL | 2 | | 2 | | | | \$ 10,005 |

LAW ENFORCEMENT OFFICERS KILLED OR ASSAULTED

| TYPE OF ACTIVITY | TOTAL ASSAULTS BY WEAPON | TYPE OF WEAPON | | | | | TYPE OF ASSIGNMENT | | | | | | POLICE ASSAULT CLEARED |
|-------------------------------|--------------------------|----------------|-----------------------|---------------|------------------|-------------|--------------------|----------|----------------|--------|-------|----------|------------------------|
| | | FIRE ARM | KNIFE OTHER CUT INSTR | DANGER WEAPON | HANDS FISTS FEET | TWO MAN VEH | ONE MAN VEHICLE | | SPECIAL ASSIGN | | OTHER | | |
| | | | | | | | ALONE | ASSIST | ALONE | ASSIST | ALONE | ASSIST | |
| A | B | C | D | E | F | G | H | I | J | K | L | M | |
| 1. RESPOND DISTURBANCE CALL | 9 | 3 | | 2 | 4 | 1 | 4 | 1 | | | | 3 | 9 |
| 2. BURGLARY IN PROGRESS | | | | | | | | | | | | | |
| 3. ROBBERY IN PROGRESS | | | | | | | | | | | | | |
| 4. ATTEMPT OTHER ARREST | 5 | | | 1 | 4 | 1 | 1 | 3 | | | | | 5 |
| 5. CIVIL DISORDER | | | | | | | | | | | | | |
| 6. HANDLE/TRANSORT PRISONER | 2 | | | | 2 | | 1 | 1 | | | | | 2 |
| 7. INVESTIGATE SUS PERSON/CIR | 1 | | | | 1 | | | 1 | | | | | 1 |
| 8. AMBUSH - NO WARNING | | | | | | | | | | | | | |
| 9. MENTALLY DERANGED | | | | | | | | | | | | | |
| 10. TRAFFIC PURSUIT/STOPS | 1 | | | 1 | | 1 | | | | | | | 1 |
| 11. ALL OTHER | 1 | | | 1 | | 1 | | | | | | | 1 |
| 12. TOTAL (1-11) | 19 | 3 | | 5 | 11 | 4 | 6 | 6 | | | | 3 | 19 |
| 13. NUMBER WITH INJURY | 2 | | | | 2 | | | | | | | | |
| 14. NUMBER WITHOUT INJURY | 17 | 3 | | 5 | 9 | | | | | | | | |
| 15. TIME OF ASSAULTS | 12 AM | 2 AM | 4 AM | 6 AM | 8 AM | 10 AM | NOON | 2 PM | 4 PM | 6 PM | 8 PM | 10 PM | UNK |
| | 6 | 3 | | 2 | 1 | | 2 | 3 | | 1 | 1 | | |

THIS PAGE INTENTIONALLY LEFT BLANK

OFFENSES KNOWN TO LAW ENFORCEMENT

| CLASSIFICATION OF OFFENSES | OFFENSES REPORTED OR KNOWN | UNFOUNDED FALSE OR BASELESS | NUMBER OF ACTUAL OFFENSES | ** OFFENSES CLEARED ** BY ARREST OR EXCEPTION | |
|-------------------------------|----------------------------------|-----------------------------------|------------------------------------|---|-------------------|
| | | | | TOTAL | JUVENILES ONLY |
| CRIMINAL HOMICIDE | | | | | |
| MURDER/NONNEG MANSLAUGHTER | | | | | |
| MANSLAUGHTER BY NEGLIGENCE | | | | | |
| TOTAL | | | | | |
| FORCIBLE RAPE | | | | | |
| RAPE BY FORCE | | | | | |
| ATTEMPTED FORCIBLE RAPE | | | | | |
| TOTAL | | | | | |
| ROBBERY | | | | | |
| FIREARM | | | | | |
| KNIFE/CUTTING INSTRUMENT | | | | | |
| OTHER DANGEROUS WEAPON | | | | | |
| STRONG-ARM (HANDS, FISTS) | | | | | |
| TOTAL | | | | | |
| ASSAULT | | | | | |
| FIREARM | | | | | |
| KNIFE OR CUTTING INSTRUMENT | | | | 1 | |
| OTHER DANGEROUS WEAPON | | | | | |
| HANDS, FIST, FEET, AGGRAVATED | | | | | |
| OTHER ASSAULTS - SIMPLE | 24 | | 24 | 25 | |
| TOTAL | 24 | | 24 | 26 | |
| BURGLARY | | | | | |
| FORCIBLE ENTRY | 15 | | 15 | 4 | |
| UNLAWFUL ENTRY - NO FORCE | | | | | |
| ATTEMPTED FORCIBLE ENTRY | | | | | |
| TOTAL | 15 | | 15 | 4 | |
| LARCENY-THEFT | | | | | |
| THEFT (EX MOTOR VEHICLE) | 14 | 1 | 13 | 6 | |
| TOTAL | 14 | 1 | 13 | 6 | |
| MOTOR VEHICLE THEFT | | | | | |
| AUTOS | 15 | 1 | 14 | 9 | |
| TRUCKS AND BUSES | | | | | |
| OTHER VEHICLES | | | | | |
| TOTAL | 15 | 1 | 14 | 9 | |
| GRAND TOTAL | 68 | 2 | 66 | 45 | |

PROPERTY STOLEN BY CLASSIFICATION

| CLASSIFICATION OF OFFENSES | NUMBER ACTUAL OFFENSES | VALUE OF PROPERTY STOLEN |
|---|------------------------------|--------------------------|
| MURDER/NONNEG MANSLAUGHTER | | \$ - |
| FORCIBLE RAPE | | \$ - |
| ROBBERY | | |
| HIGHWAY (STREET, ALLEYS, ETC.) | | |
| COMMERCIAL HOUSE | | |
| GAS OR SERVICE STATION | | |
| CONVENIENCE STORE | | |
| RESIDENCE | | |
| BANK | | |
| MISCELLANEOUS | | |
| TOTAL ROBBERY | | \$ - |
| BURGLARY | | |
| RESIDENCE (DWELLING) | | |
| NIGHT (6PM-6AM) | 1 | |
| DAY (6AM-6PM) | 4 | |
| UNKNOWN | 5 | |
| NON-RESIDENCE (STORE ETC.) | | |
| NIGHT (6PM-6AM) | 2 | |
| DAY (6AM-6PM) | 3 | |
| UNKNOWN | | |
| TOTAL BURGLARY | 15 | \$ - |
| LARCENY-THEFT | | |
| LARCENY BY VALUE (EX MOTOR VEHICLE) | | |
| \$200 AND OVER | | |
| \$50 TO \$200 | | |
| UNDER \$50 | 13 | |
| LARCENY BY TYPE | | |
| POCKET-PICKING | 1 | |
| PURSE-SNATCHING | | |
| SHOPLIFTING | | |
| FROM MOTOR VEHICLE | 1 | |
| MOTOR VEHICLE PARTS & ACCESSORIES | | |
| BICYCLES | | |
| FROM BUILDING(EX C&H) | 1 | |
| FROM COIN-OP MACHINES | | |
| ALL OTHER | 10 | |
| TOTAL LARCENY | 13 | 13 \$ - \$ - |
| MOTOR VEHICLE THEFT | | |
| MOTOR VEHICLE THEFT | 14 | |
| STOLEN & RECOVERED LOCALLY | | |
| STOLEN LOCALLY & RECOVERED OTHER JURIS. | | |
| TOTAL LOCALLY STOLEN MOTOR VEHICLES | | |
| STOLEN OTHER JURIS. & RECOVERED LOCAL | | |
| TOTAL | 14 | \$ - |
| GRAND TOTAL | 42 | \$ - |

PROPERTY STOLEN / RECOVERED BY TYPE

| TYPE OF PROPERTY | VALUE OF PROPERTY STOLEN | VALUE OF PROPERTY RECOVERED |
|------------------------------|--------------------------|-----------------------------|
| CURRENCY, NOTES, ETC. | | |
| JEWELRY & PRECIOUS METALS | | |
| CLOTHING AND FURS | | |
| LOCALLY STOLEN MOTOR VEHICLE | | |
| OFFICE EQUIPMENT | | |
| TV, RADIOS, CAMERAS, ETC. | | |
| FIREARMS | | |
| HOUSEHOLD GOODS | | |
| CONSUMABLE GOODS | | |
| LIVESTOCK | | |
| MISCELLANEOUS | | |
| GRAND TOTAL | \$ - | \$ - |

AGE, SEX, AND RACE OF PERSON ARRESTED
18 YEARS OF AGE AND OVER

| OFFENSE | UCR | S E X | AGE | | | | | | | | | | | | | | TOTAL | RACE | | | | | | |
|------------------------------|-----|-------------|-----|----|----|----|----|----|----|----|----|----|----|----|----|----|-------|------|-----|-----|-----|-----|--|---|
| | | | 18 | 19 | 20 | 21 | 22 | 23 | 24 | 25 | 30 | 35 | 40 | 45 | 50 | 55 | | 60 | WHT | BLK | IND | ASN | | |
| | | | 18 | 19 | 20 | 21 | 22 | 23 | 24 | 29 | 34 | 39 | 44 | 49 | 54 | 59 | | 64 | 65+ | | | | | |
| MURDER | 01a | M | | | | | | | | | | | | | | | | | | | | | | |
| | | F | | | | | | | | | | | | | | | | | | | | | | |
| MANSLAUGHTER/NEG | 01b | M | | | | | | | | | | | | | | | | | | | | | | |
| | | F | | | | | | | | | | | | | | | | | | | | | | |
| FORCIBLE RAPE | 02 | M | | | | | | | | | | | | | | | | | | | | | | |
| | | F | | | | | | | | | | | | | | | | | | | | | | |
| ROBBERY | 03 | M | | | | | | | | | | | | | | | | | | | | | | |
| | | F | | | | | | | | | | | | | | | | | | | | | | |
| AGGRAVATED ASSAULT | 04 | M | | | | | | | | | 1 | | | | | | | | | | 1 | 1 | | |
| | | F | | | | | | | | | | | | | | | | | | | | | | |
| BURGLARY | 05 | M | | | | | | | | | | | | | | | | | | | | | | |
| | | F | | | | | | | | | | | | | | | | | | | | | | |
| LARCENY | 06 | M | | | | | | | | | | | | | | | | | | | | | | |
| | | F | | | | | | | | | | | | | | | | | | | | | | |
| MOTOR VEHICLE THEFT | 07 | M | | | | | | | | | | | | | | | | | | | | | | |
| | | F | | | | | | | | | | | | | | | | | | | | | | |
| OTHER ASSAULTS | 08 | M | 1 | | 1 | | | | | | 2 | | 1 | 2 | 2 | | | | | | 9 | 2 | | 7 |
| | | F | | | | | | | | | | | | | | | | | | | | | | |
| ARSON | 09 | M | | | | | | | | | | | | | | | | | | | | | | |
| | | F | | | | | | | | | | | | | | | | | | | | | | |
| FORGERY | 10 | M | | | | | | | | | | | | | | | | | | | | | | |
| | | F | | | | | | | | | | | | | | | | | | | | | | |
| FRAUD | 11 | M | | | | | | | | | | | | | | | | | | | | | | |
| | | F | | | | | | | | | | | | | | | | | | | | | | |
| EMBEZZLEMENT | 12 | M | | | | | | | | | | | | | | | | | | | | | | |
| | | F | | | | | | | | | | | | | | | | | | | | | | |
| STOLEN PROP | 13 | M | | | | | | | | | | | | | | | | | | | | | | |
| | | F | | | | | | | | | | | | | | | | | | | | | | |
| VANDALISM | 14 | M | | | | | | | | | | | | | | | | | | | | | | |
| | | F | | | | | | | | | | | | | | | | | | | | | | |
| WEAPONS | 15 | M | | | | | | | | | | | | | | | | | | | | | | |
| | | F | | | | | | | | | | | | | | | | | | | | | | |
| PROSTITUTION | 16 | M | | | | | | | | | | | | | | | | | | | | | | |
| | | F | | | | | | | | | | | | | | | | | | | | | | |
| SEX OFFENSE | 17 | M | | | | | | | | | | | | | | | | | | | | | | |
| | | F | | | | | | | | | | | | | | | | | | | | | | |
| DRUG/SALE/MANUFACTURE | 180 | M | | | 1 | | | | | | | | | | | | | | | | 1 | 1 | | |
| | | F | | | | | | | | | | | | | | | | | | | | | | |
| NARCOTICS | a | M | | | | | | | | | | | | | | | | | | | | | | |
| | | F | | | | | | | | | | | | | | | | | | | | | | |
| MARIJUANA | b | M | | | 1 | | | | | | | | | | | | | | | | 1 | 1 | | |
| | | F | | | | | | | | | | | | | | | | | | | | | | |
| SYNTHETIC NARCOTICS | c | M | | | | | | | | | | | | | | | | | | | | | | |
| | | F | | | | | | | | | | | | | | | | | | | | | | |
| OTHER NON-NARCOTICS | d | M | | | | | | | | | | | | | | | | | | | | | | |
| | | F | | | | | | | | | | | | | | | | | | | | | | |
| DRUG/POSSESSION | 185 | M | | | | | | | | | | | | | | | | | | | | | | |
| | | F | | | | | | | | | | | | | | | | | | | | | | |
| NARCOTICS | e | M | | | | | | | | | | | | | | | | | | | | | | |
| | | F | | | | | | | | | | | | | | | | | | | | | | |
| MARIJUANA | f | M | | | | | | | | | | | | | | | | | | | | | | |
| | | F | | | | | | | | | | | | | | | | | | | | | | |
| SYNTHETIC NARCOTICS | g | M | | | | | | | | | | | | | | | | | | | | | | |
| | | F | | | | | | | | | | | | | | | | | | | | | | |
| OTHER NON-NARCOTICS | h | M | | | | | | | | | | | | | | | | | | | | | | |
| | | F | | | | | | | | | | | | | | | | | | | | | | |

AGE, SEX, AND RACE OF PERSON ARRESTED
18 YEARS OF AGE AND OVER

| OFFENSE | UCR | SEX | AGE | | | | | | | | | | | | | RACE | | | | | |
|--------------------|-----|-----|----------|----------|----|----|----|----|----|----------|----------|----------|----------|----------|----|------|----|-----------|----------|----------|-----|
| | | | 18 | 19 | 20 | 21 | 22 | 23 | 24 | 25 | 30 | 35 | 40 | 45 | 50 | 55 | 60 | 65+ | TOTAL | WHT | BLK |
| GAMBLING | 19 | M | | | | | | | | | | | | | | | | | | | |
| | | F | | | | | | | | | | | | | | | | | | | |
| BOOKMAKING | a | M | | | | | | | | | | | | | | | | | | | |
| | | F | | | | | | | | | | | | | | | | | | | |
| NUMBERS | b | M | | | | | | | | | | | | | | | | | | | |
| | | F | | | | | | | | | | | | | | | | | | | |
| OTHER GAMBLING | c | M | | | | | | | | | | | | | | | | | | | |
| | | F | | | | | | | | | | | | | | | | | | | |
| FAMILY/CHILD | 20 | M | | | | | | | | | | | | | | | | | | | |
| | | F | | | | | | | | | | | | | | | | | | | |
| DWI | 21 | M | | | | | | | | | 1 | | | | | | | 1 | 1 | | |
| | | F | | | | | | | | | | | | | | | | | | | |
| LIQUOR LAWS | 22 | M | | | | | | | | | | | | | | | | | | | |
| | | F | | | | | | | | | | | | | | | | | | | |
| DRUNKENNESS | 23 | M | | | | | | | | | | | | | | | | | | | |
| | | F | | | | | | | | | | | | | | | | | | | |
| DISORDERLY CONDUCT | 24 | M | 1 | | | | | | | | 1 | 1 | | | | | | 3 | 2 | 1 | |
| | | F | | | | | | | | | | | | | | | | | | | |
| VAGRANCY | 25 | M | | | | | | | | | | | | | | | | | | | |
| | | F | | | | | | | | | | | | | | | | | | | |
| ALL OTHER | 26 | M | | | | | | | | | 1 | | | | | | | 1 | 1 | | |
| | | F | | | | | | | | | | | | | | | | | | | |
| SUSPICION | 27 | M | | | | | | | | | | | | | | | | | | | |
| | | F | | | | | | | | | | | | | | | | | | | |
| TOTAL BY SEX | | M | 2 | 2 | | | | | | 2 | 3 | 1 | 4 | 2 | | | | 16 | 8 | 8 | |
| | | F | | | | | | | | | | | | | | | | | | | |
| GRAND TOTAL | | | 2 | 2 | | | | | | 2 | 3 | 1 | 4 | 2 | | | | 16 | 8 | 8 | |

AGE, SEX, AND RACE OF PERSON ARRESTED
UNDER 18 YEARS OF AGE

| OFFENSE | UCR | SEX | AGE | | | | | TOTAL UNDER 18 | RACE | | | |
|-------------------------|-----|-----|--------|-------|-------|----|----|----------------|------|-----|-----|-----|
| | | | UND 10 | 10-12 | 13-14 | 15 | 16 | | 17 | WHT | BLK | IND |
| DRUGS/POSSESSION | 185 | M | | | | | | | | | | |
| | | F | | | | | | | | | | |
| NARCOTICS | e | M | | | | | | | | | | |
| | | F | | | | | | | | | | |
| MARIJUANA | f | M | | | | | | | | | | |
| | | F | | | | | | | | | | |
| SYNTHETIC NARCOTICS | g | M | | | | | | | | | | |
| | | F | | | | | | | | | | |
| OTHER NON-NARCOTICS | h | M | | | | | | | | | | |
| | | F | | | | | | | | | | |
| GAMBLING | 19 | M | | | | | | | | | | |
| | | F | | | | | | | | | | |
| BOOKMAKING | a | M | | | | | | | | | | |
| | | F | | | | | | | | | | |
| NUMBERS | b | M | | | | | | | | | | |
| | | F | | | | | | | | | | |
| OTHER GAMBLING | c | M | | | | | | | | | | |
| | | F | | | | | | | | | | |
| FAMILY/CHILD | 20 | M | | | | | | | | | | |
| | | F | | | | | | | | | | |
| DRIVING INFLUENCE | 21 | M | | | | | | | | | | |
| | | F | | | | | | | | | | |
| LIQUOR LAWS | 22 | M | | | | | | | | | | |
| | | F | | | | | | | | | | |
| DRUNKENNESS | 23 | M | | | | | | | | | | |
| | | F | | | | | | | | | | |
| DISORDERLY CONDUCT | 24 | M | | | | | | | | | | |
| | | F | | | | | | | | | | |
| VAGRANCY | 25 | M | | | | | | | | | | |
| | | F | | | | | | | | | | |
| ALL OTHER | 26 | M | | | | | | | | | | |
| | | F | | | | | | | | | | |
| CURFEW | 28 | M | | | | | | | | | | |
| | | F | | | | | | | | | | |
| RUN-AWAYS | 29 | M | | | | | | | | | | |
| | | F | | | | | | | | | | |
| TOTAL BY SEX | | M | | | | | | | | | | |
| | | F | | | | | | | | | | |
| GRAND TOTAL | | | | | | | | | | | | |

ARSON OFFENSES KNOWN TO LAW ENFORCEMENT

| 1 PROPERTY CLASSIFICATION | 2 Offenses Report/ Known (Include Unfounded and Attempts) | 3 Unfounded, I.e. False/Baseless Complaints | 4 Actual Offenses (Col. 2-Col. 3 (+ Attempts)) | 5 Total Cleared by Arrest or Except. Means (+Column 6) | 6 Number of Clearances Involving Only Persons Under 18 Yrs. of Age | 7 Normally Unused Structures | 8 Estd Value of Property Damage |
|--------------------------------|--|--|---|---|---|---------------------------------|------------------------------------|
| STRUCTURE | | | | | | | |
| A. SINGLE OCCUPANT RESIDENT | | | | | | | |
| B. OTHER RESIDENTIAL | | | | | | | |
| C. STORAGE | | | | | | | |
| D. INDUSTRIAL/MANUFACTURE | | | | | | | |
| E. OTHER COMMERCIAL | | | | | | | |
| F. COMMUNITY/PUBLIC | | | | | | | |
| G. ALL OTHER STRUCTURES | | | | | | | |
| TOTAL | | | | | | | \$ - |
| MOBILE | | | | | | | |
| H. MOTOR VEHICLES | | | | | | | |
| I. OTHER MOBILE PROPERTY | | | | | | | |
| TOTAL | | | | | | | \$ - |
| OTHER | | | | | | | |
| J. CROPS, TIMBER, FENCES, ETC. | | | | | | | |
| TOTAL | | | | | | | \$ - |
| GRAND TOTAL | | | | | | | \$ - |

THIS PAGE INTENTIONALLY LEFT BLANK

OFFENSES KNOWN TO LAW ENFORCEMENT

| CLASSIFICATION OF OFFENSES | OFFENSES REPORTED OR KNOWN | UNFOUNDED FALSE OR BASELESS | NUMBER OF ACTUAL OFFENSES | ** OFFENSES CLEARED ** BY ARREST OR EXCEPTION | |
|-------------------------------|----------------------------|-----------------------------|---------------------------|--|----------------|
| | | | | TOTAL | JUVENILES ONLY |
| CRIMINAL HOMICIDE | | | | | |
| MURDER/NONNEG MANSLAUGHTER | | | | | |
| MANSLAUGHTER BY NEGLIGENCE | | | | | |
| TOTAL | | | | | |
| FORCIBLE RAPE | | | | | |
| RAPE BY FORCE | | | | | |
| ATTEMPTED FORCIBLE RAPE | | | | | |
| TOTAL | | | | | |
| ROBBERY | | | | | |
| FIREARM | | | | | |
| KNIFE/CUTTING INSTRUMENT | | | | | |
| OTHER DANGEROUS WEAPON | | | | | |
| STRONG-ARM (HANDS, FISTS) | | | | | |
| TOTAL | | | | | |
| ASSAULT | | | | | |
| FIREARM | 3 | | 3 | 3 | |
| KNIFE OR CUTTING INSTRUMENT | | | | | |
| OTHER DANGEROUS WEAPON | | | | | |
| HANDS, FIST, FEET, AGGRAVATED | 13 | | 13 | 16 | |
| OTHER ASSAULTS - SIMPLE | | | | | |
| TOTAL | 16 | | 16 | 19 | |
| BURGLARY | | | | | |
| FORCIBLE ENTRY | 1 | | 1 | 1 | |
| UNLAWFUL ENTRY - NO FORCE | | | | 2 | |
| ATTEMPTED FORCIBLE ENTRY | | | | | |
| TOTAL | 1 | | 1 | 3 | |
| LARCENY-THEFT | | | | | |
| THEFT (EX MOTOR VEHICLE) | 6 | | 6 | 7 | |
| TOTAL | 6 | | 6 | 7 | |
| MOTOR VEHICLE THEFT | | | | | |
| AUTOS | 1 | | 1 | | |
| TRUCKS AND BUSES | | | | 1 | |
| OTHER VEHICLES | | | | | |
| TOTAL | 1 | | 1 | 1 | |
| GRAND TOTAL | 24 | | 24 | 30 | |

PROPERTY STOLEN BY CLASSIFICATION

| CLASSIFICATION OF OFFENSES | NUMBER ACTUAL OFFENSES | VALUE OF PROPERTY STOLEN |
|---|------------------------------|--------------------------|
| MURDER/NONNEG MANSLAUGHTER | | \$ - |
| FORCIBLE RAPE | | \$ - |
| ROBBERY | | |
| HIGHWAY (STREET, ALLEYS, ETC.) | | |
| COMMERCIAL HOUSE | | |
| GAS OR SERVICE STATION | | |
| CONVENIENCE STORE | | |
| RESIDENCE | | |
| BANK | | |
| MISCELLANEOUS | | |
| TOTAL ROBBERY | | \$ - |
| BURGLARY | | |
| RESIDENCE (DWELLING) | | |
| NIGHT (6PM-6AM) | 1 | |
| DAY (6AM-6PM) | | |
| UNKNOWN | | |
| NON-RESIDENCE (STORE ETC.) | | |
| NIGHT (6PM-6AM) | | |
| DAY (6AM-6PM) | | |
| UNKNOWN | | |
| TOTAL BURGLARY | 1 | \$ - |
| LARCENY-THEFT | | |
| LARCENY BY VALUE (EX MOTOR VEHICLE) | | |
| \$200 AND OVER | | |
| \$50 TO \$200 | | |
| UNDER \$50 | 6 | |
| LARCENY BY TYPE | | |
| POCKET-PICKING | | |
| PURSE-SNATCHING | | |
| SHOPLIFTING | | |
| FROM MOTOR VEHICLE | 1 | |
| MOTOR VEHICLE PARTS & ACCESSORIES | | |
| BICYCLES | | |
| FROM BUILDING(EX C&H) | 1 | |
| FROM COIN-OP MACHINES | | |
| ALL OTHER | 4 | |
| TOTAL LARCENY | 6 | 6 \$ - \$ - |
| MOTOR VEHICLE THEFT | | |
| MOTOR VEHICLE THEFT | 1 | |
| STOLEN & RECOVERED LOCALLY | | |
| STOLEN LOCALLY & RECOVERED OTHER JURIS. | | |
| TOTAL LOCALLY STOLEN MOTOR VEHICLES | | |
| STOLEN OTHER JURIS. & RECOVERED LOCAL | | |
| TOTAL | 1 | \$ - |
| GRAND TOTAL | 8 | \$ - |

PROPERTY STOLEN / RECOVERED BY TYPE

| TYPE OF PROPERTY | VALUE OF PROPERTY STOLEN | VALUE OF PROPERTY RECOVERED |
|------------------------------|--------------------------|-----------------------------|
| CURRENCY, NOTES, ETC. | | |
| JEWELRY & PRECIOUS METALS | | |
| CLOTHING AND FURS | | |
| LOCALLY STOLEN MOTOR VEHICLE | | |
| OFFICE EQUIPMENT | | |
| TV, RADIOS, CAMERAS, ETC. | | |
| FIREARMS | | |
| HOUSEHOLD GOODS | | |
| CONSUMABLE GOODS | | |
| LIVESTOCK | | |
| MISCELLANEOUS | | |
| GRAND TOTAL | \$ - | \$ - |

AGE, SEX, AND RACE OF PERSON ARRESTED
18 YEARS OF AGE AND OVER

| OFFENSE | UCR | S E X | AGE | | | | | | | | | | | | | TOTAL | RACE | | | | | | | | | |
|------------------------------|-----|-------------|-----|----|----|----|----|----|----|----|----|----|----|----|----|-------|------|----|-----|-----|-----|-----|-----|----|---|--|
| | | | 18 | 19 | 20 | 21 | 22 | 23 | 24 | 25 | 30 | 35 | 40 | 45 | 50 | | 55 | 60 | 65+ | WHT | BLK | IND | ASN | | | |
| MURDER | 01a | M | | | | | | | | | | | | | | | | | | | | | | | | |
| | | F | | | | | | | | | | | | | | | | | | | | | | | | |
| MANSLAUGHTER/NEG | 01b | M | | | | | | | | | | | | | | | | | | | | | | | | |
| | | F | | | | | | | | | | | | | | | | | | | | | | | | |
| FORCIBLE RAPE | 02 | M | | | | | | | | | | | | | | | | | | | | | | | | |
| | | F | | | | | | | | | | | | | | | | | | | | | | | | |
| ROBBERY | 03 | M | | | | | | | | | | | | | | | | | | | | | | | | |
| | | F | | | | | | | | | | | | | | | | | | | | | | | | |
| AGGRAVATED ASSAULT | 04 | M | | | | 1 | | | | 1 | 5 | 1 | 2 | 3 | 1 | | | | | | | | 14 | 15 | | |
| | | F | | | | | | | | | | | | | 1 | | | | | | | | 1 | | | |
| BURGLARY | 05 | M | | | | 1 | | | | | | | | | | | | | | | | | 1 | | 1 | |
| | | F | | | | | | | | | | | | | | | | | | | | | | | | |
| LARCENY | 06 | M | | | | | | | | 1 | | | | | | | | | | | | | 1 | 1 | | |
| | | F | | | | | | | | | | | | | | | | | | | | | | | | |
| MOTOR VEHICLE THEFT | 07 | M | 1 | | | | | | | | | | | | | | | | | | | | 1 | 1 | | |
| | | F | | | | | | | | | | | | | | | | | | | | | | | | |
| OTHER ASSAULTS | 08 | M | | | | | | | | | | | | | 1 | | | | | | | | 1 | 1 | | |
| | | F | | | | | | | | | | | | | | | | | | | | | | | | |
| ARSON | 09 | M | | | | | | | | | | | | | | | | | | | | | | | | |
| | | F | | | | | | | | | | | | | | | | | | | | | | | | |
| FORGERY | 10 | M | | | | | | | | | | | | | | | | | | | | | | | | |
| | | F | | | | | | | | | | | | | | | | | | | | | | | | |
| FRAUD | 11 | M | | | | | | | | | | | | | | | | | | | | | | | | |
| | | F | | | | | | | | | | | | | | | | | | | | | | | | |
| EMBEZZLEMENT | 12 | M | | | | | | | | | | | | | | | | | | | | | | | | |
| | | F | | | | | | | | | | | | | | | | | | | | | | | | |
| STOLEN PROP | 13 | M | | | | | | | | | | | | | | | | | | | | | | | | |
| | | F | | | | | | | | | | | | | | | | | | | | | | | | |
| VANDALISM | 14 | M | | | | | | | 1 | 1 | | | | | | | | | | | | | 2 | 1 | 1 | |
| | | F | | | | | | | | | | | | | | | | | | | | | | | | |
| WEAPONS | 15 | M | | | | | | | 1 | 1 | 3 | | | | 1 | | | | | | | | 6 | 5 | 1 | |
| | | F | | | | | | | | | | | | | | | | | | | | | | | | |
| PROSTITUTION | 16 | M | | | | | | | | | | | | | | | | | | | | | | | | |
| | | F | | | | | | | | | | | | | | | | | | | | | | | | |
| SEX OFFENSE | 17 | M | | | | | 1 | | | | | | | | | | | | | | | | 1 | 1 | | |
| | | F | | | | | | | | | | | | | | | | | | | | | | | | |
| DRUG/SALE/MANUFACTURE | 180 | M | 1 | | | | | | | | | | | | 1 | | | | | | | | 2 | 1 | 1 | |
| | | F | | | | | | | | | | | | | | | | | | | | | | | | |
| NARCOTICS | a | M | 1 | | | | | | | | | | | | 1 | | | | | | | | 2 | 1 | 1 | |
| | | F | | | | | | | | | | | | | | | | | | | | | | | | |
| MARIJUANA | b | M | | | | | | | | | | | | | | | | | | | | | | | | |
| | | F | | | | | | | | | | | | | | | | | | | | | | | | |
| SYNTHETIC NARCOTICS | c | M | | | | | | | | | | | | | | | | | | | | | | | | |
| | | F | | | | | | | | | | | | | | | | | | | | | | | | |
| OTHER NON-NARCOTICS | d | M | | | | | | | | | | | | | | | | | | | | | | | | |
| | | F | | | | | | | | | | | | | | | | | | | | | | | | |
| DRUG/POSSESSION | 185 | M | 1 | | | | 1 | | | | | | | | | | | | | | | | 2 | 2 | 1 | |
| | | F | | | | | | | | | | | | | 1 | | | | | | | | 1 | | | |
| NARCOTICS | e | M | | | | | | | | | | | | | | | | | | | | | | | | |
| | | F | | | | | | | | | | | | | | | | | | | | | | | | |
| MARIJUANA | f | M | 1 | | | | 1 | | | | | | | | | | | | | | | | 2 | 2 | 1 | |
| | | F | | | | | | | | | | | | | 1 | | | | | | | | 1 | | | |
| SYNTHETIC NARCOTICS | g | M | | | | | | | | | | | | | | | | | | | | | | | | |
| | | F | | | | | | | | | | | | | | | | | | | | | | | | |
| OTHER NON-NARCOTICS | h | M | | | | | | | | | | | | | | | | | | | | | | | | |
| | | F | | | | | | | | | | | | | | | | | | | | | | | | |

AGE, SEX, AND RACE OF PERSON ARRESTED
18 YEARS OF AGE AND OVER

| OFFENSE | UCR | SEX | AGE | | | | | | | | | | | | | RACE | | | | | |
|--------------------|-----|-----|----------|----------|----------|----------|-----------|----------|----------|----------|-----------|----------|----------|----------|----------|----------|----------|-----------|-----------|-----|-----------|
| | | | 18 | 19 | 20 | 21 | 22 | 23 | 24 | 25 | 30 | 35 | 40 | 45 | 50 | 55 | 60 | 65+ | TOTAL | WHT | BLK |
| GAMBLING | 19 | M | | | | | | | | | | | | | | | | | | | |
| | | F | | | | | | | | | | | | | | | | | | | |
| BOOKMAKING | a | M | | | | | | | | | | | | | | | | | | | |
| | | F | | | | | | | | | | | | | | | | | | | |
| NUMBERS | b | M | | | | | | | | | | | | | | | | | | | |
| | | F | | | | | | | | | | | | | | | | | | | |
| OTHER GAMBLING | c | M | | | | | | | | | | | | | | | | | | | |
| | | F | | | | | | | | | | | | | | | | | | | |
| FAMILY/CHILD | 20 | M | | | | | | | | | | | | | | | | | | | |
| | | F | | | | | | | | | | | | | | | | | | | |
| DWI | 21 | M | | | 1 | | 2 | 1 | | 2 | 1 | 2 | 1 | 2 | 1 | 2 | | 15 | 14 | | 1 |
| | | F | | | | | | | | | | | | | | | | | | | |
| LIQUOR LAWS | 22 | M | | | 1 | 1 | 2 | | | | | | | | | | | 4 | 2 | | 2 |
| | | F | | | | | | | | | | | | | | | | | | | |
| DRUNKENNESS | 23 | M | | | | | | | | | | | | | | | | | | | |
| | | F | | | | | | | | | | | | | | | | | | | |
| DISORDERLY CONDUCT | 24 | M | | | | | 1 | | | | | | | | | | | 1 | 1 | | |
| | | F | | | | | | | | | | | | | | | | | | | |
| VAGRANCY | 25 | M | | | | | | | | | | | | | | | | | | | |
| | | F | | | | | | | | | | | | | | | | | | | |
| ALL OTHER | 26 | M | | | | 1 | 3 | | | 2 | | 1 | 3 | 1 | 2 | | 1 | 14 | 16 | | 6 |
| | | F | | 1 | 1 | | | | | 1 | 1 | 3 | | | 1 | | | 8 | | | |
| SUSPICION | 27 | M | | | | | | | | | | | | | | | | | | | |
| | | F | | | | | | | | | | | | | | | | | | | |
| TOTAL BY SEX | | M | 3 | | 2 | 3 | 10 | 2 | 2 | 8 | 9 | 4 | 7 | 8 | 4 | 2 | 1 | 65 | 61 | | 14 |
| | | F | | 1 | 1 | | | | | 1 | 1 | 4 | | | 2 | | | 10 | | | |
| GRAND TOTAL | | | 3 | 1 | 3 | 3 | 10 | 2 | 2 | 9 | 10 | 8 | 7 | 8 | 6 | 2 | 1 | 75 | 61 | | 14 |

AGE, SEX, AND RACE OF PERSON ARRESTED
UNDER 18 YEARS OF AGE

| OFFENSE | UCR | SEX | AGE | | | | | TOTAL UNDER 18 | RACE | | | |
|-------------------------|-----|-----|--------|-------|-------|----------|----|----------------|----------|----------|-----|----------|
| | | | UND 10 | 10-12 | 13-14 | 15 | 16 | | 17 | WHT | BLK | IND |
| DRUGS/POSSESSION | 185 | M | | | | | | | | | | |
| | | F | | | | | | | | | | |
| NARCOTICS | e | M | | | | | | | | | | |
| | | F | | | | | | | | | | |
| MARIJUANA | f | M | | | | | | | | | | |
| | | F | | | | | | | | | | |
| SYNTHETIC NARCOTICS | g | M | | | | | | | | | | |
| | | F | | | | | | | | | | |
| OTHER NON-NARCOTICS | h | M | | | | | | | | | | |
| | | F | | | | | | | | | | |
| GAMBLING | 19 | M | | | | | | | | | | |
| | | F | | | | | | | | | | |
| BOOKMAKING | a | M | | | | | | | | | | |
| | | F | | | | | | | | | | |
| NUMBERS | b | M | | | | | | | | | | |
| | | F | | | | | | | | | | |
| OTHER GAMBLING | c | M | | | | | | | | | | |
| | | F | | | | | | | | | | |
| FAMILY/CHILD | 20 | M | | | | | | | | | | |
| | | F | | | | | | | | | | |
| DRIVING INFLUENCE | 21 | M | | | | | | 1 | 1 | | 1 | |
| | | F | | | | | | | | | | |
| LIQUOR LAWS | 22 | M | | | | | | | | | | |
| | | F | | | | | | | | | | |
| DRUNKENNESS | 23 | M | | | | | | | | | | |
| | | F | | | | | | | | | | |
| DISORDERLY CONDUCT | 24 | M | | | | | | | | | | |
| | | F | | | | | | | | | | |
| VAGRANCY | 25 | M | | | | | | | | | | |
| | | F | | | | | | | | | | |
| ALL OTHER | 26 | M | | | | | | 2 | | 2 | | 1 |
| | | F | | | | | | 1 | | 1 | | |
| CURFEW | 28 | M | | | | | | | | | | |
| | | F | | | | | | | | | | |
| RUN-AWAYS | 29 | M | | | | | | | | | | |
| | | F | | | | | | | | | | |
| TOTAL BY SEX | | M | | | | 1 | | 4 | | 3 | | 3 |
| | | F | | | | | | 1 | | 1 | | |
| GRAND TOTAL | | | | | | 1 | | 5 | 6 | 3 | | 3 |

ARSON OFFENSES KNOWN TO LAW ENFORCEMENT

| 1 PROPERTY CLASSIFICATION | 2 Offenses Report/ Known (Include Unfounded and Attempts) | 3 Unfounded, I.e. False/Baseless Complaints | 4 Actual Offenses (Col. 2-Col. 3 (+ Attempts)) | 5 Total Cleared by Arrest or Except. Means (+Column 6) | 6 Number of Clearances Involving Only Persons Under 18 Yrs. of Age | 7 Normally Unused Structures | 8 Estd Value of Property Damage |
|--------------------------------|--|--|---|---|---|---------------------------------|------------------------------------|
| STRUCTURE | | | | | | | |
| A. SINGLE OCCUPANT RESIDENT | | | | | | | |
| B. OTHER RESIDENTIAL | | | | | | | |
| C. STORAGE | | | | | | | |
| D. INDUSTRIAL/MANUFACTURE | | | | | | | |
| E. OTHER COMMERCIAL | | | | | | | |
| F. COMMUNITY/PUBLIC | | | | | | | |
| G. ALL OTHER STRUCTURES | | | | | | | |
| TOTAL | | | | | | | \$ - |
| MOBILE | | | | | | | |
| H. MOTOR VEHICLES | | | | | | | |
| I. OTHER MOBILE PROPERTY | | | | | | | |
| TOTAL | | | | | | | \$ - |
| OTHER | | | | | | | |
| J. CROPS, TIMBER, FENCES, ETC. | | | | | | | |
| TOTAL | | | | | | | \$ - |
| GRAND TOTAL | | | | | | | \$ - |

THIS PAGE INTENTIONALLY LEFT BLANK

OFFENSES KNOWN TO LAW ENFORCEMENT

| CLASSIFICATION OF OFFENSES | OFFENSES REPORTED OR KNOWN | UNFOUNDED FALSE OR BASELESS | NUMBER OF ACTUAL OFFENSES | ** OFFENSES CLEARED ** BY ARREST OR EXCEPTION | |
|-------------------------------|----------------------------|-----------------------------|---------------------------|--|----------------|
| | | | | TOTAL | JUVENILES ONLY |
| CRIMINAL HOMICIDE | | | | | |
| MURDER/NONNEG MANSLAUGHTER | | | | | |
| MANSLAUGHTER BY NEGLIGENCE | | | | | |
| TOTAL | | | | | |
| FORCIBLE RAPE | | | | | |
| RAPE BY FORCE | | | | | |
| ATTEMPTED FORCIBLE RAPE | | | | | |
| TOTAL | | | | | |
| ROBBERY | | | | | |
| FIREARM | | | | | |
| KNIFE/CUTTING INSTRUMENT | | | | | |
| OTHER DANGEROUS WEAPON | | | | | |
| STRONG-ARM (HANDS, FISTS) | | | | | |
| TOTAL | | | | | |
| ASSAULT | | | | | |
| FIREARM | | | | | |
| KNIFE OR CUTTING INSTRUMENT | 3 | | 3 | 3 | |
| OTHER DANGEROUS WEAPON | | | | | |
| HANDS, FIST, FEET, AGGRAVATED | 13 | | 13 | 13 | |
| OTHER ASSAULTS - SIMPLE | 31 | 1 | 30 | 31 | |
| TOTAL | 47 | 1 | 46 | 47 | |
| BURGLARY | | | | | |
| FORCIBLE ENTRY | 6 | | 6 | 6 | 1 |
| UNLAWFUL ENTRY - NO FORCE | | | | | |
| ATTEMPTED FORCIBLE ENTRY | | | | | |
| TOTAL | 6 | | 6 | 6 | 1 |
| LARCENY-THEFT | | | | | |
| THEFT (EX MOTOR VEHICLE) | 13 | | 13 | 13 | 6 |
| TOTAL | 13 | | 13 | 13 | 6 |
| MOTOR VEHICLE THEFT | | | | | |
| AUTOS | 1 | | 1 | 1 | 1 |
| TRUCKS AND BUSES | | | | | |
| OTHER VEHICLES | | | | | |
| TOTAL | 1 | | 1 | 1 | 1 |
| GRAND TOTAL | 67 | 1 | 66 | 67 | 8 |

PROPERTY STOLEN BY CLASSIFICATION

| CLASSIFICATION OF OFFENSES | NUMBER ACTUAL OFFENSES | VALUE OF PROPERTY STOLEN | |
|---|------------------------------|--------------------------|-----------|
| MURDER/NONNEG MANSLAUGHTER | | \$ | - |
| FORCIBLE RAPE | | \$ | - |
| ROBBERY | | | |
| HIGHWAY (STREET, ALLEYS, ETC.) | | | |
| COMMERCIAL HOUSE | | | |
| GAS OR SERVICE STATION | | | |
| CONVENIENCE STORE | | | |
| RESIDENCE | | | |
| BANK | | | |
| MISCELLANEOUS | | | |
| TOTAL ROBBERY | | \$ | - |
| BURGLARY | | | |
| RESIDENCE (DWELLING) | | | |
| NIGHT (6PM-6AM) | | | |
| DAY (6AM-6PM) | | | |
| UNKNOWN | 2 | | |
| NON-RESIDENCE (STORE ETC.) | | | |
| NIGHT (6PM-6AM) | 1 | | |
| DAY (6AM-6PM) | 2 | | |
| UNKNOWN | 1 | | |
| TOTAL BURGLARY | 6 | \$ | - |
| LARCENY-THEFT | | | |
| LARCENY BY VALUE (EX MOTOR VEHICLE) | | | |
| \$200 AND OVER | | | |
| \$50 TO \$200 | | | |
| UNDER \$50 | 13 | \$ | 15 |
| LARCENY BY TYPE | | | |
| POCKET-PICKING | | | |
| PURSE-SNATCHING | | | |
| SHOPLIFTING | | | |
| FROM MOTOR VEHICLE | | | |
| MOTOR VEHICLE PARTS & ACCESSORIES | 4 | | |
| BICYCLES | | | |
| FROM BUILDING(EX C&H) | 4 | | |
| FROM COIN-OP MACHINES | | | |
| ALL OTHER | 5 | \$ | 15 |
| TOTAL LARCENY | 13 | 13 \$ | 15 \$ |
| MOTOR VEHICLE THEFT | | | |
| MOTOR VEHICLE THEFT | 1 | | |
| STOLEN & RECOVERED LOCALLY | | | |
| STOLEN LOCALLY & RECOVERED OTHER JURIS. | | | |
| TOTAL LOCALLY STOLEN MOTOR VEHICLES | | | |
| STOLEN OTHER JURIS. & RECOVERED LOCAL | | | |
| TOTAL | 1 | \$ | - |
| GRAND TOTAL | 20 | \$ | 15 |

PROPERTY STOLEN / RECOVERED BY TYPE

| TYPE OF PROPERTY | VALUE OF PROPERTY STOLEN | VALUE OF PROPERTY RECOVERED |
|------------------------------|--------------------------|-----------------------------|
| CURRENCY, NOTES, ETC. | | |
| JEWELRY & PRECIOUS METALS | | |
| CLOTHING AND FURS | | |
| LOCALLY STOLEN MOTOR VEHICLE | | |
| OFFICE EQUIPMENT | | |
| TV, RADIOS, CAMERAS, ETC. | | |
| FIREARMS | | |
| HOUSEHOLD GOODS | | |
| CONSUMABLE GOODS | | |
| LIVESTOCK | | |
| MISCELLANEOUS | \$ 15 | \$ 1,015 |
| GRAND TOTAL | \$ 15 | \$ 1,015 |

AGE, SEX, AND RACE OF PERSON ARRESTED
18 YEARS OF AGE AND OVER

| OFFENSE | UCR | S E X | AGE | | | | | | | | | | | | | TOTAL | RACE | | | | | | | | |
|-----------------------|-----|-------------|-----|----|----|----|----|----|----|----|----|----|----|----|----|-------|------|----|-----|-----|-----|-----|-----|--|---|
| | | | 18 | 19 | 20 | 21 | 22 | 23 | 24 | 25 | 30 | 35 | 40 | 45 | 50 | | 55 | 60 | 65+ | WHT | BLK | IND | ASN | | |
| | | | | | | | | | | | | | | | | | | | | | | | | | |
| MURDER | 01a | M | | | | | | | | | | | | | | | | | | | | | | | |
| | | F | | | | | | | | | | | | | | | | | | | | | | | |
| MANSLAUGHTER/NEG | 01b | M | | | | | | | | | | | | | | | | | | | | | | | |
| | | F | | | | | | | | | | | | | | | | | | | | | | | |
| FORCIBLE RAPE | 02 | M | | | | | | | | | | | | | | | | | | | | | | | |
| | | F | | | | | | | | | | | | | | | | | | | | | | | |
| ROBBERY | 03 | M | | | | | | | | | | | | | | | | | | | | | | | |
| | | F | | | | | | | | | | | | | | | | | | | | | | | |
| AGGRAVATED ASSAULT | 04 | M | | 1 | | 1 | | | | 3 | 3 | | 2 | 1 | | | | | | | | 11 | 10 | | 1 |
| | | F | | | | | 1 | | | | | 1 | | | | | | | | | | 2 | 1 | | 1 |
| BURGLARY | 05 | M | | 2 | | | | | 2 | | | | | | | | | | | | | 4 | 4 | | |
| | | F | | | | | | | | 1 | | | | | | | | | | | | 1 | 1 | | |
| LARCENY | 06 | M | | | | 1 | | 1 | | | | | | | | | | | | | | 2 | 2 | | |
| | | F | | 1 | | | | | | 1 | | | | | | | | | | | | 2 | 2 | | |
| MOTOR VEHICLE THEFT | 07 | M | | | | | | | | | | | | | | | | | | | | | | | |
| | | F | | | | | | | | | | | | | | | | | | | | | | | |
| OTHER ASSAULTS | 08 | M | 1 | 1 | | 1 | | 2 | | 8 | 2 | 3 | 1 | 1 | 1 | 1 | 1 | | | | | 23 | 14 | | 9 |
| | | F | | | 1 | | | | | | 1 | 1 | 3 | 2 | | | | | | | | 8 | 4 | | 4 |
| ARSON | 09 | M | | | | | | | | | | | | | | | | | | | | | | | |
| | | F | | | | | | | | | | | | | | | | | | | | | | | |
| FORGERY | 10 | M | | | | | | | | | | | | | | | | | | | | | | | |
| | | F | | | | | | | | | | | | | | | | | | | | | | | |
| FRAUD | 11 | M | | | | | | | | | | | | | | | | | | | | | | | |
| | | F | | 2 | | | | | | | | 3 | | | | | | | | | | 5 | 3 | | 2 |
| EMBEZZLEMENT | 12 | M | | | | | | | | | | | | | | | | | | | | | | | |
| | | F | | | | | | | | | | | | | | | | | | | | | | | |
| STOLEN PROP | 13 | M | | | | | | | | | | | | | | | | | | | | | | | |
| | | F | | | | | | | | | | | | | | | | | | | | | | | |
| VANDALISM | 14 | M | | | | | | | 1 | | | 1 | 1 | 1 | | | | | | | | 4 | 3 | | 1 |
| | | F | | | | | | | | | | | | | | | | | | | | | | | |
| WEAPONS | 15 | M | | | | | | | | 4 | | | | | | | | | | | | 4 | 4 | | |
| | | F | | 2 | | | | | | | | | | | | | | | | | | 2 | 2 | | |
| PROSTITUTION | 16 | M | | | | | | | | | | | | | | | | | | | | | | | |
| | | F | | | | | | | | | | | | | | | | | | | | | | | |
| SEX OFFENSE | 17 | M | | | | 1 | | | | | | | | | | | | | | | | 1 | 1 | | |
| | | F | | | | | | | | | | | | | | | | | | | | | | | |
| DRUG/SALE/MANUFACTURE | 180 | M | | | | | | | | 1 | | 1 | | | | | | | | | | 2 | 1 | | 1 |
| | | F | | | | | | | | | 1 | 1 | | | | | | | | | | 2 | 1 | | 1 |
| NARCOTICS | a | M | | | | | | | | | | | | | | | | | | | | | | | |
| | | F | | | | | | | | | | | | | | | | | | | | | | | |
| MARIJUANA | b | M | | | | | | | | 1 | | 1 | | | | | | | | | | 2 | 1 | | 1 |
| | | F | | | | | | | | | 1 | 1 | | | | | | | | | | 2 | 1 | | 1 |
| SYNTHETIC NARCOTICS | c | M | | | | | | | | | | | | | | | | | | | | | | | |
| | | F | | | | | | | | | | | | | | | | | | | | | | | |
| OTHER NON-NARCOTICS | d | M | | | | | | | | | | | | | | | | | | | | | | | |
| | | F | | | | | | | | | | | | | | | | | | | | | | | |
| DRUG/POSSESSION | 185 | M | | 1 | | 1 | 1 | | | 1 | | 2 | 1 | 1 | | | | | | | | 8 | 6 | | 2 |
| | | F | | | | | | | | | | | | | | | | | | | | | | | |
| NARCOTICS | e | M | | | | | | | | | | | | | | | | | | | | | | | |
| | | F | | | | | | | | | | | | | | | | | | | | | | | |
| MARIJUANA | f | M | | 1 | | 1 | 1 | | | 1 | | 2 | 1 | 1 | | | | | | | | 8 | 6 | | 2 |
| | | F | | | | | | | | | | | | | | | | | | | | | | | |
| SYNTHETIC NARCOTICS | g | M | | | | | | | | | | | | | | | | | | | | | | | |
| | | F | | | | | | | | | | | | | | | | | | | | | | | |
| OTHER NON-NARCOTICS | h | M | | | | | | | | | | | | | | | | | | | | | | | |
| | | F | | | | | | | | | | | | | | | | | | | | | | | |

AGE, SEX, AND RACE OF PERSON ARRESTED
18 YEARS OF AGE AND OVER

| OFFENSE | UCR | SEX | AGE | | | | | | | | | | | | | TOTAL | RACE | | | | | | | | | |
|--------------------|-----|-----|-----------|-----------|-----------|-----------|----------|-----------|----------|-----------|-----------|-----------|-----------|-----------|----------|----------|----------|----------|-----|-----|-----|------------|------------|----------|-----------|----|
| | | | 18 | 19 | 20 | 21 | 22 | 23 | 24 | 25 | 30 | 35 | 40 | 45 | 50 | | 55 | 60 | 65+ | WHT | BLK | IND | ASN | | | |
| GAMBLING | 19 | M | | | | | | | | | | | | | | | | | | | | | | | | |
| | | F | | | | | | | | | | | | | | | | | | | | | | | | |
| BOOKMAKING | a | M | | | | | | | | | | | | | | | | | | | | | | | | |
| | | F | | | | | | | | | | | | | | | | | | | | | | | | |
| NUMBERS | b | M | | | | | | | | | | | | | | | | | | | | | | | | |
| | | F | | | | | | | | | | | | | | | | | | | | | | | | |
| OTHER GAMBLING | c | M | | | | | | | | | | | | | | | | | | | | | | | | |
| | | F | | | | | | | | | | | | | | | | | | | | | | | | |
| FAMILY/CHILD | 20 | M | | | | 1 | | | 1 | | | | | | | | | | | | | | 2 | 1 | | 1 |
| | | F | | | | | | | | | | | | | | | | | | | | | | | | |
| DWI | 21 | M | | | | | | | 2 | | 3 | 2 | 1 | 1 | 1 | | 2 | | | | | | 12 | 8 | 1 | 3 |
| | | F | | | 1 | 1 | | | | | | 1 | | | | | | | | | | | | 3 | 1 | |
| LIQUOR LAWS | 22 | M | 4 | 4 | 5 | | 1 | 1 | | | | | | | | | | | | | | | 15 | 10 | | 5 |
| | | F | 2 | 1 | 4 | | | | | | | | | | | | | | | | | | | 7 | 3 | |
| DRUNKENNESS | 23 | M | | | | | 1 | | | | | | | | | | | | | | | | 1 | | | 1 |
| | | F | | | | | | | | | | | | | | | | | | | | | | | | |
| DISORDERLY CONDUCT | 24 | M | | | | 1 | 2 | | 3 | 1 | 1 | | | 1 | | | | | | | | | 9 | 5 | | 4 |
| | | F | | | | | | | 2 | 1 | | | | | | | | | | | | | | 3 | 2 | |
| VAGRANCY | 25 | M | | | | | | | | | | | | | | | | | | | | | | | | |
| | | F | | | | | | | | | | | | | | | | | | | | | | | | |
| ALL OTHER | 26 | M | 5 | 5 | 5 | 9 | 5 | 5 | 6 | 16 | 8 | 12 | 4 | 5 | 3 | 2 | | 2 | | | | | 92 | 58 | | 34 |
| | | F | | | | 5 | 1 | | 2 | 3 | 8 | 2 | 7 | 4 | 1 | 1 | | | | | | | | 34 | 13 | |
| SUSPICION | 27 | M | | | | | | | | | | | | | | | | | | | | | | | | |
| | | F | | | | | | | | | | | | | | | | | | | | | | | | |
| TOTAL BY SEX | | M | 10 | 13 | 11 | 12 | 8 | 13 | 7 | 42 | 15 | 19 | 12 | 10 | 8 | 5 | 1 | 4 | | | | | 190 | 127 | 1 | 62 |
| | | F | 4 | 4 | 6 | 6 | 1 | 1 | 2 | 5 | 12 | 4 | 16 | 6 | 1 | 1 | | | | | | | | 69 | 33 | |
| GRAND TOTAL | | | 14 | 17 | 17 | 18 | 9 | 14 | 9 | 47 | 27 | 23 | 28 | 16 | 9 | 6 | 1 | 4 | | | | 259 | 160 | 1 | 98 | |

AGE, SEX, AND RACE OF PERSON ARRESTED
UNDER 18 YEARS OF AGE

| OFFENSE | UCR | SEX | AGE | | | | | | TOTAL UNDER 18 | RACE | | | |
|-------------------------|-----|-----|--------|-------|-------|----|----|----|----------------|------|-----|-----|-----|
| | | | UND 10 | 10-12 | 13-14 | 15 | 16 | 17 | | WHT | BLK | IND | ASN |
| DRUGS/POSSESSION | 185 | M | | | | | 2 | | 2 | 2 | | | |
| | | F | | | | | | | | | | | |
| NARCOTICS | e | M | | | | | | | | | | | |
| | | F | | | | | | | | | | | |
| MARIJUANA | f | M | | | | | 2 | | 2 | 2 | | | |
| | | F | | | | | | | | | | | |
| SYNTHETIC NARCOTICS | g | M | | | | | | | | | | | |
| | | F | | | | | | | | | | | |
| OTHER NON-NARCOTICS | h | M | | | | | | | | | | | |
| | | F | | | | | | | | | | | |
| GAMBLING | 19 | M | | | | | | | | | | | |
| | | F | | | | | | | | | | | |
| BOOKMAKING | a | M | | | | | | | | | | | |
| | | F | | | | | | | | | | | |
| NUMBERS | b | M | | | | | | | | | | | |
| | | F | | | | | | | | | | | |
| OTHER GAMBLING | c | M | | | | | | | | | | | |
| | | F | | | | | | | | | | | |
| FAMILY/CHILD | 20 | M | | | | | | | | | | | |
| | | F | | | | | | | | | | | |
| DRIVING INFLUENCE | 21 | M | | | | | | | | | | | |
| | | F | | | | | | | | | | | |
| LIQUOR LAWS | 22 | M | | | | | 1 | 2 | 3 | 2 | 1 | | |
| | | F | | | | | 1 | 1 | 2 | 1 | 1 | | |
| DRUNKENNESS | 23 | M | | | | | | | | | | | |
| | | F | | | | | | | | | | | |
| DISORDERLY CONDUCT | 24 | M | | | | | | | | | | | |
| | | F | | | | | | 1 | 1 | 1 | | | |
| VAGRANCY | 25 | M | | | | | | | | | | | |
| | | F | | | | | | | | | | | |
| ALL OTHER | 26 | M | | | | | | 1 | 1 | 1 | | | |
| | | F | | 2 | 2 | | 3 | 6 | 13 | 8 | 5 | | |
| CURFEW | 28 | M | | | | | | | | | | | |
| | | F | | | | | | | | | | | |
| RUN-AWAYS | 29 | M | | | | | | | | | | | |
| | | F | | | | | | | | | | | |
| TOTAL BY SEX | | M | | 1 | | 4 | 8 | 6 | 19 | 14 | 5 | | |
| | | F | | 4 | 4 | 1 | 3 | 10 | 22 | 13 | 9 | | |
| GRAND TOTAL | | | | 5 | 4 | 5 | 11 | 16 | 41 | 27 | 14 | | |

ARSON OFFENSES KNOWN TO LAW ENFORCEMENT

| 1 PROPERTY CLASSIFICATION | 2 Offenses Report/ Known (Include Unfounded and Attempts) | 3 Unfounded, I.e. False/Baseless Complaints | 4 Actual Offenses (Col. 2-Col. 3 (+ Attempts)) | 5 Total Cleared by Arrest or Except. Means (+Column 6) | 6 Number of Clearances Involving Only Persons Under 18 Yrs. of Age | 7 Normally Unused Structures | 8 Estd Value of Property Damage |
|--------------------------------|--|--|---|---|---|---------------------------------|------------------------------------|
| STRUCTURE | | | | | | | |
| A. SINGLE OCCUPANT RESIDENT | | | | | | | |
| B. OTHER RESIDENTIAL | | | | | | | |
| C. STORAGE | | | | | | | |
| D. INDUSTRIAL/MANUFACTURE | | | | | | | |
| E. OTHER COMMERCIAL | | | | | | | |
| F. COMMUNITY/PUBLIC | | | | | | | |
| G. ALL OTHER STRUCTURES | | | | | | | |
| TOTAL | | | | | | | \$ - |
| MOBILE | | | | | | | |
| H. MOTOR VEHICLES | | | | | | | |
| I. OTHER MOBILE PROPERTY | | | | | | | |
| TOTAL | | | | | | | \$ - |
| OTHER | | | | | | | |
| J. CROPS, TIMBER, FENCES, ETC. | | | | | | | |
| TOTAL | | | | | | | \$ - |
| GRAND TOTAL | | | | | | | \$ - |

THIS PAGE INTENTIONALLY LEFT BLANK

OFFENSES KNOWN TO LAW ENFORCEMENT

| CLASSIFICATION OF OFFENSES | OFFENSES REPORTED OR KNOWN | UNFOUNDED FALSE OR BASELESS | NUMBER OF ACTUAL OFFENSES | ** OFFENSES CLEARED ** BY ARREST OR EXCEPTION | |
|-------------------------------|----------------------------|-----------------------------|---------------------------|--|----------------|
| | | | | TOTAL | JUVENILES ONLY |
| CRIMINAL HOMICIDE | | | | | |
| MURDER/NONNEG MANSLAUGHTER | | | | | |
| MANSLAUGHTER BY NEGLIGENCE | | | | | |
| TOTAL | | | | | |
| FORCIBLE RAPE | | | | | |
| RAPE BY FORCE | 12 | 2 | 10 | 7 | |
| ATTEMPTED FORCIBLE RAPE | 4 | 2 | 2 | 1 | |
| TOTAL | 16 | 4 | 12 | 8 | |
| ROBBERY | | | | | |
| FIREARM | | | | | |
| KNIFE/CUTTING INSTRUMENT | | | | | |
| OTHER DANGEROUS WEAPON | | | | | |
| STRONG-ARM (HANDS, FISTS) | 3 | | 3 | 2 | |
| TOTAL | 3 | | 3 | 2 | |
| ASSAULT | | | | | |
| FIREARM | 3 | | 3 | 2 | |
| KNIFE OR CUTTING INSTRUMENT | 4 | | 4 | 4 | |
| OTHER DANGEROUS WEAPON | 9 | | 9 | 9 | |
| HANDS, FIST, FEET, AGGRAVATED | 16 | | 16 | 15 | 1 |
| OTHER ASSAULTS - SIMPLE | 88 | 1 | 87 | 86 | 3 |
| TOTAL | 120 | 1 | 119 | 116 | 4 |
| BURGLARY | | | | | |
| FORCIBLE ENTRY | 2 | | 2 | 1 | |
| UNLAWFUL ENTRY - NO FORCE | 7 | | 7 | 3 | |
| ATTEMPTED FORCIBLE ENTRY | | | | | |
| TOTAL | 9 | | 9 | 4 | |
| LARCENY-THEFT | | | | | |
| THEFT (EX MOTOR VEHICLE) | 33 | 3 | 30 | 16 | 1 |
| TOTAL | 33 | 3 | 30 | 16 | 1 |
| MOTOR VEHICLE THEFT | | | | | |
| AUTOS | 11 | | 11 | 8 | |
| TRUCKS AND BUSES | | | | | |
| OTHER VEHICLES | 9 | | 9 | 6 | |
| TOTAL | 20 | | 20 | 14 | |
| GRAND TOTAL | 201 | 8 | 193 | 160 | 5 |

PROPERTY STOLEN BY CLASSIFICATION

| CLASSIFICATION OF OFFENSES | NUMBER ACTUAL OFFENSES | VALUE OF PROPERTY STOLEN |
|---|------------------------------|--------------------------|
| MURDER/NONNEG MANSLAUGHTER | | \$ - |
| FORCIBLE RAPE | 12 | \$ - |
| ROBBERY | | |
| HIGHWAY (STREET, ALLEYS, ETC.) | | |
| COMMERCIAL HOUSE | | |
| GAS OR SERVICE STATION | | |
| CONVENIENCE STORE | | |
| RESIDENCE | 1 | \$ 1 |
| BANK | | |
| MISCELLANEOUS | 2 | \$ 23 |
| TOTAL ROBBERY | 3 | \$ 24 |
| BURGLARY | | |
| RESIDENCE (DWELLING) | | |
| NIGHT (6PM-6AM) | 5 | \$ 1,221 |
| DAY (6AM-6PM) | 4 | \$ 10 |
| UNKNOWN | | |
| NON-RESIDENCE (STORE ETC.) | | |
| NIGHT (6PM-6AM) | | |
| DAY (6AM-6PM) | | |
| UNKNOWN | | |
| TOTAL BURGLARY | 9 | \$ 1,231 |
| LARCENY-THEFT | | |
| LARCENY BY VALUE (EX MOTOR VEHICLE) | | |
| \$200 AND OVER | 18 | \$ 27,773 |
| \$50 TO \$200 | 8 | \$ 1,257 |
| UNDER \$50 | 4 | \$ 5 |
| LARCENY BY TYPE | | |
| POCKET-PICKING | | |
| PURSE-SNATCHING | | |
| SHOPLIFTING | 2 | \$ 853 |
| FROM MOTOR VEHICLE | | |
| MOTOR VEHICLE PARTS & ACCESSORIES | | |
| BICYCLES | | |
| FROM BUILDING(EX C&H) | 2 | \$ 1,001 |
| FROM COIN-OP MACHINES | | |
| ALL OTHER | 26 | \$ 27,181 |
| TOTAL LARCENY | 30 | \$ 29,035 |
| MOTOR VEHICLE THEFT | | |
| MOTOR VEHICLE THEFT | 20 | \$ 167,300 |
| STOLEN & RECOVERED LOCALLY | 15 | \$ 112,000 |
| STOLEN LOCALLY & RECOVERED OTHER JURIS. | | |
| TOTAL LOCALLY STOLEN MOTOR VEHICLES | 15 | \$ 112,000 |
| STOLEN OTHER JURIS. & RECOVERED LOCAL | | |
| TOTAL | 20 | \$ 167,300 |
| GRAND TOTAL | 74 | \$ 197,590 |

PROPERTY STOLEN / RECOVERED BY TYPE

| TYPE OF PROPERTY | VALUE OF PROPERTY STOLEN | VALUE OF PROPERTY RECOVERED |
|------------------------------|--------------------------|-----------------------------|
| CURRENCY, NOTES, ETC. | \$ 11,793 | |
| JEWELRY & PRECIOUS METALS | | |
| CLOTHING AND FURS | \$ 100 | |
| LOCALLY STOLEN MOTOR VEHICLE | \$ 167,300 | \$ 119,000 |
| OFFICE EQUIPMENT | \$ 2,000 | \$ 1,500 |
| TV, RADIOS, CAMERAS, ETC. | \$ 900 | |
| FIREARMS | | |
| HOUSEHOLD GOODS | \$ 1,382 | \$ 400 |
| CONSUMABLE GOODS | \$ 1,181 | \$ 3 |
| LIVESTOCK | | |
| MISCELLANEOUS | \$ 12,934 | \$ 1,240 |
| GRAND TOTAL | \$ 197,590 | \$ 122,143 |

AGE, SEX, AND RACE OF PERSON ARRESTED
18 YEARS OF AGE AND OVER

| OFFENSE | UCR | SEX | AGE | | | | | | | | | | | | | | TOTAL | RACE | | | | | | | | | |
|------------------------------|-----|-----|-----|----|----|----|----|----|----|----|----|----|----|----|----|----|-------|------|-----|-----|-----|-----|-----|----|---|---|----|
| | | | 18 | 19 | 20 | 21 | 22 | 23 | 24 | 25 | 30 | 35 | 40 | 45 | 50 | 55 | | 60 | 65+ | WHT | BLK | IND | ASN | | | | |
| MURDER | 01a | M | | | | | | | | | | | | | | | | | | | | | | | | | |
| | | F | | | | | | | | | | | | | | | | | | | | | | | | | |
| MANSLAUGHTER/NEG | 01b | M | | | | | | | | | | | | | | | | | | | | | | | | | |
| | | F | | | | | | | | | | | | | | | | | | | | | | | | | |
| FORCIBLE RAPE | 02 | M | | | 1 | 2 | | 1 | | 1 | | | | | | | | | | | | | | 5 | 2 | | 3 |
| | | F | | | | | | | | | | | | | | | | | | | | | | | | | |
| ROBBERY | 03 | M | | | 1 | | | | | | | | | | | | | | | | | 1 | | 2 | | | 2 |
| | | F | | | | | | | | | | | | | | | | | | | | | | | | | |
| AGGRAVATED ASSAULT | 04 | M | 3 | 1 | 1 | 1 | 2 | | | 2 | | | 1 | | | | | | | | | | | 11 | 1 | | 12 |
| | | F | | | | 1 | | | 1 | | | | | | | | | | | | | | | 2 | | | |
| BURGLARY | 05 | M | | | | | | | | 1 | | | | | | | | | | | | | | 1 | | | 2 |
| | | F | | | | | | | | 1 | | | | | | | | | | | | | | 1 | | | |
| LARCENY | 06 | M | 1 | | | | | | | | | | 1 | | | | | | | | | | | 2 | 1 | | 2 |
| | | F | | | | | | | | 1 | | | | | | | | | | | | | | 1 | | | |
| MOTOR VEHICLE THEFT | 07 | M | | 1 | 1 | | | | | | | | | 1 | | | | | | | | | | 3 | 1 | | 2 |
| | | F | | | | | | | | | | | | | | | | | | | | | | | | | |
| OTHER ASSAULTS | 08 | M | 1 | | 2 | 1 | 2 | 2 | | 3 | 6 | 1 | 2 | 5 | | 1 | | | | | | | | 26 | 8 | 1 | 32 |
| | | F | | | 2 | 1 | 1 | | | 1 | 3 | 1 | 1 | 5 | | | | | | | | | | 15 | | | |
| ARSON | 09 | M | | | | | | | | | | | | | | | | | | | | | | | | | |
| | | F | | | | | | | | | | | | | | | | | | | | | | | | | |
| FORGERY | 10 | M | | | | | | | | | | | | | | | | | | | | | | | | | |
| | | F | | | | | | | | | | | | | | | | | | | | | | | | | |
| FRAUD | 11 | M | | | | | | | | | | | | | | | | | | | | | | | | | |
| | | F | | | | | | | | | | | | | | | | | | | | | | | | | |
| EMBEZZLEMENT | 12 | M | | | | | | | | | | | | | | | | | | | | | | | | | |
| | | F | | | | | | | | | | | | | | | | | | | | | | | | | |
| STOLEN PROP | 13 | M | | | | | | | | | | | | | | | | | | | | | | | | | |
| | | F | | | | | | | | | | | | | | | | | | | | | | | | | |
| VANDALISM | 14 | M | | | | 1 | | | | | | 2 | | | | | | | | | | | | 3 | 1 | | 2 |
| | | F | | | | | | | | | | | | | | | | | | | | | | | | | |
| WEAPONS | 15 | M | | 1 | | | | | | | | | | | | | | | | | | | | 1 | | | 1 |
| | | F | | | | | | | | | | | | | | | | | | | | | | | | | |
| PROSTITUTION | 16 | M | | | | | | | | | | | | | | | | | | | | | | | | | |
| | | F | | | | | | | | | | | | | | | | | | | | | | | | | |
| SEX OFFENSE | 17 | M | | | | | | | | | | | | | | 1 | | | | | | | | 1 | | | 1 |
| | | F | | | | | | | | | | | | | | | | | | | | | | | | | |
| DRUG/SALE/MANUFACTURE | 180 | M | | | | | | | | | | | | | | | | | | | | | | | | | |
| | | F | | | | | | | | | | | | | | | | | | | | | | | | | |
| NARCOTICS | a | M | | | | | | | | | | | | | | | | | | | | | | | | | |
| | | F | | | | | | | | | | | | | | | | | | | | | | | | | |
| MARIJUANA | b | M | | | | | | | | | | | | | | | | | | | | | | | | | |
| | | F | | | | | | | | | | | | | | | | | | | | | | | | | |
| SYNTHETIC NARCOTICS | c | M | | | | | | | | | | | | | | | | | | | | | | | | | |
| | | F | | | | | | | | | | | | | | | | | | | | | | | | | |
| OTHER NON-NARCOTICS | d | M | | | | | | | | | | | | | | | | | | | | | | | | | |
| | | F | | | | | | | | | | | | | | | | | | | | | | | | | |
| DRUG/POSSESSION | 185 | M | | | 1 | | | | | 1 | 1 | | 1 | | | | | | | | | | | 4 | 2 | | 3 |
| | | F | | | | | | 1 | | | | | | | | | | | | | | | | 1 | | | |
| NARCOTICS | e | M | | | | | | | | | | | | | | | | | | | | | | | | | |
| | | F | | | | | | | | | | | | | | | | | | | | | | | | | |
| MARIJUANA | f | M | | | | | | | | | | | | | | | | | | | | | | | | | |
| | | F | | | | | | | | | | | | | | | | | | | | | | | | | |
| SYNTHETIC NARCOTICS | g | M | | | | | | | | | | | | | | | | | | | | | | | | | |
| | | F | | | | | | | | | | | | | | | | | | | | | | | | | |
| OTHER NON-NARCOTICS | h | M | | | 1 | | | | | 1 | 1 | | 1 | | | | | | | | | | | 4 | 2 | | 3 |
| | | F | | | | | | | | 1 | | | | | | | | | | | | | | 1 | | | |

AGE, SEX, AND RACE OF PERSON ARRESTED
18 YEARS OF AGE AND OVER

| OFFENSE | UCR | SEX | AGE | | | | | | | | | | | | | | TOTAL | RACE | | | | | | |
|--------------------|-----|-----|-----------|-----------|-----------|-----------|-----------|----------|----|-----------|-----------|----------|-----------|-----------|----------|----------|-------|------|-----|------------|-----------|----------|------------|-----|
| | | | 18 | 19 | 20 | 21 | 22 | 23 | 24 | 25 | 30 | 35 | 40 | 45 | 50 | 55 | | 60 | 65+ | WHT | BLK | IND | ASN | |
| GAMBLING | 19 | M | | | | | | | | | | | | | | | | | | | | | | |
| | | F | | | | | | | | | | | | | | | | | | | | | | |
| BOOKMAKING | a | M | | | | | | | | | | | | | | | | | | | | | | |
| | | F | | | | | | | | | | | | | | | | | | | | | | |
| NUMBERS | b | M | | | | | | | | | | | | | | | | | | | | | | |
| | | F | | | | | | | | | | | | | | | | | | | | | | |
| OTHER GAMBLING | c | M | | | | | | | | | | | | | | | | | | | | | | |
| | | F | | | | | | | | | | | | | | | | | | | | | | |
| FAMILY/CHILD | 20 | M | | | | | | | | | | | | | | | | | | | | 2 | | |
| | | F | | | | | | | | | 1 | 1 | | | | | | | | | | 2 | | |
| DWI | 21 | M | | 1 | | | | | | 1 | | | 2 | 2 | 1 | | | | | | 7 | 3 | 1 | 8 |
| | | F | | 1 | | | 1 | | | | | 2 | | 1 | | | | | | | 5 | | | |
| LIQUOR LAWS | 22 | M | 1 | | 1 | | | | | 2 | | 1 | 1 | | | | | | | | 6 | 1 | | 6 |
| | | F | | | | 1 | | | | | | | | | | | | | | | 1 | | | |
| DRUNKENNESS | 23 | M | 1 | 5 | 3 | | | | | | 1 | | | | | | | | | | 10 | 4 | | 16 |
| | | F | 4 | 3 | 3 | | | | | | | | | | | | | | | | 10 | | | |
| DISORDERLY CONDUCT | 24 | M | | | | | | | 1 | | | | | | | | | | | | 1 | | | 3 |
| | | F | | | | | | | | | | | 1 | 1 | | | | | | | 2 | | | |
| VAGRANCY | 25 | M | | | | | | | | | | | | | | | | | | | | | | |
| | | F | | | | | | | | | | | | | | | | | | | | | | |
| ALL OTHER | 26 | M | 3 | 4 | 4 | 4 | 3 | 1 | | 2 | 6 | 2 | 3 | 1 | 1 | | | | | | 35 | 10 | 1 | 45 |
| | | F | 3 | 2 | 2 | 1 | 1 | | | 3 | 1 | 1 | 1 | 4 | 2 | | | | | | 21 | | | |
| SUSPICION | 27 | M | | | | | | | | | | | | | | | | | | | | | | |
| | | F | | | | | | | | | | | | | | | | | | | | | | |
| TOTAL BY SEX | | M | 10 | 14 | 14 | 9 | 7 | 4 | | 13 | 17 | 4 | 9 | 11 | 2 | 2 | | | | | 118 | 34 | 3 | 142 |
| | | F | 7 | 6 | 7 | 3 | 4 | 1 | | 7 | 5 | 5 | 2 | 11 | 3 | | | | | | 61 | | | |
| GRAND TOTAL | | | 17 | 20 | 21 | 12 | 11 | 5 | | 20 | 22 | 9 | 11 | 22 | 5 | 2 | | | | 179 | 34 | 3 | 142 | |

AGE, SEX, AND RACE OF PERSON ARRESTED
UNDER 18 YEARS OF AGE

| OFFENSE | UCR | SEX | AGE | | | | | TOTAL UNDER 18 | RACE | | | |
|-------------------------|-----|-----|--------|-------|-------|----|----|----------------|------|-----|-----|-----|
| | | | UND 10 | 10-12 | 13-14 | 15 | 16 | | 17 | WHT | BLK | IND |
| DRUGS/POSSESSION | 185 | M | | | | | 1 | 1 | | | 1 | |
| | | F | | | | | | | | | | |
| NARCOTICS | e | M | | | | | | | | | | |
| | | F | | | | | | | | | | |
| MARIJUANA | f | M | | | | | | | | | | |
| | | F | | | | | | | | | | |
| SYNTHETIC NARCOTICS | g | M | | | | | | | | | | |
| | | F | | | | | | | | | | |
| OTHER NON-NARCOTICS | h | M | | | | | 1 | 1 | | | 1 | |
| | | F | | | | | | | | | | |
| GAMBLING | 19 | M | | | | | | | | | | |
| | | F | | | | | | | | | | |
| BOOKMAKING | a | M | | | | | | | | | | |
| | | F | | | | | | | | | | |
| NUMBERS | b | M | | | | | | | | | | |
| | | F | | | | | | | | | | |
| OTHER GAMBLING | c | M | | | | | | | | | | |
| | | F | | | | | | | | | | |
| FAMILY/CHILD | 20 | M | | | | | | | | | | |
| | | F | | | | | | | | | | |
| DRIVING INFLUENCE | 21 | M | | | | | | | | | | |
| | | F | | | | | | | | | | |
| LIQUOR LAWS | 22 | M | | | | | 1 | 1 | 2 | | 2 | |
| | | F | | | | | | | | | | |
| DRUNKENNESS | 23 | M | | | 1 | | 1 | 4 | 6 | 3 | 5 | |
| | | F | | | | | | 2 | 2 | | | |
| DISORDERLY CONDUCT | 24 | M | | | | | | | | | | |
| | | F | | | | | | | | | | |
| VAGRANCY | 25 | M | | | | | | | | | | |
| | | F | | | | | | | | | | |
| ALL OTHER | 26 | M | | | | | 1 | 1 | 2 | | 2 | |
| | | F | | | | | | | | | | |
| CURFEW | 28 | M | | | | | | | | | | |
| | | F | | | | | | | | | | |
| RUN-AWAYS | 29 | M | | | | | | | | | | |
| | | F | | | | | | | | | | |
| TOTAL BY SEX | | M | | 1 | 1 | | 4 | 6 | 12 | 4 | 11 | |
| | | F | | | | | 1 | 2 | 3 | | | |
| GRAND TOTAL | | | | 1 | 1 | | 5 | 8 | 15 | 4 | 11 | |

ARSON OFFENSES KNOWN TO LAW ENFORCEMENT

| 1 PROPERTY CLASSIFICATION | 2 Offenses Report/ Known (Include Unfounded and Attempts) | 3 Unfounded, I.e. False/Baseless Complaints | 4 Actual Offenses (Col. 2-Col. 3 (+ Attempts)) | 5 Total Cleared by Arrest or Except. Means (+Column 6) | 6 Number of Clearances Involving Only Persons Under 18 Yrs. of Age | 7 Normally Unused Structures | 8 Estd Value of Property Damage |
|--------------------------------|--|--|---|---|---|---------------------------------|------------------------------------|
| STRUCTURE | | | | | | | |
| A. SINGLE OCCUPANT RESIDENT | | | | | | | |
| B. OTHER RESIDENTIAL | | | | | | | |
| C. STORAGE | | | | | | | |
| D. INDUSTRIAL/MANUFACTURE | | | | | | | |
| E. OTHER COMMERCIAL | | | | | | | |
| F. COMMUNITY/PUBLIC | | | | | | | |
| G. ALL OTHER STRUCTURES | | | | | | | |
| TOTAL | | | | | | | \$ - |
| MOBILE | | | | | | | |
| H. MOTOR VEHICLES | | | | | | | |
| I. OTHER MOBILE PROPERTY | | | | | | | |
| TOTAL | | | | | | | \$ - |
| OTHER | | | | | | | |
| J. CROPS, TIMBER, FENCES, ETC. | | | | | | | |
| TOTAL | | | | | | | \$ - |
| GRAND TOTAL | | | | | | | \$ - |

LAW ENFORCEMENT OFFICERS KILLED OR ASSAULTED

| TYPE OF ACTIVITY | TOTAL ASSAULTS BY WEAPON | TYPE OF WEAPON | | | | | TYPE OF ASSIGNMENT | | | | | | POLICE ASSAULT CLEARED |
|-------------------------------|--------------------------|----------------|-----------------------|---------------------|------------------|-------------|--------------------|--------|----------------|--------|-------|--------|------------------------|
| | | FIRE ARM | KNIFE OTHER CUT INSTR | OTHER DANGER WEAPON | HANDS FISTS FEET | TWO MAN VEH | ONE MAN VEHICLE | | SPECIAL ASSIGN | | OTHER | | |
| | | | | | | | ALONE | ASSIST | ALONE | ASSIST | ALONE | ASSIST | |
| A | B | C | D | E | F | G | H | I | J | K | L | M | |
| 1. RESPOND DISTURBANCE CALL | | | | | | | | | | | | | |
| 2. BURGLARY IN PROGRESS | | | | | | | | | | | | | |
| 3. ROBBERY IN PROGRESS | | | | | | | | | | | | | |
| 4. ATTEMPT OTHER ARREST | | | | | | | | | | | | | |
| 5. CIVIL DISORDER | | | | | | | | | | | | | |
| 6. HANDLE/TRANSORT PRISONER | | | | | | | | | | | | | |
| 7. INVESTIGATE SUS PERSON/CIR | | | | | | | | | | | | | |
| 8. AMBUSH - NO WARNING | | | | | | | | | | | | | |
| 9. MENTALLY DERANGED | | | | | | | | | | | | | |
| 10. TRAFFIC PURSUIT/STOPS | | | | | | | | | | | | | |
| 11. ALL OTHER | | | | | | | | | | | | | |
| 12. TOTAL (1-11) | | | | | | | | | | | | | |
| 13. NUMBER WITH INJURY | | | | | | | | | | | | | |
| 14. NUMBER WITHOUT INJURY | | | | | | | | | | | | | |
| 15. TIME OF ASSAULTS | 12 AM | 2 AM | 4 AM | 6 AM | 8 AM | 10 AM | NOON | 2 PM | 4 PM | 6 PM | 8 PM | 10 PM | UNK |

THIS PAGE INTENTIONALLY LEFT BLANK

OFFENSES KNOWN TO LAW ENFORCEMENT

| CLASSIFICATION OF OFFENSES | OFFENSES REPORTED OR KNOWN | UNFOUNDED FALSE OR BASELESS | NUMBER OF ACTUAL OFFENSES | ** OFFENSES CLEARED ** BY ARREST OR EXCEPTION | |
|-------------------------------|----------------------------|-----------------------------|---------------------------|--|----------------|
| | | | | TOTAL | JUVENILES ONLY |
| CRIMINAL HOMICIDE | | | | | |
| MURDER/NONNEG MANSLAUGHTER | | | | | |
| MANSLAUGHTER BY NEGLIGENCE | | | | | |
| TOTAL | | | | | |
| FORCIBLE RAPE | | | | | |
| RAPE BY FORCE | | | | | |
| ATTEMPTED FORCIBLE RAPE | | | | | |
| TOTAL | | | | | |
| ROBBERY | | | | | |
| FIREARM | | | | | |
| KNIFE/CUTTING INSTRUMENT | | | | | |
| OTHER DANGEROUS WEAPON | | | | | |
| STRONG-ARM (HANDS, FISTS) | | | | | |
| TOTAL | | | | | |
| ASSAULT | | | | | |
| FIREARM | | | | | |
| KNIFE OR CUTTING INSTRUMENT | 1 | | 1 | 3 | |
| OTHER DANGEROUS WEAPON | | | | | |
| HANDS, FIST, FEET, AGGRAVATED | 1 | | 1 | 1 | |
| OTHER ASSAULTS - SIMPLE | 4 | | 4 | 4 | 1 |
| TOTAL | 6 | | 6 | 8 | 1 |
| BURGLARY | | | | | |
| FORCIBLE ENTRY | 1 | | 1 | | |
| UNLAWFUL ENTRY - NO FORCE | | | | | |
| ATTEMPTED FORCIBLE ENTRY | | | | | |
| TOTAL | 1 | | 1 | | |
| LARCENY-THEFT | | | | | |
| THEFT (EX MOTOR VEHICLE) | 39 | 6 | 33 | 7 | |
| TOTAL | 39 | 6 | 33 | 7 | |
| MOTOR VEHICLE THEFT | | | | | |
| AUTOS | 3 | | 3 | 1 | |
| TRUCKS AND BUSES | | | | | |
| OTHER VEHICLES | | | | | |
| TOTAL | 3 | | 3 | 1 | |
| GRAND TOTAL | 49 | 6 | 43 | 16 | 1 |

PROPERTY STOLEN BY CLASSIFICATION

| CLASSIFICATION OF OFFENSES | NUMBER ACTUAL OFFENSES | VALUE OF PROPERTY STOLEN |
|---|------------------------------|--------------------------|
| MURDER/NONNEG MANSLAUGHTER | | \$ - |
| FORCIBLE RAPE | | \$ - |
| ROBBERY | | |
| HIGHWAY (STREET, ALLEYS, ETC.) | | |
| COMMERCIAL HOUSE | | |
| GAS OR SERVICE STATION | | |
| CONVENIENCE STORE | | |
| RESIDENCE | | |
| BANK | | |
| MISCELLANEOUS | | |
| TOTAL ROBBERY | | \$ - |
| BURGLARY | | |
| RESIDENCE (DWELLING) | | |
| NIGHT (6PM-6AM) | | |
| DAY (6AM-6PM) | | |
| UNKNOWN | | |
| NON-RESIDENCE (STORE ETC.) | | |
| NIGHT (6PM-6AM) | | |
| DAY (6AM-6PM) | 1 | |
| UNKNOWN | | |
| TOTAL BURGLARY | 1 | \$ - |
| LARCENY-THEFT | | |
| LARCENY BY VALUE (EX MOTOR VEHICLE) | | |
| \$200 AND OVER | 14 | \$ 37,762 |
| \$50 TO \$200 | 3 | \$ 407 |
| UNDER \$50 | 16 | \$ 31 |
| LARCENY BY TYPE | | |
| POCKET-PICKING | | |
| PURSE-SNATCHING | | |
| SHOPLIFTING | | |
| FROM MOTOR VEHICLE | 2 | \$ 18,400 |
| MOTOR VEHICLE PARTS & ACCESSORIES | 6 | \$ 210 |
| BICYCLES | 1 | \$ 200 |
| FROM BUILDING(EX C&H) | 7 | \$ 13,239 |
| FROM COIN-OP MACHINES | | |
| ALL OTHER | 17 | \$ 6,151 |
| TOTAL LARCENY | 33 | 33 \$ 38,200 \$ 38,200 |
| MOTOR VEHICLE THEFT | | |
| MOTOR VEHICLE THEFT | 3 | \$ 27,728 |
| STOLEN & RECOVERED LOCALLY | 2 | |
| STOLEN LOCALLY & RECOVERED OTHER JURIS. | | |
| TOTAL LOCALLY STOLEN MOTOR VEHICLES | 2 | |
| STOLEN OTHER JURIS. & RECOVERED LOCAL | | |
| TOTAL | 3 | \$ 27,728 |
| GRAND TOTAL | 37 | \$ 65,928 |

PROPERTY STOLEN / RECOVERED BY TYPE

| TYPE OF PROPERTY | VALUE OF PROPERTY STOLEN | VALUE OF PROPERTY RECOVERED |
|------------------------------|--------------------------|-----------------------------|
| CURRENCY, NOTES, ETC. | \$ 4,672 | |
| JEWELRY & PRECIOUS METALS | \$ 9,300 | \$ 300 |
| CLOTHING AND FURS | | |
| LOCALLY STOLEN MOTOR VEHICLE | \$ 27,728 | \$ 25,000 |
| OFFICE EQUIPMENT | \$ 2,100 | \$ 600 |
| TV, RADIOS, CAMERAS, ETC. | \$ 3,745 | |
| FIREARMS | | |
| HOUSEHOLD GOODS | | |
| CONSUMABLE GOODS | \$ 522 | |
| LIVESTOCK | | |
| MISCELLANEOUS | \$ 17,861 | \$ 1 |
| GRAND TOTAL | \$ 65,928 | \$ 25,901 |

AGE, SEX, AND RACE OF PERSON ARRESTED
18 YEARS OF AGE AND OVER

| OFFENSE | UCR | S E X | AGE | | | | | | | | | | | | | | | | | RACE | | | |
|-----------------------|-----|-------------|-----|----|----|----|----|----|----|----|-----|----|----|----|----|----|----|-------|-----|------|-----|-----|--|
| | | | 18 | 19 | 20 | 21 | 22 | 23 | 24 | 25 | 30 | 35 | 40 | 45 | 50 | 55 | 60 | TOTAL | WHT | BLK | IND | ASN | |
| | | | 29 | 34 | 39 | 44 | 49 | 54 | 59 | 64 | 65+ | | | | | | | | | | | | |
| MURDER | 01a | M | | | | | | | | | | | | | | | | | | | | | |
| | | F | | | | | | | | | | | | | | | | | | | | | |
| MANSLAUGHTER/NEG | 01b | M | | | | | | | | | | | | | | | | | | | | | |
| | | F | | | | | | | | | | | | | | | | | | | | | |
| FORCIBLE RAPE | 02 | M | | | | | | | | | | | | | | | | | | | | | |
| | | F | | | | | | | | | | | | | | | | | | | | | |
| ROBBERY | 03 | M | | | | | | | | | | | | | | | | | | | | | |
| | | F | | | | | | | | | | | | | | | | | | | | | |
| AGGRAVATED ASSAULT | 04 | M | | | | | | | 1 | | | | | | | | | 1 | | 1 | | | |
| | | F | | | | | | | | | | | | | | | | | | | | | |
| BURGLARY | 05 | M | | | | | | | | | | | | | | | | | | | | | |
| | | F | | | | | | | | | | | | | | | | | | | | | |
| LARCENY | 06 | M | 2 | 1 | | | | | 1 | | 1 | | | | | | | 5 | 5 | | | | |
| | | F | | | | | | | | | | | | | | | | | | | | | |
| MOTOR VEHICLE THEFT | 07 | M | | | | | | | | | | 1 | | | | | | 1 | 1 | | | | |
| | | F | | | | | | | | | | | | | | | | | | | | | |
| OTHER ASSAULTS | 08 | M | | | | | | | 1 | | | | | | | | | 1 | 1 | | | | |
| | | F | | | | | | | 1 | | | | | | | | | 1 | | 1 | | | |
| ARSON | 09 | M | | | | | | | | | | | | | | | | | | | | | |
| | | F | | | | | | | | | | | | | | | | | | | | | |
| FORGERY | 10 | M | | | | | | | | | | | | | | | | | | | | | |
| | | F | | | | | | | | | | | | | | | | | | | | | |
| FRAUD | 11 | M | | 1 | | | | | 1 | 1 | 1 | | | | | | | 4 | 3 | 1 | | | |
| | | F | | | | | | | 1 | | | | | | | | | 1 | 1 | | | | |
| EMBEZZLEMENT | 12 | M | | 1 | | | | | | | | | | | | | | 1 | 1 | | | | |
| | | F | | | | | | | | | | | | | | | | | | | | | |
| STOLEN PROP | 13 | M | | | | | | | | | | | | | | | | | | | | | |
| | | F | | | | | | | | | | | | | | | | | | | | | |
| VANDALISM | 14 | M | 2 | | | | | | | | | | | | | | | 2 | 2 | | | | |
| | | F | | | | | | | | | | | | | | | | | | | | | |
| WEAPONS | 15 | M | | | 1 | | | | | | 1 | | | | | | | 2 | 1 | 1 | | | |
| | | F | | | | | | | | | | | | | | | | | | | | | |
| PROSTITUTION | 16 | M | | | | | | | | | | | | | | | | | | | | | |
| | | F | | | | | | | | | | | | | | | | | | | | | |
| SEX OFFENSE | 17 | M | | | | | | | | | | | | | | | | | | | | | |
| | | F | | | | | | | | | | | | | | | | | | | | | |
| DRUG/SALE/MANUFACTURE | 180 | M | | | | | | | 1 | 1 | 1 | 1 | | | | | | 4 | 4 | | | | |
| | | F | | | | | | | | | 1 | | | | | | | 1 | | 1 | | | |
| NARCOTICS | a | M | | | | | | | | | | | | | | | | | | | | | |
| | | F | | | | | | | | | 1 | | | | | | | 1 | | 1 | | | |
| MARIJUANA | b | M | | | | | | | | | | 1 | | | | | | 1 | 1 | | | | |
| | | F | | | | | | | | | | | | | | | | | | | | | |
| SYNTHETIC NARCOTICS | c | M | | | | | | | | | | | | | | | | | | | | | |
| | | F | | | | | | | | | | | | | | | | | | | | | |
| OTHER NON-NARCOTICS | d | M | | | | | | | 1 | 1 | 1 | | | | | | | 3 | 3 | | | | |
| | | F | | | | | | | | | | | | | | | | | | | | | |
| DRUG/POSSESSION | 185 | M | 3 | 4 | 1 | 2 | 2 | 2 | 9 | 5 | 1 | 2 | 4 | 1 | | | | 36 | 19 | 6 | 9 | 2 | |
| | | F | 2 | 1 | 1 | 1 | | | 5 | | | | | 1 | | | | 11 | 8 | | 3 | | |
| NARCOTICS | e | M | | 1 | | 1 | | | 1 | | 1 | | | 1 | | | | 5 | 3 | 1 | 1 | | |
| | | F | | 1 | | | | | | | | | | | | | | 1 | 1 | | | | |
| MARIJUANA | f | M | 3 | 3 | 1 | 1 | 2 | 2 | 8 | 4 | | 2 | 2 | | | | | 28 | 15 | 4 | 8 | 1 | |
| | | F | 1 | 1 | 1 | 1 | | | 2 | | | | | 1 | | | | 7 | 4 | | 3 | | |
| SYNTHETIC NARCOTICS | g | M | | | | | | | | | | | | | | | | | | | | | |
| | | F | | | | | | | | | | | | | | | | | | | | | |
| OTHER NON-NARCOTICS | h | M | | | | | | | | 1 | | 2 | | | | | | 3 | 1 | 2 | | | |
| | | F | | | | | | | | 3 | | | | | | | | 3 | 3 | | | | |

AGE, SEX, AND RACE OF PERSON ARRESTED
18 YEARS OF AGE AND OVER

| OFFENSE | UCR | SEX | AGE | | | | | | | | | | | | | | TOTAL | RACE | | | | | |
|--------------------|-----|-----|-----------|-----------|-----------|-----------|-----------|-----------|----------|-----------|-----------|-----------|-----------|-----------|----------|----------|----------|----------|------------|------------|-----------|-----------|----------|
| | | | | | | | | | | | | | | | | | | TOTAL | WHT | BLK | IND | ASN | |
| | | | 18 | 19 | 20 | 21 | 22 | 23 | 24 | 29 | 34 | 39 | 44 | 49 | 54 | 59 | | | | | | | 64 |
| GAMBLING | 19 | M | | | | | | | | | | | | | | | | | | | | | |
| | | F | | | | | | | | | | | | | | | | | | | | | |
| BOOKMAKING | a | M | | | | | | | | | | | | | | | | | | | | | |
| | | F | | | | | | | | | | | | | | | | | | | | | |
| NUMBERS | b | M | | | | | | | | | | | | | | | | | | | | | |
| | | F | | | | | | | | | | | | | | | | | | | | | |
| OTHER GAMBLING | c | M | | | | | | | | | | | | | | | | | | | | | |
| | | F | | | | | | | | | | | | | | | | | | | | | |
| FAMILY/CHILD | 20 | M | | | | | | | | | | | | | | | | | | | | | |
| | | F | | | | | | | | | | | | | | | | | | | | | |
| DWI | 21 | M | | 1 | 2 | 2 | 3 | 1 | 1 | 11 | 8 | 3 | 9 | 1 | 1 | 1 | 44 | 28 | 2 | 13 | 1 | | |
| | | F | | 1 | | | | 1 | 3 | | | 1 | | | | 6 | 2 | 1 | 3 | | | | |
| LIQUOR LAWS | 22 | M | | 1 | 3 | 2 | | | 2 | 2 | 2 | 1 | 1 | | | 14 | 10 | 2 | 2 | 2 | | | |
| | | F | 1 | 1 | 1 | 2 | 1 | | 1 | 1 | 1 | 1 | | | 10 | 2 | | 8 | | | | | |
| DRUNKENNESS | 23 | M | | | | | | | | | | | | | | | | | | | | | |
| | | F | | | | | | | | | | | | | | | | | | | | | |
| DISORDERLY CONDUCT | 24 | M | | | | | | | | | | | | | | | 2 | 2 | | | | | |
| | | F | | | | | | | | | | | | | | | | | | | | | |
| VAGRANCY | 25 | M | | | | | | | | | | | | | | | | | | | | | |
| | | F | | | | | | | | | | | | | | | | | | | | | |
| ALL OTHER | 26 | M | 5 | 8 | 8 | 6 | 5 | 5 | 5 | 20 | 19 | 8 | 9 | 10 | 3 | 1 | 1 | 2 | 115 | 69 | 11 | 30 | 5 |
| | | F | 2 | 2 | 6 | 2 | 2 | | 8 | 2 | 1 | 2 | 3 | 1 | 1 | | | 32 | 16 | 4 | 11 | 1 | |
| SUSPICION | 27 | M | | | | | | | | | | | | | | | | | | | | | |
| | | F | | | | | | | | | | | | | | | | | | | | | |
| TOTAL BY SEX | | M | 12 | 16 | 15 | 11 | 10 | 8 | 8 | 47 | 37 | 16 | 23 | 19 | 4 | 3 | 1 | 2 | 232 | 144 | 23 | 57 | 8 |
| | | F | 5 | 5 | 8 | 4 | 2 | 2 | 1 | 18 | 4 | 2 | 5 | 3 | 1 | 2 | | 62 | 29 | 5 | 27 | 1 | |
| GRAND TOTAL | | | 17 | 21 | 23 | 15 | 12 | 10 | 9 | 65 | 41 | 18 | 28 | 22 | 5 | 5 | 1 | 2 | 294 | 173 | 28 | 84 | 9 |

AGE, SEX, AND RACE OF PERSON ARRESTED
UNDER 18 YEARS OF AGE

| OFFENSE | UCR | SEX | AGE | | | | | | TOTAL UNDER 18 | RACE | | | |
|-------------------------|-----|-----|--------|-------|-------|----|----------|----------|----------------|-----------|-----------|----------|-----|
| | | | UND 10 | 10-12 | 13-14 | 15 | 16 | 17 | | WHT | BLK | IND | ASN |
| DRUGS/POSSESSION | 185 | M | | | | | | | | | | | |
| | | F | | | | | | | | | | | |
| NARCOTICS | e | M | | | | | | | | | | | |
| | | F | | | | | | | | | | | |
| MARIJUANA | f | M | | | | | | | | | | | |
| | | F | | | | | | | | | | | |
| SYNTHETIC NARCOTICS | g | M | | | | | | | | | | | |
| | | F | | | | | | | | | | | |
| OTHER NON-NARCOTICS | h | M | | | | | | | | | | | |
| | | F | | | | | | | | | | | |
| GAMBLING | 19 | M | | | | | | | | | | | |
| | | F | | | | | | | | | | | |
| BOOKMAKING | a | M | | | | | | | | | | | |
| | | F | | | | | | | | | | | |
| NUMBERS | b | M | | | | | | | | | | | |
| | | F | | | | | | | | | | | |
| OTHER GAMBLING | c | M | | | | | | | | | | | |
| | | F | | | | | | | | | | | |
| FAMILY/CHILD | 20 | M | | | | | | | | | | | |
| | | F | | | | | | | | | | | |
| DRIVING INFLUENCE | 21 | M | | | | | 1 | 1 | 2 | 2 | | | |
| | | F | | | | | | | | | | | |
| LIQUOR LAWS | 22 | M | | | | | | | | | | | |
| | | F | | | | | 3 | 2 | 5 | 1 | 4 | | |
| DRUNKENNESS | 23 | M | | | | | | | | | | | |
| | | F | | | | | | | | | | | |
| DISORDERLY CONDUCT | 24 | M | | | | | | | | | | | |
| | | F | | | | | | | | | | | |
| VAGRANCY | 25 | M | | | | | | | | | | | |
| | | F | | | | | | | | | | | |
| ALL OTHER | 26 | M | | | | | 1 | 2 | 4 | 5 | 2 | | |
| | | F | | | | | 1 | 1 | 2 | 4 | | | |
| CURFEW | 28 | M | | | | | | | | | | | |
| | | F | | | | | | | | | | | |
| RUN-AWAYS | 29 | M | | | | | | | | | | | |
| | | F | | | | | | | | | | | |
| TOTAL BY SEX | | M | | | | | 3 | 4 | 5 | 12 | 9 | 3 | |
| | | F | | | | | 1 | 4 | 6 | 11 | 5 | 6 | |
| GRAND TOTAL | | | | | | | 4 | 8 | 11 | 23 | 14 | 9 | |

ARSON OFFENSES KNOWN TO LAW ENFORCEMENT

| 1 PROPERTY CLASSIFICATION | 2 Offenses Report/ Known (Include Unfounded and Attempts) | 3 Unfounded, i.e. False/Baseless Complaints | 4 Actual Offenses (Col. 2-Col. 3 (+ Attempts)) | 5 Total Cleared by Arrest or Except. Means (+Column 6) | 6 Number of Clearances Involving Only Persons Under 18 Yrs. of Age | 7 Normally Unused Structures | 8 Estd Value of Property Damage |
|--------------------------------|--|--|---|---|---|---------------------------------|------------------------------------|
| STRUCTURE | | | | | | | |
| A. SINGLE OCCUPANT RESIDENT | | | | | | | |
| B. OTHER RESIDENTIAL | | | | | | | |
| C. STORAGE | | | | | | | |
| D. INDUSTRIAL/MANUFACTURE | | | | | | | |
| E. OTHER COMMERCIAL | | | | | | | |
| F. COMMUNITY/PUBLIC | | | | | | | |
| G. ALL OTHER STRUCTURES | | | | | | | |
| TOTAL | | | | | | | \$ - |
| MOBILE | | | | | | | |
| H. MOTOR VEHICLES | | | | | | | |
| | | 2 | -2 | | | | |
| I. OTHER MOBILE PROPERTY | | | | | | | |
| TOTAL | | | | | | | \$ - |
| OTHER | | | | | | | |
| J. CROPS, TIMBER, FENCES, ETC. | | | | | | | |
| TOTAL | | | | | | | \$ - |
| GRAND TOTAL | | | | | | | \$ - |
| | | 2 | -2 | | | | |

THIS PAGE INTENTIONALLY LEFT BLANK

OFFENSES KNOWN TO LAW ENFORCEMENT

| CLASSIFICATION OF OFFENSES | OFFENSES REPORTED OR KNOWN | UNFOUNDED FALSE OR BASELESS | NUMBER OF ACTUAL | ** OFFENSES CLEARED ** BY ARREST OR EXCEPTION | |
|-------------------------------|----------------------------|-----------------------------|------------------|--|----------------|
| | | | | TOTAL | JUVENILES ONLY |
| CRIMINAL HOMICIDE | | | | | |
| MURDER/NONNEG MANSLAUGHTER | 3 | | 3 | 2 | |
| MANSLAUGHTER BY NEGLIGENCE | | | | | |
| TOTAL | 3 | | 3 | 2 | |
| FORCIBLE RAPE | | | | | |
| RAPE BY FORCE | 43 | 4 | 39 | 14 | 1 |
| ATTEMPTED FORCIBLE RAPE | 2 | | 2 | | |
| TOTAL | 45 | 4 | 41 | 14 | 1 |
| ROBBERY | | | | | |
| FIREARM | 10 | | 10 | 5 | |
| KNIFE/CUTTING INSTRUMENT | 1 | | 1 | | |
| OTHER DANGEROUS WEAPON | 2 | | 2 | | |
| STRONG-ARM (HANDS, FISTS) | 16 | 1 | 15 | 3 | |
| TOTAL | 29 | 1 | 28 | 8 | |
| ASSAULT | | | | | |
| FIREARM | 54 | 1 | 53 | 26 | |
| KNIFE OR CUTTING INSTRUMENT | 34 | | 34 | 26 | |
| OTHER DANGEROUS WEAPON | 84 | 6 | 78 | 40 | 2 |
| HANDS, FIST, FEET, AGGRAVATED | 35 | | 35 | 26 | 1 |
| OTHER ASSAULTS - SIMPLE | 626 | 33 | 593 | 381 | 23 |
| TOTAL | 833 | 40 | 793 | 499 | 26 |
| BURGLARY | | | | | |
| FORCIBLE ENTRY | 90 | 5 | 85 | 8 | 1 |
| UNLAWFUL ENTRY - NO FORCE | 48 | 1 | 47 | 9 | 1 |
| ATTEMPTED FORCIBLE ENTRY | 9 | | 9 | 2 | |
| TOTAL | 147 | 6 | 141 | 19 | 2 |
| LARCENY-THEFT | | | | | |
| THEFT (EX MOTOR VEHICLE) | 952 | 31 | 921 | 353 | 69 |
| TOTAL | 952 | 31 | 921 | 353 | 69 |
| MOTOR VEHICLE THEFT | | | | | |
| AUTOS | 71 | | 71 | 5 | 1 |
| TRUCKS AND BUSES | 30 | | 30 | 7 | |
| OTHER VEHICLES | 27 | 1 | 26 | 1 | |
| TOTAL | 128 | 1 | 127 | 13 | 1 |
| GRAND TOTAL | 2,137 | 83 | 2,054 | 908 | 99 |

PROPERTY STOLEN BY CLASSIFICATION

| CLASSIFICATION OF OFFENSES | NUMBER ACTUAL OFFENSES | VALUE OF PROPERTY STOLEN |
|---|------------------------------|--------------------------|
| MURDER/NONNEG MANSLAUGHTER | 3 | \$ 418 |
| FORCIBLE RAPE | 41 | \$ - |
| ROBBERY | | |
| HIGHWAY (STREET, ALLEYS, ETC.) | 5 | \$ 1,460 |
| COMMERCIAL HOUSE | | |
| GAS OR SERVICE STATION | | |
| CONVENIENCE STORE | | |
| RESIDENCE | 8 | \$ 1,940 |
| BANK | 1 | |
| MISCELLANEOUS | 14 | \$ 851 |
| TOTAL ROBBERY | 28 | \$ 4,251 |
| BURGLARY | | |
| RESIDENCE (DWELLING) | | |
| NIGHT (6PM-6AM) | 25 | \$ 37,398 |
| DAY (6AM-6PM) | 31 | \$ 25,286 |
| UNKNOWN | 28 | \$ 49,453 |
| NON-RESIDENCE (STORE ETC.) | | |
| NIGHT (6PM-6AM) | 22 | \$ 37,369 |
| DAY (6AM-6PM) | 4 | \$ 655 |
| UNKNOWN | 31 | \$ 38,172 |
| TOTAL BURGLARY | 141 | \$ 188,333 |
| LARCENY-THEFT | | |
| LARCENY BY VALUE (EX MOTOR VEHICLE) | | |
| \$200 AND OVER | 247 | \$ 367,296 |
| \$50 TO \$200 | 140 | \$ 14,622 |
| UNDER \$50 | 534 | \$ 3,027 |
| LARCENY BY TYPE | | |
| POCKET-PICKING | | |
| PURSE-SNATCHING | 3 | \$ 36 |
| SHOPLIFTING | 242 | \$ 23,404 |
| FROM MOTOR VEHICLE | 157 | \$ 92,158 |
| MOTOR VEHICLE PARTS & ACCESSORIES | 12 | \$ 11,720 |
| BICYCLES | 43 | \$ 12,557 |
| FROM BUILDING(EX C&H) | 128 | \$ 90,387 |
| FROM COIN-OP MACHINES | 3 | \$ 700 |
| ALL OTHER | 333 | \$ 153,983 |
| TOTAL LARCENY | 921 | \$ 384,945 |
| MOTOR VEHICLE THEFT | | |
| MOTOR VEHICLE THEFT | 127 | \$ 1,090,498 |
| STOLEN & RECOVERED LOCALLY | 65 | |
| STOLEN LOCALLY & RECOVERED OTHER JURIS. | 23 | |
| TOTAL LOCALLY STOLEN MOTOR VEHICLES | 88 | |
| STOLEN OTHER JURIS. & RECOVERED LOCAL | 1 | |
| TOTAL | 127 | \$ 1,090,498 |
| GRAND TOTAL | 1,261 | \$ 1,668,445 |

PROPERTY STOLEN / RECOVERED BY TYPE

| TYPE OF PROPERTY | VALUE OF PROPERTY STOLEN | VALUE OF PROPERTY RECOVERED |
|------------------------------|--------------------------|-----------------------------|
| CURRENCY, NOTES, ETC. | \$ 116,587 | |
| JEWELRY & PRECIOUS METALS | \$ 37,609 | \$ 6,200 |
| CLOTHING AND FURS | \$ 17,262 | \$ 2,181 |
| LOCALLY STOLEN MOTOR VEHICLE | \$ 1,095,460 | \$ 619,669 |
| OFFICE EQUIPMENT | | |
| TV, RADIOS, CAMERAS, ETC. | \$ 59,476 | \$ 2,995 |
| FIREARMS | \$ 37,889 | \$ 3,033 |
| HOUSEHOLD GOODS | \$ 11,327 | \$ 1,342 |
| CONSUMABLE GOODS | \$ 19,002 | \$ 1,385 |
| LIVESTOCK | | |
| MISCELLANEOUS | \$ 273,833 | \$ 33,914 |
| GRAND TOTAL | \$ 1,668,445 | \$ 670,719 |

AGE, SEX, AND RACE OF PERSON ARRESTED
18 YEARS OF AGE AND OVER

| OFFENSE | UCR | SEX | AGE | | | | | | | | | | | | | | | | | RACE | | | | | |
|--------------------|-----|-----|-----|-----------|-----------|-----------|-----------|-----------|-----------|-----------|------------|------------|------------|------------|------------|------------|-----------|-----------|-----------|-------------|------------|------------|------------|-----------|--|
| | | | AGE | | | | | | | | | | | | | | TOTAL | WHT | BLK | IND | ASN | | | | |
| | | | 18 | 19 | 20 | 21 | 22 | 23 | 24 | 25 | 30 | 35 | 40 | 45 | 50 | 55 | | | | | | 60 | | | |
| GAMBLING | | 19 | M | | | | | | | | | | | | | | | | | | | | | | |
| | | | F | | | | | | | | | | | | | | | | | | | | | | |
| BOOKMAKING | | a | M | | | | | | | | | | | | | | | | | | | | | | |
| | | | F | | | | | | | | | | | | | | | | | | | | | | |
| NUMBERS | | b | M | | | | | | | | | | | | | | | | | | | | | | |
| | | | F | | | | | | | | | | | | | | | | | | | | | | |
| OTHER GAMBLING | | c | M | | | | | | | | | | | | | | | | | | | | | | |
| | | | F | | | | | | | | | | | | | | | | | | | | | | |
| FAMILY/CHILD | | 20 | M | | | 1 | 1 | 1 | | | | | 2 | 1 | | 1 | | | 7 | 8 | | 4 | | | |
| | | | F | | | | | 1 | 1 | | | 2 | 1 | | | | | 5 | | | | | | | |
| DWI | | 21 | M | 6 | 9 | 7 | 15 | 11 | 15 | 9 | 43 | 21 | 20 | 10 | 18 | 8 | 12 | 6 | 4 | 214 | 218 | 31 | 42 | 2 | |
| | | | F | 1 | 4 | 6 | 4 | 4 | 3 | 3 | 15 | 8 | 4 | 4 | 14 | 7 | 2 | | 79 | | | | | | |
| LIQUOR LAWS | | 22 | M | 1 | 3 | 5 | | 1 | | | 6 | 9 | 9 | 13 | 11 | 13 | 4 | 3 | 3 | 81 | 15 | | 99 | 2 | |
| | | | F | 3 | 4 | 1 | | 2 | 1 | | 1 | 1 | 2 | 7 | 4 | 8 | | 1 | 35 | | | | | | |
| DRUNKENNESS | | 23 | M | 1 | 2 | 1 | 1 | | | | 3 | 2 | 3 | 4 | 5 | 2 | | 1 | 25 | 6 | | 32 | | | |
| | | | F | | | 1 | | 1 | | | 2 | | | 3 | 2 | 1 | 3 | 13 | | | | | | | |
| DISORDERLY CONDUCT | | 24 | M | 4 | 3 | 3 | 3 | 2 | 4 | 2 | 9 | 8 | 10 | 7 | 7 | 5 | 1 | 1 | 69 | 26 | 5 | 48 | | | |
| | | | F | | | 2 | 1 | 1 | | | 2 | 1 | 2 | 1 | | | | 10 | | | | | | | |
| VAGRANCY | | 25 | M | | | | | | | | | | | | | | | 1 | | 2 | 3 | | | 3 | |
| | | | F | | | | | | | | | | | | | | | | | | | | | | |
| ALL OTHER | | 26 | M | 24 | 13 | 25 | 21 | 16 | 14 | 21 | 79 | 43 | 47 | 52 | 49 | 27 | 12 | 4 | 4 | 451 | 250 | 58 | 287 | 7 | |
| | | | F | 2 | 2 | 10 | 6 | 8 | 1 | 4 | 36 | 13 | 22 | 16 | 13 | 12 | 3 | 3 | 151 | | | | | | |
| SUSPICION | | 27 | M | | | | | | | | | | | | | | | | | | | | | | |
| | | | F | | | | | | | | | | | | | | | | | | | | | | |
| TOTAL BY SEX | | | M | 67 | 62 | 66 | 79 | 47 | 49 | 50 | 232 | 129 | 120 | 133 | 137 | 83 | 38 | 18 | 14 | 1324 | 810 | 188 | 751 | 21 | |
| | | | F | 15 | 20 | 28 | 19 | 23 | 17 | 15 | 78 | 42 | 44 | 42 | 49 | 33 | 14 | 6 | 1 | 446 | | | | | |
| GRAND TOTAL | | | | 82 | 82 | 94 | 98 | 70 | 66 | 65 | 310 | 171 | 164 | 175 | 186 | 116 | 52 | 24 | 15 | 1770 | 810 | 188 | 751 | 21 | |

AGE, SEX, AND RACE OF PERSON ARRESTED
UNDER 18 YEARS OF AGE

| OFFENSE | UCR | SEX | AGE | | | | | | TOTAL UNDER 18 | RACE | | | |
|-------------------------|-----|-----|----------|----------|-----------|-----------|-----------|-----------|----------------|-----------|-----------|-----------|----------|
| | | | UND 10 | 10-12 | 13-14 | 15 | 16 | 17 | | WHT | BLK | IND | ASN |
| DRUGS/POSSESSION | 185 | M | | 1 | 2 | 2 | | 2 | 7 | 7 | 2 | 1 | |
| | | F | | | 1 | 1 | 1 | | 3 | | | | |
| NARCOTICS | e | M | | | | | | 2 | 2 | | 2 | | |
| | | F | | | | | | | | | | | |
| MARIJUANA | f | M | | 1 | 2 | 2 | | | 5 | 7 | | 1 | |
| | | F | | | 1 | 1 | 1 | | 3 | | | | |
| SYNTHETIC NARCOTICS | g | M | | | | | | | | | | | |
| | | F | | | | | | | | | | | |
| OTHER NON-NARCOTICS | h | M | | | | | | | | | | | |
| | | F | | | | | | | | | | | |
| GAMBLING | 19 | M | | | | | | | | | | | |
| | | F | | | | | | | | | | | |
| BOOKMAKING | a | M | | | | | | | | | | | |
| | | F | | | | | | | | | | | |
| NUMBERS | b | M | | | | | | | | | | | |
| | | F | | | | | | | | | | | |
| OTHER GAMBLING | c | M | | | | | | | | | | | |
| | | F | | | | | | | | | | | |
| FAMILY/CHILD | 20 | M | | | | | | | | | | 1 | |
| | | F | | | | | | 1 | 1 | | | | |
| DRIVING INFLUENCE | 21 | M | | | | | | 2 | 2 | 2 | | | |
| | | F | | | | | | | | | | | |
| LIQUOR LAWS | 22 | M | | | | | | | | | | 1 | |
| | | F | | | | | | 1 | 1 | | | | |
| DRUNKENNESS | 23 | M | | | | | | 1 | 1 | | | 1 | |
| | | F | | | | | | | | | | | |
| DISORDERLY CONDUCT | 24 | M | | | | 2 | 1 | 3 | 6 | 4 | 1 | 2 | |
| | | F | | | | | | 1 | 1 | | | | |
| VAGRANCY | 25 | M | | | | | | | | | | | |
| | | F | | | | | | | | | | | |
| ALL OTHER | 26 | M | | | 5 | 1 | 6 | 5 | 17 | 15 | 5 | 7 | 1 |
| | | F | | | 1 | 1 | 3 | 6 | 11 | | | | |
| CURFEW | 28 | M | | | | | | | | | | | |
| | | F | | | | | | | | | | | |
| RUN-AWAYS | 29 | M | | | | | | | | | | | |
| | | F | | | | | | | | | | | |
| TOTAL BY SEX | | M | 1 | 5 | 22 | 15 | 27 | 27 | 97 | 81 | 21 | 52 | 2 |
| | | F | | 3 | 10 | 7 | 16 | 23 | 59 | | | | |
| GRAND TOTAL | | | 1 | 8 | 32 | 22 | 43 | 50 | 156 | 81 | 21 | 52 | 2 |

ARSON OFFENSES KNOWN TO LAW ENFORCEMENT

| 1 PROPERTY CLASSIFICATION | 2 Offenses Report/ Known (Include Unfounded and Attempts) | 3 Unfounded, i.e. False/Baseless Complaints | 4 Actual Offenses (Col. 2-Col. 3 (+ Attempts)) | 5 Total Cleared by Arrest or Except. Means (+Column 6) | 6 Number of Clearances Involving Only Persons Under 18 Yrs. of Age | 7 Normally Unused Structures | 8 Estd Value of Property Damage |
|--------------------------------|---|--|---|---|---|---------------------------------|------------------------------------|
| STRUCTURE | | | | | | | |
| A. SINGLE OCCUPANT RESIDENT | | | | | | | |
| B. OTHER RESIDENTIAL | | | | | | | |
| C. STORAGE | | | | | | | |
| D. INDUSTRIAL/MANUFACTURE | | | | | | | |
| E. OTHER COMMERCIAL | | | | | | | |
| F. COMMUNITY/PUBLIC | | | | | | | |
| G. ALL OTHER STRUCTURES | | | | | | | |
| TOTAL | | | | | | | |
| | | | | | | | \$ - |
| MOBILE | | | | | | | |
| H. MOTOR VEHICLES | | | | | | | |
| I. OTHER MOBILE PROPERTY | | | | | | | |
| TOTAL | | | | | | | |
| | | | | | | | \$ 2,500 |
| OTHER | | | | | | | |
| J. CROPS, TIMBER, FENCES, ETC. | | | | | | | |
| TOTAL | | | | | | | |
| | | | | | | | \$ - |
| GRAND TOTAL | | | | | | | |
| | | | | | | | \$ 2,500 |

LAW ENFORCEMENT OFFICERS KILLED OR ASSAULTED

| TYPE OF ACTIVITY | TOTAL ASSAULTS BY WEAPON | TYPE OF WEAPON | | | | | TYPE OF ASSIGNMENT | | | | | | POLICE ASSAULT CLEARED |
|-------------------------------|--------------------------|----------------|-----------------|---------------------|------------------|-------------|--------------------|--------|----------------|--------|-------|--------|------------------------|
| | | FIRE ARM | KNIFE CUT INSTR | OTHER DANGER WEAPON | HANDS FISTS FEET | TWO MAN VEH | ONE MAN VEHICLE | | SPECIAL ASSIGN | | OTHER | | |
| | | | | | | | ALONE | ASSIST | ALONE | ASSIST | ALONE | ASSIST | |
| A | B | C | D | E | F | G | H | I | J | K | L | M | |
| 1. RESPOND DISTURBANCE CALL | | | | | | | | | | | | | |
| 2. BURGLARY IN PROGRESS | | | | | | | | | | | | | |
| 3. ROBBERY IN PROGRESS | | | | | | | | | | | | | |
| 4. ATTEMPT OTHER ARREST | | | | | | | | | | | | | |
| 5. CIVIL DISORDER | | | | | | | | | | | | | |
| 6. HANDLE/TRANSORT PRISONER | | | | | | | | | | | | | |
| 7. INVESTIGATE SUS PERSON/CIR | | | | | | | | | | | | | |
| 8. AMBUSH - NO WARNING | | | | | | | | | | | | | |
| 9. MENTALLY DERANGED | | | | | | | | | | | | | |
| 10. TRAFFIC PURSUIT/STOPS | | | | | | | | | | | | | |
| 11. ALL OTHER | | | | | | | | | | | | | |
| 12. TOTAL (1-11) | | | | | | | | | | | | | |
| 13. NUMBER WITH INJURY | | | | | | | | | | | | | |
| 14. NUMBER WITHOUT INJURY | | | | | | | | | | | | | |
| 15. TIME OF ASSAULTS | 12 AM | 2 AM | 4 AM | 6 AM | 8 AM | 10 AM | NOON | 2 PM | 4 PM | 6 PM | 8 PM | 10 PM | UNK |

THIS PAGE INTENTIONALLY LEFT BLANK

OFFENSES KNOWN TO LAW ENFORCEMENT

| CLASSIFICATION OF OFFENSES | OFFENSES REPORTED OR KNOWN | UNFOUNDED FALSE OR BASELESS | NUMBER OF ACTUAL OFFENSES | ** OFFENSES CLEARED ** BY ARREST OR EXCEPTION | |
|-------------------------------|----------------------------|-----------------------------|---------------------------|---|----------------|
| | | | | TOTAL | JUVENILES ONLY |
| CRIMINAL HOMICIDE | | | | | |
| MURDER/NONNEG MANSLAUGHTER | | | | | |
| MANSLAUGHTER BY NEGLIGENCE | | | | | |
| TOTAL | | | | | |
| FORCIBLE RAPE | | | | | |
| RAPE BY FORCE | | | | | |
| ATTEMPTED FORCIBLE RAPE | | | | | |
| TOTAL | | | | | |
| ROBBERY | | | | | |
| FIREARM | | | | | |
| KNIFE/CUTTING INSTRUMENT | | | | | |
| OTHER DANGEROUS WEAPON | | | | | |
| STRONG-ARM (HANDS, FISTS) | | | | | |
| TOTAL | | | | | |
| ASSAULT | | | | | |
| FIREARM | 3 | | 3 | 3 | |
| KNIFE OR CUTTING INSTRUMENT | 3 | | 3 | 4 | |
| OTHER DANGEROUS WEAPON | | | | | |
| HANDS, FIST, FEET, AGGRAVATED | 2 | | 2 | 2 | |
| OTHER ASSAULTS - SIMPLE | 20 | | 20 | 25 | |
| TOTAL | 28 | | 28 | 34 | |
| BURGLARY | | | | | |
| FORCIBLE ENTRY | 2 | | 2 | 2 | |
| UNLAWFUL ENTRY - NO FORCE | | | | 1 | |
| ATTEMPTED FORCIBLE ENTRY | | | | 1 | |
| TOTAL | 2 | | 2 | 4 | |
| LARCENY-THEFT | | | | | |
| THEFT (EX MOTOR VEHICLE) | 23 | | 23 | 22 | 1 |
| TOTAL | 23 | | 23 | 22 | 1 |
| MOTOR VEHICLE THEFT | | | | | |
| AUTOS | | | | | |
| TRUCKS AND BUSES | | | | 1 | |
| OTHER VEHICLES | | | | | |
| TOTAL | | | | 1 | |
| GRAND TOTAL | 53 | | 53 | 61 | 1 |

PROPERTY STOLEN BY CLASSIFICATION

| CLASSIFICATION OF OFFENSES | NUMBER ACTUAL OFFENSES | VALUE OF PROPERTY STOLEN |
|---|------------------------------|--------------------------|
| MURDER/NONNEG MANSLAUGHTER | | \$ - |
| FORCIBLE RAPE | | \$ - |
| ROBBERY | | |
| HIGHWAY (STREET, ALLEYS, ETC.) | | |
| COMMERCIAL HOUSE | | |
| GAS OR SERVICE STATION | | |
| CONVENIENCE STORE | | |
| RESIDENCE | | |
| BANK | | |
| MISCELLANEOUS | | |
| TOTAL ROBBERY | | \$ - |
| BURGLARY | | |
| RESIDENCE (DWELLING) | | |
| NIGHT (6PM-6AM) | | |
| DAY (6AM-6PM) | | |
| UNKNOWN | | |
| NON-RESIDENCE (STORE ETC.) | | |
| NIGHT (6PM-6AM) | 1 | \$ 3,685 |
| DAY (6AM-6PM) | 1 | |
| UNKNOWN | | |
| TOTAL BURGLARY | 2 | \$ 3,685 |
| LARCENY-THEFT | | |
| LARCENY BY VALUE (EX MOTOR VEHICLE) | | |
| \$200 AND OVER | 2 | \$ 2,665 |
| \$50 TO \$200 | | |
| UNDER \$50 | 21 | |
| LARCENY BY TYPE | | |
| POCKET-PICKING | | |
| PURSE-SNATCHING | | |
| SHOPLIFTING | | |
| FROM MOTOR VEHICLE | 3 | \$ 665 |
| MOTOR VEHICLE PARTS & ACCESSORIES | 1 | |
| BICYCLES | 1 | |
| FROM BUILDING(EX C&H) | 8 | \$ 2,000 |
| FROM COIN-OP MACHINES | | |
| ALL OTHER | 10 | |
| TOTAL LARCENY | 23 | 23 \$ 2,665 \$ 2,665 |
| MOTOR VEHICLE THEFT | | |
| MOTOR VEHICLE THEFT | | |
| STOLEN & RECOVERED LOCALLY | | |
| STOLEN LOCALLY & RECOVERED OTHER JURIS. | | |
| TOTAL LOCALLY STOLEN MOTOR VEHICLES | | |
| STOLEN OTHER JURIS. & RECOVERED LOCAL | | |
| TOTAL | | \$ - |
| GRAND TOTAL | 25 | \$ 6,350 |

PROPERTY STOLEN / RECOVERED BY TYPE

| TYPE OF PROPERTY | VALUE OF PROPERTY STOLEN | VALUE OF PROPERTY RECOVERED |
|------------------------------|--------------------------|-----------------------------|
| CURRENCY, NOTES, ETC. | | |
| JEWELRY & PRECIOUS METALS | \$ 3,685 | |
| CLOTHING AND FURS | | |
| LOCALLY STOLEN MOTOR VEHICLE | | |
| OFFICE EQUIPMENT | | |
| TV, RADIOS, CAMERAS, ETC. | | |
| FIREARMS | | |
| HOUSEHOLD GOODS | | |
| CONSUMABLE GOODS | \$ 2,000 | |
| LIVESTOCK | | |
| MISCELLANEOUS | \$ 665 | |
| GRAND TOTAL | \$ 6,350 | \$ - |

AGE, SEX, AND RACE OF PERSON ARRESTED
18 YEARS OF AGE AND OVER

| OFFENSE | UCR | S E X | AGE | | | | | | | | | | | | | | TOTAL | RACE | | | | | | | |
|------------------------------|-----|-------------|-----|----|----|----|----|----|----|----|----|----|----|----|----|----|-------|------|-----|-----|-----|-----|-----|--|---|
| | | | 18 | 19 | 20 | 21 | 22 | 23 | 24 | 29 | 34 | 39 | 44 | 49 | 54 | 59 | | 64 | 65+ | WHT | BLK | IND | ASN | | |
| MURDER | 01a | M | | | | | | | | | | | | | | | | | | | | | | | |
| | | F | | | | | | | | | | | | | | | | | | | | | | | |
| MANSLAUGHTER/NEG | 01b | M | | | | | | | | | | | | | | | | | | | | | | | |
| | | F | | | | | | | | | | | | | | | | | | | | | | | |
| FORCIBLE RAPE | 02 | M | | | | | | | | | | | | | | | | | | | | | | | |
| | | F | | | | | | | | | | | | | | | | | | | | | | | |
| ROBBERY | 03 | M | | | | | | | | | | | | | | | | | | | | | | | |
| | | F | | | | | | | | | | | | | | | | | | | | | | | |
| AGGRAVATED ASSAULT | 04 | M | | | 1 | | 1 | | | | | 3 | | | | | | | | | | 5 | 4 | | 1 |
| | | F | | | 2 | | | | | | | | | | | | | | | | | 2 | 2 | | |
| BURGLARY | 05 | M | | | | 1 | | | | | | | | | | | | | | | | 1 | 1 | | |
| | | F | | | | | | | | | | | | | | | | | | | | | | | |
| LARCENY | 06 | M | | 2 | | 3 | 1 | | | | | | | | | | | | | | | 6 | 4 | | 2 |
| | | F | | | | | | | | | | | | | | | | | | | | | | | |
| MOTOR VEHICLE THEFT | 07 | M | | | | | | | | | | | | | | | | | | | | | | | |
| | | F | | | | | | | | | | | | | | | | | | | | | | | |
| OTHER ASSAULTS | 08 | M | | 2 | | | | | | | 2 | 3 | 2 | 2 | 1 | | | | | | | 12 | 9 | | 3 |
| | | F | | 1 | | | | | | | 2 | 2 | 1 | | | | | | | | | 6 | 2 | | 4 |
| ARSON | 09 | M | | | | | | | | | | | | | | | | | | | | | | | |
| | | F | | | | | | | | | | | | | | | | | | | | | | | |
| FORGERY | 10 | M | | | | 1 | | | | | | | | | | | | | | | | 1 | 1 | | |
| | | F | | | | | | | | | | | | | | | | | | | | | | | |
| FRAUD | 11 | M | | | | 1 | | | | | | | | | | 2 | | | | | | 3 | 3 | | |
| | | F | | | | | | | | | | | | | | | | | | | | | | | |
| EMBEZZLEMENT | 12 | M | | | | | | | | | | | | | | | | | | | | | | | |
| | | F | | | | | | | | | | | | | | | | | | | | | | | |
| STOLEN PROP | 13 | M | | | | | | | | | | | | | | | | | | | | | | | |
| | | F | | | | | | | | | | | | | | | | | | | | | | | |
| VANDALISM | 14 | M | | | | 2 | | | | | | 1 | | | 1 | | | | | | | 4 | 3 | | 1 |
| | | F | | | | 1 | | | | | | | | | | | | | | | | 1 | 1 | | |
| WEAPONS | 15 | M | | | 1 | | | | | | | | | | 1 | | | | | | | 2 | 2 | | |
| | | F | | | | | | | | | | | | | | | | | | | | | | | |
| PROSTITUTION | 16 | M | | | | | | | | | | | | | | | | | | | | | | | |
| | | F | | | | | | | | | | | | | | | | | | | | | | | |
| SEX OFFENSE | 17 | M | | | | | | | | 1 | | | | | | | | | | | | 1 | 1 | | |
| | | F | | | | | | | | | | | | | | | | | | | | | | | |
| DRUG/SALE/MANUFACTURE | 180 | M | | | | 1 | | | | | | | | | | | | | | | | 1 | 1 | | |
| | | F | | | | | | | | | | | | | | | | | | | | | | | |
| NARCOTICS | a | M | | | | | | | | | | | | | | | | | | | | | | | |
| | | F | | | | | | | | | | | | | | | | | | | | | | | |
| MARIJUANA | b | M | | | | 1 | | | | | | | | | | | | | | | | 1 | 1 | | |
| | | F | | | | | | | | | | | | | | | | | | | | | | | |
| SYNTHETIC NARCOTICS | c | M | | | | | | | | | | | | | | | | | | | | | | | |
| | | F | | | | | | | | | | | | | | | | | | | | | | | |
| OTHER NON-NARCOTICS | d | M | | | | | | | | | | | | | | | | | | | | | | | |
| | | F | | | | | | | | | | | | | | | | | | | | | | | |
| DRUG/POSSESSION | 185 | M | | | 1 | | 1 | | | | 1 | | | | | | | | | | | 3 | 3 | | |
| | | F | | | | | | | | | | | | | | | | | | | | | | | |
| NARCOTICS | e | M | | | | | | | | | | | | | | | | | | | | | | | |
| | | F | | | | | | | | | | | | | | | | | | | | | | | |
| MARIJUANA | f | M | | | 1 | | 1 | | | | 1 | | | | | | | | | | | 3 | 3 | | |
| | | F | | | | | | | | | | | | | | | | | | | | | | | |
| SYNTHETIC NARCOTICS | g | M | | | | | | | | | | | | | | | | | | | | | | | |
| | | F | | | | | | | | | | | | | | | | | | | | | | | |
| OTHER NON-NARCOTICS | h | M | | | | | | | | | | | | | | | | | | | | | | | |
| | | F | | | | | | | | | | | | | | | | | | | | | | | |

AGE, SEX, AND RACE OF PERSON ARRESTED
18 YEARS OF AGE AND OVER

| OFFENSE | UCR | SEX | AGE | | | | | | | | | | | | | TOTAL | RACE | | | | | |
|--------------------|-----|-----|----------|-----------|----------|-----------|----------|----|----------|----------|-----------|-----------|----------|-----------|----------|----------|----------|----|-----|------------|-----------|-----------|
| | | | 18 | 19 | 20 | 21 | 22 | 23 | 24 | 25 | 30 | 35 | 40 | 45 | 50 | | 55 | 60 | 65+ | WHT | BLK | IND |
| GAMBLING | 19 | M | | | | | | | | | | | | | | | | | | | | |
| | | F | | | | | | | | | | | | | | | | | | | | |
| BOOKMAKING | a | M | | | | | | | | | | | | | | | | | | | | |
| | | F | | | | | | | | | | | | | | | | | | | | |
| NUMBERS | b | M | | | | | | | | | | | | | | | | | | | | |
| | | F | | | | | | | | | | | | | | | | | | | | |
| OTHER GAMBLING | c | M | | | | | | | | | | | | | | | | | | | | |
| | | F | | | | | | | | | | | | | | | | | | | | |
| FAMILY/CHILD | 20 | M | | | | | | | | | | | | | | | | | | | | |
| | | F | | | | | | | | | | | | | | | | | | | | |
| DWI | 21 | M | | 1 | | | | | 2 | 1 | | | | | 1 | | | | | | | |
| | | F | | 1 | | | | | | | | | | | 2 | | | | | | | |
| LIQUOR LAWS | 22 | M | | | | | | | | | | | | | | | | | | | | |
| | | F | | | | | | | | | | | | | | | | | | | | |
| DRUNKENNESS | 23 | M | | | | | | | | | | | | | | | | | | | | |
| | | F | | | | | | | | | | | | | | | | | | | | |
| DISORDERLY CONDUCT | 24 | M | | | | | | | | 1 | | | | | 1 | 2 | 1 | | | | | |
| | | F | | | | | | | | | | | | | | | | | | | | |
| VAGRANCY | 25 | M | | | | | | | | | | | | | | | | | | | | |
| | | F | | | | | | | | | | | | | | | | | | | | |
| ALL OTHER | 26 | M | 1 | 2 | | 2 | 6 | | 1 | 2 | 4 | 7 | 3 | 6 | | | | | | | | |
| | | F | | 1 | 2 | | | | | | 1 | 2 | | | | | | | | | | |
| SUSPICION | 27 | M | | | | | | | | | | | | | | | | | | | | |
| | | F | | | | | | | | | | | | | | | | | | | | |
| TOTAL BY SEX | | M | 1 | 9 | 2 | 11 | 8 | | 1 | 7 | 10 | 12 | 5 | 9 | 5 | 2 | 2 | | | | | |
| | | F | | 2 | 5 | 1 | | | | 2 | 3 | | 3 | 2 | | | | | | | | |
| GRAND TOTAL | | | 1 | 11 | 7 | 12 | 8 | | 1 | 9 | 13 | 12 | 8 | 11 | 5 | 2 | 2 | | | 102 | 78 | 24 |

AGE, SEX, AND RACE OF PERSON ARRESTED
UNDER 18 YEARS OF AGE

| OFFENSE | UCR | SEX | AGE | | | | | TOTAL UNDER 18 | RACE | | | |
|-------------------------|-----|-----|--------|-------|-------|----|----|----------------|------|-----|-----|-----|
| | | | UND 10 | 10-12 | 13-14 | 15 | 16 | | 17 | WHT | BLK | IND |
| DRUGS/POSSESSION | 185 | M | | | | | | | | | | |
| | | F | | | | | | | | | | |
| NARCOTICS | e | M | | | | | | | | | | |
| | | F | | | | | | | | | | |
| MARIJUANA | f | M | | | | | | | | | | |
| | | F | | | | | | | | | | |
| SYNTHETIC NARCOTICS | g | M | | | | | | | | | | |
| | | F | | | | | | | | | | |
| OTHER NON-NARCOTICS | h | M | | | | | | | | | | |
| | | F | | | | | | | | | | |
| GAMBLING | 19 | M | | | | | | | | | | |
| | | F | | | | | | | | | | |
| BOOKMAKING | a | M | | | | | | | | | | |
| | | F | | | | | | | | | | |
| NUMBERS | b | M | | | | | | | | | | |
| | | F | | | | | | | | | | |
| OTHER GAMBLING | c | M | | | | | | | | | | |
| | | F | | | | | | | | | | |
| FAMILY/CHILD | 20 | M | | | | | | | | | | |
| | | F | | | | | | | | | | |
| DRIVING INFLUENCE | 21 | M | | | | | | 1 | 1 | | 1 | |
| | | F | | | | | | | | | | |
| LIQUOR LAWS | 22 | M | | | | | | | | | | |
| | | F | | | | | | | | | | |
| DRUNKENNESS | 23 | M | | | | | | | | | | |
| | | F | | | | | | | | | | |
| DISORDERLY CONDUCT | 24 | M | | | | | | | | | | |
| | | F | | | | | | | | | | |
| VAGRANCY | 25 | M | | | | | | | | | | |
| | | F | | | | | | | | | | |
| ALL OTHER | 26 | M | | | | 1 | 1 | 1 | 3 | 1 | | 2 |
| | | F | | | | | | | | | | |
| CURFEW | 28 | M | | | | | | | | | | |
| | | F | | | | | | | | | | |
| RUN-AWAYS | 29 | M | | | | | | | | | | |
| | | F | | | | | | | | | | |
| TOTAL BY SEX | | M | | | | 1 | 1 | 4 | 6 | 2 | | 4 |
| | | F | | | | 1 | | | 1 | 1 | | |
| GRAND TOTAL | | | | | | 2 | 1 | 4 | 7 | 3 | | 4 |

ARSON OFFENSES KNOWN TO LAW ENFORCEMENT

| 1 PROPERTY CLASSIFICATION | 2 Offenses Report/ Known (Include Unfounded and Attempts) | 3 Unfounded, I.e. False/Baseless Complaints | 4 Actual Offenses (Col. 2-Col. 3 (+ Attempts)) | 5 Total Cleared by Arrest or Except. Means (+Column 6) | 6 Number of Clearances Involving Only Persons Under 18 Yrs. of Age | 7 Normally Unused Structures | 8 Estd Value of Property Damage |
|--------------------------------|--|--|---|---|---|---------------------------------|------------------------------------|
| STRUCTURE | | | | | | | |
| A. SINGLE OCCUPANT RESIDENT | | | | | | | |
| B. OTHER RESIDENTIAL | | | | | | | |
| C. STORAGE | | | | | | | |
| D. INDUSTRIAL/MANUFACTURE | | | | | | | |
| E. OTHER COMMERCIAL | | | | | | | |
| F. COMMUNITY/PUBLIC | | | | | | | |
| G. ALL OTHER STRUCTURES | | | | | | | |
| TOTAL | | | | | | | \$ - |
| MOBILE | | | | | | | |
| H. MOTOR VEHICLES | | | | | | | |
| I. OTHER MOBILE PROPERTY | | | | | | | |
| TOTAL | | | | | | | \$ - |
| OTHER | | | | | | | |
| J. CROPS, TIMBER, FENCES, ETC. | | | | | | | |
| TOTAL | | | | | | | \$ - |
| GRAND TOTAL | | | | | | | \$ - |

THIS PAGE INTENTIONALLY LEFT BLANK

OFFENSES KNOWN TO LAW ENFORCEMENT

| CLASSIFICATION OF OFFENSES | OFFENSES REPORTED OR KNOWN | UNFOUNDED FALSE OR BASELESS | NUMBER OF ACTUAL OFFENSES | ** OFFENSES CLEARED ** BY ARREST OR EXCEPTION | |
|-------------------------------|----------------------------|-----------------------------|---------------------------|--|----------------|
| | | | | TOTAL | JUVENILES ONLY |
| CRIMINAL HOMICIDE | | | | | |
| MURDER/NONNEG MANSLAUGHTER | 1 | | 1 | 1 | |
| MANSLAUGHTER BY NEGLIGENCE | | | | | |
| TOTAL | 1 | | 1 | 1 | |
| FORCIBLE RAPE | | | | | |
| RAPE BY FORCE | | | | | |
| ATTEMPTED FORCIBLE RAPE | | | | | |
| TOTAL | | | | | |
| ROBBERY | | | | | |
| FIREARM | | | | | |
| KNIFE/CUTTING INSTRUMENT | | | | | |
| OTHER DANGEROUS WEAPON | | | | | |
| STRONG-ARM (HANDS, FISTS) | 2 | | 2 | 1 | |
| TOTAL | 2 | | 2 | 1 | |
| ASSAULT | | | | | |
| FIREARM | 2 | | 2 | 2 | |
| KNIFE OR CUTTING INSTRUMENT | 11 | | 11 | 7 | |
| OTHER DANGEROUS WEAPON | 1 | | 1 | | |
| HANDS, FIST, FEET, AGGRAVATED | 34 | | 34 | 29 | |
| OTHER ASSAULTS - SIMPLE | 45 | | 45 | 26 | 2 |
| TOTAL | 93 | | 93 | 64 | 2 |
| BURGLARY | | | | | |
| FORCIBLE ENTRY | 48 | | 48 | 6 | |
| UNLAWFUL ENTRY - NO FORCE | 7 | | 7 | 2 | 2 |
| ATTEMPTED FORCIBLE ENTRY | 12 | | 12 | | |
| TOTAL | 67 | | 67 | 8 | 2 |
| LARCENY-THEFT | | | | | |
| THEFT (EX MOTOR VEHICLE) | 197 | 5 | 192 | 31 | 5 |
| TOTAL | 197 | 5 | 192 | 31 | 5 |
| MOTOR VEHICLE THEFT | | | | | |
| AUTOS | 4 | | 4 | | |
| TRUCKS AND BUSES | 11 | 3 | 8 | 2 | |
| OTHER VEHICLES | | | | | |
| TOTAL | 15 | 3 | 12 | 2 | |
| GRAND TOTAL | 375 | 8 | 367 | 107 | 9 |

PROPERTY STOLEN BY CLASSIFICATION

| CLASSIFICATION OF OFFENSES | NUMBER ACTUAL OFFENSES | VALUE OF PROPERTY STOLEN |
|---|------------------------------|--------------------------|
| MURDER/NONNEG MANSLAUGHTER | 1 | \$ - |
| FORCIBLE RAPE | | \$ - |
| ROBBERY | | |
| HIGHWAY (STREET, ALLEYS, ETC.) | 2 | \$ 945 |
| COMMERCIAL HOUSE | | |
| GAS OR SERVICE STATION | | |
| CONVENIENCE STORE | | |
| RESIDENCE | | |
| BANK | | |
| MISCELLANEOUS | | |
| TOTAL ROBBERY | 2 | \$ 945 |
| BURGLARY | | |
| RESIDENCE (DWELLING) | | |
| NIGHT (6PM-6AM) | 6 | \$ 1,490 |
| DAY (6AM-6PM) | 8 | \$ 4,000 |
| UNKNOWN | | |
| NON-RESIDENCE (STORE ETC.) | | |
| NIGHT (6PM-6AM) | 10 | \$ 611 |
| DAY (6AM-6PM) | 43 | \$ 56,531 |
| UNKNOWN | | |
| TOTAL BURGLARY | 67 | \$ 62,632 |
| LARCENY-THEFT | | |
| LARCENY BY VALUE (EX MOTOR VEHICLE) | | |
| \$200 AND OVER | 50 | \$ 54,691 |
| \$50 TO \$200 | 43 | \$ 5,396 |
| UNDER \$50 | 99 | \$ 1,525 |
| LARCENY BY TYPE | | |
| POCKET-PICKING | | |
| PURSE-SNATCHING | | |
| SHOPLIFTING | 9 | \$ 119 |
| FROM MOTOR VEHICLE | 39 | \$ 9,307 |
| MOTOR VEHICLE PARTS & ACCESSORIES | 4 | \$ 1,550 |
| BICYCLES | 17 | \$ 3,869 |
| FROM BUILDING(EX C&H) | 72 | \$ 17,258 |
| FROM COIN-OP MACHINES | 1 | \$ 8 |
| ALL OTHER | 50 | \$ 29,501 |
| TOTAL LARCENY | 192 | 192 \$ 61,612 \$ 61,612 |
| MOTOR VEHICLE THEFT | | |
| MOTOR VEHICLE THEFT | 12 | \$ 82,850 |
| STOLEN & RECOVERED LOCALLY | | |
| STOLEN LOCALLY & RECOVERED OTHER JURIS. | 1 | 50,000 |
| TOTAL LOCALLY STOLEN MOTOR VEHICLES | 3 | 50,000 |
| STOLEN OTHER JURIS. & RECOVERED LOCAL | 1 | |
| TOTAL | 12 | \$ 82,850 |
| GRAND TOTAL | 274 | \$ 208,039 |

PROPERTY STOLEN / RECOVERED BY TYPE

| TYPE OF PROPERTY | VALUE OF PROPERTY STOLEN | VALUE OF PROPERTY RECOVERED |
|------------------------------|--------------------------|-----------------------------|
| CURRENCY, NOTES, ETC. | \$ 14,428 | |
| JEWELRY & PRECIOUS METALS | \$ 25,900 | |
| CLOTHING AND FURS | \$ 1,495 | |
| LOCALLY STOLEN MOTOR VEHICLE | \$ 97,275 | \$ 75,425 |
| OFFICE EQUIPMENT | \$ 2,620 | \$ 500 |
| TV, RADIOS, CAMERAS, ETC. | \$ 1,685 | |
| FIREARMS | \$ 5,100 | |
| HOUSEHOLD GOODS | \$ 350 | |
| CONSUMABLE GOODS | \$ 2,117 | \$ 36 |
| LIVESTOCK | | |
| MISCELLANEOUS | \$ 57,069 | \$ 5,175 |
| GRAND TOTAL | \$ 208,039 | \$ 81,136 |

AGE, SEX, AND RACE OF PERSON ARRESTED
18 YEARS OF AGE AND OVER

| OFFENSE | UCR | SEX | AGE | | | | | | | | | | | | | | TOTAL | RACE | | | | |
|--------------------|-----|-----|-----------|-----------|-----------|-----------|-----------|----------|-----------|-----------|-----------|-----------|-----------|-----------|-----------|-----------|----------|----------|-----|------------|------------|-----|
| | | | 18 | 19 | 20 | 21 | 22 | 23 | 24 | 25 | 30 | 35 | 40 | 45 | 50 | 55 | | 60 | 65+ | WHT | BLK | IND |
| GAMBLING | 19 | M | | | | | | | | | | | | | | | | | | | | |
| | | F | | | | | | | | | | | | | | | | | | | | |
| BOOKMAKING | a | M | | | | | | | | | | | | | | | | | | | | |
| | | F | | | | | | | | | | | | | | | | | | | | |
| NUMBERS | b | M | | | | | | | | | | | | | | | | | | | | |
| | | F | | | | | | | | | | | | | | | | | | | | |
| OTHER GAMBLING | c | M | | | | | | | | | | | | | | | | | | | | |
| | | F | | | | | | | | | | | | | | | | | | | | |
| FAMILY/CHILD | 20 | M | | | 1 | | | | 2 | | | | | | | | | | | | 3 | 3 |
| | | F | | | | | | | | | | | | | | | | | | | | |
| DWI | 21 | M | 2 | 3 | 1 | 7 | 1 | 1 | 2 | 5 | 3 | 7 | 1 | 1 | 6 | 4 | 4 | | | | 48 | 48 |
| | | F | 1 | | | | | | | 5 | 2 | 2 | 2 | 3 | 2 | | | | | | 17 | 17 |
| LIQUOR LAWS | 22 | M | 14 | 8 | 5 | | 1 | | | | | | | | | | | | | | 28 | 28 |
| | | F | 6 | 2 | 1 | | | | | | | | | | 1 | | | | | | 10 | 10 |
| DRUNKENNESS | 23 | M | | | | | | | | | | | | | | | | | | | | |
| | | F | | | | | | | | | | | | | | | | | | | | |
| DISORDERLY CONDUCT | 24 | M | | | | | | | 1 | | 1 | | 1 | | | | | | | | 4 | 4 |
| | | F | | | | | | | 1 | | | | | | | | | | | | 1 | 1 |
| VAGRANCY | 25 | M | | | | | | | | | | | | | | | | | | | | |
| | | F | | | | | | | | | | | | | | | | | | | | |
| ALL OTHER | 26 | M | 3 | 10 | 6 | 5 | 4 | 2 | 6 | 15 | 10 | 11 | 4 | 7 | 4 | 7 | 1 | 1 | | | 96 | 96 |
| | | F | | | | 2 | | 1 | 3 | | 5 | 9 | 5 | 1 | | | | | | | 26 | 26 |
| SUSPICION | 27 | M | | | | | | | | | | | | | | | | | | | | |
| | | F | | | | | | | | | | | | | | | | | | | | |
| TOTAL BY SEX | | M | 25 | 29 | 23 | 15 | 7 | 3 | 11 | 33 | 15 | 22 | 17 | 15 | 10 | 14 | 6 | 2 | | | 247 | 247 |
| | | F | 11 | 5 | 1 | | 4 | 1 | 1 | 18 | 3 | 10 | 15 | 8 | 7 | 3 | | | | | 87 | 87 |
| GRAND TOTAL | | | 36 | 34 | 24 | 15 | 11 | 4 | 12 | 51 | 18 | 32 | 32 | 23 | 17 | 17 | 6 | 2 | | 334 | 334 | |

AGE, SEX, AND RACE OF PERSON ARRESTED
UNDER 18 YEARS OF AGE

| OFFENSE | UCR | SEX | AGE | | | | | TOTAL UNDER 18 | RACE | | | |
|-------------------------|-----|-----|--------|-------|----------|----------|-----------|----------------|-----------|-----------|-----|-----|
| | | | UND 10 | 10-12 | 13-14 | 15 | 16 | | 17 | WHT | BLK | IND |
| DRUGS/POSSESSION | 185 | M | | | | | 2 | 2 | 2 | | | |
| | | F | | | | | 2 | 2 | 2 | | | |
| NARCOTICS | e | M | | | | | | | | | | |
| | | F | | | | | | | | | | |
| MARIJUANA | f | M | | | | | 2 | 2 | 2 | | | |
| | | F | | | | | 2 | 2 | 2 | | | |
| SYNTHETIC NARCOTICS | g | M | | | | | | | | | | |
| | | F | | | | | | | | | | |
| OTHER NON-NARCOTICS | h | M | | | | | | | | | | |
| | | F | | | | | | | | | | |
| GAMBLING | 19 | M | | | | | | | | | | |
| | | F | | | | | | | | | | |
| BOOKMAKING | a | M | | | | | | | | | | |
| | | F | | | | | | | | | | |
| NUMBERS | b | M | | | | | | | | | | |
| | | F | | | | | | | | | | |
| OTHER GAMBLING | c | M | | | | | | | | | | |
| | | F | | | | | | | | | | |
| FAMILY/CHILD | 20 | M | | | | | | | | | | |
| | | F | | | | | | | | | | |
| DRIVING INFLUENCE | 21 | M | | | | | 1 | 1 | 1 | | | |
| | | F | | | | | 1 | 1 | 1 | | | |
| LIQUOR LAWS | 22 | M | | | | | 2 | 6 | 8 | 8 | | |
| | | F | | | | 2 | 2 | 6 | 10 | 10 | | |
| DRUNKENNESS | 23 | M | | | | | | | | | | |
| | | F | | | | | | | | | | |
| DISORDERLY CONDUCT | 24 | M | | | | | | | | | | |
| | | F | | | | | | | | | | |
| VAGRANCY | 25 | M | | | | | | | | | | |
| | | F | | | | | | | | | | |
| ALL OTHER | 26 | M | | | 1 | | 1 | 2 | 4 | 4 | | |
| | | F | | | | | 1 | 1 | 1 | 1 | | |
| CURFEW | 28 | M | | | | | | | | | | |
| | | F | | | | | | | | | | |
| RUN-AWAYS | 29 | M | | | | | | | | | | |
| | | F | | | | | | | | | | |
| TOTAL BY SEX | | M | | | 4 | 2 | 7 | 13 | 26 | 26 | | |
| | | F | | | 1 | 3 | 3 | 10 | 17 | 17 | | |
| GRAND TOTAL | | | | | 5 | 5 | 10 | 23 | 43 | 43 | | |

ARSON OFFENSES KNOWN TO LAW ENFORCEMENT

| 1 PROPERTY CLASSIFICATION | 2 Offenses Report/ Known (Include Unfounded and Attempts) | 3 Unfounded, I.e. False/Baseless Complaints | 4 Actual Offenses (Col. 2-Col. 3 (+ Attempts)) | 5 Total Cleared by Arrest or Except. Means (+Column 6) | 6 Number of Clearances Involving Only Persons Under 18 Yrs. of Age | 7 Normally Unused Structures | 8 Estd Value of Property Damage |
|--------------------------------|--|--|---|---|---|---------------------------------|------------------------------------|
| STRUCTURE | | | | | | | |
| A. SINGLE OCCUPANT RESIDENT | | | | | | | |
| B. OTHER RESIDENTIAL | | | | | | | |
| C. STORAGE | | | | | | | |
| D. INDUSTRIAL/MANUFACTURE | | | | | | | |
| E. OTHER COMMERCIAL | | | | | | | |
| F. COMMUNITY/PUBLIC | | | | | | | |
| G. ALL OTHER STRUCTURES | | | | | | | |
| TOTAL | | | | | | | \$ - |
| MOBILE | | | | | | | |
| H. MOTOR VEHICLES | | | | | | | |
| I. OTHER MOBILE PROPERTY | | | | | | | |
| TOTAL | | | | | | | \$ - |
| OTHER | | | | | | | |
| J. CROPS, TIMBER, FENCES, ETC. | | | | | | | |
| TOTAL | | | | | | | \$ - |
| GRAND TOTAL | | | | | | | \$ - |

LAW ENFORCEMENT OFFICERS KILLED OR ASSAULTED

| TYPE OF ACTIVITY | TOTAL ASSAULTS BY WEAPON | TYPE OF WEAPON | | | | | TYPE OF ASSIGNMENT | | | | | | POLICE ASSAULT CLEARED |
|-------------------------------|--------------------------|----------------|-----------------------|---------------------|------------------|-------------|--------------------|----------|----------------|--------|-------|----------|------------------------|
| | | FIRE ARM | KNIFE OTHER CUT INSTR | OTHER DANGER WEAPON | HANDS FISTS FEET | TWO MAN VEH | ONE MAN VEHICLE | | SPECIAL ASSIGN | | OTHER | | |
| | | | | | | | ALONE | ASSIST | ALONE | ASSIST | ALONE | ASSIST | |
| A | B | C | D | E | F | G | H | I | J | K | L | M | |
| 1. RESPOND DISTURBANCE CALL | 3 | | | | 3 | | | 3 | | | | | 3 |
| 2. BURGLARY IN PROGRESS | | | | | | | | | | | | | |
| 3. ROBBERY IN PROGRESS | | | | | | | | | | | | | |
| 4. ATTEMPT OTHER ARREST | | | | | | | | | | | | | |
| 5. CIVIL DISORDER | | | | | | | | | | | | | |
| 6. HANDLE/TRANSORT PRISONER | 3 | | | | 3 | | | | | | | 3 | 3 |
| 7. INVESTIGATE SUS PERSON/CIR | | | | | | | | | | | | | |
| 8. AMBUSH - NO WARNING | | | | | | | | | | | | | |
| 9. MENTALLY DERANGED | | | | | | | | | | | | | |
| 10. TRAFFIC PURSUIT/STOPS | 1 | | | | 1 | 1 | | | | | | | 1 |
| 11. ALL OTHER | | | | | | | | | | | | | |
| 12. TOTAL (1-11) | 7 | | | | 7 | 1 | | 3 | | | | 3 | 7 |
| 13. NUMBER WITH INJURY | | | | | | | | | | | | | |
| 14. NUMBER WITHOUT INJURY | 7 | | | | 7 | | | | | | | | |
| 15. TIME OF ASSAULTS | 12 AM | 2 AM | 4 AM | 6 AM | 8 AM | 10 AM | NOON | 2 PM | 4 PM | 6 PM | 8 PM | 10 PM | UNK |
| | | 4 | | | | | | | | | 3 | | |

THIS PAGE INTENTIONALLY LEFT BLANK

OFFENSES KNOWN TO LAW ENFORCEMENT

| CLASSIFICATION OF OFFENSES | OFFENSES REPORTED OR KNOWN | UNFOUNDED FALSE OR BASELESS | NUMBER OF ACTUAL OFFENSES | ** OFFENSES CLEARED ** BY ARREST OR EXCEPTION | |
|-------------------------------|----------------------------|-----------------------------|---------------------------|--|----------------|
| | | | | TOTAL | JUVENILES ONLY |
| CRIMINAL HOMICIDE | | | | | |
| MURDER/NONNEG MANSLAUGHTER | | | | | |
| MANSLAUGHTER BY NEGLIGENCE | | | | | |
| TOTAL | | | | | |
| FORCIBLE RAPE | | | | | |
| RAPE BY FORCE | | | | | |
| ATTEMPTED FORCIBLE RAPE | | | | | |
| TOTAL | | | | | |
| ROBBERY | | | | | |
| FIREARM | | | | | |
| KNIFE/CUTTING INSTRUMENT | | | | | |
| OTHER DANGEROUS WEAPON | | | | | |
| STRONG-ARM (HANDS, FISTS) | | | | | |
| TOTAL | | | | | |
| ASSAULT | | | | | |
| FIREARM | | | | | |
| KNIFE OR CUTTING INSTRUMENT | | | | | |
| OTHER DANGEROUS WEAPON | 2 | | 2 | 7 | |
| HANDS, FIST, FEET, AGGRAVATED | 1 | | 1 | 1 | |
| OTHER ASSAULTS - SIMPLE | 2 | | 2 | 7 | |
| TOTAL | 5 | | 5 | 15 | |
| BURGLARY | | | | | |
| FORCIBLE ENTRY | 5 | | 5 | | |
| UNLAWFUL ENTRY - NO FORCE | 3 | | 3 | | |
| ATTEMPTED FORCIBLE ENTRY | | | | | |
| TOTAL | 8 | | 8 | | |
| LARCENY-THEFT | | | | | |
| THEFT (EX MOTOR VEHICLE) | 17 | | 17 | 1 | |
| TOTAL | 17 | | 17 | 1 | |
| MOTOR VEHICLE THEFT | | | | | |
| AUTOS | 2 | | 2 | | |
| TRUCKS AND BUSES | | | | | |
| OTHER VEHICLES | | | | | |
| TOTAL | 2 | | 2 | | |
| GRAND TOTAL | 32 | | 32 | 16 | |

PROPERTY STOLEN BY CLASSIFICATION

| CLASSIFICATION OF OFFENSES | NUMBER ACTUAL OFFENSES | VALUE OF PROPERTY STOLEN |
|---|------------------------------|--------------------------|
| MURDER/NONNEG MANSLAUGHTER | | \$ - |
| FORCIBLE RAPE | | \$ - |
| ROBBERY | | |
| HIGHWAY (STREET, ALLEYS, ETC.) | | |
| COMMERCIAL HOUSE | | |
| GAS OR SERVICE STATION | | |
| CONVENIENCE STORE | | |
| RESIDENCE | | |
| BANK | | |
| MISCELLANEOUS | | |
| TOTAL ROBBERY | | \$ - |
| BURGLARY | | |
| RESIDENCE (DWELLING) | | |
| NIGHT (6PM-6AM) | 3 | \$ 300 |
| DAY (6AM-6PM) | 5 | \$ 7,398 |
| UNKNOWN | | |
| NON-RESIDENCE (STORE ETC.) | | |
| NIGHT (6PM-6AM) | | |
| DAY (6AM-6PM) | | |
| UNKNOWN | | |
| TOTAL BURGLARY | 8 | \$ 7,698 |
| LARCENY-THEFT | | |
| LARCENY BY VALUE (EX MOTOR VEHICLE) | | |
| \$200 AND OVER | 2 | \$ 2,450 |
| \$50 TO \$200 | 3 | \$ 362 |
| UNDER \$50 | 12 | \$ 11 |
| LARCENY BY TYPE | | |
| POCKET-PICKING | 1 | \$ 150 |
| PURSE-SNATCHING | | |
| SHOPLIFTING | | |
| FROM MOTOR VEHICLE | 1 | \$ 100 |
| MOTOR VEHICLE PARTS & ACCESSORIES | | |
| BICYCLES | | |
| FROM BUILDING(EX C&H) | 11 | \$ 461 |
| FROM COIN-OP MACHINES | | |
| ALL OTHER | 4 | \$ 2,112 |
| TOTAL LARCENY | 17 | 17 \$ 2,823 \$ 2,823 |
| MOTOR VEHICLE THEFT | | |
| MOTOR VEHICLE THEFT | 2 | |
| STOLEN & RECOVERED LOCALLY | | |
| STOLEN LOCALLY & RECOVERED OTHER JURIS. | | |
| TOTAL LOCALLY STOLEN MOTOR VEHICLES | | |
| STOLEN OTHER JURIS. & RECOVERED LOCAL | | |
| TOTAL | 2 | \$ - |
| GRAND TOTAL | 27 | \$ 10,521 |

PROPERTY STOLEN / RECOVERED BY TYPE

| TYPE OF PROPERTY | VALUE OF PROPERTY STOLEN | VALUE OF PROPERTY RECOVERED |
|------------------------------|--------------------------|-----------------------------|
| CURRENCY, NOTES, ETC. | \$ 450 | |
| JEWELRY & PRECIOUS METALS | | |
| CLOTHING AND FURS | | |
| LOCALLY STOLEN MOTOR VEHICLE | \$ 2,000 | |
| OFFICE EQUIPMENT | | |
| TV, RADIOS, CAMERAS, ETC. | \$ 2,501 | |
| FIREARMS | \$ 300 | |
| HOUSEHOLD GOODS | \$ 450 | |
| CONSUMABLE GOODS | | |
| LIVESTOCK | \$ 112 | |
| MISCELLANEOUS | \$ 4,708 | |
| GRAND TOTAL | \$ 10,521 | \$ - |

AGE, SEX, AND RACE OF PERSON ARRESTED
18 YEARS OF AGE AND OVER

| OFFENSE | UCR | SEX | AGE | | | | | | | | | | | | | RACE | | | | | |
|--------------------|-----|-----|----------|----------|----------|----------|----------|----------|----------|----------|----------|----------|----------|----------|----------|----------|-----------|-----------|----------|----------|-----|
| | | | 18 | 19 | 20 | 21 | 22 | 23 | 24 | 29 | 34 | 39 | 44 | 49 | 54 | 59 | 64 | 65+ | TOTAL | WHT | BLK |
| GAMBLING | 19 | M | | | | | | | | | | | | | | | | | | | |
| | | F | | | | | | | | | | | | | | | | | | | |
| BOOKMAKING | a | M | | | | | | | | | | | | | | | | | | | |
| | | F | | | | | | | | | | | | | | | | | | | |
| NUMBERS | b | M | | | | | | | | | | | | | | | | | | | |
| | | F | | | | | | | | | | | | | | | | | | | |
| OTHER GAMBLING | c | M | | | | | | | | | | | | | | | | | | | |
| | | F | | | | | | | | | | | | | | | | | | | |
| FAMILY/CHILD | 20 | M | | | | | | | | | | | | | | | | | | | |
| | | F | | | | | | | | | | | | | | | | | | | |
| DWI | 21 | M | | | | | | | | | | | | | | | 1 | 1 | 1 | | |
| | | F | | | | | | | | | | | | | | | 1 | 1 | 1 | | |
| LIQUOR LAWS | 22 | M | | | | | | | | | | | | | | | | | | | |
| | | F | | | | | | | | | | | | | | | | | | | |
| DRUNKENNESS | 23 | M | | | | | | | | | | | | | | | | | | | |
| | | F | | | | | | | | | | | | | | | | | | | |
| DISORDERLY CONDUCT | 24 | M | | | | | | | | | | | | | | | | | | | |
| | | F | | | | | | | | | | | | | | | | | | | |
| VAGRANCY | 25 | M | | | | | | | | | | | | | | | | | | | |
| | | F | | | | | | | | | | | | | | | | | | | |
| ALL OTHER | 26 | M | | | 1 | 1 | | | 1 | 1 | 1 | | | | | | | 5 | 5 | | |
| | | F | 2 | | | | 1 | 1 | | | | | 1 | | | | | 5 | 3 | 1 | 1 |
| SUSPICION | 27 | M | | | | | | | | | | | | | | | | | | | |
| | | F | | | | | | | | | | | | | | | | | | | |
| TOTAL BY SEX | | M | | | 1 | 1 | | | 1 | 1 | 1 | | | | | | 1 | 7 | 7 | | |
| | | F | 2 | | | | 1 | 1 | | | | 1 | 1 | 1 | | | | 7 | 5 | 1 | 1 |
| GRAND TOTAL | | | 2 | 1 | 1 | 1 | 1 | 1 | 1 | 1 | 2 | 1 | 2 | 1 | 1 | 1 | 14 | 12 | 1 | 1 | |

AGE, SEX, AND RACE OF PERSON ARRESTED
UNDER 18 YEARS OF AGE

| OFFENSE | UCR | SEX | AGE | | | | | | TOTAL UNDER 18 | RACE | | | |
|-------------------------|-----|-----|--------|-------|-------|----|----|----|----------------|------|-----|-----|-----|
| | | | UND 10 | 10-12 | 13-14 | 15 | 16 | 17 | | WHT | BLK | IND | ASN |
| DRUGS/POSSESSION | 185 | M | | | 1 | | | | 1 | 1 | | | |
| | | F | | | | | | | | | | | |
| NARCOTICS | e | M | | | | | | | | | | | |
| | | F | | | | | | | | | | | |
| MARIJUANA | f | M | | | 1 | | | | 1 | 1 | | | |
| | | F | | | | | | | | | | | |
| SYNTHETIC NARCOTICS | g | M | | | | | | | | | | | |
| | | F | | | | | | | | | | | |
| OTHER NON-NARCOTICS | h | M | | | | | | | | | | | |
| | | F | | | | | | | | | | | |
| GAMBLING | 19 | M | | | | | | | | | | | |
| | | F | | | | | | | | | | | |
| BOOKMAKING | a | M | | | | | | | | | | | |
| | | F | | | | | | | | | | | |
| NUMBERS | b | M | | | | | | | | | | | |
| | | F | | | | | | | | | | | |
| OTHER GAMBLING | c | M | | | | | | | | | | | |
| | | F | | | | | | | | | | | |
| FAMILY/CHILD | 20 | M | | | | | | | | | | | |
| | | F | | | | | | | | | | | |
| DRIVING INFLUENCE | 21 | M | | | | | | | | | | | |
| | | F | | | | | | | | | | | |
| LIQUOR LAWS | 22 | M | | | | | | | | | | | |
| | | F | | | | | | | | | | | |
| DRUNKENNESS | 23 | M | | | | | | | | | | | |
| | | F | | | | | | | | | | | |
| DISORDERLY CONDUCT | 24 | M | | | | | | | | | | | |
| | | F | | | | | | | | | | | |
| VAGRANCY | 25 | M | | | | | | | | | | | |
| | | F | | | | | | | | | | | |
| ALL OTHER | 26 | M | | | | | | | | | | | |
| | | F | | | | | | | | | | | |
| CURFEW | 28 | M | | | | | | | | | | | |
| | | F | | | | | | | | | | | |
| RUN-AWAYS | 29 | M | | | | | | | | | | | |
| | | F | | | | | | | | | | | |
| TOTAL BY SEX | | M | | | 1 | | | | 1 | 1 | | | |
| | | F | | | | | | | | | | | |
| GRAND TOTAL | | | | | 1 | | | | 1 | 1 | | | |

ARSON OFFENSES KNOWN TO LAW ENFORCEMENT

| 1 PROPERTY CLASSIFICATION | 2 Offenses Report/ Known (Include Unfounded and Attempts) | 3 Unfounded, I.e. False/Baseless Complaints | 4 Actual Offenses (Col. 2-Col. 3 (+ Attempts)) | 5 Total Cleared by Arrest or Except. Means (+Column 6) | 6 Number of Clearances Involving Only Persons Under 18 Yrs. of Age | 7 Normally Unused Structures | 8 Estd Value of Property Damage |
|--------------------------------|--|--|---|---|---|---------------------------------|------------------------------------|
| STRUCTURE | | | | | | | |
| A. SINGLE OCCUPANT RESIDENT | | | | | | | |
| B. OTHER RESIDENTIAL | | | | | | | |
| C. STORAGE | | | | | | | |
| D. INDUSTRIAL/MANUFACTURE | | | | | | | |
| E. OTHER COMMERCIAL | | | | | | | |
| F. COMMUNITY/PUBLIC | | | | | | | |
| G. ALL OTHER STRUCTURES | | | | | | | |
| TOTAL | | | | | | | \$ - |
| MOBILE | | | | | | | |
| H. MOTOR VEHICLES | | | | | | | |
| I. OTHER MOBILE PROPERTY | | | | | | | |
| TOTAL | | | | | | | \$ - |
| OTHER | | | | | | | |
| J. CROPS, TIMBER, FENCES, ETC. | | | | | | | |
| TOTAL | | | | | | | \$ - |
| GRAND TOTAL | | | | | | | \$ - |

LAW ENFORCEMENT OFFICERS KILLED OR ASSAULTED

| TYPE OF ACTIVITY | TOTAL ASSAULTS BY WEAPON | TYPE OF WEAPON | | | | | TYPE OF ASSIGNMENT | | | | | | POLICE ASSAULT CLEARED |
|-------------------------------|--------------------------|----------------|-----------------------|---------------------|------------------|-------------|--------------------|--------|----------------|--------|-------|--------|------------------------|
| | | FIRE ARM | KNIFE OTHER CUT INSTR | OTHER DANGER WEAPON | HANDS FISTS FEET | TWO MAN VEH | ONE MAN VEHICLE | | SPECIAL ASSIGN | | OTHER | | |
| | | | | | | | ALONE | ASSIST | ALONE | ASSIST | ALONE | ASSIST | |
| A | B | C | D | E | F | G | H | I | J | K | L | M | |
| 1. RESPOND DISTURBANCE CALL | | | | | | | | | | | | | |
| 2. BURGLARY IN PROGRESS | | | | | | | | | | | | | |
| 3. ROBBERY IN PROGRESS | | | | | | | | | | | | | |
| 4. ATTEMPT OTHER ARREST | | | | | | | | | | | | | |
| 5. CIVIL DISORDER | | | | | | | | | | | | | |
| 6. HANDLE/TRANSORT PRISONER | | | | | | | | | | | | | |
| 7. INVESTIGATE SUS PERSON/CIR | | | | | | | | | | | | | |
| 8. AMBUSH - NO WARNING | | | | | | | | | | | | | |
| 9. MENTALLY DERANGED | | | | | | | | | | | | | |
| 10. TRAFFIC PURSUIT/STOPS | | | | | | | | | | | | | |
| 11. ALL OTHER | | | | | | | | | | | | | |
| 12. TOTAL (1-11) | | | | | | | | | | | | | |
| 13. NUMBER WITH INJURY | | | | | | | | | | | | | |
| 14. NUMBER WITHOUT INJURY | | | | | | | | | | | | | |
| 15. TIME OF ASSAULTS | 12 AM | 2 AM | 4 AM | 6 AM | 8 AM | 10 AM | NOON | 2 PM | 4 PM | 6 PM | 8 PM | 10 PM | UNK |

THIS PAGE INTENTIONALLY LEFT BLANK

OFFENSES KNOWN TO LAW ENFORCEMENT

| CLASSIFICATION OF OFFENSES | OFFENSES REPORTED OR KNOWN | UNFOUNDED FALSE OR BASELESS | NUMBER OF ACTUAL OFFENSES | ** OFFENSES CLEARED ** BY ARREST OR EXCEPTION | |
|-------------------------------|----------------------------|-----------------------------|---------------------------|---|----------------|
| | | | | TOTAL | JUVENILES ONLY |
| CRIMINAL HOMICIDE | | | | | |
| MURDER/NONNEG MANSLAUGHTER | | | | | |
| MANSLAUGHTER BY NEGLIGENCE | 1 | | 1 | | |
| TOTAL | 1 | | 1 | | |
| FORCIBLE RAPE | | | | | |
| RAPE BY FORCE | 30 | 6 | 24 | 13 | |
| ATTEMPTED FORCIBLE RAPE | 4 | 1 | 3 | 3 | |
| TOTAL | 34 | 7 | 27 | 16 | |
| ROBBERY | | | | | |
| FIREARM | 2 | | 2 | 1 | |
| KNIFE/CUTTING INSTRUMENT | 2 | | 2 | 2 | |
| OTHER DANGEROUS WEAPON | 1 | | 1 | | |
| STRONG-ARM (HANDS, FISTS) | 4 | | 4 | 3 | 1 |
| TOTAL | 9 | | 9 | 6 | 1 |
| ASSAULT | | | | | |
| FIREARM | 11 | | 11 | 8 | |
| KNIFE OR CUTTING INSTRUMENT | 27 | 5 | 22 | 23 | 2 |
| OTHER DANGEROUS WEAPON | 28 | | 28 | 24 | 5 |
| HANDS, FIST, FEET, AGGRAVATED | 27 | 2 | 25 | 23 | 2 |
| OTHER ASSAULTS - SIMPLE | 603 | 31 | 572 | 529 | 47 |
| TOTAL | 696 | 38 | 658 | 607 | 56 |
| BURGLARY | | | | | |
| FORCIBLE ENTRY | 43 | | 43 | 11 | 1 |
| UNLAWFUL ENTRY - NO FORCE | 95 | 4 | 91 | 19 | 6 |
| ATTEMPTED FORCIBLE ENTRY | 7 | | 7 | | |
| TOTAL | 145 | 4 | 141 | 30 | 7 |
| LARCENY-THEFT | | | | | |
| THEFT (EX MOTOR VEHICLE) | 1,007 | 33 | 974 | 206 | 63 |
| TOTAL | 1,007 | 33 | 974 | 206 | 63 |
| MOTOR VEHICLE THEFT | | | | | |
| AUTOS | 25 | 3 | 22 | 10 | 2 |
| TRUCKS AND BUSES | 24 | 3 | 21 | 8 | 5 |
| OTHER VEHICLES | 3 | | 3 | 1 | |
| TOTAL | 52 | 6 | 46 | 19 | 7 |
| GRAND TOTAL | 1,944 | 88 | 1,856 | 884 | 134 |

PROPERTY STOLEN BY CLASSIFICATION

| CLASSIFICATION OF OFFENSES | NUMBER ACTUAL OFFENSES | VALUE OF PROPERTY STOLEN |
|---|------------------------------|---------------------------|
| MURDER/NONNEG MANSLAUGHTER | 1 | \$ - |
| FORCIBLE RAPE | 27 | \$ - |
| ROBBERY | | |
| HIGHWAY (STREET, ALLEYS, ETC.) | 6 | \$ 1,230 |
| COMMERCIAL HOUSE | | |
| GAS OR SERVICE STATION | 1 | \$ 1,290 |
| CONVENIENCE STORE | | |
| RESIDENCE | 2 | \$ 60 |
| BANK | | |
| MISCELLANEOUS | | |
| TOTAL ROBBERY | 9 | \$ 2,580 |
| BURGLARY | | |
| RESIDENCE (DWELLING) | | |
| NIGHT (6PM-6AM) | 31 | \$ 36,496 |
| DAY (6AM-6PM) | 45 | \$ 39,681 |
| UNKNOWN | 14 | \$ 52,927 |
| NON-RESIDENCE (STORE ETC.) | | |
| NIGHT (6PM-6AM) | 38 | \$ 31,678 |
| DAY (6AM-6PM) | 4 | \$ 920 |
| UNKNOWN | 9 | \$ 26,227 |
| TOTAL BURGLARY | 141 | \$ 187,929 |
| LARCENY-THEFT | | |
| LARCENY BY VALUE (EX MOTOR VEHICLE) | | |
| \$200 AND OVER | 455 | \$ 442,457 |
| \$50 TO \$200 | 220 | \$ 23,009 |
| UNDER \$50 | 299 | \$ 3,455 |
| LARCENY BY TYPE | | |
| POCKET-PICKING | | |
| PURSE-SNATCHING | | |
| SHOPLIFTING | 123 | \$ 11,524 |
| FROM MOTOR VEHICLE | 263 | \$ 93,190 |
| MOTOR VEHICLE PARTS & ACCESSORIES | 26 | \$ 22,949 |
| BICYCLES | 64 | \$ 25,570 |
| FROM BUILDING(EX C&H) | 78 | \$ 49,521 |
| FROM COIN-OP MACHINES | 2 | \$ 360 |
| ALL OTHER | 418 | \$ 265,807 |
| TOTAL LARCENY | 974 | 974 \$ 468,921 \$ 468,921 |
| MOTOR VEHICLE THEFT | | |
| MOTOR VEHICLE THEFT | 46 | \$ 193,774 |
| STOLEN & RECOVERED LOCALLY | 44 | |
| STOLEN LOCALLY & RECOVERED OTHER JURIS. | | |
| TOTAL LOCALLY STOLEN MOTOR VEHICLES | 44 | |
| STOLEN OTHER JURIS. & RECOVERED LOCAL | | |
| TOTAL | 46 | \$ 193,774 |
| GRAND TOTAL | 1,198 | \$ 853,204 |

PROPERTY STOLEN / RECOVERED BY TYPE

| TYPE OF PROPERTY | VALUE OF PROPERTY STOLEN | VALUE OF PROPERTY RECOVERED |
|------------------------------|--------------------------|-----------------------------|
| CURRENCY, NOTES, ETC. | \$ 117,283 | \$ 5,669 |
| JEWELRY & PRECIOUS METALS | \$ 90,050 | \$ 4,530 |
| CLOTHING AND FURS | \$ 24,544 | \$ 3,327 |
| LOCALLY STOLEN MOTOR VEHICLE | \$ 192,049 | \$ 132,250 |
| OFFICE EQUIPMENT | \$ 90,259 | \$ 19,703 |
| TV, RADIOS, CAMERAS, ETC. | \$ 129,531 | \$ 16,703 |
| FIREARMS | \$ 12,484 | \$ 4,865 |
| HOUSEHOLD GOODS | \$ 13,840 | \$ 693 |
| CONSUMABLE GOODS | \$ 30,478 | \$ 2,375 |
| LIVESTOCK | | |
| MISCELLANEOUS | \$ 152,686 | \$ 33,550 |
| GRAND TOTAL | \$ 853,204 | \$ 223,665 |

AGE, SEX, AND RACE OF PERSON ARRESTED
18 YEARS OF AGE AND OVER

| OFFENSE | UCR | SEX | AGE | | | | | | | | | | | | | | TOTAL | RACE | | | | | | | | | | | | | | |
|-----------------------|-----|-----|-----|----|----|----|----|----|----|----|----|----|----|----|----|----|-------|------|-----|-----|-----|-----|-----|--|--|--|--|-----|----|---|----|----|
| | | | 18 | 19 | 20 | 21 | 22 | 23 | 24 | 25 | 30 | 35 | 40 | 45 | 50 | 55 | | 60 | 65+ | WHT | BLK | IND | ASN | | | | | | | | | |
| | | | X | | | | | | | | | | | | | | | | | | | | | | | | | | | | | |
| MURDER | 01a | M | | | | | | | | | | | | | | | | | | | | | | | | | | | | | | |
| | | F | | | | | | | | | | | | | | | | | | | | | | | | | | | | | | |
| MANSLAUGHTER/NEG | 01b | M | | | | | | | | | | | | | | | | | | | | | | | | | | | | | | |
| | | F | | | | | | | | | | | | | | | | | | | | | | | | | | | | | | |
| FORCIBLE RAPE | 02 | M | | | | | | | | | | | | | | | | | | | | | | | | | | | | | | |
| | | F | | | | | | | | | | | | | | | | | | | | | | | | | | | | | | |
| ROBBERY | 03 | M | 1 | 1 | | | | | | 1 | | | | | 1 | | | | | | | | | | | | | 4 | 1 | 1 | | 2 |
| | | F | | | | | | | | | | | | | | | | | | | | | | | | | | | | | | |
| AGGRAVATED ASSAULT | 04 | M | | | 1 | | | | 1 | 2 | 3 | 4 | 4 | 5 | 3 | | 1 | | | | | | | | | | | 24 | 16 | 1 | | 7 |
| | | F | | | | | | | 1 | 2 | | | | 1 | 1 | | | | | | | | | | | | | 5 | 3 | | | 2 |
| BURGLARY | 05 | M | 2 | | | 1 | | 1 | | 1 | | 1 | | | | | | | | | | | | | | | | 6 | 3 | | | 3 |
| | | F | | | | | | | | | | | | | | | | | | | | | | | | | | | | | | |
| LARCENY | 06 | M | 7 | 6 | 3 | 1 | 1 | 1 | 1 | 4 | 1 | 2 | 2 | 3 | | 3 | | | | | | | | | | | | 35 | 19 | | 15 | 1 |
| | | F | 1 | 1 | | 1 | | 1 | 5 | 1 | 6 | 1 | 1 | 4 | 1 | 1 | | | | | | | | | | | | 24 | 13 | | | 11 |
| MOTOR VEHICLE THEFT | 07 | M | 1 | | | 1 | | | 1 | 1 | | | | | | | | | | | | | | | | | | 4 | 3 | | | 1 |
| | | F | | | | | | | | | | | | | | | | | | | | | | | | | | | | | | |
| OTHER ASSAULTS | 08 | M | 3 | 1 | 4 | 10 | 4 | 9 | 5 | 31 | 17 | 20 | 12 | 21 | 9 | 3 | 2 | 1 | | | | | | | | | | 152 | 78 | 7 | 65 | 2 |
| | | F | 2 | 1 | 2 | 2 | 2 | 2 | 2 | 17 | 10 | 7 | 4 | 4 | 5 | 3 | 2 | | | | | | | | | | | 63 | 16 | 4 | 41 | 2 |
| ARSON | 09 | M | | | | | | | | | | | | | 1 | | | | | | | | | | | | | 1 | 1 | | | |
| | | F | | | | | | | | | | | | | | | | | | | | | | | | | | | | | | |
| FORGERY | 10 | M | | | | | | | | | | | | | | | | | | | | | | | | | | | | | | |
| | | F | | | | | | | | | 1 | | | | | | | | | | | | | | | | | 1 | 1 | | | |
| FRAUD | 11 | M | | | | | | | | | | | | | | | | | | | | | | | | | | | | | | |
| | | F | | | | | | | | | | | | | | | | | | | | | | | | | | | | | | |
| EMBEZZLEMENT | 12 | M | | | | | | | | | 2 | | | | 1 | | | | | | | | | | | | | 3 | 2 | | | 1 |
| | | F | | | | | | | | | | | | | | | | | | | | | | | | | | | | | | |
| STOLEN PROP | 13 | M | | | | | | | | | | | | | | | | | | | | | | | | | | | | | | |
| | | F | | | | | | | | | | | | | | | | | | | | | | | | | | | | | | |
| VANDALISM | 14 | M | 2 | 3 | | 2 | | 1 | | 5 | 3 | 3 | 3 | 4 | 2 | | | | | | | | | | | | | 28 | 15 | | 12 | 1 |
| | | F | | | | | | | | 1 | 1 | 1 | | | | | | | | | | | | | | | | 3 | 2 | | | 1 |
| WEAPONS | 15 | M | | 1 | | | 1 | | | | | | | | 1 | | | | | | | | | | | | | 3 | 3 | | | |
| | | F | | | | | | | | | | | | | | | | | | | | | | | | | | | | | | |
| PROSTITUTION | 16 | M | | | | | | | | | | | | | | | | | | | | | | | | | | | | | | |
| | | F | | | | | | | | | | | | | | | | | | | | | | | | | | | | | | |
| SEX OFFENSE | 17 | M | | | | | | | | | | | | | 2 | | | | | | | | | | | | | 2 | | | | 2 |
| | | F | | | | | | | | | | | | | 1 | 1 | | | | | | | | | | | | 2 | 2 | | | |
| DRUG/SALE/MANUFACTURE | 180 | M | | | 2 | | | | | 1 | | 1 | | | | | | | | | | | | | | | | 4 | 2 | | 1 | 1 |
| | | F | | | | | | | | | | | | | | | | | | | | | | | | | | | | | | |
| NARCOTICS | a | M | | | 1 | | | | | 1 | | 1 | | | | | | | | | | | | | | | | 3 | 2 | | | 1 |
| | | F | | | | | | | | | | | | | | | | | | | | | | | | | | | | | | |
| MARIJUANA | b | M | | | 1 | | | | | | | | | | | | | | | | | | | | | | | 1 | | | | 1 |
| | | F | | | | | | | | | | | | | | | | | | | | | | | | | | | | | | |
| SYNTHETIC NARCOTICS | c | M | | | | | | | | | | | | | | | | | | | | | | | | | | | | | | |
| | | F | | | | | | | | | | | | | | | | | | | | | | | | | | | | | | |
| OTHER NON-NARCOTICS | d | M | | | | | | | | | | | | | | | | | | | | | | | | | | | | | | |
| | | F | | | | | | | | | | | | | | | | | | | | | | | | | | | | | | |
| DRUG/POSSESSION | 185 | M | 1 | 3 | 1 | | | | | 3 | 2 | 1 | 1 | 1 | 1 | | | | | | | | | | | | | 14 | 9 | | | 5 |
| | | F | 1 | | | | 1 | | | | | | | | | | | | | | | | | | | | | 2 | | | | 2 |
| NARCOTICS | e | M | | | | | | | | | | | 1 | 1 | | 1 | | | | | | | | | | | | 3 | 3 | | | |
| | | F | | | | | | | | | | | | | | | | | | | | | | | | | | | | | | |
| MARIJUANA | f | M | 1 | 3 | 1 | | | | | 3 | 2 | | | | 1 | | | | | | | | | | | | | 11 | 6 | | | 5 |
| | | F | 1 | | | | | 1 | | | | | | | | | | | | | | | | | | | | 2 | | | | 2 |
| SYNTHETIC NARCOTICS | g | M | | | | | | | | | | | | | | | | | | | | | | | | | | | | | | |
| | | F | | | | | | | | | | | | | | | | | | | | | | | | | | | | | | |
| OTHER NON-NARCOTICS | h | M | | | | | | | | | | | | | | | | | | | | | | | | | | | | | | |
| | | F | | | | | | | | | | | | | | | | | | | | | | | | | | | | | | |

AGE, SEX, AND RACE OF PERSON ARRESTED
UNDER 18 YEARS OF AGE

| OFFENSE | UCR | SEX | AGE | | | | | TOTAL UNDER 18 | RACE | | | | |
|-------------------------|-----|-----|--------|----------|------------|------------|------------|----------------|------------|------------|----------|------------|-----------|
| | | | UND 10 | 10-12 | 13-14 | 15 | 16 | | 17 | WHT | BLK | IND | ASN |
| | | | | | | | | | | | | | |
| DRUGS/POSSESSION | 185 | M | | | 2 | 3 | 4 | | 9 | | 8 | | 2 |
| | | F | | | | 1 | | | 1 | | | | |
| NARCOTICS | e | M | | | | | 1 | | 1 | | 1 | | |
| | | F | | | | | | | | | | | |
| MARIJUANA | f | M | | | 2 | 3 | 3 | | 8 | | 7 | | 2 |
| | | F | | | | 1 | | | 1 | | | | |
| SYNTHETIC NARCOTICS | g | M | | | | | | | | | | | |
| | | F | | | | | | | | | | | |
| OTHER NON-NARCOTICS | h | M | | | | | | | | | | | |
| | | F | | | | | | | | | | | |
| GAMBLING | 19 | M | | | | | | | | | | | |
| | | F | | | | | | | | | | | |
| BOOKMAKING | a | M | | | | | | | | | | | |
| | | F | | | | | | | | | | | |
| NUMBERS | b | M | | | | | | | | | | | |
| | | F | | | | | | | | | | | |
| OTHER GAMBLING | c | M | | | | | | | | | | | |
| | | F | | | | | | | | | | | |
| FAMILY/CHILD | 20 | M | | | | | | | | | | | |
| | | F | | | | | | | | | | | |
| DRIVING INFLUENCE | 21 | M | | | | | | 2 | 2 | | 2 | | |
| | | F | | | | | | | | | | | |
| LIQUOR LAWS | 22 | M | | 1 | 2 | 9 | 12 | 15 | 39 | 48 | 1 | 39 | 2 |
| | | F | | | 9 | 10 | 11 | 21 | 51 | | | | |
| DRUNKENNESS | 23 | M | | | | | | | | | | | |
| | | F | | | | | | | | | | | |
| DISORDERLY CONDUCT | 24 | M | | | | | | | | | | | |
| | | F | | | | | | | | | | | |
| VAGRANCY | 25 | M | | | | | | | | | | | |
| | | F | | | | | | | | | | | |
| ALL OTHER | 26 | M | | | | 2 | 3 | 1 | 6 | 6 | | 1 | |
| | | F | | | | | 1 | | 1 | | | | |
| CURFEW | 28 | M | | | | | | | | | | | |
| | | F | | | | | | | | | | | |
| RUN-AWAYS | 29 | M | | 1 | 32 | 63 | 44 | 45 | 185 | 134 | 5 | 191 | 6 |
| | | F | | 6 | 44 | 42 | 34 | 25 | 151 | | | | |
| TOTAL BY SEX | | M | | 2 | 41 | 85 | 69 | 68 | 265 | 214 | 6 | 249 | 13 |
| | | F | | 6 | 59 | 54 | 47 | 51 | 217 | | | | |
| GRAND TOTAL | | | | 8 | 100 | 139 | 116 | 119 | 482 | 214 | 6 | 249 | 13 |

ARSON OFFENSES KNOWN TO LAW ENFORCEMENT

| 1 PROPERTY CLASSIFICATION | 2 Offenses Report/ Known (Include Unfounded and Attempts) | 3 Unfounded, I.e. False/Baseless Complaints | 4 Actual Offenses (Col. 2-Col. 3 (+ Attempts)) | 5 Total Cleared by Arrest or Except. Means (+Column 6) | 6 Number of Clearances Involving Only Persons Under 18 Yrs. of Age | 7 Normally Unused Structures | 8 Estd Value of Property Damage |
|--------------------------------|--|--|---|---|---|---------------------------------|------------------------------------|
| STRUCTURE | | | | | | | |
| A. SINGLE OCCUPANT RESIDENT | 1 | | 1 | 1 | | | |
| B. OTHER RESIDENTIAL | | | | | | | |
| C. STORAGE | 1 | | 1 | 1 | | | \$ 2,082 |
| D. INDUSTRIAL/MANUFACTURE | 1 | | 1 | | | | \$ 600 |
| E. OTHER COMMERCIAL | 1 | | 1 | 1 | 1 | | \$ 2,000,000 |
| F. COMMUNITY/PUBLIC | | | | | | | |
| G. ALL OTHER STRUCTURES | | | | | | | |
| TOTAL | 4 | | 4 | 3 | 1 | | \$ 2,002,682 |
| MOBILE | | | | | | | |
| H. MOTOR VEHICLES | 1 | | 1 | | | | \$ 500 |
| I. OTHER MOBILE PROPERTY | | | | | | | |
| TOTAL | 1 | | 1 | | | | \$ 500 |
| OTHER | | | | | | | |
| J. CROPS, TIMBER, FENCES, ETC. | | | | | | | |
| TOTAL | | | | | | | \$ - |
| GRAND TOTAL | 5 | | 5 | 3 | 1 | | \$ 2,003,182 |

LAW ENFORCEMENT OFFICERS KILLED OR ASSAULTED

| TYPE OF ACTIVITY | TOTAL ASSAULTS BY WEAPON | TYPE OF WEAPON | | | | | TYPE OF ASSIGNMENT | | | | | | POLICE ASSAULT CLEARED |
|-------------------------------|--------------------------|----------------|-----------------------|---------------------|------------------|-------------|--------------------|----------|----------------|--------|-------|--------|------------------------|
| | | FIRE ARM | KNIFE OTHER CUT INSTR | OTHER DANGER WEAPON | HANDS FISTS FEET | TWO MAN VEH | ONE MAN VEHICLE | | SPECIAL ASSIGN | | OTHER | | |
| | | | | | | | ALONE | ASSIST | ALONE | ASSIST | ALONE | ASSIST | |
| A | B | C | D | E | F | G | H | I | J | K | L | M | |
| 1. RESPOND DISTURBANCE CALL | | | | | | | | | | | | | |
| 2. BURGLARY IN PROGRESS | | | | | | | | | | | | | |
| 3. ROBBERY IN PROGRESS | | | | | | | | | | | | | |
| 4. ATTEMPT OTHER ARREST | 12 | | | 1 | 11 | | 5 | 7 | | | | | 12 |
| 5. CIVIL DISORDER | | | | | | | | | | | | | |
| 6. HANDLE/TRANSPORT PRISONER | 2 | | | | 2 | | 1 | 1 | | | | | 2 |
| 7. INVESTIGATE SUS PERSON/CIR | | | | | | | | | | | | | |
| 8. AMBUSH - NO WARNING | | | | | | | | | | | | | |
| 9. MENTALLY DERANGED | | | | | | | | | | | | | |
| 10. TRAFFIC PURSUIT/STOPS | | | | | | | | | | | | | |
| 11. ALL OTHER | | | | | | | | | | | | | |
| 12. TOTAL (1-11) | 14 | | | 1 | 13 | | 6 | 8 | | | | | 14 |
| 13. NUMBER WITH INJURY | 8 | | | | 8 | | | | | | | | |
| 14. NUMBER WITHOUT INJURY | 6 | | | 1 | 5 | | | | | | | | |
| 15. TIME OF ASSAULTS | 12 AM | 2 AM | 4 AM | 6 AM | 8 AM | 10 AM | NOON | 2 PM | 4 PM | 6 PM | 8 PM | 10 PM | UNK |
| | 2 | 3 | | | | 1 | | 2 | 1 | 2 | 1 | 2 | |

THIS PAGE INTENTIONALLY LEFT BLANK

OFFENSES KNOWN TO LAW ENFORCEMENT

| CLASSIFICATION OF OFFENSES | OFFENSES REPORTED OR KNOWN | UNFOUNDED FALSE OR BASELESS | NUMBER OF ACTUAL OFFENSES | ** OFFENSES CLEARED ** BY ARREST OR EXCEPTION | |
|-------------------------------|----------------------------|-----------------------------|---------------------------|--|----------------|
| | | | | TOTAL | JUVENILES ONLY |
| CRIMINAL HOMICIDE | | | | | |
| MURDER/NONNEG MANSLAUGHTER | | | | 1 | |
| MANSLAUGHTER BY NEGLIGENCE | | | | | |
| TOTAL | | | | 1 | |
| FORCIBLE RAPE | | | | | |
| RAPE BY FORCE | 2 | | 2 | 1 | |
| ATTEMPTED FORCIBLE RAPE | | | | | |
| TOTAL | 2 | | 2 | 1 | |
| ROBBERY | | | | | |
| FIREARM | | | | | |
| KNIFE/CUTTING INSTRUMENT | | | | | |
| OTHER DANGEROUS WEAPON | 1 | | 1 | | |
| STRONG-ARM (HANDS, FISTS) | 1 | | 1 | | |
| TOTAL | 2 | | 2 | | |
| ASSAULT | | | | | |
| FIREARM | 5 | | 5 | 6 | |
| KNIFE OR CUTTING INSTRUMENT | 3 | 1 | 2 | 3 | 1 |
| OTHER DANGEROUS WEAPON | 10 | | 10 | 8 | |
| HANDS, FIST, FEET, AGGRAVATED | 29 | | 29 | 19 | 1 |
| OTHER ASSAULTS - SIMPLE | 111 | 5 | 106 | 87 | 7 |
| TOTAL | 158 | 6 | 152 | 123 | 9 |
| BURGLARY | | | | | |
| FORCIBLE ENTRY | 18 | | 18 | 4 | 3 |
| UNLAWFUL ENTRY - NO FORCE | 19 | 1 | 18 | 8 | 1 |
| ATTEMPTED FORCIBLE ENTRY | 6 | | 6 | 1 | |
| TOTAL | 43 | 1 | 42 | 13 | 4 |
| LARCENY-THEFT | | | | | |
| THEFT (EX MOTOR VEHICLE) | 264 | 8 | 256 | 81 | 16 |
| TOTAL | 264 | 8 | 256 | 81 | 16 |
| MOTOR VEHICLE THEFT | | | | | |
| AUTOS | 14 | | 14 | 5 | |
| TRUCKS AND BUSES | | | | | |
| OTHER VEHICLES | 1 | | 1 | | |
| TOTAL | 15 | | 15 | 5 | |
| GRAND TOTAL | 484 | 15 | 469 | 224 | 29 |

PROPERTY STOLEN BY CLASSIFICATION

| CLASSIFICATION OF OFFENSES | NUMBER ACTUAL OFFENSES | VALUE OF PROPERTY STOLEN |
|---|------------------------------|--------------------------|
| MURDER/NONNEG MANSLAUGHTER | | \$ - |
| FORCIBLE RAPE | 2 | \$ - |
| ROBBERY | | |
| HIGHWAY (STREET, ALLEYS, ETC.) | | |
| COMMERCIAL HOUSE | | |
| GAS OR SERVICE STATION | | |
| CONVENIENCE STORE | | |
| RESIDENCE | 2 | |
| BANK | | |
| MISCELLANEOUS | | |
| TOTAL ROBBERY | 2 | \$ - |
| BURGLARY | | |
| RESIDENCE (DWELLING) | | |
| NIGHT (6PM-6AM) | 20 | \$ 25,690 |
| DAY (6AM-6PM) | | |
| UNKNOWN | 1 | \$ 1,320 |
| NON-RESIDENCE (STORE ETC.) | | |
| NIGHT (6PM-6AM) | 18 | \$ 8,720 |
| DAY (6AM-6PM) | 1 | \$ 500 |
| UNKNOWN | 2 | |
| TOTAL BURGLARY | 42 | \$ 36,230 |
| LARCENY-THEFT | | |
| LARCENY BY VALUE (EX MOTOR VEHICLE) | | |
| \$200 AND OVER | 54 | \$ 46,237 |
| \$50 TO \$200 | 45 | \$ 4,384 |
| UNDER \$50 | 157 | \$ 972 |
| LARCENY BY TYPE | | |
| POCKET-PICKING | 2 | \$ 50 |
| PURSE-SNATCHING | 3 | \$ 314 |
| SHOPLIFTING | 55 | \$ 1,519 |
| FROM MOTOR VEHICLE | 36 | \$ 11,204 |
| MOTOR VEHICLE PARTS & ACCESSORIES | 6 | \$ 1,305 |
| BICYCLES | 16 | \$ 1,469 |
| FROM BUILDING(EX C&H) | 42 | \$ 13,148 |
| FROM COIN-OP MACHINES | 1 | |
| ALL OTHER | 95 | \$ 22,584 |
| TOTAL LARCENY | 256 | 256 \$ 51,593 \$ 51,593 |
| MOTOR VEHICLE THEFT | | |
| MOTOR VEHICLE THEFT | 15 | \$ 96,500 |
| STOLEN & RECOVERED LOCALLY | 8 | |
| STOLEN LOCALLY & RECOVERED OTHER JURIS. | 1 | |
| TOTAL LOCALLY STOLEN MOTOR VEHICLES | 9 | |
| STOLEN OTHER JURIS. & RECOVERED LOCAL | 2 | |
| TOTAL | 15 | \$ 96,500 |
| GRAND TOTAL | 317 | \$ 184,323 |

PROPERTY STOLEN / RECOVERED BY TYPE

| TYPE OF PROPERTY | VALUE OF PROPERTY STOLEN | VALUE OF PROPERTY RECOVERED |
|------------------------------|--------------------------|-----------------------------|
| CURRENCY, NOTES, ETC. | \$ 5,356 | \$ 652 |
| JEWELRY & PRECIOUS METALS | \$ 8,377 | |
| CLOTHING AND FURS | \$ 3,205 | \$ 280 |
| LOCALLY STOLEN MOTOR VEHICLE | \$ 100,000 | \$ 85,000 |
| OFFICE EQUIPMENT | \$ 3,620 | \$ 500 |
| TV, RADIOS, CAMERAS, ETC. | \$ 2,997 | \$ 75 |
| FIREARMS | \$ 3,250 | \$ 1,800 |
| HOUSEHOLD GOODS | \$ 720 | \$ 500 |
| CONSUMABLE GOODS | \$ 1,711 | \$ 512 |
| LIVESTOCK | | |
| MISCELLANEOUS | \$ 55,087 | \$ 9,294 |
| GRAND TOTAL | \$ 184,323 | \$ 98,613 |

AGE, SEX, AND RACE OF PERSON ARRESTED
18 YEARS OF AGE AND OVER

| OFFENSE | UCR | S E X | AGE | | | | | | | | | | | | | TOTAL | RACE | | | | | | | | | |
|------------------------------|-----|-------------|-----|----|----|----|----|----|----|----|----|----|----|----|----|-------|------|----|-----|-----|-----|-----|-----|---|----|---|
| | | | 18 | 19 | 20 | 21 | 22 | 23 | 24 | 25 | 30 | 35 | 40 | 45 | 50 | | 55 | 60 | 65+ | WHT | BLK | IND | ASN | | | |
| | | | X | | | | | | | | | | | | | | | | | | | | | | | |
| MURDER | 01a | M | | | | | 1 | | | | | | | | | | | | | | 1 | 1 | | | | |
| | | F | | | | | | | | | | | | | | | | | | | | | | | | |
| MANSLAUGHTER/NEG | 01b | M | | | | | | | | | | | | | | | | | | | | | | | | |
| | | F | | | | | | | | | | | | | | | | | | | | | | | | |
| FORCIBLE RAPE | 02 | M | | | | | | | | | | | | | | | | | | | | | | | | |
| | | F | | | | | | | | | | | | | | | | | | | | | | | | |
| ROBBERY | 03 | M | | | | | | | | | | | | | | | | | | | | | | | | |
| | | F | | | | | | | | | | | | | | | | | | | | | | | | |
| AGGRAVATED ASSAULT | 04 | M | | | 1 | | | 1 | | | 6 | 6 | 4 | 2 | | | 1 | | | | | 21 | 29 | 1 | 7 | |
| | | F | 1 | | | 2 | | | | 3 | 4 | 2 | | | 1 | 2 | 1 | | | | | 16 | | | | |
| BURGLARY | 05 | M | 1 | 1 | 1 | | 1 | | 1 | | 2 | | | | | | 1 | | | | | 8 | 8 | | 1 | |
| | | F | | | | | | | | 1 | | | | | | | | | | | | 1 | | | | |
| LARCENY | 06 | M | 5 | 1 | 2 | 3 | 4 | | 1 | 3 | 4 | 4 | | 1 | 3 | | 1 | 1 | | | | 33 | 56 | | 6 | 1 |
| | | F | 2 | 2 | 3 | 3 | 2 | 1 | | 1 | 3 | 6 | 2 | 1 | 1 | 2 | 1 | | | | | 30 | | | | |
| MOTOR VEHICLE THEFT | 07 | M | | | | | 1 | | | | | 1 | | | | 1 | | | | | | 3 | 4 | | | |
| | | F | | | 1 | | | | | | | | | | | | | | | | | 1 | | | | |
| OTHER ASSAULTS | 08 | M | 2 | 2 | 1 | 1 | 3 | 2 | | 9 | 8 | 6 | 2 | 5 | 3 | 1 | 1 | 1 | | | | 47 | 48 | 1 | 12 | 1 |
| | | F | 1 | | 1 | 2 | | 1 | | 1 | 1 | 1 | 3 | 3 | | | 1 | | | | | 15 | | | | |
| ARSON | 09 | M | | | | | | | | | | | | | | | | | | | | | | | | |
| | | F | | | | | | | | | | | | | | | | | | | | | | | | |
| FORGERY | 10 | M | | | | | | | | | 1 | | | | | | | | | | | 1 | 2 | | | |
| | | F | | | | | | | | | | | | | | | | | | | | 1 | | | | |
| FRAUD | 11 | M | | | | | | | | | 1 | | | | | | | | | | | 1 | 1 | | | |
| | | F | | | | | | | | | | | | | | | | | | | | | | | | |
| EMBEZZLEMENT | 12 | M | | | | | | | | | | | | | | | | | | | | | | | | |
| | | F | | | | | | | | | | | | | | | | | | | | | | | | |
| STOLEN PROP | 13 | M | | | | | | | | | | | | | | | | | | | | | | | | |
| | | F | | | | | | | | | | | | | | | | | | | | | | | | |
| VANDALISM | 14 | M | | | | | | | | 1 | 2 | | 1 | | | | | | | | | 4 | 3 | | 1 | |
| | | F | | | | | | | | | | | | | | | | | | | | | | | | |
| WEAPONS | 15 | M | 1 | | | | | | | 2 | | | | | | 1 | 1 | | | | | 5 | 6 | | | |
| | | F | | | | | | | | | 1 | | | | | | | | | | | 1 | | | | |
| PROSTITUTION | 16 | M | | | | | | | | | | | | | | | | | | | | | | | | |
| | | F | | | | | | | | | | | | | | | | | | | | | | | | |
| SEX OFFENSE | 17 | M | | 1 | | | | | | | | | | 1 | | | | | | | | 2 | 2 | | | |
| | | F | | | | | | | | | | | | | | | | | | | | | | | | |
| DRUG/SALE/MANUFACTURE | 180 | M | | | | | | | | | | | | | | | | | | | | | | | | |
| | | F | | | | | | | | | | | | | | | | | | | | | | | | |
| NARCOTICS | a | M | | | | | | | | | | | | | | | | | | | | | | | | |
| | | F | | | | | | | | | | | | | | | | | | | | | | | | |
| MARIJUANA | b | M | | | | | | | | | | | | | | | | | | | | | | | | |
| | | F | | | | | | | | | | | | | | | | | | | | | | | | |
| SYNTHETIC NARCOTICS | c | M | | | | | | | | | | | | | | | | | | | | | | | | |
| | | F | | | | | | | | | | | | | | | | | | | | | | | | |
| OTHER NON-NARCOTICS | d | M | | | | | | | | | | | | | | | | | | | | | | | | |
| | | F | | | | | | | | | | | | | | | | | | | | | | | | |
| DRUG/POSSESSION | 185 | M | 2 | 1 | 1 | 2 | 2 | | 2 | 5 | 4 | 6 | 2 | 2 | 1 | 2 | | | | | | 32 | 46 | 1 | 4 | |
| | | F | 1 | 1 | 2 | 2 | | 1 | 3 | 3 | 1 | 3 | | 2 | | | | | | | | 19 | | | | |
| NARCOTICS | e | M | | | | | | | | | | | | | | | | | | | | | | | | |
| | | F | | | | | | | | | | | | | | | | | | | | | | | | |
| MARIJUANA | f | M | | 1 | | 2 | 1 | | 2 | 4 | 2 | 4 | 1 | 2 | | 2 | | | | | | 21 | 25 | 1 | 4 | |
| | | F | 1 | 1 | 1 | 1 | | 1 | 2 | | 2 | | | | | | | | | | | 9 | | | | |
| SYNTHETIC NARCOTICS | g | M | | | | | | | | 1 | | 2 | | | | | | | | | | 3 | 10 | | | |
| | | F | | | 1 | | | | 1 | 2 | 1 | 1 | | 1 | | | | | | | | 7 | | | | |
| OTHER NON-NARCOTICS | h | M | 2 | | 1 | | 1 | | | 2 | | 1 | | 1 | | | | | | | | 8 | 11 | | | |
| | | F | | | | 1 | | | 1 | | | | 1 | | | | | | | | | 3 | | | | |

AGE, SEX, AND RACE OF PERSON ARRESTED
18 YEARS OF AGE AND OVER

| OFFENSE | UCR | SEX | AGE | | | | | | | | | | | | | TOTAL | RACE | | | | | | | | | | |
|--------------------|-----|-----|-----------|-----------|-----------|-----------|-----------|-----------|-----------|-----------|-----------|-----------|-----------|-----------|-----------|-----------|-----------|----------|-----|-----|-----|------------|------------|-----------|-----------|----|---|
| | | | 18 | 19 | 20 | 21 | 22 | 23 | 24 | 25 | 30 | 35 | 40 | 45 | 50 | | 55 | 60 | 65+ | WHT | BLK | IND | ASN | | | | |
| GAMBLING | 19 | M | | | | | | | | | | | | | | | | | | | | | | | | | |
| | | F | | | | | | | | | | | | | | | | | | | | | | | | | |
| BOOKMAKING | a | M | | | | | | | | | | | | | | | | | | | | | | | | | |
| | | F | | | | | | | | | | | | | | | | | | | | | | | | | |
| NUMBERS | b | M | | | | | | | | | | | | | | | | | | | | | | | | | |
| | | F | | | | | | | | | | | | | | | | | | | | | | | | | |
| OTHER GAMBLING | c | M | | | | | | | | | | | | | | | | | | | | | | | | | |
| | | F | | | | | | | | | | | | | | | | | | | | | | | | | |
| FAMILY/CHILD | 20 | M | | | 1 | | | | 1 | 1 | 1 | | | | | | | | | | | | | 4 | 6 | 1 | 1 |
| | | F | | | | | | | | | | 2 | 1 | | | | 1 | | | | | | | 4 | | | |
| DWI | 21 | M | 2 | 1 | 2 | | 1 | 3 | 2 | 4 | 6 | 9 | 3 | 5 | 3 | 3 | 3 | | | | | | | 47 | 60 | | 2 |
| | | F | | | | 1 | | 1 | 1 | | 3 | 2 | 2 | 3 | 2 | | | | | | | | | 15 | | | |
| LIQUOR LAWS | 22 | M | 8 | 13 | 4 | 1 | | | 2 | 1 | | 1 | 1 | | | | | | | | | | 31 | 39 | 1 | 3 | |
| | | F | 5 | 4 | 3 | | | | 1 | | | | | | | | | | | | | | | 13 | | | |
| DRUNKENNESS | 23 | M | | | | | | | | | | | | | | | | | | | | | | | | | |
| | | F | | | | | | | | | | | | | | | | | | | | | | | | | |
| DISORDERLY CONDUCT | 24 | M | | | 1 | | | | 1 | | 2 | 2 | | | 2 | | 1 | | | | | | 9 | 9 | 1 | 2 | |
| | | F | | | | | | | | | 1 | 1 | 1 | | | | | | | | | | | 3 | | | |
| VAGRANCY | 25 | M | | | | | | | | | | | | | | | | | | | | | | | | | |
| | | F | | | | | | | | | | | | | | | | | | | | | | | | | |
| ALL OTHER | 26 | M | 7 | 10 | 9 | 6 | 11 | 12 | 4 | 28 | 18 | 27 | 21 | 15 | 13 | 6 | 4 | | | | | | 191 | 237 | 6 | 25 | |
| | | F | 8 | 3 | 3 | 3 | 10 | 4 | 16 | 5 | 9 | 8 | 7 | 4 | | 1 | | | | | | | | 81 | | | |
| SUSPICION | 27 | M | | | | | | | | | | | | | | | | | | | | | | | | | |
| | | F | | | | | | | | | | | | | | | | | | | | | | | | | |
| TOTAL BY SEX | | M | 28 | 31 | 21 | 14 | 24 | 18 | 10 | 63 | 53 | 59 | 35 | 30 | 23 | 15 | 11 | 5 | | | | | 440 | 557 | 12 | 64 | |
| | | F | 10 | 15 | 13 | 13 | 6 | 14 | 8 | 26 | 19 | 26 | 17 | 17 | 9 | 3 | 4 | | | | | | | 200 | | | 7 |
| GRAND TOTAL | | | 38 | 46 | 34 | 27 | 30 | 32 | 18 | 89 | 72 | 85 | 52 | 47 | 32 | 18 | 15 | 5 | | | | 640 | 557 | 12 | 64 | | |

AGE, SEX, AND RACE OF PERSON ARRESTED
UNDER 18 YEARS OF AGE

| OFFENSE | UCR | SEX | AGE | | | | | TOTAL UNDER 18 | RACE | | | | |
|-------------------------|-----|-----|--------|----------|-----------|-----------|-----------|----------------|------------|-----------|-----|-----------|----------|
| | | | UND 10 | 10-12 | 13-14 | 15 | 16 | | 17 | WHT | BLK | IND | ASN |
| DRUGS/POSSESSION | 185 | M | | 2 | | | 3 | 4 | 9 | 13 | | 3 | |
| | | F | | | | 3 | 1 | 3 | 7 | | | | |
| NARCOTICS | e | M | | | | | | 1 | 1 | 1 | | | |
| | | F | | | | | | | | | | | |
| MARIJUANA | f | M | | 2 | | | 3 | 3 | 8 | 12 | | 3 | |
| | | F | | | | 3 | 1 | 3 | 7 | | | | |
| SYNTHETIC NARCOTICS | g | M | | | | | | | | | | | |
| | | F | | | | | | | | | | | |
| OTHER NON-NARCOTICS | h | M | | | | | | | | | | | |
| | | F | | | | | | | | | | | |
| GAMBLING | 19 | M | | | | | | | | | | | |
| | | F | | | | | | | | | | | |
| BOOKMAKING | a | M | | | | | | | | | | | |
| | | F | | | | | | | | | | | |
| NUMBERS | b | M | | | | | | | | | | | |
| | | F | | | | | | | | | | | |
| OTHER GAMBLING | c | M | | | | | | | | | | | |
| | | F | | | | | | | | | | | |
| FAMILY/CHILD | 20 | M | | | | | | | | | | | |
| | | F | | | | | | | | | | | |
| DRIVING INFLUENCE | 21 | M | | | | | | 1 | 1 | 1 | | | |
| | | F | | | | | | | | | | | |
| LIQUOR LAWS | 22 | M | | 1 | | 3 | 2 | 5 | 11 | 19 | | 4 | |
| | | F | | 3 | | 2 | 4 | 3 | 12 | | | | |
| DRUNKENNESS | 23 | M | | | | | | | | | | | |
| | | F | | | | | | | | | | | |
| DISORDERLY CONDUCT | 24 | M | | | | | | | | | | | |
| | | F | | | | | | | | | | | |
| VAGRANCY | 25 | M | | | | | | | | | | | |
| | | F | | | | | | | | | | | |
| ALL OTHER | 26 | M | | 2 | | 4 | 2 | 2 | 10 | 15 | | 1 | |
| | | F | | 2 | | 1 | 2 | 1 | 6 | | | | |
| CURFEW | 28 | M | | | | | | | | | | | |
| | | F | | | | | | | | | | | |
| RUN-AWAYS | 29 | M | | | | | | | | | | | |
| | | F | | | | | | | | | | | |
| TOTAL BY SEX | | M | | 3 | 11 | 17 | 21 | 23 | 75 | 96 | | 12 | 1 |
| | | F | | 6 | 7 | 11 | 10 | 10 | 34 | | | | |
| GRAND TOTAL | | | | 3 | 17 | 24 | 32 | 33 | 109 | 96 | | 12 | 1 |

ARSON OFFENSES KNOWN TO LAW ENFORCEMENT

| 1 PROPERTY CLASSIFICATION | 2 Offenses Report/ Known (Include Unfounded and Attempts) | 3 Unfounded, I.e. False/Baseless Complaints | 4 Actual Offenses (Col. 2-Col. 3 (+ Attempts)) | 5 Total Cleared by Arrest or Except. Means (+Column 6) | 6 Number of Clearances Involving Only Persons Under 18 Yrs. of Age | 7 Normally Unused Structures | 8 Estd Value of Property Damage |
|--------------------------------|--|--|---|---|---|---------------------------------|------------------------------------|
| STRUCTURE | | | | | | | |
| A. SINGLE OCCUPANT RESIDENT | 1 | | 1 | 1 | | | |
| B. OTHER RESIDENTIAL | | | | | | | |
| C. STORAGE | | | | | | | |
| D. INDUSTRIAL/MANUFACTURE | | | | | | | |
| E. OTHER COMMERCIAL | | | | | | | |
| F. COMMUNITY/PUBLIC | | | | | | | |
| G. ALL OTHER STRUCTURES | | | | | | | |
| TOTAL | 1 | | 1 | 1 | | | \$ - |
| MOBILE | | | | | | | |
| H. MOTOR VEHICLES | | | | | | | |
| I. OTHER MOBILE PROPERTY | | | | | | | |
| TOTAL | | | | | | | \$ - |
| OTHER | | | | | | | |
| J. CROPS, TIMBER, FENCES, ETC. | | | | | | | |
| TOTAL | | | | | | | \$ - |
| GRAND TOTAL | 1 | | 1 | 1 | | | \$ - |

LAW ENFORCEMENT OFFICERS KILLED OR ASSAULTED

| TYPE OF ACTIVITY | TOTAL ASSAULTS BY WEAPON | TYPE OF WEAPON | | | | | TYPE OF ASSIGNMENT | | | | | | POLICE ASSAULT CLEARED |
|-------------------------------|--------------------------|----------------|-----------------------|---------------------|------------------|-------------|--------------------|----------|----------------|--------|-------|--------|------------------------|
| | | FIRE ARM | KNIFE OTHER CUT INSTR | OTHER DANGER WEAPON | HANDS FISTS FEET | TWO MAN VEH | ONE MAN VEHICLE | | SPECIAL ASSIGN | | OTHER | | |
| | | | | | | | ALONE | ASSIST | ALONE | ASSIST | ALONE | ASSIST | |
| A | B | C | D | E | F | G | H | I | J | K | L | M | |
| 1. RESPOND DISTURBANCE CALL | 3 | | | | 3 | | 2 | 1 | | | | | 3 |
| 2. BURGLARY IN PROGRESS | | | | | | | | | | | | | |
| 3. ROBBERY IN PROGRESS | | | | | | | | | | | | | |
| 4. ATTEMPT OTHER ARREST | | | | | | | | | | | | | |
| 5. CIVIL DISORDER | | | | | | | | | | | | | |
| 6. HANDLE/TRANSORT PRISONER | | | | | | | | | | | | | |
| 7. INVESTIGATE SUS PERSON/CIR | | | | | | | | | | | | | |
| 8. AMBUSH - NO WARNING | | | | | | | | | | | | | |
| 9. MENTALLY DERANGED | | | | | | | | | | | | | |
| 10. TRAFFIC PURSUIT/STOPS | | | | | | | | | | | | | |
| 11. ALL OTHER | | | | | | | | | | | | | |
| 12. TOTAL (1-11) | 3 | | | | 3 | | 2 | 1 | | | | | 3 |
| 13. NUMBER WITH INJURY | | | | | | | | | | | | | |
| 14. NUMBER WITHOUT INJURY | 3 | | | | 3 | | | | | | | | |
| 15. TIME OF ASSAULTS | 12 AM | 2 AM | 4 AM | 6 AM | 8 AM | 10 AM | NOON | 2 PM | 4 PM | 6 PM | 8 PM | 10 PM | UNK |
| | | | | | | | 1 | | 2 | | | | |

THIS PAGE INTENTIONALLY LEFT BLANK

OFFENSES KNOWN TO LAW ENFORCEMENT

| CLASSIFICATION OF OFFENSES | OFFENSES REPORTED OR KNOWN | UNFOUNDED FALSE OR BASELESS | NUMBER OF ACTUAL OFFENSES | ** OFFENSES CLEARED ** BY ARREST OR EXCEPTION | |
|-------------------------------|----------------------------|-----------------------------|---------------------------|--|----------------|
| | | | | TOTAL | JUVENILES ONLY |
| CRIMINAL HOMICIDE | | | | | |
| MURDER/NONNEG MANSLAUGHTER | 1 | | 1 | | |
| MANSLAUGHTER BY NEGLIGENCE | | | | | |
| TOTAL | 1 | | 1 | | |
| FORCIBLE RAPE | | | | | |
| RAPE BY FORCE | 9 | 1 | 8 | | |
| ATTEMPTED FORCIBLE RAPE | 4 | | 4 | | |
| TOTAL | 13 | 1 | 12 | | |
| ROBBERY | | | | | |
| FIREARM | | | | | |
| KNIFE/CUTTING INSTRUMENT | | | | | |
| OTHER DANGEROUS WEAPON | | | | | |
| STRONG-ARM (HANDS, FISTS) | 2 | | 2 | 2 | 1 |
| TOTAL | 2 | | 2 | 2 | 1 |
| ASSAULT | | | | | |
| FIREARM | 1 | | 1 | 1 | |
| KNIFE OR CUTTING INSTRUMENT | 4 | | 4 | 4 | 2 |
| OTHER DANGEROUS WEAPON | 5 | | 5 | 5 | |
| HANDS, FIST, FEET, AGGRAVATED | 3 | | 3 | 1 | |
| OTHER ASSAULTS - SIMPLE | 230 | | 230 | 71 | 7 |
| TOTAL | 243 | | 243 | 82 | 9 |
| BURGLARY | | | | | |
| FORCIBLE ENTRY | 16 | | 16 | 2 | 1 |
| UNLAWFUL ENTRY - NO FORCE | 15 | | 15 | 1 | 1 |
| ATTEMPTED FORCIBLE ENTRY | 5 | | 5 | | |
| TOTAL | 36 | | 36 | 3 | 2 |
| LARCENY-THEFT | | | | | |
| THEFT (EX MOTOR VEHICLE) | 367 | | 367 | 54 | 24 |
| TOTAL | 367 | | 367 | 54 | 24 |
| MOTOR VEHICLE THEFT | | | | | |
| AUTOS | 22 | | 22 | 4 | 2 |
| TRUCKS AND BUSES | 1 | | 1 | | |
| OTHER VEHICLES | | | | | |
| TOTAL | 23 | | 23 | 4 | 2 |
| GRAND TOTAL | 685 | 1 | 684 | 145 | 38 |

PROPERTY STOLEN BY CLASSIFICATION

| CLASSIFICATION OF OFFENSES | NUMBER ACTUAL OFFENSES | VALUE OF PROPERTY STOLEN |
|---|------------------------------|--------------------------|
| MURDER/NONNEG MANSLAUGHTER | | \$ - |
| FORCIBLE RAPE | | \$ - |
| ROBBERY | | |
| HIGHWAY (STREET, ALLEYS, ETC.) | | |
| COMMERCIAL HOUSE | | |
| GAS OR SERVICE STATION | | |
| CONVENIENCE STORE | | |
| RESIDENCE | | |
| BANK | | |
| MISCELLANEOUS | | |
| TOTAL ROBBERY | | \$ - |
| BURGLARY | | |
| RESIDENCE (DWELLING) | | |
| NIGHT (6PM-6AM) | | |
| DAY (6AM-6PM) | | |
| UNKNOWN | | |
| NON-RESIDENCE (STORE ETC.) | | |
| NIGHT (6PM-6AM) | | |
| DAY (6AM-6PM) | | |
| UNKNOWN | | |
| TOTAL BURGLARY | | \$ - |
| LARCENY-THEFT | | |
| LARCENY BY VALUE (EX MOTOR VEHICLE) | | |
| \$200 AND OVER | | |
| \$50 TO \$200 | | |
| UNDER \$50 | | |
| LARCENY BY TYPE | | |
| POCKET-PICKING | | |
| PURSE-SNATCHING | | |
| SHOPLIFTING | | |
| FROM MOTOR VEHICLE | | |
| MOTOR VEHICLE PARTS & ACCESSORIES | | |
| BICYCLES | | |
| FROM BUILDING(EX C&H) | | |
| FROM COIN-OP MACHINES | | |
| ALL OTHER | | |
| TOTAL LARCENY | | \$ - \$ - |
| MOTOR VEHICLE THEFT | | |
| MOTOR VEHICLE THEFT | | |
| STOLEN & RECOVERED LOCALLY | | |
| STOLEN LOCALLY & RECOVERED OTHER JURIS. | | |
| TOTAL LOCALLY STOLEN MOTOR VEHICLES | | |
| STOLEN OTHER JURIS. & RECOVERED LOCAL | | |
| TOTAL | | \$ - |
| GRAND TOTAL | | \$ - |

PROPERTY STOLEN / RECOVERED BY TYPE

| TYPE OF PROPERTY | VALUE OF PROPERTY STOLEN | VALUE OF PROPERTY RECOVERED |
|------------------------------|--------------------------|-----------------------------|
| CURRENCY, NOTES, ETC. | | |
| JEWELRY & PRECIOUS METALS | | |
| CLOTHING AND FURS | | |
| LOCALLY STOLEN MOTOR VEHICLE | | |
| OFFICE EQUIPMENT | | |
| TV, RADIOS, CAMERAS, ETC. | | |
| FIREARMS | | |
| HOUSEHOLD GOODS | | |
| CONSUMABLE GOODS | | |
| LIVESTOCK | | |
| MISCELLANEOUS | | |
| GRAND TOTAL | \$ - | \$ - |

AGE, SEX, AND RACE OF PERSON ARRESTED
UNDER 18 YEARS OF AGE

| OFFENSE | UCR | SEX | AGE | | | | | TOTAL UNDER 18 | RACE | | | |
|------------------------------|-----|-----|--------|-------|-------|----|----|----------------|------|-----|-----|-----|
| | | | UND 10 | 10-12 | 13-14 | 15 | 16 | | 17 | WHT | BLK | IND |
| MURDER | 01a | M | | | | | | | | | | |
| | | F | | | | | | | | | | |
| MANSLAUGHTER | 01b | M | | | | | | | | | | |
| | | F | | | | | | | | | | |
| FORCIBLE RAPE | 02 | M | | | | | | | | | | |
| | | F | | | | | | | | | | |
| ROBBERY | 03 | M | | | | | | | | | | |
| | | F | | | | | | | | | | |
| AGGRAVATED ASSAULT | 04 | M | | | | | | | | | | |
| | | F | | | | | | | | | | |
| BURGLARY | 05 | M | | | | | | | | | | |
| | | F | | | | | | | | | | |
| LARCENY | 06 | M | | | | | | | | | | |
| | | F | | | | | | | | | | |
| MOTOR THEFT | 07 | M | | | | | | | | | | |
| | | F | | | | | | | | | | |
| OTHER ASSAULTS | 08 | M | | | | | | | | | | |
| | | F | | | | | | | | | | |
| ARSON | 09 | M | | | | | | | | | | |
| | | F | | | | | | | | | | |
| FORGERY | 10 | M | | | | | | | | | | |
| | | F | | | | | | | | | | |
| FRAUD | 11 | M | | | | | | | | | | |
| | | F | | | | | | | | | | |
| EMBEZZLEMENT | 12 | M | | | | | | | | | | |
| | | F | | | | | | | | | | |
| STOLEN PROPERTY | 13 | M | | | | | | | | | | |
| | | F | | | | | | | | | | |
| VANDALISM | 14 | M | | | | | | | | | | |
| | | F | | | | | | | | | | |
| WEAPONS | 15 | M | | | | | | | | | | |
| | | F | | | | | | | | | | |
| PROSTITUTION | 16 | M | | | | | | | | | | |
| | | F | | | | | | | | | | |
| SEX OFFENSES | 17 | M | | | | | | | | | | |
| | | F | | | | | | | | | | |
| DRUG/SALE/MANUFACTURE | 180 | M | | | | | | | | | | |
| | | F | | | | | | | | | | |
| NARCOTICS | a | M | | | | | | | | | | |
| | | F | | | | | | | | | | |
| MARIJUANA | b | M | | | | | | | | | | |
| | | F | | | | | | | | | | |
| SYNTHETIC NARCOTICS | c | M | | | | | | | | | | |
| | | F | | | | | | | | | | |
| OTHER NON-NARCOTICS | d | M | | | | | | | | | | |
| | | F | | | | | | | | | | |

ARSON OFFENSES KNOWN TO LAW ENFORCEMENT

| 1 PROPERTY CLASSIFICATION | 2 Offenses Report/ Known (Include Unfounded and Attempts) | 3 Unfounded, I.e. False/Baseless Complaints | 4 Actual Offenses (Col. 2-Col. 3 (+ Attempts)) | 5 Total Cleared by Arrest or Except. Means (+Column 6) | 6 Number of Clearances Involving Only Persons Under 18 Yrs. of Age | 7 Normally Unused Structures | 8 Estd Value of Property Damage |
|--------------------------------|--|--|---|---|---|---------------------------------|------------------------------------|
| STRUCTURE | | | | | | | |
| A. SINGLE OCCUPANT RESIDENT | | | | | | | |
| B. OTHER RESIDENTIAL | | | | | | | |
| C. STORAGE | | | | | | | |
| D. INDUSTRIAL/MANUFACTURE | | | | | | | |
| E. OTHER COMMERCIAL | | | | | | | |
| F. COMMUNITY/PUBLIC | | | | | | | |
| G. ALL OTHER STRUCTURES | | | | | | | |
| TOTAL | | | | | | | \$ - |
| MOBILE | | | | | | | |
| H. MOTOR VEHICLES | | | | | | | |
| I. OTHER MOBILE PROPERTY | | | | | | | |
| TOTAL | | | | | | | \$ - |
| OTHER | | | | | | | |
| J. CROPS, TIMBER, FENCES, ETC. | | | | | | | |
| TOTAL | | | | | | | \$ - |
| GRAND TOTAL | | | | | | | \$ - |

THIS PAGE INTENTIONALLY LEFT BLANK

OFFENSES KNOWN TO LAW ENFORCEMENT

| CLASSIFICATION OF OFFENSES | OFFENSES REPORTED OR KNOWN | UNFOUNDED FALSE OR BASELESS | NUMBER OF ACTUAL OFFENSES | ** OFFENSES CLEARED ** BY ARREST OR EXCEPTION | |
|-------------------------------|----------------------------|-----------------------------|---------------------------|--|----------------|
| | | | | TOTAL | JUVENILES ONLY |
| CRIMINAL HOMICIDE | | | | | |
| MURDER/NONNEG MANSLAUGHTER | 1 | | 1 | 1 | |
| MANSLAUGHTER BY NEGLIGENCE | 1 | | 1 | | |
| TOTAL | 2 | | 2 | 1 | |
| FORCIBLE RAPE | | | | | |
| RAPE BY FORCE | 1 | | 1 | 1 | |
| ATTEMPTED FORCIBLE RAPE | | | | | |
| TOTAL | 1 | | 1 | 1 | |
| ROBBERY | | | | | |
| FIREARM | 2 | | 2 | 2 | |
| KNIFE/CUTTING INSTRUMENT | | | | | |
| OTHER DANGEROUS WEAPON | | | | | |
| STRONG-ARM (HANDS, FISTS) | 1 | | 1 | | |
| TOTAL | 3 | | 3 | 2 | |
| ASSAULT | | | | | |
| FIREARM | 6 | 1 | 5 | 5 | |
| KNIFE OR CUTTING INSTRUMENT | 13 | 1 | 12 | 10 | |
| OTHER DANGEROUS WEAPON | | | | | |
| HANDS, FIST, FEET, AGGRAVATED | 15 | | 15 | 12 | |
| OTHER ASSAULTS - SIMPLE | 97 | 1 | 96 | 83 | |
| TOTAL | 131 | 3 | 128 | 110 | |
| BURGLARY | | | | | |
| FORCIBLE ENTRY | 30 | 2 | 28 | 23 | |
| UNLAWFUL ENTRY - NO FORCE | 4 | | 4 | 4 | |
| ATTEMPTED FORCIBLE ENTRY | | | | | |
| TOTAL | 34 | 2 | 32 | 27 | |
| LARCENY-THEFT | | | | | |
| THEFT (EX MOTOR VEHICLE) | 165 | 4 | 161 | 112 | |
| TOTAL | 165 | 4 | 161 | 112 | |
| MOTOR VEHICLE THEFT | | | | | |
| AUTOS | 23 | 1 | 22 | 19 | 1 |
| TRUCKS AND BUSES | | | | | |
| OTHER VEHICLES | | | | | |
| TOTAL | 23 | 1 | 22 | 19 | 1 |
| GRAND TOTAL | 359 | 10 | 349 | 272 | 1 |

PROPERTY STOLEN BY CLASSIFICATION

| CLASSIFICATION OF OFFENSES | NUMBER ACTUAL OFFENSES | VALUE OF PROPERTY STOLEN | |
|---|------------------------------|--------------------------|----------|
| MURDER/NONNEG MANSLAUGHTER | 1 | \$ | - |
| FORCIBLE RAPE | 1 | \$ | - |
| ROBBERY | | | |
| HIGHWAY (STREET, ALLEYS, ETC.) | 1 | | |
| COMMERCIAL HOUSE | | | |
| GAS OR SERVICE STATION | | | |
| CONVENIENCE STORE | | | |
| RESIDENCE | 1 | | |
| BANK | | | |
| MISCELLANEOUS | 1 | | |
| TOTAL ROBBERY | 3 | \$ | - |
| BURGLARY | | | |
| RESIDENCE (DWELLING) | | | |
| NIGHT (6PM-6AM) | | | |
| DAY (6AM-6PM) | 6 | | |
| UNKNOWN | | | |
| NON-RESIDENCE (STORE ETC.) | | | |
| NIGHT (6PM-6AM) | 4 | | |
| DAY (6AM-6PM) | 5 | | |
| UNKNOWN | | | |
| TOTAL BURGLARY | 15 | \$ | - |
| LARCENY-THEFT | | | |
| LARCENY BY VALUE (EX MOTOR VEHICLE) | | | |
| \$200 AND OVER | | | |
| \$50 TO \$200 | | | |
| UNDER \$50 | 95 | | |
| LARCENY BY TYPE | | | |
| POCKET-PICKING | | | |
| PURSE-SNATCHING | | | |
| SHOPLIFTING | 10 | | |
| FROM MOTOR VEHICLE | 12 | | |
| MOTOR VEHICLE PARTS & ACCESSORIES | | | |
| BICYCLES | 3 | | |
| FROM BUILDING(EX C&H) | 3 | | |
| FROM COIN-OP MACHINES | | | |
| ALL OTHER | 67 | | |
| TOTAL LARCENY | 95 | 95 \$ | - \$ - |
| MOTOR VEHICLE THEFT | | | |
| MOTOR VEHICLE THEFT | 15 | | |
| STOLEN & RECOVERED LOCALLY | | | |
| STOLEN LOCALLY & RECOVERED OTHER JURIS. | | | |
| TOTAL LOCALLY STOLEN MOTOR VEHICLES | | | |
| STOLEN OTHER JURIS. & RECOVERED LOCAL | | | |
| TOTAL | 15 | \$ | - |
| GRAND TOTAL | 130 | \$ | - |

PROPERTY STOLEN / RECOVERED BY TYPE

| TYPE OF PROPERTY | VALUE OF PROPERTY STOLEN | VALUE OF PROPERTY RECOVERED |
|------------------------------|--------------------------|-----------------------------|
| CURRENCY, NOTES, ETC. | | |
| JEWELRY & PRECIOUS METALS | | |
| CLOTHING AND FURS | | |
| LOCALLY STOLEN MOTOR VEHICLE | | |
| OFFICE EQUIPMENT | | |
| TV, RADIOS, CAMERAS, ETC. | | |
| FIREARMS | | |
| HOUSEHOLD GOODS | | |
| CONSUMABLE GOODS | | |
| LIVESTOCK | | |
| MISCELLANEOUS | | |
| GRAND TOTAL | \$ - | \$ - |

AGE, SEX, AND RACE OF PERSON ARRESTED
18 YEARS OF AGE AND OVER

| OFFENSE | UCR | SEX | AGE | | | | | | | | | | | | | TOTAL | RACE | | | | | | | | | | |
|--------------------|-----|-----|----------|-----------|-----------|----------|----------|----------|----------|-----------|-----------|-----------|-----------|-----------|----------|----------|----------|----|-----|-----|-----|------------|------------|----------|-----------|-----------|----|
| | | | 18 | 19 | 20 | 21 | 22 | 23 | 24 | 25 | 30 | 35 | 40 | 45 | 50 | | 55 | 60 | 65+ | WHT | BLK | IND | ASN | | | | |
| GAMBLING | 19 | M | | | | | | | | | | | | | | | | | | | | | | | | | |
| | | F | | | | | | | | | | | | | | | | | | | | | | | | | |
| BOOKMAKING | a | M | | | | | | | | | | | | | | | | | | | | | | | | | |
| | | F | | | | | | | | | | | | | | | | | | | | | | | | | |
| NUMBERS | b | M | | | | | | | | | | | | | | | | | | | | | | | | | |
| | | F | | | | | | | | | | | | | | | | | | | | | | | | | |
| OTHER GAMBLING | c | M | | | | | | | | | | | | | | | | | | | | | | | | | |
| | | F | | | | | | | | | | | | | | | | | | | | | | | | | |
| FAMILY/CHILD | 20 | M | | | | | | | | | | | | | | | | | | | | | | | | | |
| | | F | | | | | | | | | | | | | | | | | | | | | | | | | |
| DWI | 21 | M | 1 | 1 | 1 | | 1 | 2 | 2 | 3 | 3 | 7 | 2 | 1 | 1 | 1 | | | | | | | 26 | 26 | | 2 | 1 |
| | | F | 1 | | | | | | | | | | 1 | | | | 1 | | | | | | 3 | | | | |
| LIQUOR LAWS | 22 | M | | 2 | 2 | | | | | | 3 | 2 | 1 | 3 | | | | | | | | | 13 | 12 | | 6 | |
| | | F | 1 | 1 | 2 | | | | | | | | | 1 | | | | | | | | | | 5 | | | |
| DRUNKENNESS | 23 | M | | | | | | | | | | | | | | | | | | | | | | | | | |
| | | F | | | | | | | | | | | | | | | | | | | | | | | | | |
| DISORDERLY CONDUCT | 24 | M | | | | | | | | 1 | 2 | | 1 | 2 | | | | | | | | | 6 | 5 | | 2 | |
| | | F | | 1 | | | | | | | | | | | | | | | | | | | | 1 | | | |
| VAGRANCY | 25 | M | | | | | | | | | | | | | | | | | | | | | | | | | |
| | | F | | | | | | | | | | | | | | | | | | | | | | | | | |
| ALL OTHER | 26 | M | 5 | 5 | 6 | 3 | 4 | 3 | 4 | 7 | 11 | 10 | 9 | 12 | 3 | 1 | 2 | | | | | | 85 | 63 | | 22 | 11 |
| | | F | | | 2 | | | | | | 2 | 5 | 1 | | 1 | | | | | | | | | 11 | | | |
| SUSPICION | 27 | M | | | | | | | | | | | | | | | | | | | | | | | | | |
| | | F | | | | | | | | | | | | | | | | | | | | | | | | | |
| TOTAL BY SEX | | M | 7 | 8 | 10 | 4 | 9 | 5 | 6 | 18 | 27 | 25 | 21 | 22 | 6 | 5 | 4 | | | | | | 177 | 147 | 1 | 41 | 15 |
| | | F | 2 | 3 | 2 | 2 | | | | | 2 | 8 | 2 | 1 | 1 | 2 | 2 | | | | | | | 27 | | | |
| GRAND TOTAL | | | 9 | 11 | 12 | 6 | 9 | 5 | 6 | 20 | 35 | 27 | 22 | 23 | 8 | 7 | 4 | | | | | 204 | 147 | 1 | 41 | 15 | |

AGE, SEX, AND RACE OF PERSON ARRESTED
UNDER 18 YEARS OF AGE

| OFFENSE | UCR | SEX | AGE | | | | | TOTAL UNDER 18 | RACE | | | | | |
|-------------------------|-----|-----|-----------|----------|----------|----------|----|----------------------|-----------|-----|----------|-----|----------|----------|
| | | | UND 10 | 10-12 | 13-14 | 15 | 16 | | 17 | WHT | BLK | IND | ASN | |
| DRUGS/POSSESSION | 185 | M | | | | | | | | | | | | |
| | | F | | | | | | | | | | | | |
| NARCOTICS | e | M | | | | | | | | | | | | |
| | | F | | | | | | | | | | | | |
| MARIJUANA | f | M | | | | | | | | | | | | |
| | | F | | | | | | | | | | | | |
| SYNTHETIC NARCOTICS | g | M | | | | | | | | | | | | |
| | | F | | | | | | | | | | | | |
| OTHER NON-NARCOTICS | h | M | | | | | | | | | | | | |
| | | F | | | | | | | | | | | | |
| GAMBLING | 19 | M | | | | | | | | | | | | |
| | | F | | | | | | | | | | | | |
| BOOKMAKING | a | M | | | | | | | | | | | | |
| | | F | | | | | | | | | | | | |
| NUMBERS | b | M | | | | | | | | | | | | |
| | | F | | | | | | | | | | | | |
| OTHER GAMBLING | c | M | | | | | | | | | | | | |
| | | F | | | | | | | | | | | | |
| FAMILY/CHILD | 20 | M | | | | | | | | | | | | |
| | | F | | | | | | | | | | | | |
| DRIVING INFLUENCE | 21 | M | | | | | | | | | | | | |
| | | F | | | | | | | | | | | | |
| LIQUOR LAWS | 22 | M | | | | | | | | | 1 | | 2 | 1 |
| | | F | | 1 | 2 | | | 1 | 4 | | | | | |
| DRUNKENNESS | 23 | M | | | | | | | | | | | | |
| | | F | | | | | | | | | | | | |
| DISORDERLY CONDUCT | 24 | M | | | | | | | | | | | | |
| | | F | | | | | | | | | | | | |
| VAGRANCY | 25 | M | | | | | | | | | | | | |
| | | F | | | | | | | | | | | | |
| ALL OTHER | 26 | M | | | | | | | | | | | | |
| | | F | | | | | | | | | | | | |
| CURFEW | 28 | M | | | | | | | | | | | | |
| | | F | | | | | | | | | | | | |
| RUN-AWAYS | 29 | M | | | | | | | | | | | | |
| | | F | | | | | | | | | | | | |
| TOTAL BY SEX | | M | | 1 | 1 | | | 1 | 3 | | 6 | | 3 | 1 |
| | | F | | 1 | 2 | 3 | | 1 | 7 | | | | | |
| GRAND TOTAL | | | | 2 | 3 | 3 | | 2 | 10 | | 6 | | 3 | 1 |

ARSON OFFENSES KNOWN TO LAW ENFORCEMENT

| 1 PROPERTY CLASSIFICATION | 2 Offenses Report/ Known (Include Unfounded and Attempts) | 3 Unfounded, I.e. False/Baseless Complaints | 4 Actual Offenses (Col. 2-Col. 3 (+ Attempts)) | 5 Total Cleared by Arrest or Except. Means (+Column 6) | 6 Number of Clearances Involving Only Persons Under 18 Yrs. of Age | 7 Normally Unused Structures | 8 Estd Value of Property Damage |
|--------------------------------|--|--|---|---|---|---------------------------------|------------------------------------|
| STRUCTURE | | | | | | | |
| A. SINGLE OCCUPANT RESIDENT | | | | | | | |
| B. OTHER RESIDENTIAL | | | | | | | |
| C. STORAGE | | | | | | | |
| D. INDUSTRIAL/MANUFACTURE | | | | | | | |
| E. OTHER COMMERCIAL | | | | | | | |
| F. COMMUNITY/PUBLIC | | | | | | | |
| G. ALL OTHER STRUCTURES | | | | | | | |
| TOTAL | | | | | | | \$ - |
| MOBILE | | | | | | | |
| H. MOTOR VEHICLES | | | | | | | |
| | 1 | | 1 | 1 | | 1 | |
| I. OTHER MOBILE PROPERTY | | | | | | | |
| TOTAL | | | | | | | \$ - |
| OTHER | | | | | | | |
| J. CROPS, TIMBER, FENCES, ETC. | | | | | | | |
| | 1 | | 1 | | | | |
| TOTAL | | | | | | | \$ - |
| GRAND TOTAL | | | | | | | \$ - |

THIS PAGE INTENTIONALLY LEFT BLANK

OFFENSES KNOWN TO LAW ENFORCEMENT

| CLASSIFICATION OF OFFENSES | OFFENSES REPORTED OR KNOWN | UNFOUNDED FALSE OR BASELESS | NUMBER OF ACTUAL OFFENSES | ** OFFENSES CLEARED ** BY ARREST OR EXCEPTION | |
|-------------------------------|----------------------------|-----------------------------|---------------------------|--|----------------|
| | | | | TOTAL | JUVENILES ONLY |
| CRIMINAL HOMICIDE | | | | | |
| MURDER/NONNEG MANSLAUGHTER | | | | | |
| MANSLAUGHTER BY NEGLIGENCE | | | | | |
| TOTAL | | | | | |
| FORCIBLE RAPE | | | | | |
| RAPE BY FORCE | 5 | 1 | 4 | | |
| ATTEMPTED FORCIBLE RAPE | 2 | 1 | 1 | | |
| TOTAL | 7 | 2 | 5 | | |
| ROBBERY | | | | | |
| FIREARM | | | | | |
| KNIFE/CUTTING INSTRUMENT | | | | | |
| OTHER DANGEROUS WEAPON | | | | | |
| STRONG-ARM (HANDS, FISTS) | 1 | | 1 | | |
| TOTAL | 1 | | 1 | | |
| ASSAULT | | | | | |
| FIREARM | 1 | | 1 | | 1 |
| KNIFE OR CUTTING INSTRUMENT | 3 | 1 | 2 | 2 | 1 |
| OTHER DANGEROUS WEAPON | | | | | |
| HANDS, FIST, FEET, AGGRAVATED | 3 | | 3 | 2 | |
| OTHER ASSAULTS - SIMPLE | 156 | 8 | 148 | 126 | 4 |
| TOTAL | 163 | 9 | 154 | 130 | 6 |
| BURGLARY | | | | | |
| FORCIBLE ENTRY | 4 | | 4 | 3 | |
| UNLAWFUL ENTRY - NO FORCE | 7 | 4 | 3 | 1 | |
| ATTEMPTED FORCIBLE ENTRY | | | | | |
| TOTAL | 11 | 4 | 7 | 4 | |
| LARCENY-THEFT | | | | | |
| THEFT (EX MOTOR VEHICLE) | 5 | | 5 | 2 | |
| TOTAL | 5 | | 5 | 2 | |
| MOTOR VEHICLE THEFT | | | | | |
| AUTOS | 2 | | 2 | 2 | 1 |
| TRUCKS AND BUSES | | | | | |
| OTHER VEHICLES | 3 | | 3 | 1 | |
| TOTAL | 5 | | 5 | 3 | 1 |
| GRAND TOTAL | 192 | 15 | 177 | 139 | 7 |

PROPERTY STOLEN BY CLASSIFICATION

| CLASSIFICATION OF OFFENSES | NUMBER ACTUAL OFFENSES | VALUE OF PROPERTY STOLEN |
|---|------------------------------|--------------------------|
| MURDER/NONNEG MANSLAUGHTER | | \$ - |
| FORCIBLE RAPE | 5 | \$ - |
| ROBBERY | | |
| HIGHWAY (STREET, ALLEYS, ETC.) | 1 | \$ 3,000 |
| COMMERCIAL HOUSE | | |
| GAS OR SERVICE STATION | | |
| CONVENIENCE STORE | | |
| RESIDENCE | | |
| BANK | | |
| MISCELLANEOUS | | |
| TOTAL ROBBERY | 1 | \$ 3,000 |
| BURGLARY | | |
| RESIDENCE (DWELLING) | | |
| NIGHT (6PM-6AM) | 2 | \$ 105 |
| DAY (6AM-6PM) | 4 | \$ 8,700 |
| UNKNOWN | 1 | \$ 1,609 |
| NON-RESIDENCE (STORE ETC.) | | |
| NIGHT (6PM-6AM) | | |
| DAY (6AM-6PM) | | |
| UNKNOWN | | |
| TOTAL BURGLARY | 7 | \$ 10,414 |
| LARCENY-THEFT | | |
| LARCENY BY VALUE (EX MOTOR VEHICLE) | | |
| \$200 AND OVER | | |
| \$50 TO \$200 | | |
| UNDER \$50 | 5 | \$ 97 |
| LARCENY BY TYPE | | |
| POCKET-PICKING | | |
| PURSE-SNATCHING | | |
| SHOPLIFTING | 5 | \$ 97 |
| FROM MOTOR VEHICLE | | |
| MOTOR VEHICLE PARTS & ACCESSORIES | | |
| BICYCLES | | |
| FROM BUILDING(EX C&H) | | |
| FROM COIN-OP MACHINES | | |
| ALL OTHER | | |
| TOTAL LARCENY | 5 | 5 \$ 97 \$ 97 |
| MOTOR VEHICLE THEFT | | |
| MOTOR VEHICLE THEFT | 1 | \$ 16,500 |
| STOLEN & RECOVERED LOCALLY | 1 | |
| STOLEN LOCALLY & RECOVERED OTHER JURIS. | | |
| TOTAL LOCALLY STOLEN MOTOR VEHICLES | 1 | |
| STOLEN OTHER JURIS. & RECOVERED LOCAL | | |
| TOTAL | 1 | \$ 16,500 |
| GRAND TOTAL | 19 | \$ 30,011 |

PROPERTY STOLEN / RECOVERED BY TYPE

| TYPE OF PROPERTY | VALUE OF PROPERTY STOLEN | VALUE OF PROPERTY RECOVERED |
|------------------------------|--------------------------|-----------------------------|
| CURRENCY, NOTES, ETC. | \$ 8,205 | |
| JEWELRY & PRECIOUS METALS | \$ 4,000 | |
| CLOTHING AND FURS | | |
| LOCALLY STOLEN MOTOR VEHICLE | \$ 16,500 | \$ 4,600 |
| OFFICE EQUIPMENT | | |
| TV, RADIOS, CAMERAS, ETC. | \$ 720 | |
| FIREARMS | | |
| HOUSEHOLD GOODS | | |
| CONSUMABLE GOODS | \$ 46 | |
| LIVESTOCK | | |
| MISCELLANEOUS | \$ 540 | \$ 51 |
| GRAND TOTAL | \$ 30,011 | \$ 4,651 |

AGE, SEX, AND RACE OF PERSON ARRESTED
18 YEARS OF AGE AND OVER

| OFFENSE | UCR | SEX | AGE | | | | | | | | | | | | | TOTAL | RACE | | | | | | |
|--------------------|-----|-----|-----------|-----------|-----------|-----------|----------|-----------|-----------|-----------|-----------|-----------|-----------|-----------|-----------|----------|------|----|-----|-----|------------|----------|------------|
| | | | 18 | 19 | 20 | 21 | 22 | 23 | 24 | 25 | 30 | 35 | 40 | 45 | 50 | | 55 | 60 | 65+ | WHT | BLK | IND | ASN |
| GAMBLING | 19 | M | | | | | | | | | | | | | | | | | | | | | |
| | | F | | | | | | | | | | | | | | | | | | | | | |
| BOOKMAKING | a | M | | | | | | | | | | | | | | | | | | | | | |
| | | F | | | | | | | | | | | | | | | | | | | | | |
| NUMBERS | b | M | | | | | | | | | | | | | | | | | | | | | |
| | | F | | | | | | | | | | | | | | | | | | | | | |
| OTHER GAMBLING | c | M | | | | | | | | | | | | | | | | | | | | | |
| | | F | | | | | | | | | | | | | | | | | | | | | |
| FAMILY/CHILD | 20 | M | | | | | | | | | | | | | | | | | | | | | |
| | | F | | | | | | | | | | | | | | | | | | | | | |
| DWI | 21 | M | 1 | 1 | 1 | 4 | 3 | 1 | 5 | 4 | 3 | 2 | 2 | 1 | | | | | | | | | |
| | | F | | | 1 | 1 | 2 | 1 | | 1 | 1 | 1 | | | | | | | | | | | |
| LIQUOR LAWS | 22 | M | 7 | 11 | 4 | | | | | | | 1 | | | | | | | | | | | |
| | | F | 5 | 3 | 9 | | | | | | | | | | | | | | | | | | |
| DRUNKENNESS | 23 | M | | | | | | | | | | | | | | | | | | | | | |
| | | F | | | | | | | | | | | | | | | | | | | | | |
| DISORDERLY CONDUCT | 24 | M | 2 | 3 | 1 | 2 | 2 | 4 | 3 | 2 | | | | | | | | | | | | | |
| | | F | | | 1 | | | 2 | 2 | 1 | 1 | 2 | | | | | | | | | | | |
| VAGRANCY | 25 | M | | | | | | | | | | | | | | | | | | | | | |
| | | F | | | | | | | | | | | | | | | | | | | | | |
| ALL OTHER | 26 | M | | | | | | | | | | | | | | | | | | | | | |
| | | F | | | | | | | | | | | | | | | | | | | | | |
| SUSPICION | 27 | M | | | | | | | | | | | | | | | | | | | | | |
| | | F | | | | | | | | | | | | | | | | | | | | | |
| TOTAL BY SEX | | M | 17 | 21 | 9 | 9 | 3 | 10 | 7 | 27 | 16 | 17 | 9 | 12 | 11 | 3 | | | | | | | |
| | | F | 13 | 7 | 12 | 2 | 1 | 1 | 4 | 10 | 5 | 6 | 5 | 4 | 3 | | | | | | | | |
| GRAND TOTAL | | | 30 | 28 | 21 | 11 | 4 | 11 | 11 | 37 | 21 | 23 | 14 | 16 | 14 | 3 | | | | | 244 | 4 | 240 |

AGE, SEX, AND RACE OF PERSON ARRESTED
UNDER 18 YEARS OF AGE

| OFFENSE | UCR | SEX | AGE | | | | | TOTAL UNDER 18 | RACE | | | | |
|-------------------------|-----|-----|--------|----------|-------|----|----------|----------------|----------|----------|-----|----------|-----|
| | | | UND 10 | 10-12 | 13-14 | 15 | 16 | | 17 | WHT | BLK | IND | ASN |
| DRUGS/POSSESSION | 185 | M | | | | | | | | | | | |
| | | F | | | | | | | | | | | |
| NARCOTICS | e | M | | | | | | | | | | | |
| | | F | | | | | | | | | | | |
| MARIJUANA | f | M | | | | | | | | | | | |
| | | F | | | | | | | | | | | |
| SYNTHETIC NARCOTICS | g | M | | | | | | | | | | | |
| | | F | | | | | | | | | | | |
| OTHER NON-NARCOTICS | h | M | | | | | | | | | | | |
| | | F | | | | | | | | | | | |
| GAMBLING | 19 | M | | | | | | | | | | | |
| | | F | | | | | | | | | | | |
| BOOKMAKING | a | M | | | | | | | | | | | |
| | | F | | | | | | | | | | | |
| NUMBERS | b | M | | | | | | | | | | | |
| | | F | | | | | | | | | | | |
| OTHER GAMBLING | c | M | | | | | | | | | | | |
| | | F | | | | | | | | | | | |
| FAMILY/CHILD | 20 | M | | | | | | | | | | | |
| | | F | | | | | | | | | | | |
| DRIVING INFLUENCE | 21 | M | | | | | 3 | 3 | | | 3 | | |
| | | F | | | | | | | | | | | |
| LIQUOR LAWS | 22 | M | | | | | 1 | 1 | | | 1 | | |
| | | F | | | | | | | | | | | |
| DRUNKENNESS | 23 | M | | | | | | | | | | | |
| | | F | | | | | | | | | | | |
| DISORDERLY CONDUCT | 24 | M | | | | | | | | | | | |
| | | F | | | | | | | | | | | |
| VAGRANCY | 25 | M | | | | | | | | | | | |
| | | F | | | | | | | | | | | |
| ALL OTHER | 26 | M | | | | | | | | | | | |
| | | F | | | | | | | | | | | |
| CURFEW | 28 | M | | | | | | | | | | | |
| | | F | | | | | | | | | | | |
| RUN-AWAYS | 29 | M | | | | | | | | | | | |
| | | F | | | | | | | | | | | |
| TOTAL BY SEX | | M | | 1 | | | 1 | 5 | 7 | 1 | | 7 | |
| | | F | | | | | | 1 | 1 | | | | |
| GRAND TOTAL | | | | 1 | | | 1 | 6 | 8 | 1 | | 7 | |

ARSON OFFENSES KNOWN TO LAW ENFORCEMENT

| 1 PROPERTY CLASSIFICATION | 2 Offenses Report/ Known (Include Unfounded and Attempts) | 3 Unfounded, I.e. False/Baseless Complaints | 4 Actual Offenses (Col. 2-Col. 3 (+ Attempts)) | 5 Total Cleared by Arrest or Except. Means (+Column 6) | 6 Number of Clearances Involving Only Persons Under 18 Yrs. of Age | 7 Normally Unused Structures | 8 Estd Value of Property Damage |
|--------------------------------|--|--|---|---|---|---------------------------------|------------------------------------|
| STRUCTURE | | | | | | | |
| A. SINGLE OCCUPANT RESIDENT | | | | | | | |
| B. OTHER RESIDENTIAL | | | | | | | |
| C. STORAGE | | | | | | | |
| D. INDUSTRIAL/MANUFACTURE | | | | | | | |
| E. OTHER COMMERCIAL | | | | | | | |
| F. COMMUNITY/PUBLIC | | | | | | | |
| G. ALL OTHER STRUCTURES | | | | | | | |
| TOTAL | | | | | | | \$ - |
| MOBILE | | | | | | | |
| H. MOTOR VEHICLES | | | | | | | |
| I. OTHER MOBILE PROPERTY | | | | | | | |
| TOTAL | | | | | | | \$ - |
| OTHER | | | | | | | |
| J. CROPS, TIMBER, FENCES, ETC. | | | | | | | |
| TOTAL | | | | | | | \$ - |
| GRAND TOTAL | | | | | | | \$ - |

LAW ENFORCEMENT OFFICERS KILLED OR ASSAULTED

| TYPE OF ACTIVITY | TOTAL ASSAULTS BY WEAPON | TYPE OF WEAPON | | | | | TYPE OF ASSIGNMENT | | | | | | POLICE ASSAULT CLEARED |
|-------------------------------|--------------------------|----------------|-----------------|---------------------|------------------|-------------|--------------------|--------|----------------|--------|-----------|--------|------------------------|
| | | FIRE ARM | KNIFE CUT INSTR | OTHER DANGER WEAPON | HANDS FISTS FEET | TWO MAN VEH | ONE MAN VEHICLE | | SPECIAL ASSIGN | | OTHER | | |
| | | | | | | | ALONE | ASSIST | ALONE | ASSIST | ALONE | ASSIST | |
| A | B | C | D | E | F | G | H | I | J | K | L | M | |
| 1. RESPOND DISTURBANCE CALL | 11 | | | 11 | | | | | | | 11 | | 11 |
| 2. BURGLARY IN PROGRESS | | | | | | | | | | | | | |
| 3. ROBBERY IN PROGRESS | | | | | | | | | | | | | |
| 4. ATTEMPT OTHER ARREST | | | | | | | | | | | | | |
| 5. CIVIL DISORDER | | | | | | | | | | | | | |
| 6. HANDLE/TRANSORT PRISONER | 10 | | | 10 | | | 7 | | | | 3 | | 10 |
| 7. INVESTIGATE SUS PERSON/CIR | | | | | | | | | | | | | |
| 8. AMBUSH - NO WARNING | | | | | | | | | | | | | |
| 9. MENTALLY DERANGED | | | | | | | | | | | | | |
| 10. TRAFFIC PURSUIT/STOPS | | | | | | | | | | | | | |
| 11. ALL OTHER | | | | | | | | | | | | | |
| 12. TOTAL (1-11) | 21 | | | 21 | | | 7 | | | | 14 | | 21 |
| 13. NUMBER WITH INJURY | | | | | | | | | | | | | |
| 14. NUMBER WITHOUT INJURY | 21 | | | 21 | | | | | | | | | |
| 15. TIME OF ASSAULTS | 12 AM | 2 AM | 4 AM | 6 AM | 8 AM | 10 AM | NOON | 2 PM | 4 PM | 6 PM | 8 PM | 10 PM | UNK |
| | 3 | 4 | 1 | 2 | 1 | 1 | 2 | | | 2 | 1 | 5 | |

THIS PAGE INTENTIONALLY LEFT BLANK

OFFENSES KNOWN TO LAW ENFORCEMENT

| CLASSIFICATION OF OFFENSES | OFFENSES REPORTED OR KNOWN | UNFOUNDED FALSE OR BASELESS | NUMBER OF ACTUAL | ** OFFENSES CLEARED ** BY ARREST OR EXCEPTION | |
|-------------------------------|----------------------------|-----------------------------|------------------|--|----------------|
| | | | | TOTAL | JUVENILES ONLY |
| CRIMINAL HOMICIDE | | | | | |
| MURDER/NONNEG MANSLAUGHTER | | | | | |
| MANSLAUGHTER BY NEGLIGENCE | | | | | |
| TOTAL | | | | | |
| FORCIBLE RAPE | | | | | |
| RAPE BY FORCE | 5 | 1 | 4 | | |
| ATTEMPTED FORCIBLE RAPE | | | | | |
| TOTAL | 5 | 1 | 4 | | |
| ROBBERY | | | | | |
| FIREARM | 1 | | 1 | 1 | |
| KNIFE/CUTTING INSTRUMENT | | | | | |
| OTHER DANGEROUS WEAPON | 1 | | 1 | | |
| STRONG-ARM (HANDS, FISTS) | 1 | | 1 | 1 | |
| TOTAL | 3 | | 3 | 2 | |
| ASSAULT | | | | | |
| FIREARM | 1 | 1 | | | |
| KNIFE OR CUTTING INSTRUMENT | | | | | |
| OTHER DANGEROUS WEAPON | 6 | 3 | 3 | 2 | 1 |
| HANDS, FIST, FEET, AGGRAVATED | | | | | |
| OTHER ASSAULTS - SIMPLE | 46 | 21 | 25 | 12 | 6 |
| TOTAL | 53 | 25 | 28 | 14 | 7 |
| BURGLARY | | | | | |
| FORCIBLE ENTRY | 8 | 3 | 5 | 1 | |
| UNLAWFUL ENTRY - NO FORCE | 8 | 1 | 7 | 2 | 1 |
| ATTEMPTED FORCIBLE ENTRY | | | | | |
| TOTAL | 16 | 4 | 12 | 3 | 1 |
| LARCENY-THEFT | | | | | |
| THEFT (EX MOTOR VEHICLE) | 82 | 4 | 78 | 27 | 17 |
| TOTAL | 82 | 4 | 78 | 27 | 17 |
| MOTOR VEHICLE THEFT | | | | | |
| AUTOS | 5 | | 5 | 1 | |
| TRUCKS AND BUSES | 2 | | 2 | | |
| OTHER VEHICLES | 7 | | 7 | | |
| TOTAL | 14 | | 14 | 1 | |
| GRAND TOTAL | 173 | 34 | 139 | 47 | 25 |

PROPERTY STOLEN BY CLASSIFICATION

| CLASSIFICATION OF OFFENSES | NUMBER ACTUAL OFFENSES | VALUE OF PROPERTY STOLEN |
|---|------------------------------|--------------------------|
| MURDER/NONNEG MANSLAUGHTER | | \$ - |
| FORCIBLE RAPE | 4 | \$ - |
| ROBBERY | | |
| HIGHWAY (STREET, ALLEYS, ETC.) | | |
| COMMERCIAL HOUSE | | |
| GAS OR SERVICE STATION | | |
| CONVENIENCE STORE | | |
| RESIDENCE | 1 | |
| BANK | 1 | |
| MISCELLANEOUS | 1 | |
| TOTAL ROBBERY | 3 | \$ - |
| BURGLARY | | |
| RESIDENCE (DWELLING) | | |
| NIGHT (6PM-6AM) | 2 | |
| DAY (6AM-6PM) | 3 | |
| UNKNOWN | 3 | \$ 400 |
| NON-RESIDENCE (STORE ETC.) | | |
| NIGHT (6PM-6AM) | 4 | |
| DAY (6AM-6PM) | | |
| UNKNOWN | | |
| TOTAL BURGLARY | 12 | \$ 400 |
| LARCENY-THEFT | | |
| LARCENY BY VALUE (EX MOTOR VEHICLE) | | |
| \$200 AND OVER | 1 | \$ 400 |
| \$50 TO \$200 | | |
| UNDER \$50 | 77 | |
| LARCENY BY TYPE | | |
| POCKET-PICKING | | |
| PURSE-SNATCHING | 1 | |
| SHOPLIFTING | 20 | |
| FROM MOTOR VEHICLE | 4 | |
| MOTOR VEHICLE PARTS & ACCESSORIES | | |
| BICYCLES | 5 | |
| FROM BUILDING(EX C&H) | 16 | \$ 400 |
| FROM COIN-OP MACHINES | | |
| ALL OTHER | 32 | |
| TOTAL LARCENY | 78 | 78 \$ 400 \$ 400 |
| MOTOR VEHICLE THEFT | | |
| MOTOR VEHICLE THEFT | 14 | \$ 118,450 |
| STOLEN & RECOVERED LOCALLY | 3 | |
| STOLEN LOCALLY & RECOVERED OTHER JURIS. | 2 | |
| TOTAL LOCALLY STOLEN MOTOR VEHICLES | 5 | |
| STOLEN OTHER JURIS. & RECOVERED LOCAL | | |
| TOTAL | 14 | \$ 118,450 |
| GRAND TOTAL | 111 | \$ 119,250 |

PROPERTY STOLEN / RECOVERED BY TYPE

| TYPE OF PROPERTY | VALUE OF PROPERTY STOLEN | VALUE OF PROPERTY RECOVERED |
|------------------------------|--------------------------|-----------------------------|
| CURRENCY, NOTES, ETC. | | |
| JEWELRY & PRECIOUS METALS | | |
| CLOTHING AND FURS | | |
| LOCALLY STOLEN MOTOR VEHICLE | \$ 118,450 | \$ 14,001 |
| OFFICE EQUIPMENT | | |
| TV, RADIOS, CAMERAS, ETC. | | |
| FIREARMS | \$ 400 | |
| HOUSEHOLD GOODS | | |
| CONSUMABLE GOODS | | |
| LIVESTOCK | | |
| MISCELLANEOUS | \$ 400 | |
| GRAND TOTAL | \$ 119,250 | \$ 14,001 |

AGE, SEX, AND RACE OF PERSON ARRESTED
18 YEARS OF AGE AND OVER

| OFFENSE | UCR | SEX | AGE | | | | | | | | | | | | | TOTAL | RACE | | | | | |
|------------------------------|-----|-----|--------------------------|----|----|----|----|----|----|----|----|----|----|----|----|-------|------|-----|-----|-----|----|----|
| | | | 18 YEARS OF AGE AND OVER | | | | | | | | | | | | | | WHT | BLK | IND | ASN | | |
| | | | 18 | 19 | 20 | 21 | 22 | 23 | 24 | 25 | 30 | 35 | 40 | 45 | 50 | | | | | | 55 | 60 |
| MURDER | 01a | M | | | | 1 | | | | | | | | | | | | 1 | 1 | | | |
| | | F | | | | | | | | | | | | | | | | | | | | |
| MANSLAUGHTER/NEG | 01b | M | | | | | | | | | | | | | | | | | | | | |
| | | F | | | | | | | | | | | | | | | | | | | | |
| FORCIBLE RAPE | 02 | M | | | | | | | | | | | | | | | | | | | | |
| | | F | | | | | | | | | | | | | | | | | | | | |
| ROBBERY | 03 | M | | | | | | | | | | | | | | | | | | | | |
| | | F | | | | | | | | | | | | | | | | | | | | |
| AGGRAVATED ASSAULT | 04 | M | | | | | | | | | 1 | 1 | | | | | | 2 | 1 | | 1 | |
| | | F | | | | | | | | | | | | | | | | | | | | |
| BURGLARY | 05 | M | | | | | | | | | | | | | | | | | | | | |
| | | F | | | | | | | | | | | | | | | | | | | | |
| LARCENY | 06 | M | | | | 1 | | | | 1 | | 1 | 1 | | 1 | | | 5 | 8 | | | |
| | | F | | 1 | | | | | | | | 1 | 1 | | | | | 3 | | | | |
| MOTOR VEHICLE THEFT | 07 | M | | | | | 1 | | | | | | | | | | | 1 | 1 | | | |
| | | F | | | | | | | | | | | | | | | | | | | | |
| OTHER ASSAULTS | 08 | M | | | 2 | | | | | | | 1 | | | 1 | | | 4 | 1 | 1 | 1 | 1 |
| | | F | | | | | | | | | | | | | | | | | | | | |
| ARSON | 09 | M | | | | | | | | | | | | | | | | | | | | |
| | | F | | | | | | | | | | | | | | | | | | | | |
| FORGERY | 10 | M | | | | | | | | | | | | | | | | | | | | |
| | | F | | | | | | | | | | | | | | | | | | | | |
| FRAUD | 11 | M | | | | | | | | | | | | | | | | | | | | |
| | | F | | | | | | | | | | | | | | | | | | | | |
| EMBEZZLEMENT | 12 | M | | | | | | | | | | | | | | | | | | | | |
| | | F | | | | | | | | | | | | | | | | | | | | |
| STOLEN PROP | 13 | M | | | | | | | | | | | | | | | | | | | | |
| | | F | | | | | | | | | | | | | | | | | | | | |
| VANDALISM | 14 | M | | | | | | | | | | | 1 | | | | | 1 | 2 | | | |
| | | F | | | | | | | | | | 1 | | | | | | 1 | | | | |
| WEAPONS | 15 | M | | | | | | | | | | | | | | | | | | | | |
| | | F | | | | | | | | | | | | | | | | | | | | |
| PROSTITUTION | 16 | M | | | | | | | | | | | | | | | | | | | | |
| | | F | | | | | | | | | | | | | | | | | | | | |
| SEX OFFENSE | 17 | M | | | | | | | | | | | 1 | | | | | 1 | | | 1 | |
| | | F | | | | | | | | | | | | | | | | | | | | |
| DRUG/SALE/MANUFACTURE | 180 | M | | | | | | | | | | | | | | | | | | | | |
| | | F | | | | | | | | | | | | | | | | | | | | |
| NARCOTICS | a | M | | | | | | | | | | | | | | | | | | | | |
| | | F | | | | | | | | | | | | | | | | | | | | |
| MARIJUANA | b | M | | | | | | | | | | | | | | | | | | | | |
| | | F | | | | | | | | | | | | | | | | | | | | |
| SYNTHETIC NARCOTICS | c | M | | | | | | | | | | | | | | | | | | | | |
| | | F | | | | | | | | | | | | | | | | | | | | |
| OTHER NON-NARCOTICS | d | M | | | | | | | | | | | | | | | | | | | | |
| | | F | | | | | | | | | | | | | | | | | | | | |
| DRUG/POSSESSION | 185 | M | | 3 | 2 | | 1 | 2 | 1 | 3 | 1 | | | | | | | 13 | 13 | 1 | 3 | |
| | | F | | | | | | | 1 | 2 | | | | | 1 | | | 4 | | | | |
| NARCOTICS | e | M | | | | | | | | | | | | | | | | | | | 1 | |
| | | F | | | | | | | | | | | | | 1 | | | 1 | | | | |
| MARIJUANA | f | M | | 3 | 2 | | 1 | 2 | 1 | 3 | 1 | | | | | | | 13 | 12 | 1 | 3 | |
| | | F | | | | | | | 1 | 2 | | | | | | | | 3 | | | | |
| SYNTHETIC NARCOTICS | g | M | | | | | | | | | | | | | | | | | | | | |
| | | F | | | | | | | | | | | | | | | | | | | | |
| OTHER NON-NARCOTICS | h | M | | | | | | | | | | | | | | | | | | | | |
| | | F | | | | | | | | | | | | | | | | | | | | |

AGE, SEX, AND RACE OF PERSON ARRESTED
18 YEARS OF AGE AND OVER

| OFFENSE | UCR | SEX | AGE | | | | | | | | | | | | | TOTAL | RACE | | | | | | | | | |
|--------------------|-----|-----|----------|----------|-----------|----------|-----------|----------|----------|-----------|-----------|-----------|-----------|-----------|-----------|----------|----------|----|-----|-----|------------|------------|-----------|-----------|----------|---|
| | | | 18 | 19 | 20 | 21 | 22 | 23 | 24 | 25 | 30 | 35 | 40 | 45 | 50 | | 55 | 60 | 65+ | WHT | BLK | IND | ASN | | | |
| GAMBLING | 19 | M | | | | | | | | | | | | | | | | | | | | | | | | |
| | | F | | | | | | | | | | | | | | | | | | | | | | | | |
| BOOKMAKING | a | M | | | | | | | | | | | | | | | | | | | | | | | | |
| | | F | | | | | | | | | | | | | | | | | | | | | | | | |
| NUMBERS | b | M | | | | | | | | | | | | | | | | | | | | | | | | |
| | | F | | | | | | | | | | | | | | | | | | | | | | | | |
| OTHER GAMBLING | c | M | | | | | | | | | | | | | | | | | | | | | | | | |
| | | F | | | | | | | | | | | | | | | | | | | | | | | | |
| FAMILY/CHILD | 20 | M | | | | | | | | | | | | | | | | | | | | | | | | |
| | | F | | | | | | | | | | | | | | | | | | | | | | | | |
| DWI | 21 | M | | 2 | 1 | 5 | 2 | 3 | 2 | 13 | 5 | 5 | 2 | 5 | 5 | 1 | 1 | | | | | | | | | |
| | | F | 1 | 2 | | 2 | | | | 5 | 2 | 3 | 3 | 1 | 4 | 1 | | | | | | | | | | |
| LIQUOR LAWS | 22 | M | | | | | | | | | | | | | | | | | | | | | | | | |
| | | F | | | | | | | | | | | | | | | | | | | | | | | | |
| DRUNKENNESS | 23 | M | | | | 1 | | | | | | | | | | | | | | | 1 | | | | | |
| | | F | | | | | | | | | | | | | | | | | | | | | | | | |
| DISORDERLY CONDUCT | 24 | M | | | | | 1 | | | | | | | | | | | | | | | | | | | |
| | | F | | | | | | | | | | | | | | | | | | | | | | | | |
| VAGRANCY | 25 | M | | | | | | | | | | | | | | | | | | | | | | | | |
| | | F | | | | | | | | | | | | | | | | | | | | | | | | |
| ALL OTHER | 26 | M | 6 | | 5 | 3 | 3 | | 1 | 4 | 6 | 5 | 4 | 3 | 2 | 2 | | | | | | | | | | |
| | | F | 1 | | 1 | 3 | 1 | | 5 | 2 | | | 1 | | | | | | | | | | | | | |
| SUSPICION | 27 | M | | | | | | | | | | | | | | | | | | | | | | | | |
| | | F | | | | | | | | | | | | | | | | | | | | | | | | |
| TOTAL BY SEX | | M | 6 | 5 | 10 | 9 | 8 | 7 | 4 | 21 | 12 | 13 | 9 | 9 | 8 | 3 | 2 | | | | | 126 | 138 | 15 | 17 | 2 |
| | | F | 2 | 3 | 1 | | 5 | 1 | 1 | 10 | 7 | 4 | 3 | 3 | 4 | 1 | 1 | | | | | 46 | | | | |
| GRAND TOTAL | | | 8 | 8 | 11 | 9 | 13 | 8 | 5 | 31 | 19 | 17 | 12 | 12 | 12 | 4 | 3 | | | | 172 | 138 | 15 | 17 | 2 | |

AGE, SEX, AND RACE OF PERSON ARRESTED
UNDER 18 YEARS OF AGE

| OFFENSE | UCR | SEX | AGE | | | | | TOTAL UNDER 18 | RACE | | | |
|-------------------------|-----|-----|-----------|----------|----------|-----------|-----------|----------------------|-----------|-----|----------|-----|
| | | | UND 10 | 10-12 | 13-14 | 15 | 16 | | 17 | WHT | BLK | IND |
| DRUGS/POSSESSION | 185 | M | | 1 | 1 | 3 | 5 | 8 | | 1 | | |
| | | F | | | | 2 | 2 | 4 | | | | |
| NARCOTICS | e | M | | | | 1 | | 1 | 2 | | | |
| | | F | | | | | 1 | 1 | | | | |
| MARIJUANA | f | M | | 1 | | | 3 | 4 | 6 | | 1 | |
| | | F | | | | 2 | 1 | 3 | | | | |
| SYNTHETIC NARCOTICS | g | M | | | | | | | | | | |
| | | F | | | | | | | | | | |
| OTHER NON-NARCOTICS | h | M | | | | | | | | | | |
| | | F | | | | | | | | | | |
| GAMBLING | 19 | M | | | | | | | | | | |
| | | F | | | | | | | | | | |
| BOOKMAKING | a | M | | | | | | | | | | |
| | | F | | | | | | | | | | |
| NUMBERS | b | M | | | | | | | | | | |
| | | F | | | | | | | | | | |
| OTHER GAMBLING | c | M | | | | | | | | | | |
| | | F | | | | | | | | | | |
| FAMILY/CHILD | 20 | M | | | | | | | | | | |
| | | F | | | | | | | | | | |
| DRIVING INFLUENCE | 21 | M | | | | | | | | | | |
| | | F | | | | | | | | | | |
| LIQUOR LAWS | 22 | M | | | | | | | | | | |
| | | F | | | | | | | | | | |
| DRUNKENNESS | 23 | M | | | | | | | | | | |
| | | F | | | | | | | | | | |
| DISORDERLY CONDUCT | 24 | M | | | | | | | | | | |
| | | F | | | | | | | | | | |
| VAGRANCY | 25 | M | | | | | | | | | | |
| | | F | | | | | | | | | | |
| ALL OTHER | 26 | M | | 2 | | | 4 | 5 | 11 | 10 | 3 | |
| | | F | | | | 1 | | 1 | 2 | | | |
| CURFEW | 28 | M | | | | | | | | | | |
| | | F | | | | | | | | | | |
| RUN-AWAYS | 29 | M | | | | | | | | | | |
| | | F | | | | | | | | | | |
| TOTAL BY SEX | | M | | 3 | 5 | 9 | 9 | 26 | 29 | | 4 | |
| | | F | | 1 | 3 | 2 | 1 | 7 | | | | |
| GRAND TOTAL | | | | 4 | 8 | 11 | 10 | 33 | 29 | | 4 | |

ARSON OFFENSES KNOWN TO LAW ENFORCEMENT

| 1 PROPERTY CLASSIFICATION | 2 Offenses Report/ Known (Include Unfounded and Attempts) | 3 Unfounded, i.e. False/Baseless Complaints | 4 Actual Offenses (Col. 2-Col. 3 (+ Attempts)) | 5 Total Cleared by Arrest or Except. Means (+Column 6) | 6 Number of Clearances Involving Only Persons Under 18 Yrs. of Age | 7 Normally Unused Structures | 8 Estd Value of Property Damage |
|--------------------------------|--|--|---|---|---|---------------------------------|------------------------------------|
| STRUCTURE | | | | | | | |
| A. SINGLE OCCUPANT RESIDENT | | | | | | | |
| B. OTHER RESIDENTIAL | | | | | | | |
| C. STORAGE | | | | | | | |
| D. INDUSTRIAL/MANUFACTURE | | | | | | | |
| E. OTHER COMMERCIAL | | | | | | | |
| F. COMMUNITY/PUBLIC | | | | | | | |
| G. ALL OTHER STRUCTURES | | | | | | | |
| TOTAL | | | | | | | \$ - |
| MOBILE | | | | | | | |
| H. MOTOR VEHICLES | | | | | | | |
| I. OTHER MOBILE PROPERTY | | | | | | | |
| TOTAL | | | | | | | \$ - |
| OTHER | | | | | | | |
| J. CROPS, TIMBER, FENCES, ETC. | | | | | | | |
| TOTAL | | | | | | | \$ - |
| GRAND TOTAL | | | | | | | \$ - |

LAW ENFORCEMENT OFFICERS KILLED OR ASSAULTED

| TYPE OF ACTIVITY | TOTAL ASSAULTS BY WEAPON | TYPE OF WEAPON | | | | | TYPE OF ASSIGNMENT | | | | | | POLICE ASSAULT CLEARED |
|-------------------------------|--------------------------|----------------|-----------------------|---------------------|------------------|-------------|--------------------|--------|----------------|--------|-------|--------|------------------------|
| | | FIRE ARM | KNIFE OTHER CUT INSTR | OTHER DANGER WEAPON | HANDS FISTS FEET | TWO MAN VEH | ONE MAN VEHICLE | | SPECIAL ASSIGN | | OTHER | | |
| | | | | | | | ALONE | ASSIST | ALONE | ASSIST | ALONE | ASSIST | |
| A | B | C | D | E | F | G | H | I | J | K | L | M | |
| 1. RESPOND DISTURBANCE CALL | | | | | | | | | | | | | |
| 2. BURGLARY IN PROGRESS | | | | | | | | | | | | | |
| 3. ROBBERY IN PROGRESS | | | | | | | | | | | | | |
| 4. ATTEMPT OTHER ARREST | | | | | | | | | | | | | |
| 5. CIVIL DISORDER | | | | | | | | | | | | | |
| 6. HANDLE/TRANSORT PRISONER | | | | | | | | | | | | | |
| 7. INVESTIGATE SUS PERSON/CIR | | | | | | | | | | | | | |
| 8. AMBUSH - NO WARNING | | | | | | | | | | | | | |
| 9. MENTALLY DERANGED | | | | | | | | | | | | | |
| 10. TRAFFIC PURSUIT/STOPS | | | | | | | | | | | | | |
| 11. ALL OTHER | | | | | | | | | | | | | |
| 12. TOTAL (1-11) | | | | | | | | | | | | | |
| 13. NUMBER WITH INJURY | | | | | | | | | | | | | |
| 14. NUMBER WITHOUT INJURY | | | | | | | | | | | | | |
| 15. TIME OF ASSAULTS | 12 AM | 2 AM | 4 AM | 6 AM | 8 AM | 10 AM | NOON | 2 PM | 4 PM | 6 PM | 8 PM | 10 PM | UNK |

THIS PAGE INTENTIONALLY LEFT BLANK

OFFENSES KNOWN TO LAW ENFORCEMENT

| CLASSIFICATION OF OFFENSES | OFFENSES REPORTED OR KNOWN | UNFOUNDED FALSE OR BASELESS | NUMBER OF ACTUAL OFFENSES | ** OFFENSES CLEARED ** BY ARREST OR EXCEPTION | |
|-------------------------------|----------------------------|-----------------------------|---------------------------|--|----------------|
| | | | | TOTAL | JUVENILES ONLY |
| CRIMINAL HOMICIDE | | | | | |
| MURDER/NONNEG MANSLAUGHTER | | | | | |
| MANSLAUGHTER BY NEGLIGENCE | | | | | |
| TOTAL | | | | | |
| FORCIBLE RAPE | | | | | |
| RAPE BY FORCE | 1 | | 1 | | |
| ATTEMPTED FORCIBLE RAPE | | | | | |
| TOTAL | 1 | | 1 | | |
| ROBBERY | | | | | |
| FIREARM | | | | | |
| KNIFE/CUTTING INSTRUMENT | | | | | |
| OTHER DANGEROUS WEAPON | | | | | |
| STRONG-ARM (HANDS, FISTS) | | | | | |
| TOTAL | | | | | |
| ASSAULT | | | | | |
| FIREARM | 2 | | 2 | | |
| KNIFE OR CUTTING INSTRUMENT | 6 | | 6 | 3 | |
| OTHER DANGEROUS WEAPON | 9 | | 9 | 2 | |
| HANDS, FIST, FEET, AGGRAVATED | 42 | | 42 | 7 | |
| OTHER ASSAULTS - SIMPLE | 153 | 1 | 152 | 33 | |
| TOTAL | 212 | 1 | 211 | 45 | |
| BURGLARY | | | | | |
| FORCIBLE ENTRY | 17 | 1 | 16 | 1 | |
| UNLAWFUL ENTRY - NO FORCE | 22 | 3 | 19 | 1 | |
| ATTEMPTED FORCIBLE ENTRY | 2 | | 2 | | |
| TOTAL | 41 | 4 | 37 | 2 | |
| LARCENY-THEFT | | | | | |
| THEFT (EX MOTOR VEHICLE) | 61 | 3 | 58 | 2 | 2 |
| TOTAL | 61 | 3 | 58 | 2 | 2 |
| MOTOR VEHICLE THEFT | | | | | |
| AUTOS | 3 | | 3 | | |
| TRUCKS AND BUSES | 2 | | 2 | 1 | |
| OTHER VEHICLES | 9 | 1 | 8 | 1 | |
| TOTAL | 14 | 1 | 13 | 2 | |
| GRAND TOTAL | 329 | 9 | 320 | 51 | 2 |

PROPERTY STOLEN BY CLASSIFICATION

| CLASSIFICATION OF OFFENSES | NUMBER ACTUAL OFFENSES | VALUE OF PROPERTY STOLEN |
|---|------------------------------|--------------------------|
| MURDER/NONNEG MANSLAUGHTER | | \$ - |
| FORCIBLE RAPE | 1 | \$ - |
| ROBBERY | | |
| HIGHWAY (STREET, ALLEYS, ETC.) | | |
| COMMERCIAL HOUSE | | |
| GAS OR SERVICE STATION | | |
| CONVENIENCE STORE | | |
| RESIDENCE | | |
| BANK | | |
| MISCELLANEOUS | | |
| TOTAL ROBBERY | | \$ - |
| BURGLARY | | |
| RESIDENCE (DWELLING) | | |
| NIGHT (6PM-6AM) | 6 | \$ 240 |
| DAY (6AM-6PM) | 5 | \$ 7,500 |
| UNKNOWN | 9 | \$ 7,215 |
| NON-RESIDENCE (STORE ETC.) | | |
| NIGHT (6PM-6AM) | 3 | |
| DAY (6AM-6PM) | 2 | \$ 345 |
| UNKNOWN | 12 | \$ 8,684 |
| TOTAL BURGLARY | 37 | \$ 23,984 |
| LARCENY-THEFT | | |
| LARCENY BY VALUE (EX MOTOR VEHICLE) | | |
| \$200 AND OVER | 14 | \$ 16,637 |
| \$50 TO \$200 | 4 | \$ 303 |
| UNDER \$50 | 40 | \$ 81 |
| LARCENY BY TYPE | | |
| POCKET-PICKING | 3 | \$ 4,000 |
| PURSE-SNATCHING | 2 | \$ 700 |
| SHOPLIFTING | 11 | \$ 20 |
| FROM MOTOR VEHICLE | 2 | \$ 250 |
| MOTOR VEHICLE PARTS & ACCESSORIES | 5 | \$ 21 |
| BICYCLES | 1 | |
| FROM BUILDING(EX C&H) | 24 | \$ 10,124 |
| FROM COIN-OP MACHINES | 5 | \$ 176 |
| ALL OTHER | 5 | \$ 1,730 |
| TOTAL LARCENY | 58 | 58 \$ 17,021 \$ 17,021 |
| MOTOR VEHICLE THEFT | | |
| MOTOR VEHICLE THEFT | 13 | \$ 38,000 |
| STOLEN & RECOVERED LOCALLY | 3 | |
| STOLEN LOCALLY & RECOVERED OTHER JURIS. | | |
| TOTAL LOCALLY STOLEN MOTOR VEHICLES | 3 | |
| STOLEN OTHER JURIS. & RECOVERED LOCAL | | |
| TOTAL | 13 | \$ 38,000 |
| GRAND TOTAL | 109 | \$ 79,005 |

PROPERTY STOLEN / RECOVERED BY TYPE

| TYPE OF PROPERTY | VALUE OF PROPERTY STOLEN | VALUE OF PROPERTY RECOVERED |
|------------------------------|--------------------------|-----------------------------|
| CURRENCY, NOTES, ETC. | \$ 16,871 | |
| JEWELRY & PRECIOUS METALS | \$ 940 | |
| CLOTHING AND FURS | | |
| LOCALLY STOLEN MOTOR VEHICLE | \$ 31,365 | \$ 31,339 |
| OFFICE EQUIPMENT | | |
| TV, RADIOS, CAMERAS, ETC. | \$ 2,550 | |
| FIREARMS | \$ 4,500 | |
| HOUSEHOLD GOODS | \$ 2,300 | |
| CONSUMABLE GOODS | \$ 876 | |
| LIVESTOCK | | |
| MISCELLANEOUS | \$ 19,603 | |
| GRAND TOTAL | \$ 79,005 | \$ 31,339 |

AGE, SEX, AND RACE OF PERSON ARRESTED
18 YEARS OF AGE AND OVER

| OFFENSE | UCR | SEX | AGE | | | | | | | | | | | | | TOTAL | RACE | | | | | | | | | |
|------------------------------|-----|-----|-----|----|----|----|----|----|----|----|----|----|----|----|----|-------|------|----|-----|-----|-----|-----|-----|----|---|--|
| | | | 18 | 19 | 20 | 21 | 22 | 23 | 24 | 25 | 30 | 35 | 40 | 45 | 50 | | 55 | 60 | 65+ | WHT | BLK | IND | ASN | | | |
| MURDER | 01a | M | | | | | | | | | | | | | | | | | | | | | | | | |
| | | F | | | | | | | | | | | | | | | | | | | | | | | | |
| MANSLAUGHTER/NEG | 01b | M | | | | | | | | | | | | | | | | | | | | | | | | |
| | | F | | | | | | | | | | | | | | | | | | | | | | | | |
| FORCIBLE RAPE | 02 | M | | | | | | | | | | | | | | | | | | | | | | | | |
| | | F | | | | | | | | | | | | | | | | | | | | | | | | |
| ROBBERY | 03 | M | | | | | | | | | | | | | | | | | | | | | | | | |
| | | F | | | | | | | | | | | | | | | | | | | | | | | | |
| AGGRAVATED ASSAULT | 04 | M | 2 | 1 | 4 | | | 3 | 1 | 1 | | | | | | | | | | | | 12 | | 11 | 1 | |
| | | F | | | 2 | | | 2 | | 3 | | | 1 | | | | | | | | | 8 | | 8 | | |
| BURGLARY | 05 | M | 1 | | | | | 1 | | | | | | | | | | | | | | 2 | | 2 | | |
| | | F | | | | | | | | | | | | | | | | | | | | | | | | |
| LARCENY | 06 | M | | | | | | | | | | | | | | | | | | | | | | | | |
| | | F | | | | | | | | | | | | | | | | | | | | | | | | |
| MOTOR VEHICLE THEFT | 07 | M | | | | | | | | | | | | | 1 | | | | | | | 1 | | 1 | | |
| | | F | 1 | | | | | | | | | | | | | | | | | | | 1 | | 1 | | |
| OTHER ASSAULTS | 08 | M | 2 | 1 | 3 | 2 | 2 | 5 | 9 | 16 | 9 | 12 | 6 | 1 | 1 | 2 | 1 | | | | | 72 | 3 | 67 | 2 | |
| | | F | | 1 | 1 | 1 | 1 | 1 | 6 | 2 | | 1 | | | | | | | | | | 14 | | 14 | | |
| ARSON | 09 | M | | | | | | | | | | | 2 | | | | | | | | | 2 | | 2 | | |
| | | F | | | | | | | | | | | | | | | | | | | | | | | | |
| FORGERY | 10 | M | | | | | | | | | | | | | | | | | | | | | | | | |
| | | F | | | | | | | | | | | | | | | | | | | | | | | | |
| FRAUD | 11 | M | | | | | | | | | | | | | | | | | | | | | | | | |
| | | F | | | | | | | | | | | | | | | | | | | | | | | | |
| EMBEZZLEMENT | 12 | M | | | | | | | | | | | | | | | | | | | | | | | | |
| | | F | | | | | | | | | | | | | | | | | | | | | | | | |
| STOLEN PROP | 13 | M | | | | | | | | | | | | | | | | | | | | | | | | |
| | | F | | | | | | | | | | | | | | | | | | | | | | | | |
| VANDALISM | 14 | M | | | | | | | 1 | | 2 | 2 | 1 | | | | | | | | | 6 | | 6 | | |
| | | F | | | | | | | | | | 2 | | | 2 | | | | | | | 2 | | 2 | | |
| WEAPONS | 15 | M | 1 | | | | | | | | | | | 1 | | | | | | | 2 | | 2 | | | |
| | | F | | | | | | | | | | | | | | | | | | | | | | | | |
| PROSTITUTION | 16 | M | | | | | | | | | | | | | | | | | | | | | | | | |
| | | F | | | | | | | | | | | | | | | | | | | | | | | | |
| SEX OFFENSE | 17 | M | | | | | | | | | | | | | | | | | | | | | | | | |
| | | F | | | | | | | | | | | | | | | | | | | | | | | | |
| DRUG/SALE/MANUFACTURE | 180 | M | 1 | | | | | | | | 2 | | | | | | | | | | 3 | | 3 | | | |
| | | F | | | | | | | | | | | | | | | | | | | | | | | | |
| NARCOTICS | a | M | | | | | | | | | | | | | | | | | | | | | | | | |
| | | F | | | | | | | | | | | | | | | | | | | | | | | | |
| MARIJUANA | b | M | 1 | | | | | | | | 2 | | | | | | | | | | 3 | | 3 | | | |
| | | F | | | | | | | | | | | | | | | | | | | | | | | | |
| SYNTHETIC NARCOTICS | c | M | | | | | | | | | | | | | | | | | | | | | | | | |
| | | F | | | | | | | | | | | | | | | | | | | | | | | | |
| OTHER NON-NARCOTICS | d | M | | | | | | | | | | | | | | | | | | | | | | | | |
| | | F | | | | | | | | | | | | | | | | | | | | | | | | |
| DRUG/POSSESSION | 185 | M | 1 | 1 | 1 | | 2 | 2 | 3 | 2 | | | | | | | | | | 12 | 1 | 11 | | | | |
| | | F | 2 | | | | | | | | | | | | | | | | | | 2 | | 2 | | | |
| NARCOTICS | e | M | | | | | | | | | 1 | | | | | | | | | | 1 | 1 | | | | |
| | | F | | | | | | | | | | | | | | | | | | | | | | | | |
| MARIJUANA | f | M | 1 | 1 | 1 | | 2 | 2 | 3 | 1 | | | | | | | | | | 11 | | 11 | | | | |
| | | F | 2 | | | | | | | | | | | | | | | | | | 2 | | 2 | | | |
| SYNTHETIC NARCOTICS | g | M | | | | | | | | | | | | | | | | | | | | | | | | |
| | | F | | | | | | | | | | | | | | | | | | | | | | | | |
| OTHER NON-NARCOTICS | h | M | | | | | | | | | | | | | | | | | | | | | | | | |
| | | F | | | | | | | | | | | | | | | | | | | | | | | | |

AGE, SEX, AND RACE OF PERSON ARRESTED
18 YEARS OF AGE AND OVER

| OFFENSE | UCR X | S E X | AGE | | | | | | | | | | | | | TOTAL | RACE | | | | | | | | | | |
|--------------------|-------|-------------|-----------|-----------|----------|-----------|-----------|-----------|-----------|-----------|-----------|-----------|-----------|-----------|----------|----------|----------|----|-----|-----|-----|------------|-----------|----------|------------|----------|----|
| | | | 18 | 19 | 20 | 21 | 22 | 23 | 24 | 25 | 30 | 35 | 40 | 45 | 50 | | 55 | 60 | 65+ | WHT | BLK | IND | ASN | | | | |
| GAMBLING | 19 | M | | | | | | | | | | | | | | | | | | | | | | | | | |
| | | F | | | | | | | | | | | | | | | | | | | | | | | | | |
| BOOKMAKING | a | M | | | | | | | | | | | | | | | | | | | | | | | | | |
| | | F | | | | | | | | | | | | | | | | | | | | | | | | | |
| NUMBERS | b | M | | | | | | | | | | | | | | | | | | | | | | | | | |
| | | F | | | | | | | | | | | | | | | | | | | | | | | | | |
| OTHER GAMBLING | c | M | | | | | | | | | | | | | | | | | | | | | | | | | |
| | | F | | | | | | | | | | | | | | | | | | | | | | | | | |
| FAMILY/CHILD | 20 | M | | | | | | | 1 | 2 | | | | | | | | | | | | | 3 | | | 3 | |
| | | F | | | | | | | | | | | | | | | | | | | | | | | | | |
| DWI | 21 | M | | 1 | 2 | 1 | 2 | 3 | 3 | 3 | 4 | 6 | 4 | 3 | 2 | | | | | | | | 34 | 5 | 1 | 27 | 1 |
| | | F | | 1 | 1 | | 1 | 1 | 5 | 2 | 2 | | | | 1 | | | | | | | | | 14 | | | 14 |
| LIQUOR LAWS | 22 | M | | | | | | | 3 | 1 | | | | | | | | | | | | | 4 | | | 4 | |
| | | F | | | | | | | | | | | | | | | | | | | | | | | | | |
| DRUNKENNESS | 23 | M | 1 | | | 3 | 1 | 1 | 4 | 3 | 1 | 3 | 3 | | | | | | | | | | 20 | | | 20 | |
| | | F | | | | 3 | 1 | | 2 | 1 | 2 | | | | | | | | | | | | | 9 | | | 9 |
| DISORDERLY CONDUCT | 24 | M | | | | | | | 2 | 2 | | | | | | | | | | | | | 4 | | | 4 | |
| | | F | | | | | | | | | | | | | | | | | | | | | | | | | |
| VAGRANCY | 25 | M | | | | | | | | | | | | | | | | | | | | | | | | | |
| | | F | | | | | | | | | | | | | | | | | | | | | | | | | |
| ALL OTHER | 26 | M | 2 | 1 | 1 | | 3 | 4 | 4 | 16 | 2 | 8 | 6 | 2 | | 2 | | | | | | | 51 | 1 | | 50 | |
| | | F | 1 | 6 | | 1 | | | | 2 | 3 | 1 | | | | | | | | | | | | 14 | | | 14 |
| SUSPICION | 27 | M | | | | | | | | | | | | | | | | | | | | | | | | | |
| | | F | | | | | | | | | | | | | | | | | | | | | | | | | |
| TOTAL BY SEX | | M | 9 | 6 | 7 | 7 | 11 | 13 | 19 | 50 | 23 | 35 | 24 | 13 | 4 | 4 | 3 | | | | | | 228 | 10 | 1 | 213 | 4 |
| | | F | 1 | 10 | 2 | 6 | 3 | 1 | 2 | 9 | 12 | 5 | 5 | 4 | | 3 | 1 | | | | | | | 64 | | | 64 |
| GRAND TOTAL | | | 10 | 16 | 9 | 13 | 14 | 14 | 21 | 59 | 35 | 40 | 29 | 17 | 4 | 7 | 4 | | | | | 292 | 10 | 1 | 277 | 4 | |

AGE, SEX, AND RACE OF PERSON ARRESTED
UNDER 18 YEARS OF AGE

| OFFENSE | UCR | SEX | AGE | | | | | TOTAL UNDER 18 | RACE | | | |
|------------------------------|-----|-----|-----------|-------|-------|----|----|----------------------|------|-----|-----|-----|
| | | | UND 10 | 10-12 | 13-14 | 15 | 16 | | 17 | WHT | BLK | IND |
| MURDER | 01a | M | | | | | | | | | | |
| | | F | | | | | | | | | | |
| MANSLAUGHTER | 01b | M | | | | | | | | | | |
| | | F | | | | | | | | | | |
| FORCIBLE RAPE | 02 | M | | | | | | | | | | |
| | | F | | | | | | | | | | |
| ROBBERY | 03 | M | | | | | | | | | | |
| | | F | | | | | | | | | | |
| AGGRAVATED ASSAULT | 04 | M | | | | | | | | | | |
| | | F | | | | | | 1 | 1 | | 1 | |
| BURGLARY | 05 | M | 1 | 3 | 1 | 5 | 2 | 12 | | | 12 | |
| | | F | | | 1 | | | | 1 | | 1 | |
| LARCENY | 06 | M | | | 1 | 1 | | 3 | 5 | | 5 | |
| | | F | | | | | 1 | 1 | 2 | | 2 | |
| MOTOR THEFT | 07 | M | | 1 | | | | | 1 | | 1 | |
| | | F | | | | | | | | | | |
| OTHER ASSAULTS | 08 | M | | | 3 | | 2 | 1 | 6 | | 6 | |
| | | F | | | 1 | 1 | | | 2 | | 2 | |
| ARSON | 09 | M | | | | | | | | | | |
| | | F | | | | | | | | | | |
| FORGERY | 10 | M | | | | | | | | | | |
| | | F | | | | | | | | | | |
| FRAUD | 11 | M | | | | | | | | | | |
| | | F | | | | | | | | | | |
| EMBEZZLEMENT | 12 | M | | | | | | | | | | |
| | | F | | | | | | | | | | |
| STOLEN PROPERTY | 13 | M | | | | | | | | | | |
| | | F | | | | | | | | | | |
| VANDALISM | 14 | M | 6 | 1 | 1 | 1 | 3 | 12 | | | 12 | |
| | | F | | | | 1 | | 1 | 2 | | 2 | |
| WEAPONS | 15 | M | | | | | | | | | | |
| | | F | | | | | | | | | | |
| PROSTITUTION | 16 | M | | | | | | | | | | |
| | | F | | | | | | | | | | |
| SEX OFFENSES | 17 | M | | | | | | | | | | |
| | | F | | | | | | | | | | |
| DRUG/SALE/MANUFACTURE | 180 | M | | | | | | | | | | |
| | | F | | | | | | | | | | |
| NARCOTICS | a | M | | | | | | | | | | |
| | | F | | | | | | | | | | |
| MARIJUANA | b | M | | | | | | | | | | |
| | | F | | | | | | | | | | |
| SYNTHETIC NARCOTICS | c | M | | | | | | | | | | |
| | | F | | | | | | | | | | |
| OTHER NON-NARCOTICS | d | M | | | | | | | | | | |
| | | F | | | | | | | | | | |

AGE, SEX, AND RACE OF PERSON ARRESTED
UNDER 18 YEARS OF AGE

| OFFENSE | UCR | SEX | AGE | | | | | TOTAL UNDER 18 | RACE | | | | |
|-------------------------|-----|-----|----------|----------|-----------|-----------|-----------|----------------|-----------|----------|-----|-----------|----------|
| | | | UND 10 | 10-12 | 13-14 | 15 | 16 | | 17 | WHT | BLK | IND | ASN |
| DRUGS/POSSESSION | 185 | M | | | 1 | | | | 1 | | | 1 | |
| | | F | | | | | | | | | | | |
| NARCOTICS | e | M | | | | | | | | | | | |
| | | F | | | | | | | | | | | |
| MARIJUANA | f | M | | | 1 | | | | 1 | | | 1 | |
| | | F | | | | | | | | | | | |
| SYNTHETIC NARCOTICS | g | M | | | | | | | | | | | |
| | | F | | | | | | | | | | | |
| OTHER NON-NARCOTICS | h | M | | | | | | | | | | | |
| | | F | | | | | | | | | | | |
| GAMBLING | 19 | M | | | | | | | | | | | |
| | | F | | | | | | | | | | | |
| BOOKMAKING | a | M | | | | | | | | | | | |
| | | F | | | | | | | | | | | |
| NUMBERS | b | M | | | | | | | | | | | |
| | | F | | | | | | | | | | | |
| OTHER GAMBLING | c | M | | | | | | | | | | | |
| | | F | | | | | | | | | | | |
| FAMILY/CHILD | 20 | M | | | | | | | | | | | |
| | | F | | | | | | | | | | | |
| DRIVING INFLUENCE | 21 | M | | | | 1 | 1 | 1 | 3 | | | 3 | |
| | | F | | | | | | | | | | | |
| LIQUOR LAWS | 22 | M | | | | | 1 | | 1 | 1 | | | |
| | | F | | | | | | | | | | | |
| DRUNKENNESS | 23 | M | | | | | | | | | | | |
| | | F | | | | | | 1 | 1 | | | 1 | |
| DISORDERLY CONDUCT | 24 | M | | | | | | | | | | | |
| | | F | | | | | | | | | | | |
| VAGRANCY | 25 | M | | | | | | | | | | | |
| | | F | | | | | | | | | | | |
| ALL OTHER | 26 | M | | 2 | 1 | | 2 | 2 | 7 | | | 6 | 1 |
| | | F | | | | | | 1 | 1 | | | 1 | |
| CURFEW | 28 | M | | | | | | | | | | | |
| | | F | | | | | | | | | | | |
| RUN-AWAYS | 29 | M | | | | | | | | | | | |
| | | F | | | | | | | | | | | |
| TOTAL BY SEX | | M | 7 | 7 | 8 | 8 | 11 | 7 | 48 | 1 | | 46 | 1 |
| | | F | | | 2 | 2 | 1 | 5 | 10 | | | 10 | |
| GRAND TOTAL | | | 7 | 7 | 10 | 10 | 12 | 12 | 58 | 1 | | 56 | 1 |

ARSON OFFENSES KNOWN TO LAW ENFORCEMENT

| 1 PROPERTY CLASSIFICATION | 2 Offenses Report/ Known (Include Unfounded and Attempts) | 3 Unfounded, i.e. False/Baseless Complaints | 4 Actual Offenses (Col. 2-Col. 3 (+ Attempts) | 5 Total Cleared by Arrest or Except. Means (+Column 6) | 6 Number of Clearances Involving Only Persons Under 18 Yrs. of Age | 7 Normally Unused Structures | 8 Estd Value of Property Damage |
|--------------------------------|---|--|---|--|---|---------------------------------------|---|
| STRUCTURE | | | | | | | |
| A. SINGLE OCCUPANT RESIDENT | | | | | | | |
| B. OTHER RESIDENTIAL | | | | | | | |
| C. STORAGE | | | | | | | |
| D. INDUSTRIAL/MANUFACTURE | | | | | | | |
| | 1 | | 1 | | | 1 | |
| E. OTHER COMMERCIAL | | | | | | | |
| F. COMMUNITY/PUBLIC | | | | | | | |
| G. ALL OTHER STRUCTURES | | | | | | | |
| TOTAL | | | | | | | |
| | 1 | | 1 | | | 1 | \$ - |
| MOBILE | | | | | | | |
| H. MOTOR VEHICLES | | | | | | | |
| | 1 | | 1 | | | | |
| I. OTHER MOBILE PROPERTY | | | | | | | |
| TOTAL | | | | | | | |
| | 1 | | 1 | | | | \$ - |
| OTHER | | | | | | | |
| J. CROPS, TIMBER, FENCES, ETC. | | | | | | | |
| TOTAL | | | | | | | |
| | | | | | | | \$ - |
| GRAND TOTAL | | | | | | | |
| | 2 | | 2 | | | 1 | \$ - |

LAW ENFORCEMENT OFFICERS KILLED OR ASSAULTED

| TYPE OF ACTIVITY | TOTAL ASSAULTS BY WEAPON | TYPE OF WEAPON | | | | | TYPE OF ASSIGNMENT | | | | | | POLICE ASSAULT CLEARED |
|-------------------------------|--------------------------|----------------|-----------------------|---------------------|------------------|-------------|--------------------|--------|----------------|--------|-------|--------|------------------------|
| | | FIRE ARM | KNIFE OTHER CUT INSTR | OTHER DANGER WEAPON | HANDS FISTS FEET | TWO MAN VEH | ONE MAN VEHICLE | | SPECIAL ASSIGN | | OTHER | | |
| | | | | | | | ALONE | ASSIST | ALONE | ASSIST | ALONE | ASSIST | |
| A | B | C | D | E | F | G | H | I | J | K | L | M | |
| 1. RESPOND DISTURBANCE CALL | 1 | | | | 1 | 1 | | | | | | | |
| 2. BURGLARY IN PROGRESS | | | | | | | | | | | | | |
| 3. ROBBERY IN PROGRESS | | | | | | | | | | | | | |
| 4. ATTEMPT OTHER ARREST | | | | | | | | | | | | | |
| 5. CIVIL DISORDER | | | | | | | | | | | | | |
| 6. HANDLE/TRANSPORT PRISONER | | | | | | | | | | | | | |
| 7. INVESTIGATE SUS PERSON/CIR | | | | | | | | | | | | | |
| 8. AMBUSH - NO WARNING | | | | | | | | | | | | | |
| 9. MENTALLY DERANGED | | | | | | | | | | | | | |
| 10. TRAFFIC PURSUIT/STOPS | | | | | | | | | | | | | |
| 11. ALL OTHER | | | | | | | | | | | | | |
| 12. TOTAL (1-11) | 1 | | | | 1 | 1 | | | | | | | |
| 13. NUMBER WITH INJURY | 1 | | | | 1 | | | | | | | | |
| 14. NUMBER WITHOUT INJURY | | | | | | | | | | | | | |
| 15. TIME OF ASSAULTS | 12 AM | 2 AM | 4 AM | 6 AM | 8 AM | 10 AM | NOON | 2 PM | 4 PM | 6 PM | 8 PM | 10 PM | UNK |
| | | | | | | | | | | 1 | | | |

THIS PAGE INTENTIONALLY LEFT BLANK

OFFENSES KNOWN TO LAW ENFORCEMENT

| CLASSIFICATION OF OFFENSES | OFFENSES REPORTED OR KNOWN | UNFOUNDED FALSE OR BASELESS | NUMBER OF ACTUAL OFFENSES | ** OFFENSES CLEARED ** BY ARREST OR EXCEPTION | | | |
|-------------------------------|----------------------------|-----------------------------|---------------------------|--|----------------|------------|------------|
| | | | | TOTAL | JUVENILES ONLY | | |
| CRIMINAL HOMICIDE | | | | | | | |
| MURDER/NONNEG MANSLAUGHTER | | | | | | | |
| MANSLAUGHTER BY NEGLIGENCE | | | | | | | |
| TOTAL | | | | | | | |
| FORCIBLE RAPE | | | | | | | |
| RAPE BY FORCE | 2 | 1 | 1 | | | | |
| ATTEMPTED FORCIBLE RAPE | | | | | | | |
| TOTAL | 2 | 1 | 1 | | | | |
| ROBBERY | | | | | | | |
| FIREARM | | | | | | | |
| KNIFE/CUTTING INSTRUMENT | | | | | | | |
| OTHER DANGEROUS WEAPON | | | | | | | |
| STRONG-ARM (HANDS, FISTS) | 3 | | 3 | 1 | | | |
| TOTAL | 3 | | 3 | 1 | | | |
| ASSAULT | | | | | | | |
| FIREARM | 1 | | 1 | 1 | | | |
| KNIFE OR CUTTING INSTRUMENT | 7 | | 7 | 7 | | | |
| OTHER DANGEROUS WEAPON | 8 | | 8 | 8 | | | |
| HANDS, FIST, FEET, AGGRAVATED | 42 | 3 | 39 | 37 | | | |
| OTHER ASSAULTS - SIMPLE | 62 | 6 | 56 | 43 | | | |
| TOTAL | 120 | 9 | 111 | 96 | | | |
| BURGLARY | | | | | | | |
| FORCIBLE ENTRY | 18 | 2 | 16 | 2 | | | |
| UNLAWFUL ENTRY - NO FORCE | 14 | | 14 | 1 | | | |
| ATTEMPTED FORCIBLE ENTRY | 2 | | 2 | | | | |
| TOTAL | 34 | 2 | 32 | 3 | | | |
| LARCENY-THEFT | | | | | | | |
| THEFT (EX MOTOR VEHICLE) | 285 | 23 | 262 | 78 | | | |
| TOTAL | 285 | 23 | 262 | 78 | | | |
| MOTOR VEHICLE THEFT | | | | | | | |
| AUTOS | 13 | 6 | 7 | 4 | | | |
| TRUCKS AND BUSES | 3 | | 3 | 3 | | | |
| OTHER VEHICLES | | | | 1 | | | |
| TOTAL | 16 | 6 | 10 | 8 | | | |
| GRAND TOTAL | | | | 460 | 41 | 419 | 186 |

PROPERTY STOLEN BY CLASSIFICATION

| CLASSIFICATION OF OFFENSES | NUMBER ACTUAL OFFENSES | VALUE OF PROPERTY STOLEN | |
|---|------------------------------|--------------------------|----------------|
| MURDER/NONNEG MANSLAUGHTER | | \$ | - |
| FORCIBLE RAPE | 1 | \$ | - |
| ROBBERY | | | |
| HIGHWAY (STREET, ALLEYS, ETC.) | 1 | \$ | 100 |
| COMMERCIAL HOUSE | 1 | \$ | 166 |
| GAS OR SERVICE STATION | | | |
| CONVENIENCE STORE | | | |
| RESIDENCE | | | |
| BANK | | | |
| MISCELLANEOUS | 1 | | |
| TOTAL ROBBERY | 3 | \$ | 266 |
| BURGLARY | | | |
| RESIDENCE (DWELLING) | | | |
| NIGHT (6PM-6AM) | 4 | \$ | 1,582 |
| DAY (6AM-6PM) | 6 | \$ | 500 |
| UNKNOWN | 1 | \$ | 812 |
| NON-RESIDENCE (STORE ETC.) | | | |
| NIGHT (6PM-6AM) | 3 | \$ | 145 |
| DAY (6AM-6PM) | 14 | \$ | 13,455 |
| UNKNOWN | | | |
| TOTAL BURGLARY | 28 | \$ | 16,494 |
| LARCENY-THEFT | | | |
| LARCENY BY VALUE (EX MOTOR VEHICLE) | | | |
| \$200 AND OVER | 77 | \$ | 65,570 |
| \$50 TO \$200 | 52 | \$ | 5,387 |
| UNDER \$50 | 134 | \$ | 896 |
| LARCENY BY TYPE | | | |
| POCKET-PICKING | 4 | \$ | 205 |
| PURSE-SNATCHING | | | |
| SHOPLIFTING | 45 | \$ | 2,861 |
| FROM MOTOR VEHICLE | 46 | \$ | 9,932 |
| MOTOR VEHICLE PARTS & ACCESSORIES | 2 | \$ | 1,967 |
| BICYCLES | 18 | \$ | 2,990 |
| FROM BUILDING(EX C&H) | 71 | \$ | 42,855 |
| FROM COIN-OP MACHINES | 1 | | |
| ALL OTHER | 76 | \$ | 11,043 |
| TOTAL LARCENY | 263 | 263 \$ | 71,853 \$ |
| MOTOR VEHICLE THEFT | | | |
| MOTOR VEHICLE THEFT | 10 | \$ | 19,950 |
| STOLEN & RECOVERED LOCALLY | 2 | | |
| STOLEN LOCALLY & RECOVERED OTHER JURIS. | | | |
| TOTAL LOCALLY STOLEN MOTOR VEHICLES | 2 | | |
| STOLEN OTHER JURIS. & RECOVERED LOCAL | | | |
| TOTAL | 10 | \$ | 19,950 |
| GRAND TOTAL | 305 | \$ | 108,563 |

PROPERTY STOLEN / RECOVERED BY TYPE

| TYPE OF PROPERTY | VALUE OF PROPERTY STOLEN | VALUE OF PROPERTY RECOVERED |
|------------------------------|--------------------------|-----------------------------|
| CURRENCY, NOTES, ETC. | \$ 10,210 | \$ 210 |
| JEWELRY & PRECIOUS METALS | \$ 555 | |
| CLOTHING AND FURS | | |
| LOCALLY STOLEN MOTOR VEHICLE | \$ 19,950 | |
| OFFICE EQUIPMENT | \$ 700 | |
| TV, RADIOS, CAMERAS, ETC. | | |
| FIREARMS | | |
| HOUSEHOLD GOODS | | |
| CONSUMABLE GOODS | | |
| LIVESTOCK | | |
| MISCELLANEOUS | \$ 77,148 | \$ 5,338 |
| GRAND TOTAL | \$ 108,563 | \$ 5,548 |

AGE, SEX, AND RACE OF PERSON ARRESTED
18 YEARS OF AGE AND OVER

| OFFENSE | UCR | SEX | AGE | | | | | | | | | | | | | TOTAL | RACE | | | | | | | | | |
|-----------------------|-----|-----|-----|----|----|----|----|----|----|----|----|----|----|----|----|-------|------|----|-----|-----|-----|-----|-----|----|---|-----|
| | | | 18 | 19 | 20 | 21 | 22 | 23 | 24 | 25 | 30 | 35 | 40 | 45 | 50 | | 55 | 60 | 65+ | WHT | BLK | IND | ASN | | | |
| | | | X | | | | | | | | | | | | | | | | | | | | | | | |
| MURDER | 01a | M | | | | | | | | | | | | | | | | | | | | | | | | |
| | | F | | | | | | | | | | | | | | | | | | | | | | | | |
| MANSLAUGHTER/NEG | 01b | M | | | | | | | | | | | | | | | | | | | | | | | | |
| | | F | | | | | | | | | | | | | | | | | | | | | | | | |
| FORCIBLE RAPE | 02 | M | | | | | | | | | | | | | | | | | | | | | | | | |
| | | F | | | | | | | | | | | | | | | | | | | | | | | | |
| ROBBERY | 03 | M | | | | | | | | | | | | | | 1 | 1 | | | | | | 2 | | | 2 |
| | | F | | | | | | | | | | | | | | | 1 | | | | | | 1 | | | 1 |
| AGGRAVATED ASSAULT | 04 | M | 2 | | | 3 | | 3 | | 6 | 4 | 2 | 4 | | 1 | | 1 | | | | | | 26 | 23 | 1 | 2 |
| | | F | 3 | 1 | 1 | | | | | 1 | 4 | 2 | 1 | | | | | | | | | | 13 | 7 | | 5 1 |
| BURGLARY | 05 | M | 4 | | | | | | | | | | | | | | | | | | | | 4 | 4 | | |
| | | F | 1 | | | | | | | | | | | | | | | | | | | | 1 | 1 | | |
| LARCENY | 06 | M | 11 | 8 | 3 | 1 | 1 | 2 | 1 | 3 | 2 | | 1 | | 1 | | | | | | | | 34 | 29 | 1 | 4 |
| | | F | 1 | | 1 | 1 | | 1 | 1 | 3 | | | 1 | 1 | | | | | | | | | 10 | 10 | | |
| MOTOR VEHICLE THEFT | 07 | M | 1 | | | | | | | 1 | 1 | | | | | | | | | | | | 3 | 2 | | 1 |
| | | F | | | | | | | | | | | | | | | | | | | | | | | | |
| OTHER ASSAULTS | 08 | M | 2 | 6 | 1 | | | 6 | 1 | 7 | 2 | 3 | 1 | 1 | 2 | 1 | | | | | | | 33 | 28 | 1 | 3 1 |
| | | F | 1 | | | | | 1 | | | | 1 | | | | | | | | | | 1 | 4 | 3 | | 1 |
| ARSON | 09 | M | | | | | | | | | 1 | | | | | | | | | | | | 1 | 1 | | |
| | | F | | | | | | | | | | | | | | | | | | | | | | | | |
| FORGERY | 10 | M | | | | | | | | 1 | | | | | 1 | | | | | | | | 2 | 2 | | |
| | | F | | | | | | | | | | 1 | | | | | | | | | | | 1 | 1 | | |
| FRAUD | 11 | M | 1 | 1 | | | 1 | | 1 | 2 | | | 1 | | 1 | | | | | | | | 8 | 7 | | 1 |
| | | F | | | | | | | | | | | 1 | | | | | | | | | | 1 | 1 | | |
| EMBEZZLEMENT | 12 | M | | | | | | | | | | | | | | | | | | | | | | | | |
| | | F | | | | | | | | | | | | | | | | | | | | | | | | |
| STOLEN PROP | 13 | M | | 1 | | | | | | | 2 | | | | | | | | | | | | 3 | 3 | | |
| | | F | | | | | | | | | | | | | | | | | | | | | | | | |
| VANDALISM | 14 | M | 5 | 3 | 1 | | | 3 | 2 | | 1 | 2 | | | 1 | | | | | | | | 18 | 13 | 1 | 1 3 |
| | | F | 2 | | | | | | | | | | 1 | 1 | | | | | | | | | 4 | 3 | | 1 |
| WEAPONS | 15 | M | | | | | | 1 | 1 | | | | 2 | | 1 | | | | | | | | 5 | 4 | | 1 |
| | | F | | | | | | | 1 | | | | | | | | | | | | | | 1 | 1 | | |
| PROSTITUTION | 16 | M | | | | | | | | | | | | | | | | | | | | | | | | |
| | | F | | | | | | | | | | | | | | | | | | | | | | | | |
| SEX OFFENSE | 17 | M | | | | | | | | | | | 1 | | | | | | | | | | 1 | 1 | | |
| | | F | | | | | | | | | | | | | | | | | | | | | | | | |
| DRUG/SALE/MANUFACTURE | 180 | M | | 1 | | | | | | 2 | 1 | 1 | | | | | | | | | | | 5 | 4 | | 1 |
| | | F | | | | 1 | | | | 2 | 1 | | | | | | | | | | | | 4 | 2 | 1 | 1 |
| NARCOTICS | a | M | | | | | | | | 1 | 1 | 1 | | | | | | | | | | | 3 | 2 | | 1 |
| | | F | | | | | | | | 1 | | | | | | | | | | | | | 1 | 1 | | |
| MARIJUANA | b | M | | 1 | | | | | | | | | | | | | | | | | | | 1 | 1 | | |
| | | F | | | | 1 | | | | 1 | 1 | | | | | | | | | | | | 3 | 1 | 1 | 1 |
| SYNTHETIC NARCOTICS | c | M | | | | | | | | 1 | | | | | | | | | | | | | 1 | 1 | | |
| | | F | | | | | | | | | | | | | | | | | | | | | | | | |
| OTHER NON-NARCOTICS | d | M | | | | | | | | | | | | | | | | | | | | | | | | |
| | | F | | | | | | | | | | | | | | | | | | | | | | | | |
| DRUG/POSSESSION | 185 | M | 2 | 2 | | | 1 | 1 | 3 | 3 | 1 | 4 | 1 | 1 | | | | | | | | | 19 | 18 | | 1 |
| | | F | 2 | | 1 | | | 1 | 1 | | | | 1 | | | | | | | | | 1 | 7 | 6 | | 1 |
| NARCOTICS | e | M | | | | | | | | 1 | | 1 | 2 | | | | | | | | | | 4 | 3 | | 1 |
| | | F | | | | | | | | | | 1 | | | | | | | | | | 1 | 2 | 2 | | |
| MARIJUANA | f | M | 1 | 2 | | | | 1 | | 2 | 2 | | 2 | 1 | 1 | | | | | | | | 12 | 12 | | |
| | | F | 2 | | 1 | | | | 1 | | | | | | | | | | | | | | 4 | 4 | | |
| SYNTHETIC NARCOTICS | g | M | 1 | | | | | | 1 | | 1 | | | | | | | | | | | | 3 | 3 | | |
| | | F | | | | | | | 1 | | | | | | | | | | | | | | 1 | | | 1 |
| OTHER NON-NARCOTICS | h | M | | | | | | | | | | | | | | | | | | | | | | | | |
| | | F | | | | | | | | | | | | | | | | | | | | | | | | |

AGE, SEX, AND RACE OF PERSON ARRESTED
18 YEARS OF AGE AND OVER

| OFFENSE | UCR | SEX | AGE | | | | | | | | | | | | | | TOTAL | RACE | | | | | | | |
|--------------------|-----|-----|-----------|-----------|-----------|-----------|-----------|-----------|-----------|-----------|-----------|-----------|-----------|-----------|-----------|-----------|-----------|----------|-----|------------|------------|-----------|-----------|-----------|--|
| | | | | | | | | | | | | | | | | | | WHT | BLK | IND | ASN | | | | |
| | | | 18 | 19 | 20 | 21 | 22 | 23 | 24 | 25 | 30 | 35 | 40 | 45 | 50 | 55 | | | | | | 60 | 65+ | | |
| GAMBLING | 19 | M | | | | | | | | | | | | | | | | | | | | | | | |
| | | F | | | | | | | | | | | | | | | | | | | | | | | |
| BOOKMAKING | a | M | | | | | | | | | | | | | | | | | | | | | | | |
| | | F | | | | | | | | | | | | | | | | | | | | | | | |
| NUMBERS | b | M | | | | | | | | | | | | | | | | | | | | | | | |
| | | F | | | | | | | | | | | | | | | | | | | | | | | |
| OTHER GAMBLING | c | M | | | | | | | | | | | | | | | | | | | | | | | |
| | | F | | | | | | | | | | | | | | | | | | | | | | | |
| FAMILY/CHILD | 20 | M | | | 1 | 1 | | 1 | | | | | | | | | | | | | 3 | 2 | | 1 | |
| | | F | | | 1 | | 2 | 1 | | | | | | | | | | | | | 4 | 4 | | | |
| DWI | 21 | M | 3 | 2 | 1 | 3 | 5 | 6 | 1 | 17 | 12 | 8 | 9 | 6 | 3 | 4 | 2 | 1 | | | 83 | 73 | | 10 | |
| | | F | | | | | | | | 6 | 3 | 4 | 1 | 2 | | 1 | | | | 17 | 10 | | 6 | 1 | |
| LIQUOR LAWS | 22 | M | 3 | 4 | 5 | | | 1 | | | | | | | | | | | | 13 | 12 | | 1 | | |
| | | F | 2 | 1 | 1 | | | | | | | | | | | | | | | 4 | 4 | | | | |
| DRUNKENNESS | 23 | M | | | | | | | | | | | | | | | | | | | | | | | |
| | | F | | | | | | | | | | | | | | | | | | | | | | | |
| DISORDERLY CONDUCT | 24 | M | | 1 | 1 | 1 | | 5 | 1 | 1 | | | | | | | | | | 10 | 8 | | 2 | | |
| | | F | 1 | 1 | 1 | 1 | | 3 | 2 | | 2 | | | | | | | | | 11 | 6 | | 5 | | |
| VAGRANCY | 25 | M | | | | | | | | | | | | | | | | | | | | | | | |
| | | F | | | | | | | | | | | | | | | | | | | | | | | |
| ALL OTHER | 26 | M | 20 | 26 | 13 | 15 | 12 | 23 | 3 | 24 | 25 | 23 | 26 | 16 | 10 | 8 | 1 | 4 | | 249 | 227 | 7 | 13 | 2 | |
| | | F | 5 | 4 | 6 | 4 | 4 | 1 | 1 | 6 | 5 | 7 | 12 | 5 | 4 | 1 | 5 | 1 | | 71 | 52 | 2 | 17 | | |
| SUSPICION | 27 | M | | | | | | | | | | | | | | | | | | | | | | | |
| | | F | | | | | | | | | | | | | | | | | | | | | | | |
| TOTAL BY SEX | | M | 54 | 55 | 25 | 24 | 24 | 44 | 8 | 74 | 55 | 39 | 50 | 26 | 21 | 13 | 4 | 5 | | 521 | 460 | 11 | 40 | 10 | |
| | | F | 18 | 7 | 12 | 7 | 4 | 4 | 8 | 22 | 14 | 17 | 17 | 8 | 7 | 1 | 7 | 2 | | 155 | 112 | 3 | 37 | 3 | |
| GRAND TOTAL | | | 72 | 62 | 37 | 31 | 28 | 48 | 16 | 96 | 69 | 56 | 67 | 34 | 28 | 14 | 11 | 7 | | 676 | 572 | 14 | 77 | 13 | |

AGE, SEX, AND RACE OF PERSON ARRESTED
UNDER 18 YEARS OF AGE

| OFFENSE | UCR | SEX | AGE | | | | | | TOTAL UNDER 18 | RACE | | | |
|-------------------------|-----|-----|----------|-----------|-----------|-----------|-----------|-----------|----------------|------------|----------|-----------|-----|
| | | | UND 10 | 10-12 | 13-14 | 15 | 16 | 17 | | WHT | BLK | IND | ASN |
| DRUGS/POSSESSION | 185 | M | | | 5 | 2 | 1 | 1 | 9 | 9 | | | |
| | | F | | 1 | 3 | | 1 | 1 | 6 | 6 | | | |
| NARCOTICS | e | M | | | | | | | | | | | |
| | | F | | | | | | | | | | | |
| MARIJUANA | f | M | | | 5 | 2 | 1 | 1 | 9 | 9 | | | |
| | | F | | 1 | 3 | | 1 | 1 | 6 | 6 | | | |
| SYNTHETIC NARCOTICS | g | M | | | | | | | | | | | |
| | | F | | | | | | | | | | | |
| OTHER NON-NARCOTICS | h | M | | | | | | | | | | | |
| | | F | | | | | | | | | | | |
| GAMBLING | 19 | M | | | | | | | | | | | |
| | | F | | | | | | | | | | | |
| BOOKMAKING | a | M | | | | | | | | | | | |
| | | F | | | | | | | | | | | |
| NUMBERS | b | M | | | | | | | | | | | |
| | | F | | | | | | | | | | | |
| OTHER GAMBLING | c | M | | | | | | | | | | | |
| | | F | | | | | | | | | | | |
| FAMILY/CHILD | 20 | M | | | | | | | | | | | |
| | | F | | | | | | | | | | | |
| DRIVING INFLUENCE | 21 | M | | | | | | 1 | 1 | 1 | | | |
| | | F | | | | | | 1 | 1 | 2 | | | 2 |
| LIQUOR LAWS | 22 | M | | | 1 | 1 | 3 | 6 | 11 | 10 | | 1 | |
| | | F | | | | | 1 | 1 | 2 | 2 | | | |
| DRUNKENNESS | 23 | M | | | | | | | | | | | |
| | | F | | | | | | | | | | | |
| DISORDERLY CONDUCT | 24 | M | | | | 1 | | 1 | 2 | 1 | | 1 | |
| | | F | | | | | | | | | | | |
| VAGRANCY | 25 | M | | | | | | | | | | | |
| | | F | | | | | | | | | | | |
| ALL OTHER | 26 | M | 2 | 1 | 5 | 2 | 6 | 11 | 27 | 25 | | 2 | |
| | | F | | | | 4 | | 4 | 8 | 5 | 1 | 2 | |
| CURFEW | 28 | M | | | | | | | | | | | |
| | | F | | | | | | | | | | | |
| RUN-AWAYS | 29 | M | | | | | | | | | | | |
| | | F | | | | | | | | | | | |
| TOTAL BY SEX | | M | 5 | 8 | 38 | 20 | 23 | 51 | 145 | 122 | 8 | 15 | |
| | | F | | 6 | 12 | 9 | 6 | 11 | 44 | 40 | 1 | 3 | |
| GRAND TOTAL | | | 5 | 14 | 50 | 29 | 29 | 62 | 189 | 162 | 9 | 18 | |

ARSON OFFENSES KNOWN TO LAW ENFORCEMENT

| 1 PROPERTY CLASSIFICATION | 2 Offenses Report/ Known (Include Unfounded and Attempts) | 3 Unfounded, i.e. False/Baseless Complaints | 4 Actual Offenses (Col. 2-Col. 3 (+ Attempts)) | 5 Total Cleared by Arrest or Except. Means (+Column 6) | 6 Number of Clearances Involving Only Persons Under 18 Yrs. of Age | 7 Normally Unused Structures | 8 Estd Value of Property Damage |
|--------------------------------|--|--|---|---|---|---------------------------------|------------------------------------|
| STRUCTURE | | | | | | | |
| A. SINGLE OCCUPANT RESIDENT | | | | | | | |
| B. OTHER RESIDENTIAL | | | | | | | |
| C. STORAGE | | | | | | | |
| D. INDUSTRIAL/MANUFACTURE | | | | | | | |
| E. OTHER COMMERCIAL | | | | | | | |
| F. COMMUNITY/PUBLIC | | | | | | | |
| G. ALL OTHER STRUCTURES | | | | | | | |
| TOTAL | | | | | | | \$ - |
| MOBILE | | | | | | | |
| H. MOTOR VEHICLES | | | | | | | |
| I. OTHER MOBILE PROPERTY | | | | | | | |
| TOTAL | | | | | | | \$ - |
| OTHER | | | | | | | |
| J. CROPS, TIMBER, FENCES, ETC. | | | | | | | |
| TOTAL | | | | | | | \$ - |
| GRAND TOTAL | | | | | | | \$ - |

THIS PAGE INTENTIONALLY LEFT BLANK

OFFENSES KNOWN TO LAW ENFORCEMENT

| CLASSIFICATION OF OFFENSES | OFFENSES REPORTED OR KNOWN | UNFOUNDED FALSE OR BASELESS | NUMBER OF ACTUAL OFFENSES | ** OFFENSES CLEARED ** BY ARREST OR EXCEPTION | |
|-------------------------------|----------------------------|-----------------------------|---------------------------|--|----------------|
| | | | | TOTAL | JUVENILES ONLY |
| CRIMINAL HOMICIDE | | | | | |
| MURDER/NONNEG MANSLAUGHTER | 1 | | 1 | 1 | |
| MANSLAUGHTER BY NEGLIGENCE | | | | | |
| TOTAL | 1 | | 1 | 1 | |
| FORCIBLE RAPE | | | | | |
| RAPE BY FORCE | | | | | |
| ATTEMPTED FORCIBLE RAPE | | | | | |
| TOTAL | | | | | |
| ROBBERY | | | | | |
| FIREARM | | | | | |
| KNIFE/CUTTING INSTRUMENT | | | | | |
| OTHER DANGEROUS WEAPON | | | | | |
| STRONG-ARM (HANDS, FISTS) | | | | | |
| TOTAL | | | | | |
| ASSAULT | | | | | |
| FIREARM | | | | | |
| KNIFE OR CUTTING INSTRUMENT | 2 | | 2 | 2 | 1 |
| OTHER DANGEROUS WEAPON | 1 | | 1 | 1 | |
| HANDS, FIST, FEET, AGGRAVATED | 16 | | 16 | 13 | 3 |
| OTHER ASSAULTS - SIMPLE | 15 | | 15 | 5 | 5 |
| TOTAL | 34 | | 34 | 21 | 9 |
| BURGLARY | | | | | |
| FORCIBLE ENTRY | 16 | | 16 | 1 | |
| UNLAWFUL ENTRY - NO FORCE | 10 | | 10 | | |
| ATTEMPTED FORCIBLE ENTRY | 1 | | 1 | | |
| TOTAL | 27 | | 27 | 1 | |
| LARCENY-THEFT | | | | | |
| THEFT (EX MOTOR VEHICLE) | 118 | | 118 | 5 | 1 |
| TOTAL | 118 | | 118 | 5 | 1 |
| MOTOR VEHICLE THEFT | | | | | |
| AUTOS | 3 | | 3 | 3 | |
| TRUCKS AND BUSES | | | | | |
| OTHER VEHICLES | | | | | |
| TOTAL | 3 | | 3 | 3 | |
| GRAND TOTAL | 183 | | 183 | 31 | 10 |

PROPERTY STOLEN BY CLASSIFICATION

| CLASSIFICATION OF OFFENSES | NUMBER ACTUAL OFFENSES | VALUE OF PROPERTY STOLEN |
|---|------------------------------|--------------------------|
| MURDER/NONNEG MANSLAUGHTER | 1 | \$ - |
| FORCIBLE RAPE | | \$ - |
| ROBBERY | | |
| HIGHWAY (STREET, ALLEYS, ETC.) | | |
| COMMERCIAL HOUSE | | |
| GAS OR SERVICE STATION | | |
| CONVENIENCE STORE | | |
| RESIDENCE | | |
| BANK | | |
| MISCELLANEOUS | | |
| TOTAL ROBBERY | | \$ - |
| BURGLARY | | |
| RESIDENCE (DWELLING) | | |
| NIGHT (6PM-6AM) | 5 | \$ 1,050 |
| DAY (6AM-6PM) | 6 | \$ 1,000 |
| UNKNOWN | | |
| NON-RESIDENCE (STORE ETC.) | | |
| NIGHT (6PM-6AM) | 15 | \$ 6,910 |
| DAY (6AM-6PM) | 1 | |
| UNKNOWN | | |
| TOTAL BURGLARY | 27 | \$ 8,960 |
| LARCENY-THEFT | | |
| LARCENY BY VALUE (EX MOTOR VEHICLE) | | |
| \$200 AND OVER | 18 | \$ 17,735 |
| \$50 TO \$200 | 34 | \$ 2,984 |
| UNDER \$50 | 66 | \$ 80 |
| LARCENY BY TYPE | | |
| POCKET-PICKING | | |
| PURSE-SNATCHING | | |
| SHOPLIFTING | 2 | |
| FROM MOTOR VEHICLE | 21 | \$ 5,325 |
| MOTOR VEHICLE PARTS & ACCESSORIES | | |
| BICYCLES | 18 | \$ 2,390 |
| FROM BUILDING(EX C&H) | 35 | \$ 2,818 |
| FROM COIN-OP MACHINES | | |
| ALL OTHER | 42 | \$ 10,266 |
| TOTAL LARCENY | 118 | 118 \$ 20,799 \$ 20,799 |
| MOTOR VEHICLE THEFT | | |
| MOTOR VEHICLE THEFT | 3 | \$ 2,500 |
| STOLEN & RECOVERED LOCALLY | 1 | |
| STOLEN LOCALLY & RECOVERED OTHER JURIS. | | |
| TOTAL LOCALLY STOLEN MOTOR VEHICLES | 1 | |
| STOLEN OTHER JURIS. & RECOVERED LOCAL | | |
| TOTAL | 3 | \$ 2,500 |
| GRAND TOTAL | 149 | \$ 32,259 |

PROPERTY STOLEN / RECOVERED BY TYPE

| TYPE OF PROPERTY | VALUE OF PROPERTY STOLEN | VALUE OF PROPERTY RECOVERED |
|------------------------------|--------------------------|-----------------------------|
| CURRENCY, NOTES, ETC. | \$ 3,413 | |
| JEWELRY & PRECIOUS METALS | \$ 1,000 | |
| CLOTHING AND FURS | \$ 365 | |
| LOCALLY STOLEN MOTOR VEHICLE | \$ 2,500 | |
| OFFICE EQUIPMENT | \$ 2,550 | |
| TV, RADIOS, CAMERAS, ETC. | \$ 6,500 | |
| FIREARMS | \$ 200 | |
| HOUSEHOLD GOODS | \$ 4,150 | |
| CONSUMABLE GOODS | \$ 456 | |
| LIVESTOCK | | |
| MISCELLANEOUS | \$ 11,125 | \$ 1,230 |
| GRAND TOTAL | \$ 32,259 | \$ 1,230 |

AGE, SEX, AND RACE OF PERSON ARRESTED
18 YEARS OF AGE AND OVER

| OFFENSE | UCR | S E X | AGE | | | | | | | | | | | | | TOTAL | RACE | | | | | | | | | |
|------------------------------|-----|-------------|-----|----|----|----|----|----|----|----|----|----|----|----|----|-------|------|----|-----|-----|-----|-----|-----|----|---|--|
| | | | 18 | 19 | 20 | 21 | 22 | 23 | 24 | 25 | 30 | 35 | 40 | 45 | 50 | | 55 | 60 | 65+ | WHT | BLK | IND | ASN | | | |
| | | | | | | | | | | | | | | | | | | | | | | | | | | |
| MURDER | 01a | M | | | | | | | | | | | | | | | | | | | | | | | | |
| | | F | | | | | | | | | | | | | | | | | | | | | | | | |
| MANSLAUGHTER/NEG | 01b | M | | | | | | | | | | | | | | | | | | | | | | | | |
| | | F | | | | | | | | | | | | | | | | | | | | | | | | |
| FORCIBLE RAPE | 02 | M | | | | | | | | | | | | | | | | | | | | | | | | |
| | | F | | | | | | | | | | | | | | | | | | | | | | | | |
| ROBBERY | 03 | M | | | | | | | | | | | | | | | | | | | | | | | | |
| | | F | | | | | | | | | | | | | | | | | | | | | | | | |
| AGGRAVATED ASSAULT | 04 | M | | | | | | | 1 | 5 | 1 | 2 | 1 | 1 | 1 | | | | | | | | 12 | 12 | | |
| | | F | | | | | | | | | 1 | | | | | | | | | | | | 1 | 1 | | |
| BURGLARY | 05 | M | 1 | | | | | | | | | | | | | | | | | | | | 1 | 1 | | |
| | | F | | | | | | | | | | | | | | | | | | | | | | | | |
| LARCENY | 06 | M | 1 | | | | | | | 1 | | | | | | | | | | | | | 2 | 2 | | |
| | | F | | | | | | | | 1 | 1 | | | | | | | | | | | | 2 | 2 | | |
| MOTOR VEHICLE THEFT | 07 | M | 3 | | 2 | | | | | | | | | | | | | | | | | | 5 | 3 | 2 | |
| | | F | | | | | | | | | | | | | | | | | | | | | | | | |
| OTHER ASSAULTS | 08 | M | | 1 | | | | | 1 | 2 | 1 | 1 | | | | | | | | | | | 6 | 4 | 2 | |
| | | F | | 1 | | | | | 1 | | | 1 | | | | | | | | | | | 3 | 2 | 1 | |
| ARSON | 09 | M | | | | | | | | | | | | | | | | | | | | | | | | |
| | | F | | | | | | | | | | | | | | | | | | | | | | | | |
| FORGERY | 10 | M | | | | | | | | | | | | | | | | | | | | | | | | |
| | | F | | | | | | | | | | | | | | | | | | | | | | | | |
| FRAUD | 11 | M | | | | | | | | | | | | | | | | | | | | | | | | |
| | | F | 1 | | | | | | | | | | | | | | | | | | | | 1 | | 1 | |
| EMBEZZLEMENT | 12 | M | | | | | | | | | | | | | | | | | | | | | | | | |
| | | F | | | | | | | | | | | | | | | | | | | | | | | | |
| STOLEN PROP | 13 | M | | | | | | | 1 | | | | | | | | | | | | | | 1 | | 1 | |
| | | F | | | | | | | | | | | | | | | | | | | | | | | | |
| VANDALISM | 14 | M | 1 | 1 | 1 | | | | 1 | | | | 1 | | | | | | | | | | 5 | 4 | 1 | |
| | | F | 1 | 1 | | | | | | | | | | 1 | | | | | | | | | 3 | 3 | | |
| WEAPONS | 15 | M | | | | | | | | | | | | | | | | | | | | | | | | |
| | | F | | | | | | | | | | | | | | | | | | | | | | | | |
| PROSTITUTION | 16 | M | | | | | | | | | | | | | | | | | | | | | | | | |
| | | F | | | | | | | | | | | | | | | | | | | | | | | | |
| SEX OFFENSE | 17 | M | | | | | | | 1 | | | | | | | | | | | | | | 1 | 1 | | |
| | | F | | | | | | | | | | | | | | | | | | | | | | | | |
| DRUG/SALE/MANUFACTURE | 180 | M | 1 | 1 | | | | | | 1 | | | 1 | | | | | | | | | | 4 | 3 | 1 | |
| | | F | | | | | | | | | | | | | | | | | | | | | | | | |
| NARCOTICS | a | M | | | | | | | | | | | | | | | | | | | | | | | | |
| | | F | | | | | | | | | | | | | | | | | | | | | | | | |
| MARIJUANA | b | M | 1 | 1 | | | | | | 1 | | | 1 | | | | | | | | | | 4 | 3 | 1 | |
| | | F | | | | | | | | | | | | | | | | | | | | | | | | |
| SYNTHETIC NARCOTICS | c | M | | | | | | | | | | | | | | | | | | | | | | | | |
| | | F | | | | | | | | | | | | | | | | | | | | | | | | |
| OTHER NON-NARCOTICS | d | M | | | | | | | | | | | | | | | | | | | | | | | | |
| | | F | | | | | | | | | | | | | | | | | | | | | | | | |
| DRUG/POSSESSION | 185 | M | | | | | | | | | | | | | | | | | | | | | | | | |
| | | F | | | | | | | | | | | | | | | | | | | | | | | | |
| NARCOTICS | e | M | | | | | | | | | | | | | | | | | | | | | | | | |
| | | F | | | | | | | | | | | | | | | | | | | | | | | | |
| MARIJUANA | f | M | | | | | | | | | | | | | | | | | | | | | | | | |
| | | F | | | | | | | | | | | | | | | | | | | | | | | | |
| SYNTHETIC NARCOTICS | g | M | | | | | | | | | | | | | | | | | | | | | | | | |
| | | F | | | | | | | | | | | | | | | | | | | | | | | | |
| OTHER NON-NARCOTICS | h | M | | | | | | | | | | | | | | | | | | | | | | | | |
| | | F | | | | | | | | | | | | | | | | | | | | | | | | |

AGE, SEX, AND RACE OF PERSON ARRESTED
18 YEARS OF AGE AND OVER

| OFFENSE | UCR | SEX | AGE | | | | | | | | | | | | | | TOTAL | RACE | | | | | |
|--------------------|-----|-----|-----------|-----------|-----------|-----------|----------|----------|----------|-----------|-----------|-----------|----------|-----------|----------|----------|----------|----------|------------|------------|-----|-----------|-----|
| | | | 18 | 19 | 20 | 21 | 22 | 23 | 24 | 25 | 30 | 35 | 40 | 45 | 50 | 55 | | 60 | 65+ | WHT | BLK | IND | ASN |
| GAMBLING | 19 | M | | | | | | | | | | | | | | | | | | | | | |
| | | F | | | | | | | | | | | | | | | | | | | | | |
| BOOKMAKING | a | M | | | | | | | | | | | | | | | | | | | | | |
| | | F | | | | | | | | | | | | | | | | | | | | | |
| NUMBERS | b | M | | | | | | | | | | | | | | | | | | | | | |
| | | F | | | | | | | | | | | | | | | | | | | | | |
| OTHER GAMBLING | c | M | | | | | | | | | | | | | | | | | | | | | |
| | | F | | | | | | | | | | | | | | | | | | | | | |
| FAMILY/CHILD | 20 | M | | | | | | | | | | | | | | | | | | | | | |
| | | F | | | | | | | | | | | | | | | | | | | | | |
| DWI | 21 | M | | 1 | 1 | 2 | 1 | | 2 | | | 2 | 2 | 1 | | 1 | | 13 | 12 | | 1 | | |
| | | F | | | | | | | 1 | | | 3 | 1 | 1 | | | | 6 | 5 | | 1 | | |
| LIQUOR LAWS | 22 | M | 5 | 3 | 3 | | | | | | | | | | | | | 11 | 7 | | 4 | | |
| | | F | 3 | 5 | 1 | 2 | | | | | | | | | | | | 11 | 7 | | 4 | | |
| DRUNKENNESS | 23 | M | | | | | | | | | | | | | | | | | | | | | |
| | | F | | | | | | | | | | | | | | | | | | | | | |
| DISORDERLY CONDUCT | 24 | M | | | | | | | | | | | | | | | | | | | | | |
| | | F | | | | | | | | | | | | | | | | | | | | | |
| VAGRANCY | 25 | M | | | | | | | | | | | | | | | | | | | | | |
| | | F | | | | | | | | | | | | | | | | | | | | | |
| ALL OTHER | 26 | M | 2 | 1 | 2 | 8 | 5 | 1 | | 2 | 5 | 4 | 2 | 3 | 2 | 2 | | 39 | 33 | | 6 | | |
| | | F | 1 | | 1 | | | | | | 1 | 2 | | | 1 | | | 6 | 6 | | | | |
| SUSPICION | 27 | M | | | | | | | | | | | | | | | | | | | | | |
| | | F | | | | | | | | | | | | | | | | | | | | | |
| TOTAL BY SEX | | M | 13 | 7 | 8 | 12 | 7 | 1 | 1 | 13 | 10 | 7 | 6 | 8 | 3 | 1 | 2 | 1 | 100 | 82 | | 18 | |
| | | F | 5 | 6 | 3 | 1 | 2 | | | 3 | 1 | 7 | 1 | 2 | 2 | | | 33 | 26 | | 7 | | |
| GRAND TOTAL | | | 18 | 13 | 11 | 13 | 9 | 1 | 1 | 16 | 11 | 14 | 7 | 10 | 5 | 1 | 2 | 1 | 133 | 108 | | 25 | |

AGE, SEX, AND RACE OF PERSON ARRESTED
UNDER 18 YEARS OF AGE

| OFFENSE | UCR | SEX | AGE | | | | | TOTAL UNDER 18 | RACE | | | |
|-------------------------|-----|-----|--------|----------|----------|----------|----------|----------------|-----------|-----------|----------|----------|
| | | | UND 10 | 10-12 | 13-14 | 15 | 16 | | 17 | WHT | BLK | IND |
| DRUGS/POSSESSION | 185 | M | | | | | | | | | | |
| | | F | | | | | | | | | | |
| NARCOTICS | e | M | | | | | | | | | | |
| | | F | | | | | | | | | | |
| MARIJUANA | f | M | | | | | | | | | | |
| | | F | | | | | | | | | | |
| SYNTHETIC NARCOTICS | g | M | | | | | | | | | | |
| | | F | | | | | | | | | | |
| OTHER NON-NARCOTICS | h | M | | | | | | | | | | |
| | | F | | | | | | | | | | |
| GAMBLING | 19 | M | | | | | | | | | | |
| | | F | | | | | | | | | | |
| BOOKMAKING | a | M | | | | | | | | | | |
| | | F | | | | | | | | | | |
| NUMBERS | b | M | | | | | | | | | | |
| | | F | | | | | | | | | | |
| OTHER GAMBLING | c | M | | | | | | | | | | |
| | | F | | | | | | | | | | |
| FAMILY/CHILD | 20 | M | | | | | | | | | | |
| | | F | | | | | | | | | | |
| DRIVING INFLUENCE | 21 | M | | | | | 1 | 1 | 1 | | | |
| | | F | | | | | | | | | | |
| LIQUOR LAWS | 22 | M | | | | | 1 | 2 | 3 | 3 | | |
| | | F | | | | | 1 | 1 | 2 | 2 | | |
| DRUNKENNESS | 23 | M | | | | | | | | | | |
| | | F | | | | | | | | | | |
| DISORDERLY CONDUCT | 24 | M | | | | | | | | | | |
| | | F | | | | | | | | | | |
| VAGRANCY | 25 | M | | | | | | | | | | |
| | | F | | | | | | | | | | |
| ALL OTHER | 26 | M | | | | | 1 | 1 | 1 | | | |
| | | F | | | | | | | | | | |
| CURFEW | 28 | M | | | | | | | | | | |
| | | F | | | | | | | | | | |
| RUN-AWAYS | 29 | M | | | | | | | | | | |
| | | F | | | | | | | | | | |
| TOTAL BY SEX | | M | | 2 | 2 | 1 | 4 | 7 | 16 | 14 | 1 | 1 |
| | | F | | | | | 1 | 3 | 4 | 4 | | |
| GRAND TOTAL | | | | 2 | 2 | 1 | 5 | 10 | 20 | 18 | 1 | 1 |

ARSON OFFENSES KNOWN TO LAW ENFORCEMENT

| 1 PROPERTY CLASSIFICATION | 2 Offenses Report/ Known (Include Unfounded and Attempts) | 3 Unfounded, I.e. False/Baseless Complaints | 4 Actual Offenses (Col. 2-Col. 3 (+ Attempts)) | 5 Total Cleared by Arrest or Except. Means (+Column 6) | 6 Number of Clearances Involving Only Persons Under 18 Yrs. of Age | 7 Normally Unused Structures | 8 Estd Value of Property Damage |
|--------------------------------|--|--|---|---|---|---------------------------------|------------------------------------|
| STRUCTURE | | | | | | | |
| A. SINGLE OCCUPANT RESIDENT | | | | | | | |
| B. OTHER RESIDENTIAL | | | | | | | |
| C. STORAGE | | | | | | | |
| D. INDUSTRIAL/MANUFACTURE | | | | | | | |
| E. OTHER COMMERCIAL | | | | | | | |
| F. COMMUNITY/PUBLIC | | | | | | | |
| G. ALL OTHER STRUCTURES | | | | | | | |
| TOTAL | | | | | | | \$ - |
| MOBILE | | | | | | | |
| H. MOTOR VEHICLES | | | | | | | |
| I. OTHER MOBILE PROPERTY | | | | | | | |
| TOTAL | | | | | | | \$ - |
| OTHER | | | | | | | |
| J. CROPS, TIMBER, FENCES, ETC. | | | | | | | |
| TOTAL | | | | | | | \$ - |
| GRAND TOTAL | | | | | | | \$ - |

LAW ENFORCEMENT OFFICERS KILLED OR ASSAULTED

| TYPE OF ACTIVITY | TOTAL ASSAULTS BY WEAPON | TYPE OF WEAPON | | | | TYPE OF ASSIGNMENT | | | | | | | POLICE ASSAULT CLEARED |
|-------------------------------|--------------------------|----------------|-----------------------|---------------------|------------------|--------------------|-----------------|--------|----------------|--------|-------|--------|------------------------|
| | | FIRE ARM | KNIFE OTHER CUT INSTR | OTHER DANGER WEAPON | HANDS FISTS FEET | TWO MAN VEH | ONE MAN VEHICLE | | SPECIAL ASSIGN | | OTHER | | |
| | | | | | | | ALONE | ASSIST | ALONE | ASSIST | ALONE | ASSIST | |
| A | B | C | D | E | F | G | H | I | J | K | L | M | |
| 1. RESPOND DISTURBANCE CALL | | | | | | | | | | | | | |
| 2. BURGLARY IN PROGRESS | | | | | | | | | | | | | |
| 3. ROBBERY IN PROGRESS | | | | | | | | | | | | | |
| 4. ATTEMPT OTHER ARREST | | | | | | | | | | | | | |
| 5. CIVIL DISORDER | | | | | | | | | | | | | |
| 6. HANDLE/TRANSORT PRISONER | | | | | | | | | | | | | |
| 7. INVESTIGATE SUS PERSON/CIR | | | | | | | | | | | | | |
| 8. AMBUSH - NO WARNING | | | | | | | | | | | | | |
| 9. MENTALLY DERANGED | | | | | | | | | | | | | |
| 10. TRAFFIC PURSUIT/STOPS | | | | | | | | | | | | | |
| 11. ALL OTHER | | | | | | | | | | | | | |
| 12. TOTAL (1-11) | | | | | | | | | | | | | |
| 13. NUMBER WITH INJURY | | | | | | | | | | | | | |
| 14. NUMBER WITHOUT INJURY | | | | | | | | | | | | | |
| 15. TIME OF ASSAULTS | 12 AM | 2 AM | 4 AM | 6 AM | 8 AM | 10 AM | NOON | 2 PM | 4 PM | 6 PM | 8 PM | 10 PM | UNK |

THIS PAGE INTENTIONALLY LEFT BLANK

OFFENSES KNOWN TO LAW ENFORCEMENT

| CLASSIFICATION OF OFFENSES | OFFENSES REPORTED OR KNOWN | UNFOUNDED FALSE OR BASELESS | NUMBER OF ACTUAL OFFENSES | ** OFFENSES CLEARED ** BY ARREST OR EXCEPTION | |
|-------------------------------|----------------------------|-----------------------------|---------------------------|--|----------------|
| | | | | TOTAL | JUVENILES ONLY |
| CRIMINAL HOMICIDE | | | | | |
| MURDER/NONNEG MANSLAUGHTER | | | | | |
| MANSLAUGHTER BY NEGLIGENCE | | | | | |
| TOTAL | | | | | |
| FORCIBLE RAPE | | | | | |
| RAPE BY FORCE | 1 | | 1 | 1 | |
| ATTEMPTED FORCIBLE RAPE | | | | | |
| TOTAL | 1 | | 1 | 1 | |
| ROBBERY | | | | | |
| FIREARM | | | | | |
| KNIFE/CUTTING INSTRUMENT | | | | | |
| OTHER DANGEROUS WEAPON | | | | | |
| STRONG-ARM (HANDS, FISTS) | | | | | |
| TOTAL | | | | | |
| ASSAULT | | | | | |
| FIREARM | 1 | | 1 | 1 | |
| KNIFE OR CUTTING INSTRUMENT | | | | | |
| OTHER DANGEROUS WEAPON | | | | | |
| HANDS, FIST, FEET, AGGRAVATED | | | | | |
| OTHER ASSAULTS - SIMPLE | 33 | 6 | 27 | 27 | |
| TOTAL | 34 | 6 | 28 | 28 | |
| BURGLARY | | | | | |
| FORCIBLE ENTRY | 4 | 1 | 3 | 2 | |
| UNLAWFUL ENTRY - NO FORCE | | | | | |
| ATTEMPTED FORCIBLE ENTRY | | | | | |
| TOTAL | 4 | 1 | 3 | 2 | |
| LARCENY-THEFT | | | | | |
| THEFT (EX MOTOR VEHICLE) | | | | | |
| TOTAL | | | | | |
| MOTOR VEHICLE THEFT | | | | | |
| AUTOS | | | | | |
| TRUCKS AND BUSES | | | | | |
| OTHER VEHICLES | | | | | |
| TOTAL | | | | | |
| GRAND TOTAL | 39 | 7 | 32 | 31 | |

PROPERTY STOLEN BY CLASSIFICATION

| CLASSIFICATION OF OFFENSES | NUMBER ACTUAL OFFENSES | VALUE OF PROPERTY STOLEN |
|---|------------------------------|--------------------------|
| MURDER/NONNEG MANSLAUGHTER | | \$ - |
| FORCIBLE RAPE | 1 | \$ - |
| ROBBERY | | |
| HIGHWAY (STREET, ALLEYS, ETC.) | | |
| COMMERCIAL HOUSE | | |
| GAS OR SERVICE STATION | | |
| CONVENIENCE STORE | | |
| RESIDENCE | | |
| BANK | | |
| MISCELLANEOUS | | |
| TOTAL ROBBERY | | \$ - |
| BURGLARY | | |
| RESIDENCE (DWELLING) | | |
| NIGHT (6PM-6AM) | 1 | |
| DAY (6AM-6PM) | | |
| UNKNOWN | 1 | |
| NON-RESIDENCE (STORE ETC.) | | |
| NIGHT (6PM-6AM) | | |
| DAY (6AM-6PM) | | |
| UNKNOWN | 1 | |
| TOTAL BURGLARY | 3 | \$ - |
| LARCENY-THEFT | | |
| LARCENY BY VALUE (EX MOTOR VEHICLE) | | |
| \$200 AND OVER | | |
| \$50 TO \$200 | | |
| UNDER \$50 | | |
| LARCENY BY TYPE | | |
| POCKET-PICKING | | |
| PURSE-SNATCHING | | |
| SHOPLIFTING | | |
| FROM MOTOR VEHICLE | | |
| MOTOR VEHICLE PARTS & ACCESSORIES | | |
| BICYCLES | | |
| FROM BUILDING(EX C&H) | | |
| FROM COIN-OP MACHINES | | |
| ALL OTHER | | |
| TOTAL LARCENY | | \$ - \$ - |
| MOTOR VEHICLE THEFT | | |
| MOTOR VEHICLE THEFT | | |
| STOLEN & RECOVERED LOCALLY | | |
| STOLEN LOCALLY & RECOVERED OTHER JURIS. | | |
| TOTAL LOCALLY STOLEN MOTOR VEHICLES | | |
| STOLEN OTHER JURIS. & RECOVERED LOCAL | | |
| TOTAL | | \$ - |
| GRAND TOTAL | 4 | \$ - |

PROPERTY STOLEN / RECOVERED BY TYPE

| TYPE OF PROPERTY | VALUE OF PROPERTY STOLEN | VALUE OF PROPERTY RECOVERED |
|------------------------------|--------------------------|-----------------------------|
| CURRENCY, NOTES, ETC. | | |
| JEWELRY & PRECIOUS METALS | | |
| CLOTHING AND FURS | | |
| LOCALLY STOLEN MOTOR VEHICLE | | |
| OFFICE EQUIPMENT | | |
| TV, RADIOS, CAMERAS, ETC. | | |
| FIREARMS | | |
| HOUSEHOLD GOODS | | |
| CONSUMABLE GOODS | | |
| LIVESTOCK | | |
| MISCELLANEOUS | | |
| GRAND TOTAL | \$ - | \$ - |

AGE, SEX, AND RACE OF PERSON ARRESTED
18 YEARS OF AGE AND OVER

| OFFENSE | UCR X | S E X | AGE | | | | | | | | | | | | | RACE | | | | | | |
|--------------------|-------|-------------|-----|----|----------|----------|----------|----------|----------|----------|----------|----------|----------|----------|----------|------|----|-----------|-----------|-----|-----|-----|
| | | | 18 | 19 | 20 | 21 | 22 | 23 | 24 | 25 | 30 | 35 | 40 | 45 | 50 | 55 | 60 | TOTAL | WHT | BLK | IND | ASN |
| | | | | | | | | | | | | | | | | | | | | | | |
| GAMBLING | 19 | M | | | | | | | | | | | | | | | | | | | | |
| | | F | | | | | | | | | | | | | | | | | | | | |
| BOOKMAKING | a | M | | | | | | | | | | | | | | | | | | | | |
| | | F | | | | | | | | | | | | | | | | | | | | |
| NUMBERS | b | M | | | | | | | | | | | | | | | | | | | | |
| | | F | | | | | | | | | | | | | | | | | | | | |
| OTHER GAMBLING | c | M | | | | | | | | | | | | | | | | | | | | |
| | | F | | | | | | | | | | | | | | | | | | | | |
| FAMILY/CHILD | 20 | M | | | | | | | | | | | | | | | | | | | | |
| | | F | | | | | | | | | | | | | | | | | | | | |
| DWI | 21 | M | | | | | 1 | | 1 | | | 1 | | 1 | | | | | | 4 | 4 | |
| | | F | | | | | | | | | | | | | | | | | | | | |
| LIQUOR LAWS | 22 | M | | | | | | | | | | | | | | | | | | | | |
| | | F | | | | | | | | | | | | | | | | | | | | |
| DRUNKENNESS | 23 | M | | | | | | | | | | | | | | | | | | | | |
| | | F | | | | | | | | | | | | | | | | | | | | |
| DISORDERLY CONDUCT | 24 | M | | | | | 2 | | 1 | | 1 | | | | | | | | | 4 | 4 | |
| | | F | | | | | | | | | | | | | | | | | | | | |
| VAGRANCY | 25 | M | | | | | | | | | | | | | | | | | | | | |
| | | F | | | | | | | | | | | | | | | | | | | | |
| ALL OTHER | 26 | M | | | | | | | | | | | | | | | | | | | | |
| | | F | | | | | | | | | | | | | | | | | | | | |
| SUSPICION | 27 | M | | | | | | | | | | | | | | | | | | | | |
| | | F | | | | | | | | | | | | | | | | | | | | |
| TOTAL BY SEX | | M | | | 3 | 1 | 4 | 3 | | 7 | 5 | 8 | 2 | | 4 | | | | 37 | 37 | | |
| | | F | | | | | | 1 | | | | | 1 | 1 | | | | | 3 | 3 | | |
| GRAND TOTAL | | | | | 3 | 1 | 4 | 3 | 1 | 7 | 5 | 8 | 3 | 1 | 4 | | | 40 | 40 | | | |

AGE, SEX, AND RACE OF PERSON ARRESTED
UNDER 18 YEARS OF AGE

| OFFENSE | UCR | SEX | AGE | | | | | | TOTAL UNDER 18 | RACE | | | |
|------------------------------|-----|-----|-----------|-------|-------|----|----|----|----------------------|------|-----|-----|-----|
| | | | UND 10 | 10-12 | 13-14 | 15 | 16 | 17 | | WHT | BLK | IND | ASN |
| MURDER | 01a | M | | | | | | | | | | | |
| | | F | | | | | | | | | | | |
| MANSLAUGHTER | 01b | M | | | | | | | | | | | |
| | | F | | | | | | | | | | | |
| FORCIBLE RAPE | 02 | M | | | | | | | | | | | |
| | | F | | | | | | | | | | | |
| ROBBERY | 03 | M | | | | | | | | | | | |
| | | F | | | | | | | | | | | |
| AGGRAVATED ASSAULT | 04 | M | | | | | | | | | | | |
| | | F | | | | | | | | | | | |
| BURGLARY | 05 | M | | | | | | | | | | | |
| | | F | | | | | | | | | | | |
| LARCENY | 06 | M | | | | | | | | | | | |
| | | F | | | | | | | | | | | |
| MOTOR THEFT | 07 | M | | | | | | | | | | | |
| | | F | | | | | | | | | | | |
| OTHER ASSAULTS | 08 | M | | | | | | | | | | | |
| | | F | | | | | | | | | | | |
| ARSON | 09 | M | | | | | | | | | | | |
| | | F | | | | | | | | | | | |
| FORGERY | 10 | M | | | | | | | | | | | |
| | | F | | | | | | | | | | | |
| FRAUD | 11 | M | | | | | | | | | | | |
| | | F | | | | | | | | | | | |
| EMBEZZLEMENT | 12 | M | | | | | | | | | | | |
| | | F | | | | | | | | | | | |
| STOLEN PROPERTY | 13 | M | | | | | | | | | | | |
| | | F | | | | | | | | | | | |
| VANDALISM | 14 | M | | | | | | | | | | | |
| | | F | | | | | | | | | | | |
| WEAPONS | 15 | M | | | | | | | | | | | |
| | | F | | | | | | | | | | | |
| PROSTITUTION | 16 | M | | | | | | | | | | | |
| | | F | | | | | | | | | | | |
| SEX OFFENSES | 17 | M | | | | | | | | | | | |
| | | F | | | | | | | | | | | |
| DRUG/SALE/MANUFACTURE | 180 | M | | | | | | | | | | | |
| | | F | | | | | | | | | | | |
| NARCOTICS | a | M | | | | | | | | | | | |
| | | F | | | | | | | | | | | |
| MARIJUANA | b | M | | | | | | | | | | | |
| | | F | | | | | | | | | | | |
| SYNTHETIC NARCOTICS | c | M | | | | | | | | | | | |
| | | F | | | | | | | | | | | |
| OTHER NON-NARCOTICS | d | M | | | | | | | | | | | |
| | | F | | | | | | | | | | | |

AGE, SEX, AND RACE OF PERSON ARRESTED
UNDER 18 YEARS OF AGE

| OFFENSE | UCR | SEX | AGE | | | | | | TOTAL UNDER 18 | RACE | | | |
|-------------------------|-----|-----|-----------|-------|-------|----|----|----|----------------------|------|-----|-----|-----|
| | | | UND 10 | 10-12 | 13-14 | 15 | 16 | 17 | | WHT | BLK | IND | ASN |
| DRUGS/POSSESSION | 185 | M | | | | | | | | | | | |
| | | F | | | | | | | | | | | |
| NARCOTICS | e | M | | | | | | | | | | | |
| | | F | | | | | | | | | | | |
| MARIJUANA | f | M | | | | | | | | | | | |
| | | F | | | | | | | | | | | |
| SYNTHETIC NARCOTICS | g | M | | | | | | | | | | | |
| | | F | | | | | | | | | | | |
| OTHER NON-NARCOTICS | h | M | | | | | | | | | | | |
| | | F | | | | | | | | | | | |
| GAMBLING | 19 | M | | | | | | | | | | | |
| | | F | | | | | | | | | | | |
| BOOKMAKING | a | M | | | | | | | | | | | |
| | | F | | | | | | | | | | | |
| NUMBERS | b | M | | | | | | | | | | | |
| | | F | | | | | | | | | | | |
| OTHER GAMBLING | c | M | | | | | | | | | | | |
| | | F | | | | | | | | | | | |
| FAMILY/CHILD | 20 | M | | | | | | | | | | | |
| | | F | | | | | | | | | | | |
| DRIVING INFLUENCE | 21 | M | | | | | | | | | | | |
| | | F | | | | | | | | | | | |
| LIQUOR LAWS | 22 | M | | | | | | | | | | | |
| | | F | | | | | | | | | | | |
| DRUNKENNESS | 23 | M | | | | | | | | | | | |
| | | F | | | | | | | | | | | |
| DISORDERLY CONDUCT | 24 | M | | | | | | | | | | | |
| | | F | | | | | | | | | | | |
| VAGRANCY | 25 | M | | | | | | | | | | | |
| | | F | | | | | | | | | | | |
| ALL OTHER | 26 | M | | | | | | | | | | | |
| | | F | | | | | | | | | | | |
| CURFEW | 28 | M | | | | | | | | | | | |
| | | F | | | | | | | | | | | |
| RUN-AWAYS | 29 | M | | | | | | | | | | | |
| | | F | | | | | | | | | | | |
| TOTAL BY SEX | | M | | | | | | | | | | | |
| | | F | | | | | | | | | | | |
| GRAND TOTAL | | | | | | | | | | | | | |

ARSON OFFENSES KNOWN TO LAW ENFORCEMENT

| 1 PROPERTY CLASSIFICATION | 2 Offenses Report/ Known (Include Unfounded and Attempts) | 3 Unfounded, i.e. False/Baseless Complaints | 4 Actual Offenses (Col. 2-Col. 3 (+ Attempts)) | 5 Total Cleared by Arrest or Except. Means (+Column 6) | 6 Number of Clearances Involving Only Persons Under 18 Yrs. of Age | 7 Normally Unused Structures | 8 Estd Value of Property Damage |
|--------------------------------|--|--|---|---|---|---------------------------------|------------------------------------|
| STRUCTURE | | | | | | | |
| A. SINGLE OCCUPANT RESIDENT | | | | | | | |
| B. OTHER RESIDENTIAL | | | | | | | |
| C. STORAGE | | | | | | | |
| D. INDUSTRIAL/MANUFACTURE | | | | | | | |
| E. OTHER COMMERCIAL | | | | | | | |
| F. COMMUNITY/PUBLIC | | | | | | | |
| G. ALL OTHER STRUCTURES | | | | | | | |
| TOTAL | | | | | | | \$ - |
| MOBILE | | | | | | | |
| H. MOTOR VEHICLES | | | | | | | |
| I. OTHER MOBILE PROPERTY | | | | | | | |
| TOTAL | | | | | | | \$ - |
| OTHER | | | | | | | |
| J. CROPS, TIMBER, FENCES, ETC. | | | | | | | |
| TOTAL | | | | | | | \$ - |
| GRAND TOTAL | | | | | | | \$ - |

LAW ENFORCEMENT OFFICERS KILLED OR ASSAULTED

| TYPE OF ACTIVITY | TOTAL ASSAULTS BY WEAPON | TYPE OF WEAPON | | | | | TYPE OF ASSIGNMENT | | | | | | POLICE ASSAULT CLEARED |
|-------------------------------|--------------------------|----------------|-----------------------|---------------------|------------------|-------------|--------------------|--------|----------------|--------|-------|--------|------------------------|
| | | FIRE ARM | KNIFE OTHER CUT INSTR | OTHER DANGER WEAPON | HANDS FISTS FEET | TWO MAN VEH | ONE MAN VEHICLE | | SPECIAL ASSIGN | | OTHER | | |
| | | | | | | | ALONE | ASSIST | ALONE | ASSIST | ALONE | ASSIST | |
| A | B | C | D | E | F | G | H | I | J | K | L | M | |
| 1. RESPOND DISTURBANCE CALL | | | | | | | | | | | | | |
| 2. BURGLARY IN PROGRESS | | | | | | | | | | | | | |
| 3. ROBBERY IN PROGRESS | | | | | | | | | | | | | |
| 4. ATTEMPT OTHER ARREST | | | | | | | | | | | | | |
| 5. CIVIL DISORDER | | | | | | | | | | | | | |
| 6. HANDLE/TRANSORT PRISONER | | | | | | | | | | | | | |
| 7. INVESTIGATE SUS PERSON/CIR | | | | | | | | | | | | | |
| 8. AMBUSH - NO WARNING | | | | | | | | | | | | | |
| 9. MENTALLY DERANGED | 1 | 1 | | | | | 1 | | | | | | 1 |
| 10. TRAFFIC PURSUIT/STOPS | | | | | | | | | | | | | |
| 11. ALL OTHER | | | | | | | | | | | | | |
| 12. TOTAL (1-11) | 1 | 1 | | | | | 1 | | | | | | 1 |
| 13. NUMBER WITH INJURY | | | | | | | | | | | | | |
| 14. NUMBER WITHOUT INJURY | 1 | 1 | | | | | | | | | | | |
| 15. TIME OF ASSAULTS | 12 AM | 2 AM | 4 AM | 6 AM | 8 AM | 10 AM | NOON | 2 PM | 4 PM | 6 PM | 8 PM | 10 PM | UNK |
| | | | | | | | | | 1 | | | | |

THIS PAGE INTENTIONALLY LEFT BLANK

OFFENSES KNOWN TO LAW ENFORCEMENT

| CLASSIFICATION OF OFFENSES | OFFENSES REPORTED OR KNOWN | UNFOUNDED FALSE OR BASELESS | NUMBER OF ACTUAL OFFENSES | ** OFFENSES CLEARED ** BY ARREST OR EXCEPTION | |
|-------------------------------|----------------------------|-----------------------------|---------------------------|--|----------------|
| | | | | TOTAL | JUVENILES ONLY |
| CRIMINAL HOMICIDE | | | | | |
| MURDER/NONNEG MANSLAUGHTER | | | | | |
| MANSLAUGHTER BY NEGLIGENCE | | | | | |
| TOTAL | | | | | |
| FORCIBLE RAPE | | | | | |
| RAPE BY FORCE | | | | | |
| ATTEMPTED FORCIBLE RAPE | | | | | |
| TOTAL | | | | | |
| ROBBERY | | | | | |
| FIREARM | | | | | |
| KNIFE/CUTTING INSTRUMENT | | | | | |
| OTHER DANGEROUS WEAPON | | | | | |
| STRONG-ARM (HANDS, FISTS) | | | | | |
| TOTAL | | | | | |
| ASSAULT | | | | | |
| FIREARM | | | | 1 | |
| KNIFE OR CUTTING INSTRUMENT | 3 | | 3 | | |
| OTHER DANGEROUS WEAPON | | | | | |
| HANDS, FIST, FEET, AGGRAVATED | | | | 1 | |
| OTHER ASSAULTS - SIMPLE | 59 | | 59 | 37 | 3 |
| TOTAL | 62 | | 62 | 39 | 3 |
| BURGLARY | | | | | |
| FORCIBLE ENTRY | 6 | | 6 | 1 | |
| UNLAWFUL ENTRY - NO FORCE | 3 | | 3 | | |
| ATTEMPTED FORCIBLE ENTRY | | | | | |
| TOTAL | 9 | | 9 | 1 | |
| LARCENY-THEFT | | | | | |
| THEFT (EX MOTOR VEHICLE) | 103 | 1 | 102 | 15 | |
| TOTAL | 103 | 1 | 102 | 15 | |
| MOTOR VEHICLE THEFT | | | | | |
| AUTOS | 5 | 1 | 4 | | |
| TRUCKS AND BUSES | | | | | |
| OTHER VEHICLES | | | | | |
| TOTAL | 5 | 1 | 4 | | |
| GRAND TOTAL | 179 | 2 | 177 | 55 | 3 |

PROPERTY STOLEN BY CLASSIFICATION

| CLASSIFICATION OF OFFENSES | NUMBER ACTUAL OFFENSES | VALUE OF PROPERTY STOLEN | |
|---|------------------------------|--------------------------|--------------|
| MURDER/NONNEG MANSLAUGHTER | | \$ | - |
| FORCIBLE RAPE | | \$ | - |
| ROBBERY | | | |
| HIGHWAY (STREET, ALLEYS, ETC.) | | | |
| COMMERCIAL HOUSE | | | |
| GAS OR SERVICE STATION | | | |
| CONVENIENCE STORE | | | |
| RESIDENCE | | | |
| BANK | | | |
| MISCELLANEOUS | | | |
| TOTAL ROBBERY | | \$ | - |
| BURGLARY | | | |
| RESIDENCE (DWELLING) | | | |
| NIGHT (6PM-6AM) | | | |
| DAY (6AM-6PM) | 1 | | |
| UNKNOWN | | | |
| NON-RESIDENCE (STORE ETC.) | | | |
| NIGHT (6PM-6AM) | | | |
| DAY (6AM-6PM) | 3 | | |
| UNKNOWN | 3 | | |
| TOTAL BURGLARY | 7 | \$ | - |
| LARCENY-THEFT | | | |
| LARCENY BY VALUE (EX MOTOR VEHICLE) | | | |
| \$200 AND OVER | 1 | \$ | 950 |
| \$50 TO \$200 | 2 | \$ | 240 |
| UNDER \$50 | 100 | \$ | 6 |
| LARCENY BY TYPE | | | |
| POCKET-PICKING | | | |
| PURSE-SNATCHING | | | |
| SHOPLIFTING | 2 | \$ | 6 |
| FROM MOTOR VEHICLE | 15 | \$ | 100 |
| MOTOR VEHICLE PARTS & ACCESSORIES | | | |
| BICYCLES | | | |
| FROM BUILDING(EX C&H) | 12 | \$ | 140 |
| FROM COIN-OP MACHINES | | | |
| ALL OTHER | 74 | \$ | 950 |
| TOTAL LARCENY | 103 | 103 \$ | 1,196 \$ |
| MOTOR VEHICLE THEFT | | | |
| MOTOR VEHICLE THEFT | 4 | | |
| STOLEN & RECOVERED LOCALLY | | | |
| STOLEN LOCALLY & RECOVERED OTHER JURIS. | | | |
| TOTAL LOCALLY STOLEN MOTOR VEHICLES | | | |
| STOLEN OTHER JURIS. & RECOVERED LOCAL | | | |
| TOTAL | 4 | \$ | - |
| GRAND TOTAL | 114 | \$ | 1,196 |

PROPERTY STOLEN / RECOVERED BY TYPE

| TYPE OF PROPERTY | VALUE OF PROPERTY STOLEN | VALUE OF PROPERTY RECOVERED |
|------------------------------|--------------------------|-----------------------------|
| CURRENCY, NOTES, ETC. | \$ 240 | |
| JEWELRY & PRECIOUS METALS | | |
| CLOTHING AND FURS | | |
| LOCALLY STOLEN MOTOR VEHICLE | | |
| OFFICE EQUIPMENT | | |
| TV, RADIOS, CAMERAS, ETC. | | |
| FIREARMS | | |
| HOUSEHOLD GOODS | | |
| CONSUMABLE GOODS | | |
| LIVESTOCK | | |
| MISCELLANEOUS | \$ 956 | \$ 950 |
| GRAND TOTAL | \$ 1,196 | \$ 950 |

AGE, SEX, AND RACE OF PERSON ARRESTED
18 YEARS OF AGE AND OVER

| OFFENSE | UCR | S E X | AGE | | | | | | | | | | | | | TOTAL | RACE | | | | | | | | | |
|--------------------|-----|-------------|----------|----------|----------|-----------|----------|----------|-----------|-----------|-----------|-----------|-----------|-----------|-----------|----------|----------|----------|-----|-----|-----|------------|------------|----------|-----------|----|
| | | | 18 | 19 | 20 | 21 | 22 | 23 | 24 | 25 | 30 | 35 | 40 | 45 | 50 | | 55 | 60 | 65+ | WHT | BLK | IND | ASN | | | |
| GAMBLING | 19 | M | | | | | | | | | | | | | | | | | | | | | | | | |
| | | F | | | | | | | | | | | | | | | | | | | | | | | | |
| BOOKMAKING | a | M | | | | | | | | | | | | | | | | | | | | | | | | |
| | | F | | | | | | | | | | | | | | | | | | | | | | | | |
| NUMBERS | b | M | | | | | | | | | | | | | | | | | | | | | | | | |
| | | F | | | | | | | | | | | | | | | | | | | | | | | | |
| OTHER GAMBLING | c | M | | | | | | | | | | | | | | | | | | | | | | | | |
| | | F | | | | | | | | | | | | | | | | | | | | | | | | |
| FAMILY/CHILD | 20 | M | | | | | | | | | | | | | | | | | | | | | | | | |
| | | F | | | | | | | | | | | | | | | | | | | | | | | | |
| DWI | 21 | M | 1 | 1 | | 1 | 2 | 1 | 1 | 5 | 3 | 4 | 7 | 1 | 1 | 3 | 1 | | | | | | 32 | 29 | | 3 |
| | | F | | | | 1 | | | 3 | 3 | 1 | 2 | 3 | | | | | | | | | | | 13 | 10 | |
| LIQUOR LAWS | 22 | M | | | | | | | | | | | | | | | | | | | | | | | | |
| | | F | | | | | | | | | | | | | | | | | | | | | | | | |
| DRUNKENNESS | 23 | M | | | | | | | | | | | | | | | | | | | | | | | | |
| | | F | | | | | | | | | | | | | | | | | | | | | | | | |
| DISORDERLY CONDUCT | 24 | M | | 1 | | 1 | | | | 1 | | 1 | 1 | 1 | | | | | | | | | 6 | 4 | | 2 |
| | | F | | | | | | | | | | 1 | | | | | | | | | | | | 1 | 1 | |
| VAGRANCY | 25 | M | | | | | | | | | | | | | | | | | | | | | | | | |
| | | F | | | | | | | | | | | | | | | | | | | | | | | | |
| ALL OTHER | 26 | M | 2 | 2 | 4 | 4 | | 2 | 1 | 7 | 6 | 3 | 5 | 6 | 9 | 1 | 1 | 1 | | | | | 54 | 52 | | 2 |
| | | F | | | | | 1 | | 1 | 3 | 2 | 2 | 2 | | 1 | | | | | | | | | 12 | 9 | |
| SUSPICION | 27 | M | | | | | | | | | | | | | | | | | | | | | | | | |
| | | F | | | | | | | | | | | | | | | | | | | | | | | | |
| TOTAL BY SEX | | M | 6 | 5 | 7 | 9 | 4 | 7 | 6 | 18 | 21 | 7 | 22 | 18 | 14 | 3 | 6 | 3 | | | | | 156 | 139 | 1 | 16 |
| | | F | 4 | | 1 | 1 | 1 | 4 | 15 | 3 | 5 | 5 | 1 | 3 | | | | | | | | | | 43 | 29 | |
| GRAND TOTAL | | | 6 | 9 | 7 | 10 | 5 | 8 | 10 | 33 | 24 | 12 | 27 | 19 | 17 | 3 | 6 | 3 | | | | 199 | 168 | 1 | 30 | |

AGE, SEX, AND RACE OF PERSON ARRESTED
UNDER 18 YEARS OF AGE

| OFFENSE | UCR | SEX | AGE | | | | | TOTAL UNDER 18 | RACE | | | | | |
|-------------------------|-----|-----|--------|-------|-------|----|----------|----------------|----------|----------|----------|-----|-----|--|
| | | | UND 10 | 10-12 | 13-14 | 15 | 16 | | 17 | WHT | BLK | IND | ASN | |
| DRUGS/POSSESSION | 185 | M | | | | | | | | | | | | |
| | | F | | | | | | | | | | | | |
| NARCOTICS | e | M | | | | | | | | | | | | |
| | | F | | | | | | | | | | | | |
| MARIJUANA | f | M | | | | | | | | | | | | |
| | | F | | | | | | | | | | | | |
| SYNTHETIC NARCOTICS | g | M | | | | | | | | | | | | |
| | | F | | | | | | | | | | | | |
| OTHER NON-NARCOTICS | h | M | | | | | | | | | | | | |
| | | F | | | | | | | | | | | | |
| GAMBLING | 19 | M | | | | | | | | | | | | |
| | | F | | | | | | | | | | | | |
| BOOKMAKING | a | M | | | | | | | | | | | | |
| | | F | | | | | | | | | | | | |
| NUMBERS | b | M | | | | | | | | | | | | |
| | | F | | | | | | | | | | | | |
| OTHER GAMBLING | c | M | | | | | | | | | | | | |
| | | F | | | | | | | | | | | | |
| FAMILY/CHILD | 20 | M | | | | | | | | | | | | |
| | | F | | | | | | | | | | | | |
| DRIVING INFLUENCE | 21 | M | | | | | 1 | | 1 | 1 | | | | |
| | | F | | | | | | | | | | | | |
| LIQUOR LAWS | 22 | M | | | | | | | | | | | | |
| | | F | | | | | | | | | | | | |
| DRUNKENNESS | 23 | M | | | | | | | | | | | | |
| | | F | | | | | | | | | | | | |
| DISORDERLY CONDUCT | 24 | M | | | | | | | | | | | | |
| | | F | | | | | | | | | | | | |
| VAGRANCY | 25 | M | | | | | | | | | | | | |
| | | F | | | | | | | | | | | | |
| ALL OTHER | 26 | M | | | | | | | | | | | | |
| | | F | | | | | | | | | | | | |
| CURFEW | 28 | M | | | | | | | | | | | | |
| | | F | | | | | | | | | | | | |
| RUN-AWAYS | 29 | M | | | | | | | | | | | | |
| | | F | | | | | | | | | | | | |
| TOTAL BY SEX | | M | | | | | 3 | 2 | 1 | 6 | 6 | | | |
| | | F | | | | | | | | | | | | |
| GRAND TOTAL | | | | | | | 3 | 2 | 1 | 6 | 6 | | | |

ARSON OFFENSES KNOWN TO LAW ENFORCEMENT

| 1 PROPERTY CLASSIFICATION | 2 Offenses Report/ Known (Include Unfounded and Attempts) | 3 Unfounded, I.e. False/Baseless Complaints | 4 Actual Offenses (Col. 2-Col. 3 (+ Attempts)) | 5 Total Cleared by Arrest or Except. Means (+Column 6) | 6 Number of Clearances Involving Only Persons Under 18 Yrs. of Age | 7 Normally Unused Structures | 8 Estd Value of Property Damage |
|--------------------------------|--|--|---|---|---|---------------------------------|------------------------------------|
| STRUCTURE | | | | | | | |
| A. SINGLE OCCUPANT RESIDENT | 1 | | 1 | | | | |
| B. OTHER RESIDENTIAL | | | | | | | |
| C. STORAGE | | | | | | | |
| D. INDUSTRIAL/MANUFACTURE | | | | | | | |
| E. OTHER COMMERCIAL | | | | | | | |
| F. COMMUNITY/PUBLIC | | | | | | | |
| G. ALL OTHER STRUCTURES | | | | | | | |
| TOTAL | 1 | | 1 | | | | \$ - |
| MOBILE | | | | | | | |
| H. MOTOR VEHICLES | | | | | | | |
| I. OTHER MOBILE PROPERTY | | | | | | | |
| TOTAL | | | | | | | \$ - |
| OTHER | | | | | | | |
| J. CROPS, TIMBER, FENCES, ETC. | | | | | | | |
| TOTAL | | | | | | | \$ - |
| GRAND TOTAL | 1 | | 1 | | | | \$ - |

THIS PAGE INTENTIONALLY LEFT BLANK

OFFENSES KNOWN TO LAW ENFORCEMENT

| CLASSIFICATION OF OFFENSES | OFFENSES REPORTED OR KNOWN | UNFOUNDED FALSE OR BASELESS | NUMBER OF ACTUAL OFFENSES | ** OFFENSES CLEARED ** BY ARREST OR EXCEPTION | |
|-------------------------------|----------------------------|-----------------------------|---------------------------|--|----------------|
| | | | | TOTAL | JUVENILES ONLY |
| CRIMINAL HOMICIDE | | | | | |
| MURDER/NONNEG MANSLAUGHTER | 4 | | 4 | 4 | |
| MANSLAUGHTER BY NEGLIGENCE | | | | | |
| TOTAL | 4 | | 4 | 4 | |
| FORCIBLE RAPE | | | | | |
| RAPE BY FORCE | 12 | 1 | 11 | 2 | |
| ATTEMPTED FORCIBLE RAPE | | | | | |
| TOTAL | 12 | 1 | 11 | 2 | |
| ROBBERY | | | | | |
| FIREARM | | | | | |
| KNIFE/CUTTING INSTRUMENT | | | | | |
| OTHER DANGEROUS WEAPON | | | | | |
| STRONG-ARM (HANDS, FISTS) | | | | | |
| TOTAL | | | | | |
| ASSAULT | | | | | |
| FIREARM | 1 | 1 | | | |
| KNIFE OR CUTTING INSTRUMENT | 4 | 1 | 3 | 3 | |
| OTHER DANGEROUS WEAPON | 4 | | 4 | 2 | |
| HANDS, FIST, FEET, AGGRAVATED | 6 | | 6 | 5 | 2 |
| OTHER ASSAULTS - SIMPLE | 65 | 2 | 63 | 50 | 10 |
| TOTAL | 80 | 4 | 76 | 60 | 12 |
| BURGLARY | | | | | |
| FORCIBLE ENTRY | 3 | | 3 | | |
| UNLAWFUL ENTRY - NO FORCE | 16 | | 16 | 1 | 1 |
| ATTEMPTED FORCIBLE ENTRY | | | | | |
| TOTAL | 19 | | 19 | 1 | 1 |
| LARCENY-THEFT | | | | | |
| THEFT (EX MOTOR VEHICLE) | 281 | 9 | 272 | 35 | 10 |
| TOTAL | 281 | 9 | 272 | 35 | 10 |
| MOTOR VEHICLE THEFT | | | | | |
| AUTOS | 34 | 3 | 31 | 8 | 2 |
| TRUCKS AND BUSES | 4 | | 4 | | |
| OTHER VEHICLES | 5 | | 5 | 2 | 1 |
| TOTAL | 43 | 3 | 40 | 10 | 3 |
| GRAND TOTAL | | | | | |
| | 439 | 17 | 422 | 112 | 26 |

PROPERTY STOLEN BY CLASSIFICATION

| CLASSIFICATION OF OFFENSES | NUMBER ACTUAL OFFENSES | VALUE OF PROPERTY STOLEN | |
|---|------------------------------|--------------------------|----------------|
| MURDER/NONNEG MANSLAUGHTER | 4 | \$ | - |
| FORCIBLE RAPE | 11 | \$ | - |
| ROBBERY | | | |
| HIGHWAY (STREET, ALLEYS, ETC.) | | | |
| COMMERCIAL HOUSE | | | |
| GAS OR SERVICE STATION | | | |
| CONVENIENCE STORE | | | |
| RESIDENCE | | | |
| BANK | | | |
| MISCELLANEOUS | | | |
| TOTAL ROBBERY | | \$ | - |
| BURGLARY | | | |
| RESIDENCE (DWELLING) | | | |
| NIGHT (6PM-6AM) | 5 | \$ | 6,925 |
| DAY (6AM-6PM) | 5 | \$ | 900 |
| UNKNOWN | | | |
| NON-RESIDENCE (STORE ETC.) | | | |
| NIGHT (6PM-6AM) | 1 | \$ | 1,040 |
| DAY (6AM-6PM) | 7 | \$ | 1,300 |
| UNKNOWN | 1 | \$ | 3,380 |
| TOTAL BURGLARY | 19 | \$ | 13,545 |
| LARCENY-THEFT | | | |
| LARCENY BY VALUE (EX MOTOR VEHICLE) | | | |
| \$200 AND OVER | 81 | \$ | 50,223 |
| \$50 TO \$200 | 69 | \$ | 5,620 |
| UNDER \$50 | 122 | \$ | 652 |
| LARCENY BY TYPE | | | |
| POCKET-PICKING | 5 | \$ | 96 |
| PURSE-SNATCHING | | | |
| SHOPLIFTING | 12 | \$ | 1,036 |
| FROM MOTOR VEHICLE | 57 | \$ | 14,331 |
| MOTOR VEHICLE PARTS & ACCESSORIES | | | |
| BICYCLES | 74 | \$ | 12,868 |
| FROM BUILDING(EX C&H) | 54 | \$ | 11,573 |
| FROM COIN-OP MACHINES | | | |
| ALL OTHER | 70 | \$ | 16,591 |
| TOTAL LARCENY | 272 | 272 \$ | 56,495 \$ |
| MOTOR VEHICLE THEFT | | | |
| MOTOR VEHICLE THEFT | 40 | \$ | 261,400 |
| STOLEN & RECOVERED LOCALLY | 28 | | |
| STOLEN LOCALLY & RECOVERED OTHER JURIS. | | | |
| TOTAL LOCALLY STOLEN MOTOR VEHICLES | 28 | | |
| STOLEN OTHER JURIS. & RECOVERED LOCAL | | | |
| TOTAL | 40 | \$ | 261,400 |
| GRAND TOTAL | 346 | \$ | 331,440 |

PROPERTY STOLEN / RECOVERED BY TYPE

| TYPE OF PROPERTY | VALUE OF PROPERTY STOLEN | VALUE OF PROPERTY RECOVERED |
|------------------------------|--------------------------|-----------------------------|
| CURRENCY, NOTES, ETC. | \$ 1,418 | |
| JEWELRY & PRECIOUS METALS | \$ 10,900 | |
| CLOTHING AND FURS | \$ 1,164 | \$ 75 |
| LOCALLY STOLEN MOTOR VEHICLE | \$ 256,400 | \$ 177,710 |
| OFFICE EQUIPMENT | \$ 2,111 | |
| TV, RADIOS, CAMERAS, ETC. | \$ 4,275 | \$ 145 |
| FIREARMS | \$ 3,760 | \$ 2,700 |
| HOUSEHOLD GOODS | \$ 1,720 | \$ 50 |
| CONSUMABLE GOODS | \$ 2,862 | |
| LIVESTOCK | | |
| MISCELLANEOUS | \$ 46,830 | \$ 8,970 |
| GRAND TOTAL | \$ 331,440 | \$ 189,650 |

AGE, SEX, AND RACE OF PERSON ARRESTED
18 YEARS OF AGE AND OVER

| OFFENSE | UCR | SEX | AGE | | | | | | | | | | | | | TOTAL | RACE | | | | | | | | | | |
|--------------------|-----|-----|-----------|-----------|-----------|-----------|-----------|-----------|-----------|-----------|-----------|-----------|-----------|-----------|-----------|-----------|----------|----|-----|-----|-----|------------|------------|----------|------------|-----------|----|
| | | | 18 | 19 | 20 | 21 | 22 | 23 | 24 | 25 | 30 | 35 | 40 | 45 | 50 | | 55 | 60 | 65+ | WHT | BLK | IND | ASN | | | | |
| GAMBLING | 19 | M | | | | | | | | | | | | | | | | | | | | | | | | | |
| | | F | | | | | | | | | | | | | | | | | | | | | | | | | |
| BOOKMAKING | a | M | | | | | | | | | | | | | | | | | | | | | | | | | |
| | | F | | | | | | | | | | | | | | | | | | | | | | | | | |
| NUMBERS | b | M | | | | | | | | | | | | | | | | | | | | | | | | | |
| | | F | | | | | | | | | | | | | | | | | | | | | | | | | |
| OTHER GAMBLING | c | M | | | | | | | | | | | | | | | | | | | | | | | | | |
| | | F | | | | | | | | | | | | | | | | | | | | | | | | | |
| FAMILY/CHILD | 20 | M | | | | | | | | | | | | | | | | | | | | | | | | 1 | |
| | | F | | | 1 | | | | | | | | | | | | | | | | | | | 1 | | | |
| DWI | 21 | M | 1 | 1 | 2 | 5 | 1 | 1 | 3 | 11 | 6 | 5 | 6 | 3 | 5 | 4 | 1 | | | | | | 55 | 55 | | 17 | 4 |
| | | F | | | 2 | 1 | 1 | 1 | | 1 | 4 | 4 | 3 | 1 | 2 | 1 | | | | | | | | 21 | | | |
| LIQUOR LAWS | 22 | M | 2 | 8 | 7 | 1 | | 1 | | 1 | | | 2 | | | | | | | | | | 22 | 16 | 1 | 10 | 2 |
| | | F | 2 | 1 | 1 | | | 1 | | | | | 1 | 1 | | | | | | | | | | 7 | | | |
| DRUNKENNESS | 23 | M | | | | | | | | | | | | | | | | | | | | | | | | | |
| | | F | | | | | | | | | | | | | | | | | | | | | | | | | |
| DISORDERLY CONDUCT | 24 | M | | 2 | | | 1 | | | 4 | | | 1 | | | | | | | | | | 8 | 4 | | 8 | |
| | | F | | | | | 1 | | | | 3 | | | | | | | | | | | | | 4 | | | |
| VAGRANCY | 25 | M | | | | | | | | | | | | | | | | | | | | | | | | | |
| | | F | | | | | | | | | | | | | | | | | | | | | | | | | |
| ALL OTHER | 26 | M | 7 | 6 | 11 | 3 | 5 | 3 | | 27 | 9 | 7 | 10 | 8 | 4 | 1 | 4 | | | | | | 105 | 61 | | 82 | 8 |
| | | F | | 2 | | | 4 | 3 | 4 | 6 | 8 | 4 | 5 | 5 | 4 | 1 | | | | | | | | 46 | | | |
| SUSPICION | 27 | M | | | | | | | | | | | | | | | | | | | | | | | | | |
| | | F | | | | | | | | | | | | | | | | | | | | | | | | | |
| TOTAL BY SEX | | M | 22 | 22 | 28 | 17 | 13 | 11 | 4 | 69 | 21 | 22 | 25 | 21 | 16 | 8 | 6 | | | | | | 305 | 204 | 2 | 189 | 20 |
| | | F | 3 | 4 | 4 | 3 | 11 | 5 | 6 | 14 | 17 | 9 | 9 | 13 | 9 | 3 | | | | | | | | 110 | | | |
| GRAND TOTAL | | | 25 | 26 | 32 | 20 | 24 | 16 | 10 | 83 | 38 | 31 | 34 | 34 | 25 | 11 | 6 | | | | | 415 | 204 | 2 | 189 | 20 | |

AGE, SEX, AND RACE OF PERSON ARRESTED
UNDER 18 YEARS OF AGE

| OFFENSE | UCR | SEX | AGE | | | | | | TOTAL UNDER 18 | RACE | | | |
|-------------------------|-----|-----|----------|----------|-----------|-----------|----------|-----------|----------------|-----------|----------|-----------|-----------|
| | | | UND 10 | 10-12 | 13-14 | 15 | 16 | 17 | | WHT | BLK | IND | ASN |
| DRUGS/POSSESSION | 185 | M | | | | 1 | 2 | 4 | 7 | 4 | | 2 | 1 |
| | | F | | | | | | | | | | | |
| NARCOTICS | e | M | | | | | | | | | | | |
| | | F | | | | | | | | | | | |
| MARIJUANA | f | M | | | | 1 | 2 | 4 | 7 | 4 | | 2 | 1 |
| | | F | | | | | | | | | | | |
| SYNTHETIC NARCOTICS | g | M | | | | | | | | | | | |
| | | F | | | | | | | | | | | |
| OTHER NON-NARCOTICS | h | M | | | | | | | | | | | |
| | | F | | | | | | | | | | | |
| GAMBLING | 19 | M | | | | | | | | | | | |
| | | F | | | | | | | | | | | |
| BOOKMAKING | a | M | | | | | | | | | | | |
| | | F | | | | | | | | | | | |
| NUMBERS | b | M | | | | | | | | | | | |
| | | F | | | | | | | | | | | |
| OTHER GAMBLING | c | M | | | | | | | | | | | |
| | | F | | | | | | | | | | | |
| FAMILY/CHILD | 20 | M | | | | | | | | | | | |
| | | F | | | | | | | | | | | |
| DRIVING INFLUENCE | 21 | M | | | | | | 1 | 1 | 1 | | 1 | |
| | | F | | | | | | 1 | 1 | | | | |
| LIQUOR LAWS | 22 | M | | | | | 1 | 2 | 3 | | | 5 | |
| | | F | | | | | | 2 | 2 | | | | |
| DRUNKENNESS | 23 | M | | | | | | | | | | | |
| | | F | | | | | | | | | | | |
| DISORDERLY CONDUCT | 24 | M | | | | 2 | | | 2 | 1 | | | 1 |
| | | F | | | | | | | | | | | |
| VAGRANCY | 25 | M | | | | | | | | | | | |
| | | F | | | | | | | | | | | |
| ALL OTHER | 26 | M | | | | 2 | | 3 | 5 | 1 | 1 | 4 | |
| | | F | | | | | 1 | | 1 | | | | |
| CURFEW | 28 | M | | | | | | | | | | | |
| | | F | | | | | | | | | | | |
| RUN-AWAYS | 29 | M | | | | | | | | | | | |
| | | F | | | | | | | | | | | |
| TOTAL BY SEX | | M | 4 | 2 | 5 | 21 | 6 | 24 | 62 | 29 | 1 | 35 | 11 |
| | | F | | | 7 | | 2 | 5 | 14 | | | | |
| GRAND TOTAL | | | 4 | 2 | 12 | 21 | 8 | 29 | 76 | 29 | 1 | 35 | 11 |

ARSON OFFENSES KNOWN TO LAW ENFORCEMENT

| 1 PROPERTY CLASSIFICATION | 2 Offenses Report/ Known (Include Unfounded and Attempts) | 3 Unfounded, i.e. False/Baseless Complaints | 4 Actual Offenses (Col. 2-Col. 3 (+ Attempts)) | 5 Total Cleared by Arrest or Except. Means (+Column 6) | 6 Number of Clearances Involving Only Persons Under 18 Yrs. of Age | 7 Normally Unused Structures | 8 Estd Value of Property Damage |
|--------------------------------|--|--|---|---|---|---------------------------------|------------------------------------|
| STRUCTURE | | | | | | | |
| A. SINGLE OCCUPANT RESIDENT | | | | | | | |
| B. OTHER RESIDENTIAL | | | | | | | |
| C. STORAGE | | | | | | | |
| D. INDUSTRIAL/MANUFACTURE | | | | | | | |
| E. OTHER COMMERCIAL | | | | | | | |
| F. COMMUNITY/PUBLIC | | | | | | | |
| G. ALL OTHER STRUCTURES | | | | | | | |
| TOTAL | | | | | | | \$ - |
| MOBILE | | | | | | | |
| H. MOTOR VEHICLES | | | | | | | |
| I. OTHER MOBILE PROPERTY | | | | | | | |
| TOTAL | | | | | | | \$ - |
| OTHER | | | | | | | |
| J. CROPS, TIMBER, FENCES, ETC. | | | | | | | |
| TOTAL | | | | | | | \$ - |
| GRAND TOTAL | | | | | | | \$ - |

LAW ENFORCEMENT OFFICERS KILLED OR ASSAULTED

| TYPE OF ACTIVITY | TOTAL ASSAULTS BY WEAPON | TYPE OF WEAPON | | | | TYPE OF ASSIGNMENT | | | | | | | | POLICE ASSAULT CLEARED |
|-------------------------------|--------------------------|----------------|-----------------------|---------------------|------------------|--------------------|-----------------|----------|----------------|--------|-------|--------|----------|------------------------|
| | | FIRE ARM | KNIFE OTHER CUT INSTR | OTHER DANGER WEAPON | HANDS FISTS FEET | TWO MAN VEH | ONE MAN VEHICLE | | SPECIAL ASSIGN | | OTHER | | | |
| | | | | | | | ALONE | ASSIST | ALONE | ASSIST | ALONE | ASSIST | | |
| A | B | C | D | E | F | G | H | I | J | K | L | M | | |
| 1. RESPOND DISTURBANCE CALL | 4 | | | | 4 | | 1 | 3 | | | | | 4 | |
| 2. BURGLARY IN PROGRESS | | | | | | | | | | | | | | |
| 3. ROBBERY IN PROGRESS | | | | | | | | | | | | | | |
| 4. ATTEMPT OTHER ARREST | 1 | | | | 1 | | | 1 | | | | | | |
| 5. CIVIL DISORDER | | | | | | | | | | | | | | |
| 6. HANDLE/TRANSORT PRISONER | | | | | | | | | | | | | | |
| 7. INVESTIGATE SUS PERSON/CIR | | | | | | | | | | | | | | |
| 8. AMBUSH - NO WARNING | | | | | | | | | | | | | | |
| 9. MENTALLY DERANGED | | | | | | | | | | | | | | |
| 10. TRAFFIC PURSUIT/STOPS | | | | | | | | | | | | | | |
| 11. ALL OTHER | 3 | | | 1 | 2 | | 2 | 1 | | | | | 3 | |
| 12. TOTAL (1-11) | 8 | | | 1 | 7 | | 3 | 5 | | | | | 7 | |
| 13. NUMBER WITH INJURY | 3 | | | 1 | 2 | | | | | | | | | |
| 14. NUMBER WITHOUT INJURY | 5 | | | | 5 | | | | | | | | | |
| 15. TIME OF ASSAULTS | 12 AM | 2 AM | 4 AM | 6 AM | 8 AM | 10 AM | NOON | 2 PM | 4 PM | 6 PM | 8 PM | 10 PM | UNK | |
| | 1 | 3 | 2 | | | | | 1 | | | 1 | | | |

THIS PAGE INTENTIONALLY LEFT BLANK

OFFENSES KNOWN TO LAW ENFORCEMENT

| CLASSIFICATION OF OFFENSES | OFFENSES REPORTED OR KNOWN | UNFOUNDED FALSE OR BASELESS | NUMBER OF ACTUAL OFFENSES | ** OFFENSES CLEARED ** BY ARREST OR EXCEPTION | |
|-------------------------------|----------------------------|-----------------------------|---------------------------|--|----------------|
| | | | | TOTAL | JUVENILES ONLY |
| CRIMINAL HOMICIDE | | | | | |
| MURDER/NONNEG MANSLAUGHTER | | | | | |
| MANSLAUGHTER BY NEGLIGENCE | | | | | |
| TOTAL | | | | | |
| FORCIBLE RAPE | | | | | |
| RAPE BY FORCE | | | | | |
| ATTEMPTED FORCIBLE RAPE | 1 | | 1 | 1 | |
| TOTAL | 1 | | 1 | 1 | |
| ROBBERY | | | | | |
| FIREARM | | | | | |
| KNIFE/CUTTING INSTRUMENT | | | | | |
| OTHER DANGEROUS WEAPON | | | | | |
| STRONG-ARM (HANDS, FISTS) | | | | | |
| TOTAL | | | | | |
| ASSAULT | | | | | |
| FIREARM | | | | | |
| KNIFE OR CUTTING INSTRUMENT | | | | 1 | |
| OTHER DANGEROUS WEAPON | | | | | |
| HANDS, FIST, FEET, AGGRAVATED | 5 | | 5 | 3 | |
| OTHER ASSAULTS - SIMPLE | 1 | | 1 | | |
| TOTAL | 6 | | 6 | 4 | |
| BURGLARY | | | | | |
| FORCIBLE ENTRY | 3 | | 3 | 1 | |
| UNLAWFUL ENTRY - NO FORCE | 2 | | 2 | 1 | |
| ATTEMPTED FORCIBLE ENTRY | | | | | |
| TOTAL | 5 | | 5 | 2 | |
| LARCENY-THEFT | | | | | |
| THEFT (EX MOTOR VEHICLE) | 57 | 4 | 53 | 7 | |
| TOTAL | 57 | 4 | 53 | 7 | |
| MOTOR VEHICLE THEFT | | | | | |
| AUTOS | 1 | 1 | | | |
| TRUCKS AND BUSES | | | | | |
| OTHER VEHICLES | | | | | |
| TOTAL | 1 | 1 | | | |
| GRAND TOTAL | 70 | 5 | 65 | 14 | |

PROPERTY STOLEN BY CLASSIFICATION

| CLASSIFICATION OF OFFENSES | NUMBER ACTUAL OFFENSES | VALUE OF PROPERTY STOLEN |
|---|------------------------------|--------------------------|
| MURDER/NONNEG MANSLAUGHTER | | \$ - |
| FORCIBLE RAPE | | \$ - |
| ROBBERY | | |
| HIGHWAY (STREET, ALLEYS, ETC.) | | |
| COMMERCIAL HOUSE | | |
| GAS OR SERVICE STATION | | |
| CONVENIENCE STORE | | |
| RESIDENCE | | |
| BANK | | |
| MISCELLANEOUS | | |
| TOTAL ROBBERY | | \$ - |
| BURGLARY | | |
| RESIDENCE (DWELLING) | | |
| NIGHT (6PM-6AM) | | |
| DAY (6AM-6PM) | 1 | \$ 1,250 |
| UNKNOWN | 1 | \$ 300 |
| NON-RESIDENCE (STORE ETC.) | | |
| NIGHT (6PM-6AM) | 3 | \$ 171,000 |
| DAY (6AM-6PM) | | |
| UNKNOWN | | |
| TOTAL BURGLARY | 5 | \$ 172,550 |
| LARCENY-THEFT | | |
| LARCENY BY VALUE (EX MOTOR VEHICLE) | | |
| \$200 AND OVER | 17 | \$ 467,741 |
| \$50 TO \$200 | 32 | \$ 3,190 |
| UNDER \$50 | 4 | \$ 122 |
| LARCENY BY TYPE | | |
| POCKET-PICKING | | |
| PURSE-SNATCHING | | |
| SHOPLIFTING | 2 | \$ 999 |
| FROM MOTOR VEHICLE | 1 | \$ 18 |
| MOTOR VEHICLE PARTS & ACCESSORIES | 2 | \$ 530 |
| BICYCLES | 28 | \$ 3,300 |
| FROM BUILDING(EX C&H) | 9 | \$ 465,208 |
| FROM COIN-OP MACHINES | | |
| ALL OTHER | 11 | \$ 998 |
| TOTAL LARCENY | 53 | \$ 471,053 |
| MOTOR VEHICLE THEFT | | |
| MOTOR VEHICLE THEFT | 1 | |
| STOLEN & RECOVERED LOCALLY | | |
| STOLEN LOCALLY & RECOVERED OTHER JURIS. | | |
| TOTAL LOCALLY STOLEN MOTOR VEHICLES | | |
| STOLEN OTHER JURIS. & RECOVERED LOCAL | | |
| TOTAL | 1 | \$ - |
| GRAND TOTAL | 59 | \$ 643,603 |

PROPERTY STOLEN / RECOVERED BY TYPE

| TYPE OF PROPERTY | VALUE OF PROPERTY STOLEN | VALUE OF PROPERTY RECOVERED |
|------------------------------|--------------------------|-----------------------------|
| CURRENCY, NOTES, ETC. | \$ 40,400 | |
| JEWELRY & PRECIOUS METALS | \$ 554,224 | \$ 100,000 |
| CLOTHING AND FURS | | |
| LOCALLY STOLEN MOTOR VEHICLE | | |
| OFFICE EQUIPMENT | \$ 32,000 | \$ 30,000 |
| TV, RADIOS, CAMERAS, ETC. | \$ 3,999 | \$ 1,450 |
| FIREARMS | | |
| HOUSEHOLD GOODS | \$ 850 | |
| CONSUMABLE GOODS | \$ 589 | \$ 98 |
| LIVESTOCK | | |
| MISCELLANEOUS | \$ 11,541 | \$ 4,547 |
| GRAND TOTAL | \$ 643,603 | \$ 136,095 |

AGE, SEX, AND RACE OF PERSON ARRESTED
18 YEARS OF AGE AND OVER

| OFFENSE | UCR | SEX | AGE | | | | | | | | | | | | | RACE | | | | | | |
|--------------------|-----|-----|----------|----------|----|----|----|----------|----------|----------|----------|----------|----------|----------|----------|----------|-----------|-----------|----------|----------|-----|-----|
| | | | 18 | 19 | 20 | 21 | 22 | 23 | 24 | 25 | 30 | 35 | 40 | 45 | 50 | 55 | 60 | 65+ | TOTAL | WHT | BLK | IND |
| GAMBLING | 19 | M | | | | | | | | | | | | | | | | | | | | |
| | | F | | | | | | | | | | | | | | | | | | | | |
| BOOKMAKING | a | M | | | | | | | | | | | | | | | | | | | | |
| | | F | | | | | | | | | | | | | | | | | | | | |
| NUMBERS | b | M | | | | | | | | | | | | | | | | | | | | |
| | | F | | | | | | | | | | | | | | | | | | | | |
| OTHER GAMBLING | c | M | | | | | | | | | | | | | | | | | | | | |
| | | F | | | | | | | | | | | | | | | | | | | | |
| FAMILY/CHILD | 20 | M | | | | | | | | | | | | | | | | | | | | |
| | | F | | | | | | | | | | | | | | | | | | | | |
| DWI | 21 | M | | | | | | | | | | | 1 | 1 | 1 | 3 | | 6 | | 6 | | |
| | | F | | | | | | | | | | | 1 | 1 | | 1 | | 3 | | 3 | | |
| LIQUOR LAWS | 22 | M | | | | | | | | | | | | | | | | | | | | |
| | | F | | | | | | | | | | | | | | | | | | | | |
| DRUNKENNESS | 23 | M | | | | | | | | | | | | | | | | | | | | |
| | | F | | | | | | | | | | | | | | | | | | | | |
| DISORDERLY CONDUCT | 24 | M | | | | | | | | | | | | | | | | | | | | |
| | | F | | | | | | | | | | | | | | | | | | | | |
| VAGRANCY | 25 | M | | | | | | | | | | | | | | | | | | | | |
| | | F | | | | | | | | | | | | | | | | | | | | |
| ALL OTHER | 26 | M | | | | | | | | 1 | | 1 | | | | 1 | | 3 | | 2 | 1 | |
| | | F | | | | | | | | | | | | | | | | | | | | |
| SUSPICION | 27 | M | | | | | | | | | | | | | | | | | | | | |
| | | F | | | | | | | | | | | | | | | | | | | | |
| TOTAL BY SEX | | M | 2 | | 1 | | | | 2 | 2 | 1 | 1 | 1 | 3 | 1 | | 14 | | 12 | 2 | | |
| | | F | | | | | | | 1 | 1 | 1 | | 1 | | 1 | | 5 | | 4 | | 1 | |
| GRAND TOTAL | | | 2 | 1 | | | | 1 | 3 | 1 | 2 | 2 | 1 | 1 | 4 | 1 | 19 | 16 | 2 | 1 | | |

AGE, SEX, AND RACE OF PERSON ARRESTED
UNDER 18 YEARS OF AGE

| OFFENSE | UCR | SEX | AGE | | | | | TOTAL UNDER 18 | RACE | | | |
|-------------------------|-----|-----|--------|-------|-------|----|----|----------------|------|-----|-----|-----|
| | | | UND 10 | 10-12 | 13-14 | 15 | 16 | | 17 | WHT | BLK | IND |
| DRUGS/POSSESSION | 185 | M | | | | | | | | | | |
| | | F | | | | | | | | | | |
| NARCOTICS | e | M | | | | | | | | | | |
| | | F | | | | | | | | | | |
| MARIJUANA | f | M | | | | | | | | | | |
| | | F | | | | | | | | | | |
| SYNTHETIC NARCOTICS | g | M | | | | | | | | | | |
| | | F | | | | | | | | | | |
| OTHER NON-NARCOTICS | h | M | | | | | | | | | | |
| | | F | | | | | | | | | | |
| GAMBLING | 19 | M | | | | | | | | | | |
| | | F | | | | | | | | | | |
| BOOKMAKING | a | M | | | | | | | | | | |
| | | F | | | | | | | | | | |
| NUMBERS | b | M | | | | | | | | | | |
| | | F | | | | | | | | | | |
| OTHER GAMBLING | c | M | | | | | | | | | | |
| | | F | | | | | | | | | | |
| FAMILY/CHILD | 20 | M | | | | | | | | | | |
| | | F | | | | | | | | | | |
| DRIVING INFLUENCE | 21 | M | | | | | | | | | | |
| | | F | | | | | | | | | | |
| LIQUOR LAWS | 22 | M | | | | | | | | | | |
| | | F | | | | | | | | | | |
| DRUNKENNESS | 23 | M | | | | | | | | | | |
| | | F | | | | | | | | | | |
| DISORDERLY CONDUCT | 24 | M | | | | | | | | | | |
| | | F | | | | | | | | | | |
| VAGRANCY | 25 | M | | | | | | | | | | |
| | | F | | | | | | | | | | |
| ALL OTHER | 26 | M | | | | | | | | | | |
| | | F | | | | | | | | | | |
| CURFEW | 28 | M | | | | | | | | | | |
| | | F | | | | | | | | | | |
| RUN-AWAYS | 29 | M | | | | | | | | | | |
| | | F | | | | | | | | | | |
| TOTAL BY SEX | | M | | | | | | | | | | |
| | | F | | | | | | | | | | |
| GRAND TOTAL | | | | | | | | | | | | |

ARSON OFFENSES KNOWN TO LAW ENFORCEMENT

| 1 PROPERTY CLASSIFICATION | 2 Offenses Report/ Known (Include Unfounded and Attempts) | 3 Unfounded, I.e. False/Baseless Complaints | 4 Actual Offenses (Col. 2-Col. 3 (+ Attempts)) | 5 Total Cleared by Arrest or Except. Means (+Column 6) | 6 Number of Clearances Involving Only Persons Under 18 Yrs. of Age | 7 Normally Unused Structures | 8 Estd Value of Property Damage |
|--------------------------------|--|--|---|---|---|---------------------------------|------------------------------------|
| STRUCTURE | | | | | | | |
| A. SINGLE OCCUPANT RESIDENT | | | | | | | |
| B. OTHER RESIDENTIAL | | | | | | | |
| C. STORAGE | | | | | | | |
| D. INDUSTRIAL/MANUFACTURE | | | | | | | |
| E. OTHER COMMERCIAL | | | | | | | |
| F. COMMUNITY/PUBLIC | | | | | | | |
| G. ALL OTHER STRUCTURES | | | | | | | |
| TOTAL | | | | | | | \$ - |
| MOBILE | | | | | | | |
| H. MOTOR VEHICLES | | | | | | | |
| I. OTHER MOBILE PROPERTY | | | | | | | |
| TOTAL | | | | | | | \$ - |
| OTHER | | | | | | | |
| J. CROPS, TIMBER, FENCES, ETC. | | | | | | | |
| TOTAL | | | | | | | \$ - |
| GRAND TOTAL | | | | | | | \$ - |

LAW ENFORCEMENT OFFICERS KILLED OR ASSAULTED

| TYPE OF ACTIVITY | TOTAL ASSAULTS BY WEAPON | TYPE OF WEAPON | | | | TYPE OF ASSIGNMENT | | | | | | | POLICE ASSAULT CLEARED |
|-------------------------------|--------------------------|----------------|-----------------------|---------------------|------------------|--------------------|-----------------|--------|----------------|--------|-------|--------|------------------------|
| | | FIRE ARM | KNIFE OTHER CUT INSTR | OTHER DANGER WEAPON | HANDS FISTS FEET | TWO MAN VEH | ONE MAN VEHICLE | | SPECIAL ASSIGN | | OTHER | | |
| | | | | | | | ALONE | ASSIST | ALONE | ASSIST | ALONE | ASSIST | |
| A | B | C | D | E | F | G | H | I | J | K | L | M | |
| 1. RESPOND DISTURBANCE CALL | | | | | | | | | | | | | |
| 2. BURGLARY IN PROGRESS | | | | | | | | | | | | | |
| 3. ROBBERY IN PROGRESS | | | | | | | | | | | | | |
| 4. ATTEMPT OTHER ARREST | | | | | | | | | | | | | |
| 5. CIVIL DISORDER | | | | | | | | | | | | | |
| 6. HANDLE/TRANSORT PRISONER | | | | | | | | | | | | | |
| 7. INVESTIGATE SUS PERSON/CIR | | | | | | | | | | | | | |
| 8. AMBUSH - NO WARNING | | | | | | | | | | | | | |
| 9. MENTALLY DERANGED | | | | | | | | | | | | | |
| 10. TRAFFIC PURSUIT/STOPS | | | | | | | | | | | | | |
| 11. ALL OTHER | | | | | | | | | | | | | |
| 12. TOTAL (1-11) | | | | | | | | | | | | | |
| 13. NUMBER WITH INJURY | | | | | | | | | | | | | |
| 14. NUMBER WITHOUT INJURY | | | | | | | | | | | | | |
| 15. TIME OF ASSAULTS | 12 AM | 2 AM | 4 AM | 6 AM | 8 AM | 10 AM | NOON | 2 PM | 4 PM | 6 PM | 8 PM | 10 PM | UNK |

THIS PAGE INTENTIONALLY LEFT BLANK

OFFENSES KNOWN TO LAW ENFORCEMENT

| CLASSIFICATION OF OFFENSES | OFFENSES REPORTED OR KNOWN | UNFOUNDED FALSE OR BASELESS | NUMBER OF ACTUAL OFFENSES | ** OFFENSES CLEARED ** BY ARREST OR EXCEPTION | |
|-------------------------------|----------------------------|-----------------------------|---------------------------|--|----------------|
| | | | | TOTAL | JUVENILES ONLY |
| CRIMINAL HOMICIDE | | | | | |
| MURDER/NONNEG MANSLAUGHTER | | | | | |
| MANSLAUGHTER BY NEGLIGENCE | | | | | |
| TOTAL | | | | | |
| FORCIBLE RAPE | | | | | |
| RAPE BY FORCE | 1 | | 1 | 1 | |
| ATTEMPTED FORCIBLE RAPE | | | | | |
| TOTAL | 1 | | 1 | 1 | |
| ROBBERY | | | | | |
| FIREARM | | | | | |
| KNIFE/CUTTING INSTRUMENT | | | | | |
| OTHER DANGEROUS WEAPON | | | | | |
| STRONG-ARM (HANDS, FISTS) | 1 | 1 | | 1 | |
| TOTAL | 1 | 1 | | 1 | |
| ASSAULT | | | | | |
| FIREARM | 1 | | 1 | | |
| KNIFE OR CUTTING INSTRUMENT | 3 | | 3 | 3 | |
| OTHER DANGEROUS WEAPON | | | | | |
| HANDS, FIST, FEET, AGGRAVATED | 7 | | 7 | 6 | |
| OTHER ASSAULTS - SIMPLE | 71 | | 71 | 69 | 1 |
| TOTAL | 82 | | 82 | 78 | 1 |
| BURGLARY | | | | | |
| FORCIBLE ENTRY | 7 | | 7 | 6 | 1 |
| UNLAWFUL ENTRY - NO FORCE | 8 | 1 | 7 | 6 | |
| ATTEMPTED FORCIBLE ENTRY | 4 | | 4 | 4 | |
| TOTAL | 19 | 1 | 18 | 16 | 1 |
| LARCENY-THEFT | | | | | |
| THEFT (EX MOTOR VEHICLE) | 233 | | 233 | 202 | |
| TOTAL | 233 | | 233 | 202 | |
| MOTOR VEHICLE THEFT | | | | | |
| AUTOS | 6 | | 6 | 5 | |
| TRUCKS AND BUSES | | | | | |
| OTHER VEHICLES | 1 | | 1 | 1 | |
| TOTAL | 7 | | 7 | 6 | |
| GRAND TOTAL | 343 | 2 | 341 | 304 | 2 |

PROPERTY STOLEN BY CLASSIFICATION

| CLASSIFICATION OF OFFENSES | NUMBER ACTUAL OFFENSES | VALUE OF PROPERTY STOLEN |
|---|------------------------------|---------------------------|
| MURDER/NONNEG MANSLAUGHTER | | \$ - |
| FORCIBLE RAPE | 1 | \$ - |
| ROBBERY | | |
| HIGHWAY (STREET, ALLEYS, ETC.) | | |
| COMMERCIAL HOUSE | | |
| GAS OR SERVICE STATION | | |
| CONVENIENCE STORE | | |
| RESIDENCE | | |
| BANK | | |
| MISCELLANEOUS | | |
| TOTAL ROBBERY | | \$ - |
| BURGLARY | | |
| RESIDENCE (DWELLING) | | |
| NIGHT (6PM-6AM) | 2 | \$ 3,750 |
| DAY (6AM-6PM) | 4 | \$ 223 |
| UNKNOWN | 3 | \$ 265 |
| NON-RESIDENCE (STORE ETC.) | | |
| NIGHT (6PM-6AM) | 4 | \$ 2,241 |
| DAY (6AM-6PM) | 2 | \$ 550 |
| UNKNOWN | 3 | \$ 2,541 |
| TOTAL BURGLARY | 18 | \$ 9,570 |
| LARCENY-THEFT | | |
| LARCENY BY VALUE (EX MOTOR VEHICLE) | | |
| \$200 AND OVER | 86 | \$ 116,661 |
| \$50 TO \$200 | 62 | \$ 6,556 |
| UNDER \$50 | 85 | \$ 1,210 |
| LARCENY BY TYPE | | |
| POCKET-PICKING | | |
| PURSE-SNATCHING | 8 | \$ 2,771 |
| SHOPLIFTING | 86 | \$ 6,576 |
| FROM MOTOR VEHICLE | 33 | \$ 11,558 |
| MOTOR VEHICLE PARTS & ACCESSORIES | 2 | \$ 1,150 |
| BICYCLES | 27 | \$ 5,654 |
| FROM BUILDING(EX C&H) | 31 | \$ 25,535 |
| FROM COIN-OP MACHINES | | |
| ALL OTHER | 46 | \$ 71,183 |
| TOTAL LARCENY | 233 | 233 \$ 124,427 \$ 124,427 |
| MOTOR VEHICLE THEFT | | |
| MOTOR VEHICLE THEFT | 7 | \$ 19,757 |
| STOLEN & RECOVERED LOCALLY | 10 | |
| STOLEN LOCALLY & RECOVERED OTHER JURIS. | 2 | |
| TOTAL LOCALLY STOLEN MOTOR VEHICLES | 12 | |
| STOLEN OTHER JURIS. & RECOVERED LOCAL | | |
| TOTAL | 7 | \$ 19,757 |
| GRAND TOTAL | 259 | \$ 153,754 |

PROPERTY STOLEN / RECOVERED BY TYPE

| TYPE OF PROPERTY | VALUE OF PROPERTY STOLEN | VALUE OF PROPERTY RECOVERED |
|------------------------------|--------------------------|-----------------------------|
| CURRENCY, NOTES, ETC. | \$ 68,353 | \$ 1,242 |
| JEWELRY & PRECIOUS METALS | \$ 4,681 | \$ 226 |
| CLOTHING AND FURS | \$ 1,747 | \$ 562 |
| LOCALLY STOLEN MOTOR VEHICLE | \$ 21,957 | \$ 27,900 |
| OFFICE EQUIPMENT | \$ 1,844 | \$ 1,173 |
| TV, RADIOS, CAMERAS, ETC. | \$ 8,080 | \$ 2,792 |
| FIREARMS | \$ 14,000 | |
| HOUSEHOLD GOODS | \$ 125 | \$ 85 |
| CONSUMABLE GOODS | \$ 2,813 | \$ 1,365 |
| LIVESTOCK | | |
| MISCELLANEOUS | \$ 30,154 | \$ 9,451 |
| GRAND TOTAL | \$ 153,754 | \$ 44,796 |

AGE, SEX, AND RACE OF PERSON ARRESTED
18 YEARS OF AGE AND OVER

| OFFENSE | UCR | SEX | AGE | | | | | | | | | | | | | TOTAL | RACE | | | | | | | | | |
|-----------------------|-----|-----|-----|----|----|----|----|----|----|----|----|----|----|----|----|-------|------|----|-----|-----|-----|-----|-----|----|---|----|
| | | | 18 | 19 | 20 | 21 | 22 | 23 | 24 | 25 | 30 | 35 | 40 | 45 | 50 | | 55 | 60 | 65+ | WHT | BLK | IND | ASN | | | |
| MURDER | 01a | M | | | | | | | | | | | | | | | | | | | | | | | | |
| | | F | | | | | | | | | | | | | | | | | | | | | | | | |
| MANSLAUGHTER/NEG | 01b | M | | | | | | | | | | | | | | | | | | | | | | | | |
| | | F | | | | | | | | | | | | | | | | | | | | | | | | |
| FORCIBLE RAPE | 02 | M | | | | | | | | | | | | | | | | | | | | | | | | |
| | | F | | | | | | | | | | | | | | | | | | | | | | | | |
| ROBBERY | 03 | M | | | | | | | | | | | | | | | | | | | | | | | | |
| | | F | | | | | | | | | | | | | | | | | | | | | | | | |
| AGGRAVATED ASSAULT | 04 | M | | | 1 | | 1 | 1 | | 1 | 1 | 2 | | | 1 | 1 | | | | | | | 9 | 9 | | 1 |
| | | F | | | | | | | | | 1 | | | | | | | | | | | | 1 | | | |
| BURGLARY | 05 | M | | 2 | | | 2 | | | 1 | | | | | | | | | | | | | 5 | 5 | | |
| | | F | | | | | | | | | | | | | | | | | | | | | | | | |
| LARCENY | 06 | M | 6 | 4 | 3 | 3 | | 5 | 1 | 6 | 1 | 2 | 2 | 2 | | | | | | | 1 | | 36 | 66 | 2 | 5 |
| | | F | 3 | | 3 | 1 | 2 | 2 | | 5 | 3 | 4 | 5 | 5 | 2 | | | | | | 2 | | 37 | | | |
| MOTOR VEHICLE THEFT | 07 | M | | | | | | | | | | | | | | | | | | | | | | | | |
| | | F | | | | | | | | | | | | | | | | | | | | | | | | |
| OTHER ASSAULTS | 08 | M | | | 3 | 1 | 5 | 2 | 5 | 13 | 2 | 4 | 5 | 5 | 2 | | | | | | | | 47 | 49 | | 10 |
| | | F | 1 | | | 2 | | 1 | | | 2 | 1 | 1 | 2 | | | | | | 1 | 1 | | 12 | | | |
| ARSON | 09 | M | | | | | | | | | | | | | | | | | | | | | | | | |
| | | F | | | | | | | | | | | | | | | | | | | | | | | | |
| FORGERY | 10 | M | | | 1 | | | | | | | | | | | | | | | | | | 1 | 1 | | |
| | | F | | | | | | | | | | | | | | | | | | | | | | | | |
| FRAUD | 11 | M | | | | | | | | | | | | | | | | | | | | | | | | |
| | | F | | | | | | | | | | | | | | | | | | | | | | | | |
| EMBEZZLEMENT | 12 | M | | | | | | | | | | | | | | | | | | | | | | | | |
| | | F | | | | | | | | | | | | | | | | | | | | | | | | |
| STOLEN PROP | 13 | M | | | | | | | | | | | | | | | | | | | | | | | | |
| | | F | | | | | | | | | | | | | | | | | | | | | | | | |
| VANDALISM | 14 | M | | | | | 2 | | | 2 | 1 | | | | | | | | | | | | 5 | 3 | | 2 |
| | | F | | | | | | | | | | | | | | | | | | | | | | | | |
| WEAPONS | 15 | M | | | | | | | | 1 | | 1 | 1 | 1 | | 1 | | | | | | | 5 | 5 | | |
| | | F | | | | | | | | | | | | | | | | | | | | | | | | |
| PROSTITUTION | 16 | M | | | | | | | | | | | | | | | | | | | | | | | | |
| | | F | | | | | | | | | | | | | | | | | | | | | | | | |
| SEX OFFENSE | 17 | M | | | | | | | | 1 | | | | | | | | | | | | | 1 | 1 | | |
| | | F | | | | | | | | | | | | | | | | | | | | | | | | |
| DRUG/SALE/MANUFACTURE | 180 | M | | | | | | | | 2 | 1 | | | 1 | | | | | | | | | 4 | 4 | | 1 |
| | | F | | | | | | | | | | 1 | | | | | | | | | | | 1 | | | |
| NARCOTICS | a | M | | | | | | | | | | | | | | | | | | | | | | | | |
| | | F | | | | | | | | | | | | | | | | | | | | | | | | |
| MARIJUANA | b | M | | | | | | | | | | | | | | | | | | | | | | | | |
| | | F | | | | | | | | | | | | | | | | | | | | | | | | |
| SYNTHETIC NARCOTICS | c | M | | | | | | | | | | | | | | | | | | | | | | | | |
| | | F | | | | | | | | | | | | | | | | | | | | | | | | |
| OTHER NON-NARCOTICS | d | M | | | | | | | | 2 | 1 | | | 1 | | | | | | | | | 4 | 4 | | 1 |
| | | F | | | | | | | | | | 1 | | | | | | | | | | | 1 | | | |
| DRUG/POSSESSION | 185 | M | 3 | 1 | | 3 | 2 | 3 | 1 | 6 | 3 | | | 2 | 3 | 1 | | | | | | | 28 | 26 | 1 | 7 |
| | | F | 1 | 2 | | | | 1 | | 1 | 1 | | | | | | | | | | | | 6 | | | |
| NARCOTICS | e | M | | | | | | | | | | | | | | | | | | | | | | | | |
| | | F | | | | | | | | | | | | | | | | | | | | | | | | |
| MARIJUANA | f | M | 3 | 1 | | 3 | 1 | 3 | 1 | 5 | 3 | | | 1 | 3 | 1 | | | | | | | 25 | 24 | 1 | 5 |
| | | F | 1 | 2 | | | | | | 1 | 1 | | | | | | | | | | | | 5 | | | |
| SYNTHETIC NARCOTICS | g | M | | | | | | | | | | | | | | | | | | | | | | | | |
| | | F | | | | | | | | | | | | | | | | | | | | | | | | |
| OTHER NON-NARCOTICS | h | M | | | | | 1 | | | 1 | | | | 1 | | | | | | | | | 3 | 2 | | 2 |
| | | F | | | | | | 1 | | | | | | | | | | | | | | | 1 | | | |

AGE, SEX, AND RACE OF PERSON ARRESTED
18 YEARS OF AGE AND OVER

| OFFENSE | UCR | SEX | AGE | | | | | | | | | | | | | RACE | | | | | | | |
|--------------------|-----|-----|-----------|-----------|-----------|-----------|-----------|-----------|-----------|-----------|-----------|-----------|-----------|-----------|-----------|----------|----------|----------|------------|------------|----------|-----------|----------|
| | | | 18 | 19 | 20 | 21 | 22 | 23 | 24 | 25 | 30 | 35 | 40 | 45 | 50 | 55 | 60 | 65+ | TOTAL | WHT | BLK | IND | ASN |
| GAMBLING | 19 | M | | | | | | | | | | | | | | | | | | | | | |
| | | F | | | | | | | | | | | | | | | | | | | | | |
| BOOKMAKING | a | M | | | | | | | | | | | | | | | | | | | | | |
| | | F | | | | | | | | | | | | | | | | | | | | | |
| NUMBERS | b | M | | | | | | | | | | | | | | | | | | | | | |
| | | F | | | | | | | | | | | | | | | | | | | | | |
| OTHER GAMBLING | c | M | | | | | | | | | | | | | | | | | | | | | |
| | | F | | | | | | | | | | | | | | | | | | | | | |
| FAMILY/CHILD | 20 | M | | | | | | | | | 1 | | | | | | | 1 | 1 | | | | |
| | | F | | | | | | | | | | | | | | | | | | | | | |
| DWI | 21 | M | | | 2 | 2 | | 3 | 1 | 9 | 5 | 10 | 6 | 5 | 3 | 3 | 1 | 1 | 51 | 68 | | 6 | |
| | | F | | 1 | | 1 | 2 | | 1 | 3 | 3 | 4 | 2 | 3 | | 3 | | | 23 | | | | |
| LIQUOR LAWS | 22 | M | 1 | | | 1 | | 2 | 4 | | 1 | | 2 | | | | | 11 | 13 | | 4 | | |
| | | F | 1 | 3 | | | | | | | | 2 | | | | | | | 6 | | | | |
| DRUNKENNESS | 23 | M | | | | | | | | | | | | | | | | | | | | | |
| | | F | | | | | | | | | | | | | | | | | | | | | |
| DISORDERLY CONDUCT | 24 | M | 1 | | 1 | 4 | 7 | 2 | 3 | 10 | 5 | 1 | 2 | 1 | | | 1 | 38 | 41 | 1 | 1 | | |
| | | F | 2 | | | | 1 | | | 2 | | | | | | | | | 5 | | | | |
| VAGRANCY | 25 | M | | | | | | | | | | | | | | | | | | | | | |
| | | F | | | | | | | | | | | | | | | | | | | | | |
| ALL OTHER | 26 | M | 1 | 1 | 2 | 1 | | 4 | 5 | 1 | | 5 | 1 | 3 | 3 | 1 | | 28 | 32 | | 3 | 1 | |
| | | F | 1 | | 1 | | 2 | | | 1 | | 2 | | | 1 | | | | 8 | | | | |
| SUSPICION | 27 | M | | | | | | | | | | | | | | | | | | | | | |
| | | F | | | | | | | | | | | | | | | | | | | | | |
| TOTAL BY SEX | | M | 14 | 7 | 12 | 16 | 19 | 19 | 19 | 57 | 20 | 25 | 17 | 23 | 12 | 6 | 2 | 2 | 270 | 324 | 4 | 40 | 1 |
| | | F | 9 | 6 | 4 | 4 | 7 | 4 | 1 | 12 | 10 | 14 | 8 | 10 | 3 | 3 | 1 | 3 | 99 | | | | |
| GRAND TOTAL | | | 23 | 13 | 16 | 20 | 26 | 23 | 20 | 69 | 30 | 39 | 25 | 33 | 15 | 9 | 3 | 5 | 369 | 324 | 4 | 40 | 1 |

AGE, SEX, AND RACE OF PERSON ARRESTED
UNDER 18 YEARS OF AGE

| OFFENSE | UCR | SEX | AGE | | | | | TOTAL UNDER 18 | RACE | | | | |
|-------------------------|-----|-----|-----|----------|-----------|-----------|-----------|----------------|------------|------------|----------|----------|----------|
| | | | UND | | | | | | WHT | BLK | IND | ASN | |
| | | | 10 | 10-12 | 13-14 | 15 | 16 | | | | | | 17 |
| DRUGS/POSSESSION | 185 | M | | | 1 | 1 | 2 | 3 | 7 | 4 | 1 | 1 | 1 |
| | | F | | | | | | | | | | | |
| NARCOTICS | e | M | | | | | | | | | | | |
| | | F | | | | | | | | | | | |
| MARIJUANA | f | M | | | 1 | 1 | 2 | 3 | 7 | 4 | 1 | 1 | 1 |
| | | F | | | | | | | | | | | |
| SYNTHETIC NARCOTICS | g | M | | | | | | | | | | | |
| | | F | | | | | | | | | | | |
| OTHER NON-NARCOTICS | h | M | | | | | | | | | | | |
| | | F | | | | | | | | | | | |
| GAMBLING | 19 | M | | | | | | | | | | | |
| | | F | | | | | | | | | | | |
| BOOKMAKING | a | M | | | | | | | | | | | |
| | | F | | | | | | | | | | | |
| NUMBERS | b | M | | | | | | | | | | | |
| | | F | | | | | | | | | | | |
| OTHER GAMBLING | c | M | | | | | | | | | | | |
| | | F | | | | | | | | | | | |
| FAMILY/CHILD | 20 | M | | | | | | | | | | | |
| | | F | | | | | | | | | | | |
| DRIVING INFLUENCE | 21 | M | | | | | | | | | | | |
| | | F | | | | | | | | | | | |
| LIQUOR LAWS | 22 | M | | | | | | | | | 1 | | |
| | | F | | | 1 | | | | 1 | | | | |
| DRUNKENNESS | 23 | M | | | | | | | | | | | |
| | | F | | | | | | | | | | | |
| DISORDERLY CONDUCT | 24 | M | | | 3 | 1 | | 2 | 6 | 7 | | | |
| | | F | | | 1 | | | | 1 | | | | |
| VAGRANCY | 25 | M | | | | | | | | | | | |
| | | F | | | | | | | | | | | |
| ALL OTHER | 26 | M | | | | | 3 | | 3 | 5 | | | |
| | | F | | | 1 | | | 1 | 2 | | | | |
| CURFEW | 28 | M | | | | | | | | | | | |
| | | F | | | | | | | | | | | |
| RUN-AWAYS | 29 | M | | | | | | | | | | | |
| | | F | | | | | | | | | | | |
| TOTAL BY SEX | | M | | 4 | 32 | 18 | 27 | 18 | 99 | 118 | 1 | 4 | 1 |
| | | F | | 2 | 12 | | 3 | 8 | 25 | | | | |
| GRAND TOTAL | | | | 6 | 44 | 18 | 30 | 26 | 124 | 118 | 1 | 4 | 1 |

ARSON OFFENSES KNOWN TO LAW ENFORCEMENT

| 1 PROPERTY CLASSIFICATION | 2 Offenses Report/ Known (Include Unfounded and Attempts) | 3 Unfounded, i.e. False/Baseless Complaints | 4 Actual Offenses (Col. 2-Col. 3 (+ Attempts)) | 5 Total Cleared by Arrest or Except. Means (+Column 6) | 6 Number of Clearances Involving Only Persons Under 18 Yrs. of Age | 7 Normally Unused Structures | 8 Estd Value of Property Damage |
|--------------------------------|--|--|---|---|---|---------------------------------|------------------------------------|
| STRUCTURE | | | | | | | |
| A. SINGLE OCCUPANT RESIDENT | | | | | | | |
| B. OTHER RESIDENTIAL | | | | | | | |
| C. STORAGE | | | | | | | |
| D. INDUSTRIAL/MANUFACTURE | | | | | | | |
| E. OTHER COMMERCIAL | | | | | | | |
| F. COMMUNITY/PUBLIC | | | | | | | |
| G. ALL OTHER STRUCTURES | | | | | | | |
| TOTAL | | | | | | | \$ - |
| MOBILE | | | | | | | |
| H. MOTOR VEHICLES | | | | | | | |
| I. OTHER MOBILE PROPERTY | | | | | | | |
| TOTAL | | | | | | | \$ - |
| OTHER | | | | | | | |
| J. CROPS, TIMBER, FENCES, ETC. | | | | | | | |
| TOTAL | | | | | | | \$ - |
| GRAND TOTAL | | | | | | | \$ - |

THIS PAGE INTENTIONALLY LEFT BLANK

OFFENSES KNOWN TO LAW ENFORCEMENT

| CLASSIFICATION OF OFFENSES | OFFENSES REPORTED OR KNOWN | UNFOUNDED FALSE OR BASELESS | NUMBER OF ACTUAL OFFENSES | ** OFFENSES CLEARED ** BY ARREST OR EXCEPTION | |
|-------------------------------|----------------------------|-----------------------------|---------------------------|--|----------------|
| | | | | TOTAL | JUVENILES ONLY |
| CRIMINAL HOMICIDE | | | | | |
| MURDER/NONNEG MANSLAUGHTER | | | | | |
| MANSLAUGHTER BY NEGLIGENCE | | | | | |
| TOTAL | | | | | |
| FORCIBLE RAPE | | | | | |
| RAPE BY FORCE | 1 | 1 | | | |
| ATTEMPTED FORCIBLE RAPE | | | | | |
| TOTAL | 1 | 1 | | | |
| ROBBERY | | | | | |
| FIREARM | | | | | |
| KNIFE/CUTTING INSTRUMENT | | | | | |
| OTHER DANGEROUS WEAPON | | | | | |
| STRONG-ARM (HANDS, FISTS) | 1 | | 1 | 1 | |
| TOTAL | 1 | | 1 | 1 | |
| ASSAULT | | | | | |
| FIREARM | 2 | | 2 | 2 | |
| KNIFE OR CUTTING INSTRUMENT | 3 | 1 | 2 | 2 | |
| OTHER DANGEROUS WEAPON | 7 | | 7 | 7 | |
| HANDS, FIST, FEET, AGGRAVATED | 7 | | 7 | 7 | |
| OTHER ASSAULTS - SIMPLE | 49 | 1 | 48 | 48 | |
| TOTAL | 68 | 2 | 66 | 66 | |
| BURGLARY | | | | | |
| FORCIBLE ENTRY | 6 | | 6 | 2 | |
| UNLAWFUL ENTRY - NO FORCE | 3 | | 3 | | |
| ATTEMPTED FORCIBLE ENTRY | | | | | |
| TOTAL | 9 | | 9 | 2 | |
| LARCENY-THEFT | | | | | |
| THEFT (EX MOTOR VEHICLE) | 57 | 3 | 54 | 27 | |
| TOTAL | 57 | 3 | 54 | 27 | |
| MOTOR VEHICLE THEFT | | | | | |
| AUTOS | 4 | 1 | 3 | 3 | |
| TRUCKS AND BUSES | | | | | |
| OTHER VEHICLES | | | | | |
| TOTAL | 4 | 1 | 3 | 3 | |
| GRAND TOTAL | 140 | 7 | 133 | 99 | |

PROPERTY STOLEN BY CLASSIFICATION

| CLASSIFICATION OF OFFENSES | NUMBER ACTUAL OFFENSES | VALUE OF PROPERTY STOLEN |
|---|------------------------------|--------------------------|
| MURDER/NONNEG MANSLAUGHTER | | \$ - |
| FORCIBLE RAPE | | \$ - |
| ROBBERY | | |
| HIGHWAY (STREET, ALLEYS, ETC.) | | |
| COMMERCIAL HOUSE | 1 | \$ 100 |
| GAS OR SERVICE STATION | | |
| CONVENIENCE STORE | | |
| RESIDENCE | | |
| BANK | | |
| MISCELLANEOUS | | |
| TOTAL ROBBERY | 1 | \$ 100 |
| BURGLARY | | |
| RESIDENCE (DWELLING) | | |
| NIGHT (6PM-6AM) | 4 | \$ 10,185 |
| DAY (6AM-6PM) | 3 | \$ 5,224 |
| UNKNOWN | | |
| NON-RESIDENCE (STORE ETC.) | | |
| NIGHT (6PM-6AM) | 1 | \$ 302 |
| DAY (6AM-6PM) | 1 | \$ 8,000 |
| UNKNOWN | | |
| TOTAL BURGLARY | 9 | \$ 23,711 |
| LARCENY-THEFT | | |
| LARCENY BY VALUE (EX MOTOR VEHICLE) | | |
| \$200 AND OVER | 38 | \$ 27,216 |
| \$50 TO \$200 | 6 | \$ 808 |
| UNDER \$50 | 10 | \$ 118 |
| LARCENY BY TYPE | | |
| POCKET-PICKING | 1 | \$ 400 |
| PURSE-SNATCHING | | |
| SHOPLIFTING | 3 | \$ 229 |
| FROM MOTOR VEHICLE | 3 | \$ 765 |
| MOTOR VEHICLE PARTS & ACCESSORIES | | |
| BICYCLES | | |
| FROM BUILDING(EX C&H) | 5 | \$ 3,611 |
| FROM COIN-OP MACHINES | | |
| ALL OTHER | 42 | \$ 23,137 |
| TOTAL LARCENY | 54 | \$ 28,142 |
| MOTOR VEHICLE THEFT | | |
| MOTOR VEHICLE THEFT | 3 | \$ 26,000 |
| STOLEN & RECOVERED LOCALLY | 3 | 26,000 |
| STOLEN LOCALLY & RECOVERED OTHER JURIS. | | |
| TOTAL LOCALLY STOLEN MOTOR VEHICLES | 3 | 26,000 |
| STOLEN OTHER JURIS. & RECOVERED LOCAL | | |
| TOTAL | 3 | \$ 26,000 |
| GRAND TOTAL | 67 | \$ 77,953 |

PROPERTY STOLEN / RECOVERED BY TYPE

| TYPE OF PROPERTY | VALUE OF PROPERTY STOLEN | VALUE OF PROPERTY RECOVERED |
|------------------------------|--------------------------|-----------------------------|
| CURRENCY, NOTES, ETC. | \$ 17,752 | \$ 2,233 |
| JEWELRY & PRECIOUS METALS | \$ 9,039 | \$ 8,438 |
| CLOTHING AND FURS | \$ 1,490 | |
| LOCALLY STOLEN MOTOR VEHICLE | \$ 26,000 | \$ 26,000 |
| OFFICE EQUIPMENT | \$ 5,000 | \$ 3,900 |
| TV, RADIOS, CAMERAS, ETC. | \$ 616 | \$ 225 |
| FIREARMS | \$ 1,200 | \$ 1,200 |
| HOUSEHOLD GOODS | \$ 561 | \$ 515 |
| CONSUMABLE GOODS | \$ 1,075 | \$ 1 |
| LIVESTOCK | | |
| MISCELLANEOUS | \$ 15,220 | \$ 963 |
| GRAND TOTAL | \$ 77,953 | \$ 43,475 |

| OFFENSE | UCR | SEX | AGE | | | | | | | | | | | | | TOTAL | RACE | | | | | | | | | | |
|------------------------------|-----|-----|-----|----|----|----|----|----|----|----|----|----|----|----|----|-------|------|----|-----|-----|-----|-----|-----|----|---|---|----|
| | | | 18 | 19 | 20 | 21 | 22 | 23 | 24 | 25 | 30 | 35 | 40 | 45 | 50 | | 55 | 60 | 65+ | WHT | BLK | IND | ASN | | | | |
| MURDER 0 | 1a | M | | | | | | | | | | | | | | | | | | | | | | | | | |
| | | F | | | | | | | | | | | | | | | | | | | | | | | | | |
| MANSLAUGHTER/NEG 0 | 1b | M | | | | | | | | | | | | | | | | | | | | | | | | | |
| | | F | | | | | | | | | | | | | | | | | | | | | | | | | |
| FORCIBLE RAPE | 02 | M | | | | | | | | | | | | | | | | | | | | | | | | | |
| | | F | | | | | | | | | | | | | | | | | | | | | | | | | |
| ROBBERY | 03 | M | | | | | | | | | | | | | | | | | | | | | | | | 1 | |
| | | F | | | | | | | | | | | | | | | | | | | | | | | | | |
| AGGRAVATED ASSAULT | 04 | M | 1 | | | 3 | | | 3 | 2 | 1 | 1 | 1 | 2 | | | | | | | | | 14 | 12 | 1 | 1 | 2 |
| | | F | | | 1 | | | | 1 | | | | | | | | | | | | | | 2 | | | | |
| BURGLARY | 05 | M | | | | | | | 1 | | 1 | | 1 | | | | | | | | | | 3 | 3 | | | |
| | | F | | | | | | | | | | | | | | | | | | | | | | | | | |
| LARCENY | 06 | M | | | | | | 1 | 1 | 2 | 1 | | 2 | 1 | | | | | | | | | 8 | 4 | 3 | | 1 |
| | | F | | | | | | | | | | | | | | | | | | | | | | | | | |
| MOTOR VEHICLE THEFT | 07 | M | | | | 1 | | | | 2 | | | | | | | | | | | | | 3 | 3 | | | |
| | | F | | | | | | | | | | | | | | | | | | | | | | | | | |
| OTHER ASSAULTS | 08 | M | 3 | | | 2 | 2 | 1 | 2 | 8 | 4 | 4 | 5 | 5 | 3 | | | | | | | 1 | 40 | 19 | 4 | 6 | 16 |
| | | F | | 1 | 1 | | | | | 1 | 1 | | | 1 | | | | | | | | | 5 | | | | |
| ARSON | 09 | M | | | 2 | | | 1 | 2 | 1 | 2 | 2 | | | | | | | | | | | 10 | 8 | | 1 | 3 |
| | | F | | | | | | | 1 | | 1 | | | | | | | | | | | | 2 | | | | |
| FORGERY | 10 | M | | | | | | | | | | | | | | | | | | | | | | | | | |
| | | F | | | | | | | | | | | | | | | | | | | | | | | | | |
| FRAUD | 11 | M | | | | | | | | | | | | | | | | | | | | 1 | 1 | 1 | | | |
| | | F | | | | | | | | | | | | | | | | | | | | | | | | | |
| EMBEZZLEMENT | 12 | M | | | | | | | | | | | | | | | | | | | | | | | | | |
| | | F | | | | | | | | | | | | | | | | | | | | | | | | | |
| STOLEN PROP | 13 | M | | | | | | | | | | | | | | | | | | | | 1 | 1 | 1 | | | |
| | | F | | | | | | | | | | | | | | | | | | | | | | | | | |
| VANDALISM | 14 | M | | 1 | | 2 | 2 | | | 1 | | 2 | 1 | 1 | | | | | | | | | 10 | 7 | | 2 | 2 |
| | | F | | | | | | | | | | | | | | | | | | | | 1 | 1 | | | | |
| WEAPONS | 15 | M | | | | 1 | | | | | | | | | | | | | | | | | 1 | 1 | | | |
| | | F | | | | | | | | | | | | | | | | | | | | | | | | | |
| PROSTITUTION | 16 | M | | | | | | | | | | | | | | | | | | | | | | | | | |
| | | F | | | | | | | | | | | | | | | | | | | | | | | | | |
| SEX OFFENSE | 17 | M | | | | | | | | | | | | | | | | | | | | 1 | 1 | 1 | | | |
| | | F | | | | | | | | | | | | | | | | | | | | | | | | | |
| DRUG/SALE/MANUFACTURE | 180 | M | | | | 1 | 1 | | | 1 | | | 1 | | | | | | | | | | 4 | 4 | | 1 | |
| | | F | | | | | 1 | | | | | | | | | | | | | | | | 1 | | | | |
| NARCOTICS | a | M | | | | | 1 | | | | | | | | | | | | | | | | 1 | 1 | | 1 | |
| | | F | | | | | | 1 | | | | | | | | | | | | | | | 1 | | | | |
| MARIJUANA | b | M | | | | 1 | | | | 1 | | | 1 | | | | | | | | | | 3 | 3 | | | |
| | | F | | | | | | | | | | | | | | | | | | | | | | | | | |
| SYNTHETIC NARCOTICS | c | M | | | | | | | | | | | | | | | | | | | | | | | | | |
| | | F | | | | | | | | | | | | | | | | | | | | | | | | | |
| OTHER NON-NARCOTICS | d | M | | | | | | | | | | | | | | | | | | | | | | | | | |
| | | F | | | | | | | | | | | | | | | | | | | | | | | | | |
| DRUG/POSSESSION | 185 | M | 2 | | | | 1 | 2 | 4 | 2 | 1 | | 1 | | | | | | | | | | 13 | 11 | | | 4 |
| | | F | | 1 | | | 1 | | | | | | | | | | | | | | | | 2 | | | | |
| NARCOTICS | e | M | | | | | | | | 2 | | | | 1 | | | | | | | | | 3 | 2 | | | 1 |
| | | F | | | | | | | | | | | | | | | | | | | | | | | | | |
| MARIJUANA | f | M | 2 | | | | | | | 1 | | | 1 | | | | | | | | | | 4 | 4 | | | |
| | | F | | | | | | | | | | | | | | | | | | | | | | | | | |
| SYNTHETIC NARCOTICS | g | M | | | | | | | | | | | | | | | | | | | | | | | | | |
| | | F | | | | | | | | | | | | | | | | | | | | | | | | | |
| OTHER NON-NARCOTICS | h | M | | | | | | 1 | 2 | 1 | 2 | | | | | | | | | | | | 6 | 5 | | | 3 |
| | | F | | 1 | | | | 1 | | | | | | | | | | | | | | | 2 | | | | |

AGE, SEX, AND RACE OF PERSON ARRESTED
UNDER 18 YEARS OF AGE

| OFFENSE | UCR | SEX | AGE | | | | | TOTAL UNDER 18 | RACE | | | |
|-------------------------|-----|-----|--------|-------|----------|----------|----------|----------------|-----------|-----------|----------|----------|
| | | | UND 10 | 10-12 | 13-14 | 15 | 16 | | 17 | WHT | BLK | IND |
| | | | | | | | | | | | | |
| DRUGS/POSSESSION | 185 | M | | | | | 1 | 1 | 1 | | | |
| | | F | | | | | | | | | | |
| NARCOTICS | e | M | | | | | | | | | | |
| | | F | | | | | | | | | | |
| MARIJUANA | f | M | | | | | 1 | 1 | 1 | | | |
| | | F | | | | | | | | | | |
| SYNTHETIC NARCOTICS | g | M | | | | | | | | | | |
| | | F | | | | | | | | | | |
| OTHER NON-NARCOTICS | h | M | | | | | | | | | | |
| | | F | | | | | | | | | | |
| GAMBLING | 19 | M | | | | | | | | | | |
| | | F | | | | | | | | | | |
| BOOKMAKING | a | M | | | | | | | | | | |
| | | F | | | | | | | | | | |
| NUMBERS | b | M | | | | | | | | | | |
| | | F | | | | | | | | | | |
| OTHER GAMBLING | c | M | | | | | | | | | | |
| | | F | | | | | | | | | | |
| FAMILY/CHILD | 20 | M | | | | | | | | | | |
| | | F | | | | | | | | | | |
| DRIVING INFLUENCE | 21 | M | | | | | 1 | 1 | 1 | | | |
| | | F | | | | | | | | | | |
| LIQUOR LAWS | 22 | M | | | 1 | | 2 | 1 | 4 | 5 | 1 | |
| | | F | | | | | 2 | 2 | 2 | | | |
| DRUNKENNESS | 23 | M | | | | | | | | | | |
| | | F | | | | | | | | | | |
| DISORDERLY CONDUCT | 24 | M | | | | | | | | | | |
| | | F | | | | | | | | | | |
| VAGRANCY | 25 | M | | | | | | | | | | |
| | | F | | | | | | | | | | |
| ALL OTHER | 26 | M | | | 1 | | 1 | 1 | 3 | 3 | 1 | |
| | | F | | | 1 | | | | 1 | | | |
| CURFEW | 28 | M | | | | | | | | | | |
| | | F | | | | | | | | | | |
| RUN-AWAYS | 29 | M | | | | | | | | | | |
| | | F | | | | | | | | | | |
| TOTAL BY SEX | | M | | | 6 | 4 | 3 | 4 | 17 | 18 | 1 | 1 |
| | | F | | | 1 | | 2 | 2 | 3 | | | |
| GRAND TOTAL | | | | | 7 | 4 | 3 | 6 | 20 | 18 | 1 | 1 |

ARSON OFFENSES KNOWN TO LAW ENFORCEMENT

| 1 PROPERTY CLASSIFICATION | 2 Offenses Report/ Known (Include Unfounded and Attempts) | 3 Unfounded, i.e. False/Baseless Complaints | 4 Actual Offenses (Col. 2-Col. 3 (+ Attempts)) | 5 Total Cleared by Arrest or Except. Means (+Column 6) | 6 Number of Clearances Involving Only Persons Under 18 Yrs. of Age | 7 Normally Unused Structures | 8 Estd Value of Property Damage |
|--------------------------------|--|--|---|---|---|---------------------------------|------------------------------------|
| STRUCTURE | | | | | | | |
| A. SINGLE OCCUPANT RESIDENT | | | | | | | |
| B. OTHER RESIDENTIAL | | | | | | | |
| | 2 | | 2 | 2 | 2 | | \$ 1,400 |
| C. STORAGE | | | | | | | |
| D. INDUSTRIAL/MANUFACTURE | | | | | | | |
| E. OTHER COMMERCIAL | | | | | | | |
| F. COMMUNITY/PUBLIC | | | | | | | |
| G. ALL OTHER STRUCTURES | | | | | | | |
| | TOTAL | 2 | 2 | 2 | 2 | | \$ 1,400 |
| MOBILE | | | | | | | |
| H. MOTOR VEHICLES | | | | | | | |
| I. OTHER MOBILE PROPERTY | | | | | | | |
| | TOTAL | | | | | | \$ - |
| OTHER | | | | | | | |
| J. CROPS, TIMBER, FENCES, ETC. | | | | | | | |
| | TOTAL | | | | | | \$ - |
| | GRAND TOTAL | 2 | 2 | 2 | 2 | | \$ 1,400 |

THIS PAGE INTENTIONALLY LEFT BLANK

OFFENSES KNOWN TO LAW ENFORCEMENT

| CLASSIFICATION OF OFFENSES | OFFENSES REPORTED OR KNOWN | UNFOUNDED FALSE OR BASELESS | NUMBER OF ACTUAL OFFENSES | ** OFFENSES CLEARED ** BY ARREST OR EXCEPTION | |
|-------------------------------|----------------------------|-----------------------------|---------------------------|--|----------------|
| | | | | TOTAL | JUVENILES ONLY |
| CRIMINAL HOMICIDE | | | | | |
| MURDER/NONNEG MANSLAUGHTER | | | | | |
| MANSLAUGHTER BY NEGLIGENCE | | | | | |
| TOTAL | | | | | |
| FORCIBLE RAPE | | | | | |
| RAPE BY FORCE | | | | | |
| ATTEMPTED FORCIBLE RAPE | | | | | |
| TOTAL | | | | | |
| ROBBERY | | | | | |
| FIREARM | | | | | |
| KNIFE/CUTTING INSTRUMENT | | | | | |
| OTHER DANGEROUS WEAPON | | | | | |
| STRONG-ARM (HANDS, FISTS) | | | | | |
| TOTAL | | | | | |
| ASSAULT | | | | | |
| FIREARM | | | | | |
| KNIFE OR CUTTING INSTRUMENT | | | | | |
| OTHER DANGEROUS WEAPON | 2 | | 2 | | |
| HANDS, FIST, FEET, AGGRAVATED | 1 | | 1 | 1 | |
| OTHER ASSAULTS - SIMPLE | 5 | | 5 | 2 | |
| TOTAL | 8 | | 8 | 3 | |
| BURGLARY | | | | | |
| FORCIBLE ENTRY | 3 | | 3 | 1 | 1 |
| UNLAWFUL ENTRY - NO FORCE | 1 | | 1 | | |
| ATTEMPTED FORCIBLE ENTRY | | | | | |
| TOTAL | 4 | | 4 | 1 | 1 |
| LARCENY-THEFT | | | | | |
| THEFT (EX MOTOR VEHICLE) | 130 | 7 | 123 | 24 | |
| TOTAL | 130 | 7 | 123 | 24 | |
| MOTOR VEHICLE THEFT | | | | | |
| AUTOS | 3 | | 3 | | |
| TRUCKS AND BUSES | | | | | |
| OTHER VEHICLES | | | | | |
| TOTAL | 3 | | 3 | | |
| GRAND TOTAL | 145 | 7 | 138 | 28 | 1 |

PROPERTY STOLEN BY CLASSIFICATION

| CLASSIFICATION OF OFFENSES | NUMBER ACTUAL OFFENSES | VALUE OF PROPERTY STOLEN |
|---|------------------------------|--------------------------|
| MURDER/NONNEG MANSLAUGHTER | | \$ - |
| FORCIBLE RAPE | | \$ - |
| ROBBERY | | |
| HIGHWAY (STREET, ALLEYS, ETC.) | | |
| COMMERCIAL HOUSE | | |
| GAS OR SERVICE STATION | | |
| CONVENIENCE STORE | | |
| RESIDENCE | | |
| BANK | | |
| MISCELLANEOUS | | |
| TOTAL ROBBERY | | \$ - |
| BURGLARY | | |
| RESIDENCE (DWELLING) | | |
| NIGHT (6PM-6AM) | 1 | \$ 1,070 |
| DAY (6AM-6PM) | | |
| UNKNOWN | | |
| NON-RESIDENCE (STORE ETC.) | | |
| NIGHT (6PM-6AM) | 3 | \$ 975 |
| DAY (6AM-6PM) | | |
| UNKNOWN | | |
| TOTAL BURGLARY | 4 | \$ 2,045 |
| LARCENY-THEFT | | |
| LARCENY BY VALUE (EX MOTOR VEHICLE) | | |
| \$200 AND OVER | 67 | \$ 60,541 |
| \$50 TO \$200 | 30 | \$ 3,224 |
| UNDER \$50 | 26 | \$ 307 |
| LARCENY BY TYPE | | |
| POCKET-PICKING | | |
| PURSE-SNATCHING | | |
| SHOPLIFTING | 5 | \$ 1,288 |
| FROM MOTOR VEHICLE | 36 | \$ 29,851 |
| MOTOR VEHICLE PARTS & ACCESSORIES | | |
| BICYCLES | 20 | \$ 12,350 |
| FROM BUILDING(EX C&H) | 37 | \$ 17,056 |
| FROM COIN-OP MACHINES | 1 | \$ 20 |
| ALL OTHER | 24 | \$ 3,507 |
| TOTAL LARCENY | 123 | 123 \$ 64,072 \$ 64,072 |
| MOTOR VEHICLE THEFT | | |
| MOTOR VEHICLE THEFT | 3 | \$ 5,000 |
| STOLEN & RECOVERED LOCALLY | 1 | 1,000 |
| STOLEN LOCALLY & RECOVERED OTHER JURIS. | | |
| TOTAL LOCALLY STOLEN MOTOR VEHICLES | 1 | 1,000 |
| STOLEN OTHER JURIS. & RECOVERED LOCAL | | |
| TOTAL | 3 | \$ 5,000 |
| GRAND TOTAL | 130 | \$ 71,117 |

PROPERTY STOLEN / RECOVERED BY TYPE

| TYPE OF PROPERTY | VALUE OF PROPERTY STOLEN | VALUE OF PROPERTY RECOVERED |
|------------------------------|--------------------------|-----------------------------|
| CURRENCY, NOTES, ETC. | \$ 8,030 | \$ 2,651 |
| JEWELRY & PRECIOUS METALS | \$ 1,820 | |
| CLOTHING AND FURS | \$ 1,285 | \$ 203 |
| LOCALLY STOLEN MOTOR VEHICLE | \$ 5,000 | \$ 4,000 |
| OFFICE EQUIPMENT | | |
| TV, RADIOS, CAMERAS, ETC. | \$ 20,814 | \$ 2,899 |
| FIREARMS | | |
| HOUSEHOLD GOODS | \$ 10 | |
| CONSUMABLE GOODS | \$ 28 | |
| LIVESTOCK | | |
| MISCELLANEOUS | \$ 34,130 | \$ 5,378 |
| GRAND TOTAL | \$ 71,117 | \$ 15,131 |

AGE, SEX, AND RACE OF PERSON ARRESTED
18 YEARS OF AGE AND OVER

| OFFENSE | UCR | S E X | AGE | | | | | | | | | | | | | | TOTAL | RACE | | | | |
|-----------------------|-----|-------------|-----|----|----|----|----|----|----|----|----|----|----|----|----|----|-------|------|-----|-----|-----|-----|
| | | | 18 | 19 | 20 | 21 | 22 | 23 | 24 | 25 | 30 | 35 | 40 | 45 | 50 | 55 | | 60 | WHT | BLK | IND | ASN |
| | | | 18 | 19 | 20 | 21 | 22 | 23 | 24 | 29 | 34 | 39 | 44 | 49 | 54 | 59 | | 64 | 65+ | | | |
| MURDER | 01a | M | | | | | | | | | | | | | | | | | | | | |
| | | F | | | | | | | | | | | | | | | | | | | | |
| MANSLAUGHTER/NEG | 01b | M | | | | | | | | | | | | | | | | | | | | |
| | | F | | | | | | | | | | | | | | | | | | | | |
| FORCIBLE RAPE | 02 | M | | | | | | | | | | | | | | | | | | | | |
| | | F | | | | | | | | | | | | | | | | | | | | |
| ROBBERY | 03 | M | | | | | | | | | | | | | | | | | | | | |
| | | F | | | | | | | | | | | | | | | | | | | | |
| AGGRAVATED ASSAULT | 04 | M | | | | | | | | | | | | | | | | | | | | |
| | | F | | | | | | | | | | | | | | | | | | | | |
| BURGLARY | 05 | M | | | | | | | | | | | | | | | | | | | | |
| | | F | | | | | | | | | | | | | | | | | | | | |
| LARCENY | 06 | M | 1 | 2 | 3 | 2 | 3 | 1 | 2 | 1 | 2 | | | | 1 | | 18 | 7 | 2 | 5 | 4 | |
| | | F | 2 | | 1 | | | | | | | | | | | | 3 | 1 | | 2 | | |
| MOTOR VEHICLE THEFT | 07 | M | | | | | | | | | | | | | | | | | | | | |
| | | F | | | | | | | | | | | | | | | | | | | | |
| OTHER ASSAULTS | 08 | M | | | | | | | | | | | | | | | | | | | | |
| | | F | | | | | | | 1 | | | | | | | | 1 | | | | 1 | |
| ARSON | 09 | M | | | | | | | | | | | | | | | | | | | | |
| | | F | | | | | | | | | | | | | | | | | | | | |
| FORGERY | 10 | M | | | | | | | | | | | | | | | | | | | | |
| | | F | | | | | | | | | | | | | | | | | | | | |
| FRAUD | 11 | M | | | | | | | | | | | | | | | | | | | | |
| | | F | | | | 1 | | | | | | | | | | | 1 | | | 1 | | |
| EMBEZZLEMENT | 12 | M | | | | | | | | | | | | | | | | | | | | |
| | | F | | | | | | | | | | | | | | | | | | | | |
| STOLEN PROP | 13 | M | 1 | | | | | | | | | | | | | | 1 | 1 | | | | |
| | | F | | | | | | | | | | | | | | | | | | | | |
| VANDALISM | 14 | M | | | 1 | | | | | | 1 | | | | 1 | | 3 | 1 | | 1 | 1 | |
| | | F | | | | | | | | | | | | | | | | | | | | |
| WEAPONS | 15 | M | | | | | | 2 | | | | | | | | | 2 | 1 | | | 1 | |
| | | F | | | | | | | | | | | | | | | | | | | | |
| PROSTITUTION | 16 | M | | | | | | | | | | | | | | | | | | | | |
| | | F | | | | | | | | | | | | | | | | | | | | |
| SEX OFFENSE | 17 | M | | | | | | | | | | | | | | | | | | | | |
| | | F | | | | | | | | | | | | | | | | | | | | |
| DRUG/SALE/MANUFACTURE | 180 | M | | | | | 1 | | | | | | | | | | 1 | 1 | | | | |
| | | F | | | | 1 | | | | | | | | | | | 1 | | | 1 | | |
| NARCOTICS | a | M | | | | | | | | | | | | | | | | | | | | |
| | | F | | | | | | | | | | | | | | | | | | | | |
| MARIJUANA | b | M | | | | | 1 | | | | | | | | | | 1 | 1 | | | | |
| | | F | | | | 1 | | | | | | | | | | | 1 | | | 1 | | |
| SYNTHETIC NARCOTICS | c | M | | | | | | | | | | | | | | | | | | | | |
| | | F | | | | | | | | | | | | | | | | | | | | |
| OTHER NON-NARCOTICS | d | M | | | | | | | | | | | | | | | | | | | | |
| | | F | | | | | | | | | | | | | | | | | | | | |
| DRUG/POSSESSION | 185 | M | 2 | | 1 | 1 | | | 1 | | | | | | | | 5 | 4 | | 1 | | |
| | | F | 2 | | | | | | | | | | | | | | 2 | 1 | | 1 | | |
| NARCOTICS | e | M | | | | | | | | | | | | | | | | | | | | |
| | | F | | | | | | | | | | | | | | | | | | | | |
| MARIJUANA | f | M | 2 | | 1 | 1 | | | 1 | | | | | | | | 5 | 4 | | 1 | | |
| | | F | 2 | | | | | | | | | | | | | | 2 | 1 | | 1 | | |
| SYNTHETIC NARCOTICS | g | M | | | | | | | | | | | | | | | | | | | | |
| | | F | | | | | | | | | | | | | | | | | | | | |
| OTHER NON-NARCOTICS | h | M | | | | | | | | | | | | | | | | | | | | |
| | | F | | | | | | | | | | | | | | | | | | | | |

AGE, SEX, AND RACE OF PERSON ARRESTED
18 YEARS OF AGE AND OVER

| OFFENSE | UCR | SEX | AGE | | | | | | | | | | | | | | TOTAL | RACE | | | | | | | | |
|--------------------|-----|-----|-----------|-----------|-----------|-----------|----------|----------|----------|-----------|----------|----------|----------|----------|----------|----------|----------|------------|-----------|-----------|-----------|-----------|-----|--|--|--|
| | | | 18 | 19 | 20 | 21 | 22 | 23 | 24 | 25 | 30 | 35 | 40 | 45 | 50 | 55 | | 60 | 65+ | WHT | BLK | IND | ASN | | | |
| GAMBLING | 19 | M | | | | | | | | | | | | | | | | | | | | | | | | |
| | | F | | | | | | | | | | | | | | | | | | | | | | | | |
| BOOKMAKING | a | M | | | | | | | | | | | | | | | | | | | | | | | | |
| | | F | | | | | | | | | | | | | | | | | | | | | | | | |
| NUMBERS | b | M | | | | | | | | | | | | | | | | | | | | | | | | |
| | | F | | | | | | | | | | | | | | | | | | | | | | | | |
| OTHER GAMBLING | c | M | | | | | | | | | | | | | | | | | | | | | | | | |
| | | F | | | | | | | | | | | | | | | | | | | | | | | | |
| FAMILY/CHILD | 20 | M | | | | | | | | | | | | | | | | | | | | | | | | |
| | | F | | | | | | | | | | | | | | | | | | | | | | | | |
| DWI | 21 | M | | 2 | 3 | 1 | | | 5 | | | 2 | | | | | | | | | | | | | | |
| | | F | 1 | | | | 2 | 1 | | 1 | 2 | | | | | 1 | | | | | | | | | | |
| LIQUOR LAWS | 22 | M | 20 | 14 | 16 | 1 | 2 | | | 1 | 1 | | | | | | | | | | | | | | | |
| | | F | 9 | 14 | 14 | | | 1 | | | | | | | | | | | | | | | | | | |
| DRUNKENNESS | 23 | M | | | | | | | | | | | | | | | | | | | | | | | | |
| | | F | | | | | | | | | | | | | | | | | | | | | | | | |
| DISORDERLY CONDUCT | 24 | M | | | | | 1 | | | 2 | | | | | | | | | | | | | | | | |
| | | F | | | | | | | | | | | | | | | | | | | | | | | | |
| VAGRANCY | 25 | M | | | | | | | | | | | | | | | | | | | | | | | | |
| | | F | | | | | | | | | | | | | | | | | | | | | | | | |
| ALL OTHER | 26 | M | 1 | 1 | 1 | 1 | | 2 | 1 | 5 | 2 | 2 | 5 | 4 | | | | | | | | | | | | |
| | | F | 1 | | | 1 | | | | | 2 | 1 | | | | | | | | | | | | | | |
| SUSPICION | 27 | M | | | | | | | | | | | | | | | | | | | | | | | | |
| | | F | | | | | | | | | | | | | | | | | | | | | | | | |
| TOTAL BY SEX | | M | 25 | 19 | 22 | 8 | 5 | 7 | 1 | 15 | 5 | 4 | 7 | 6 | | 1 | 1 | 1 | | | | | | | | |
| | | F | 15 | 15 | 15 | 2 | 2 | 2 | | 2 | 4 | 1 | | | | | 1 | | | | | | | | | |
| GRAND TOTAL | | | 40 | 34 | 37 | 10 | 7 | 9 | 1 | 17 | 9 | 5 | 7 | 6 | 2 | 1 | 1 | 186 | 92 | 16 | 66 | 12 | | | | |

AGE, SEX, AND RACE OF PERSON ARRESTED
UNDER 18 YEARS OF AGE

| OFFENSE | UCR | SEX | AGE | | | | | | TOTAL UNDER 18 | RACE | | | |
|-------------------------|-----|-----|-----|-------|----------|----------|----------|----------|----------------|-----------|----------|----------|----------|
| | | | UND | | | | | | | WHT | BLK | IND | ASN |
| | | | 10 | 10-12 | 13-14 | 15 | 16 | 17 | | | | | |
| DRUGS/POSSESSION | 185 | M | | | | 3 | 1 | 1 | 5 | 5 | | | |
| | | F | | | | | | 1 | 1 | 1 | | | |
| NARCOTICS | e | M | | | | | | | | | | | |
| | | F | | | | | | | | | | | |
| MARIJUANA | f | M | | | | | 1 | 1 | 2 | 2 | | | |
| | | F | | | | | | 1 | 1 | 1 | | | |
| SYNTHETIC NARCOTICS | g | M | | | | | | | | | | | |
| | | F | | | | | | | | | | | |
| OTHER NON-NARCOTICS | h | M | | | | 3 | | | 3 | 3 | | | |
| | | F | | | | | | | | | | | |
| GAMBLING | 19 | M | | | | | | | | | | | |
| | | F | | | | | | | | | | | |
| BOOKMAKING | a | M | | | | | | | | | | | |
| | | F | | | | | | | | | | | |
| NUMBERS | b | M | | | | | | | | | | | |
| | | F | | | | | | | | | | | |
| OTHER GAMBLING | c | M | | | | | | | | | | | |
| | | F | | | | | | | | | | | |
| FAMILY/CHILD | 20 | M | | | | | | | | | | | |
| | | F | | | | | | | | | | | |
| DRIVING INFLUENCE | 21 | M | | | | | | | | | | | |
| | | F | | | | | | 1 | 1 | 1 | | | |
| LIQUOR LAWS | 22 | M | | | | | | | 4 | 4 | 1 | 3 | |
| | | F | | | | | | 1 | 1 | 2 | 1 | | 1 |
| DRUNKENNESS | 23 | M | | | | | | | | | | | |
| | | F | | | | | | | | | | | |
| DISORDERLY CONDUCT | 24 | M | | | | | | | | | | | |
| | | F | | | | | | | | | | | |
| VAGRANCY | 25 | M | | | | | | | | | | | |
| | | F | | | | | | | | | | | |
| ALL OTHER | 26 | M | | | | | | | | | | | |
| | | F | | | | | | | | | | | |
| CURFEW | 28 | M | | | | | | | | | | | |
| | | F | | | | | | | | | | | |
| RUN-AWAYS | 29 | M | | | | | | | | | | | |
| | | F | | | | | | | | | | | |
| TOTAL BY SEX | | M | | | 4 | 3 | 1 | 6 | 14 | 9 | 1 | 4 | |
| | | F | | | | | 2 | 2 | 4 | 3 | | | 1 |
| GRAND TOTAL | | | | | 4 | 3 | 3 | 8 | 18 | 12 | 1 | 4 | 1 |

ARSON OFFENSES KNOWN TO LAW ENFORCEMENT

| 1 PROPERTY CLASSIFICATION | 2 Offenses Report/ Known (Include Unfounded and Attempts) | 3 Unfounded, I.e. False/Baseless Complaints | 4 Actual Offenses (Col. 2-Col. 3 (+ Attempts)) | 5 Total Cleared by Arrest or Except. Means (+Column 6) | 6 Number of Clearances Involving Only Persons Under 18 Yrs. of Age | 7 Normally Unused Structures | 8 Estd Value of Property Damage | |
|--------------------------------|--|--|---|---|---|---------------------------------|------------------------------------|----------|
| STRUCTURE | | | | | | | | |
| A. SINGLE OCCUPANT RESIDENT | | | | | | | | |
| B. OTHER RESIDENTIAL | | | | | | | | |
| C. STORAGE | | | | | | | | |
| D. INDUSTRIAL/MANUFACTURE | | | | | | | | |
| E. OTHER COMMERCIAL | | | | | | | | |
| F. COMMUNITY/PUBLIC | | | | | | | | |
| G. ALL OTHER STRUCTURES | | | | | | | | |
| TOTAL | | | | | | | \$ | - |
| MOBILE | | | | | | | | |
| H. MOTOR VEHICLES | | | | | | | | |
| I. OTHER MOBILE PROPERTY | | | | | | | | |
| TOTAL | | | | | | | \$ | - |
| OTHER | | | | | | | | |
| J. CROPS, TIMBER, FENCES, ETC. | | | | | | | | |
| TOTAL | | | | | | | \$ | - |
| GRAND TOTAL | | | | | | | \$ | - |

LAW ENFORCEMENT OFFICERS KILLED OR ASSAULTED

| TYPE OF ACTIVITY | TOTAL ASSAULTS BY WEAPON | TYPE OF WEAPON | | | | | TYPE OF ASSIGNMENT | | | | | | POLICE ASSAULT CLEARED |
|-------------------------------|--------------------------|----------------|-----------------------|---------------------|------------------|-------------|--------------------|--------|----------------|--------|-------|--------|------------------------|
| | | FIRE ARM | KNIFE OTHER CUT INSTR | OTHER DANGER WEAPON | HANDS FISTS FEET | TWO MAN VEH | ONE MAN VEHICLE | | SPECIAL ASSIGN | | OTHER | | |
| | | | | | | | ALONE | ASSIST | ALONE | ASSIST | ALONE | ASSIST | |
| A | B | C | D | E | F | G | H | I | J | K | L | M | |
| 1. RESPOND DISTURBANCE CALL | | | | | | | | | | | | | |
| 2. BURGLARY IN PROGRESS | | | | | | | | | | | | | |
| 3. ROBBERY IN PROGRESS | | | | | | | | | | | | | |
| 4. ATTEMPT OTHER ARREST | | | | | | | | | | | | | |
| 5. CIVIL DISORDER | | | | | | | | | | | | | |
| 6. HANDLE/TRANSORT PRISONER | | | | | | | | | | | | | |
| 7. INVESTIGATE SUS PERSON/CIR | | | | | | | | | | | | | |
| 8. AMBUSH - NO WARNING | | | | | | | | | | | | | |
| 9. MENTALLY DERANGED | | | | | | | | | | | | | |
| 10. TRAFFIC PURSUIT/STOPS | | | | | | | | | | | | | |
| 11. ALL OTHER | | | | | | | | | | | | | |
| 12. TOTAL (1-11) | | | | | | | | | | | | | |
| 13. NUMBER WITH INJURY | | | | | | | | | | | | | |
| 14. NUMBER WITHOUT INJURY | | | | | | | | | | | | | |
| 15. TIME OF ASSAULTS | 12 AM | 2 AM | 4 AM | 6 AM | 8 AM | 10 AM | NOON | 2 PM | 4 PM | 6 PM | 8 PM | 10 PM | UNK |

THIS PAGE INTENTIONALLY LEFT BLANK

OFFENSES KNOWN TO LAW ENFORCEMENT

| CLASSIFICATION OF OFFENSES | OFFENSES REPORTED OR KNOWN | UNFOUNDED FALSE OR BASELESS | NUMBER OF ACTUAL OFFENSES | ** OFFENSES CLEARED ** BY ARREST OR EXCEPTION | |
|-------------------------------|----------------------------------|-----------------------------------|------------------------------------|---|-------------------|
| | | | | TOTAL | JUVENILES ONLY |
| CRIMINAL HOMICIDE | | | | | |
| MURDER/NONNEG MANSLAUGHTER | | | | | |
| MANSLAUGHTER BY NEGLIGENCE | | | | | |
| TOTAL | | | | | |
| FORCIBLE RAPE | | | | | |
| RAPE BY FORCE | | | | | |
| ATTEMPTED FORCIBLE RAPE | | | | | |
| TOTAL | | | | | |
| ROBBERY | | | | | |
| FIREARM | | | | | |
| KNIFE/CUTTING INSTRUMENT | | | | | |
| OTHER DANGEROUS WEAPON | | | | | |
| STRONG-ARM (HANDS, FISTS) | | | | | |
| TOTAL | | | | | |
| ASSAULT | | | | | |
| FIREARM | 3 | | 3 | 2 | |
| KNIFE OR CUTTING INSTRUMENT | 1 | | 1 | 1 | |
| OTHER DANGEROUS WEAPON | | | | | |
| HANDS, FIST, FEET, AGGRAVATED | 2 | | 2 | 1 | |
| OTHER ASSAULTS - SIMPLE | 29 | 3 | 26 | 11 | |
| TOTAL | 35 | 3 | 32 | 15 | |
| BURGLARY | | | | | |
| FORCIBLE ENTRY | 5 | | 5 | | |
| UNLAWFUL ENTRY - NO FORCE | 3 | | 3 | | |
| ATTEMPTED FORCIBLE ENTRY | 1 | | 1 | 1 | |
| TOTAL | 9 | | 9 | 1 | |
| LARCENY-THEFT | | | | | |
| THEFT (EX MOTOR VEHICLE) | 108 | 13 | 95 | 27 | |
| TOTAL | 108 | 13 | 95 | 27 | |
| MOTOR VEHICLE THEFT | | | | | |
| AUTOS | 1 | | 1 | | |
| TRUCKS AND BUSES | | | | | |
| OTHER VEHICLES | | | | | |
| TOTAL | 1 | | 1 | | |
| GRAND TOTAL | 153 | 16 | 137 | 43 | |

PROPERTY STOLEN BY CLASSIFICATION

| CLASSIFICATION OF OFFENSES | NUMBER ACTUAL OFFENSES | VALUE OF PROPERTY STOLEN | |
|---|------------------------------|--------------------------|---------------|
| MURDER/NONNEG MANSLAUGHTER | | \$ | - |
| FORCIBLE RAPE | | \$ | - |
| ROBBERY | | | |
| HIGHWAY (STREET, ALLEYS, ETC.) | | | |
| COMMERCIAL HOUSE | | | |
| GAS OR SERVICE STATION | | | |
| CONVENIENCE STORE | | | |
| RESIDENCE | | | |
| BANK | | | |
| MISCELLANEOUS | | | |
| TOTAL ROBBERY | | \$ | - |
| BURGLARY | | | |
| RESIDENCE (DWELLING) | | | |
| NIGHT (6PM-6AM) | 2 | | |
| DAY (6AM-6PM) | 1 | | |
| UNKNOWN | 3 | | |
| NON-RESIDENCE (STORE ETC.) | | | |
| NIGHT (6PM-6AM) | 1 | | |
| DAY (6AM-6PM) | | | |
| UNKNOWN | 2 | | |
| TOTAL BURGLARY | 9 | \$ | - |
| LARCENY-THEFT | | | |
| LARCENY BY VALUE (EX MOTOR VEHICLE) | | | |
| \$200 AND OVER | 10 | \$ | 15,541 |
| \$50 TO \$200 | 6 | \$ | 906 |
| UNDER \$50 | 80 | \$ | 785 |
| LARCENY BY TYPE | | | |
| POCKET-PICKING | | | |
| PURSE-SNATCHING | | | |
| SHOPLIFTING | | | |
| FROM MOTOR VEHICLE | 12 | \$ | 4,382 |
| MOTOR VEHICLE PARTS & ACCESSORIES | | | |
| BICYCLES | 9 | \$ | 238 |
| FROM BUILDING(EX C&H) | 58 | \$ | 9,562 |
| FROM COIN-OP MACHINES | | | |
| ALL OTHER | 17 | \$ | 3,050 |
| TOTAL LARCENY | 96 | 96 \$ | 17,232 \$ |
| MOTOR VEHICLE THEFT | | | |
| MOTOR VEHICLE THEFT | 1 | | |
| STOLEN & RECOVERED LOCALLY | | | |
| STOLEN LOCALLY & RECOVERED OTHER JURIS. | | | |
| TOTAL LOCALLY STOLEN MOTOR VEHICLES | | | |
| STOLEN OTHER JURIS. & RECOVERED LOCAL | | | |
| TOTAL | 1 | \$ | - |
| GRAND TOTAL | 106 | \$ | 17,232 |

PROPERTY STOLEN / RECOVERED BY TYPE

| TYPE OF PROPERTY | VALUE OF PROPERTY STOLEN | VALUE OF PROPERTY RECOVERED |
|------------------------------|--------------------------|-----------------------------|
| CURRENCY, NOTES, ETC. | \$ 17,232 | \$ 1,079 |
| JEWELRY & PRECIOUS METALS | | \$ 450 |
| CLOTHING AND FURS | | |
| LOCALLY STOLEN MOTOR VEHICLE | | |
| OFFICE EQUIPMENT | | |
| TV, RADIOS, CAMERAS, ETC. | | |
| FIREARMS | | |
| HOUSEHOLD GOODS | | |
| CONSUMABLE GOODS | | |
| LIVESTOCK | | |
| MISCELLANEOUS | | |
| GRAND TOTAL | \$ 17,232 | \$ 1,529 |

AGE, SEX, AND RACE OF PERSON ARRESTED
18 YEARS OF AGE AND OVER

| OFFENSE | UCR X | S E | AGE | | | | | | | | | | | | | | RACE | | | | | |
|--------------------|-------|--------|-----------|-----------|-----------|-----------|----------|-----------|-----------|-----------|-----------|-----------|-----------|-----------|----------|-----------|----------|------------|------------|-----------|-----------|----------|
| | | | 18 | 19 | 20 | 21 | 22 | 23 | 24 | 25 | 30 | 35 | 40 | 45 | 50 | 55 | 60 | TOTAL | WHT | BLK | IND | ASN |
| GAMBLING | 19 | M | | | | | | | | | | | | | | | | | | | | |
| | | F | | | | | | | | | | | | | | | | | | | | |
| BOOKMAKING | a | M | | | | | | | | | | | | | | | | | | | | |
| | | F | | | | | | | | | | | | | | | | | | | | |
| NUMBERS | b | M | | | | | | | | | | | | | | | | | | | | |
| | | F | | | | | | | | | | | | | | | | | | | | |
| OTHER GAMBLING | c | M | | | | | | | | | | | | | | | | | | | | |
| | | F | | | | | | | | | | | | | | | | | | | | |
| FAMILY/CHILD | 20 | M | | | | | | | | | | | | | | | 3 | | | 3 | | |
| | | F | | | | | | | | | | | | | | | | | | | | |
| DWI | 21 | M | 2 | | 2 | 2 | 2 | 1 | 6 | 10 | 12 | 2 | 2 | 6 | 2 | 2 | 2 | 53 | 58 | 4 | 14 | 3 |
| | | F | | 1 | 2 | | 1 | 4 | 3 | 5 | | 2 | 4 | 4 | | | | 26 | | | | |
| LIQUOR LAWS | 22 | M | | 2 | 5 | | | 1 | | | | | | | | 1 | 9 | 8 | | 3 | | |
| | | F | | | | | | | | | | | | 2 | | | 2 | | | | | |
| DRUNKENNESS | 23 | M | | | | | | | | 2 | | | | | | | 2 | 2 | | | | |
| | | F | | | | | | | | | | | | | | | | | | | | |
| DISORDERLY CONDUCT | 24 | M | 1 | 1 | | | | | | | | | | 1 | | | 3 | 3 | | 1 | | |
| | | F | | | | | | | | 1 | | | | | | | 1 | | | | | |
| VAGRANCY | 25 | M | | | | | | | | | | | | | | | | | | | | |
| | | F | | | | | | | | | | | | | | | | | | | | |
| ALL OTHER | 26 | M | 8 | 2 | 7 | 7 | 3 | 9 | 5 | 11 | 9 | 10 | 2 | 4 | | 6 | 83 | 71 | 4 | 28 | 2 | |
| | | F | 2 | | 1 | | | 3 | 2 | 4 | 3 | 1 | 2 | 4 | | | 22 | | | | | |
| SUSPICION | 27 | M | | | | | | | | | | | | | | | | | | | | |
| | | F | | | | | | | | | | | | | | | | | | | | |
| TOTAL BY SEX | | M | 18 | 10 | 22 | 12 | 5 | 12 | 14 | 31 | 29 | 13 | 7 | 14 | 2 | 11 | 2 | 202 | 186 | 11 | 71 | 6 |
| | | F | 4 | 2 | 5 | | 1 | 7 | 8 | 12 | 6 | 12 | 6 | 8 | 1 | | 72 | | | | | |
| GRAND TOTAL | | | 22 | 12 | 27 | 12 | 6 | 19 | 22 | 43 | 35 | 25 | 13 | 22 | 3 | 11 | 2 | 274 | 186 | 11 | 71 | 6 |

AGE, SEX, AND RACE OF PERSON ARRESTED
UNDER 18 YEARS OF AGE

| OFFENSE | UCR | SEX | AGE | | | | | TOTAL UNDER 18 | RACE | | | | |
|-------------------------|-----|-----|--------|-------|-------|----------|----------|----------------|----------|----------|----------|-----|-----|
| | | | UND 10 | 10-12 | 13-14 | 15 | 16 | | 17 | WHT | BLK | IND | ASN |
| DRUGS/POSSESSION | 185 | M | | | | | | 1 | 1 | 2 | | | |
| | | F | | | | | | 1 | 1 | | | | |
| NARCOTICS | e | M | | | | | | | | | | | |
| | | F | | | | | | | | | | | |
| MARIJUANA | f | M | | | | | | 1 | 1 | 2 | | | |
| | | F | | | | | | 1 | 1 | | | | |
| SYNTHETIC NARCOTICS | g | M | | | | | | | | | | | |
| | | F | | | | | | | | | | | |
| OTHER NON-NARCOTICS | h | M | | | | | | | | | | | |
| | | F | | | | | | | | | | | |
| GAMBLING | 19 | M | | | | | | | | | | | |
| | | F | | | | | | | | | | | |
| BOOKMAKING | a | M | | | | | | | | | | | |
| | | F | | | | | | | | | | | |
| NUMBERS | b | M | | | | | | | | | | | |
| | | F | | | | | | | | | | | |
| OTHER GAMBLING | c | M | | | | | | | | | | | |
| | | F | | | | | | | | | | | |
| FAMILY/CHILD | 20 | M | | | | | | | | | | | |
| | | F | | | | | | | | | | | |
| DRIVING INFLUENCE | 21 | M | | | | | | | | | | | |
| | | F | | | | | | | | | | | |
| LIQUOR LAWS | 22 | M | | | | | | 1 | 1 | 1 | | | |
| | | F | | | | | | | | | | | |
| DRUNKENNESS | 23 | M | | | | | | | | | | | |
| | | F | | | | | | | | | | | |
| DISORDERLY CONDUCT | 24 | M | | | | | | | | | | | |
| | | F | | | | | | | | | | | |
| VAGRANCY | 25 | M | | | | | | | | | | | |
| | | F | | | | | | | | | | | |
| ALL OTHER | 26 | M | | | | 2 | 1 | | 3 | 1 | 2 | | |
| | | F | | | | | | | | | | | |
| CURFEW | 28 | M | | | | | | | | | | | |
| | | F | | | | | | | | | | | |
| RUN-AWAYS | 29 | M | | | | | | | | | | | |
| | | F | | | | | | | | | | | |
| TOTAL BY SEX | | M | | | | 2 | 1 | 2 | 5 | 4 | 2 | | |
| | | F | | | | | | 1 | 1 | | | | |
| GRAND TOTAL | | | | | | 2 | 1 | 3 | 6 | 4 | 2 | | |

ARSON OFFENSES KNOWN TO LAW ENFORCEMENT

| 1 PROPERTY CLASSIFICATION | 2 Offenses Report/ Known (Include Unfounded and Attempts) | 3 Unfounded, i.e. False/Baseless Complaints | 4 Actual Offenses (Col. 2-Col. 3 (+ Attempts)) | 5 Total Cleared by Arrest or Except. Means (+Column 6) | 6 Number of Clearances Involving Only Persons Under 18 Yrs. of Age | 7 Normally Unused Structures | 8 Estd Value of Property Damage |
|--------------------------------|--|--|---|---|---|---------------------------------|------------------------------------|
| STRUCTURE | | | | | | | |
| A. SINGLE OCCUPANT RESIDENT | | | | | | | |
| B. OTHER RESIDENTIAL | | | | | | | |
| C. STORAGE | | | | | | | |
| D. INDUSTRIAL/MANUFACTURE | | | | | | | |
| E. OTHER COMMERCIAL | | | | | | | |
| F. COMMUNITY/PUBLIC | | | | | | | |
| G. ALL OTHER STRUCTURES | | | | | | | |
| TOTAL | | | | | | | \$ - |
| MOBILE | | | | | | | |
| H. MOTOR VEHICLES | | | | | | | |
| I. OTHER MOBILE PROPERTY | | | | | | | |
| TOTAL | | | | | | | \$ - |
| OTHER | | | | | | | |
| J. CROPS, TIMBER, FENCES, ETC. | | | | | | | |
| TOTAL | | | | | | | \$ - |
| GRAND TOTAL | | | | | | | \$ - |

LAW ENFORCEMENT OFFICERS KILLED OR ASSAULTED

| TYPE OF ACTIVITY | TOTAL ASSAULTS BY WEAPON | TYPE OF WEAPON | | | | | TYPE OF ASSIGNMENT | | | | | | POLICE ASSAULT CLEARED |
|-------------------------------|--------------------------|----------------|-----------------------|---------------------|------------------|-------------|--------------------|--------|----------------|--------|-------|--------|------------------------|
| | | FIRE ARM | KNIFE OTHER CUT INSTR | OTHER DANGER WEAPON | HANDS FISTS FEET | TWO MAN VEH | ONE MAN VEHICLE | | SPECIAL ASSIGN | | OTHER | | |
| | | | | | | | ALONE | ASSIST | ALONE | ASSIST | ALONE | ASSIST | |
| A | B | C | D | E | F | G | H | I | J | K | L | M | |
| 1. RESPOND DISTURBANCE CALL | | | | | | | | | | | | | |
| 2. BURGLARY IN PROGRESS | | | | | | | | | | | | | |
| 3. ROBBERY IN PROGRESS | | | | | | | | | | | | | |
| 4. ATTEMPT OTHER ARREST | | | | | | | | | | | | | |
| 5. CIVIL DISORDER | | | | | | | | | | | | | |
| 6. HANDLE/TRANSORT PRISONER | | | | | | | | | | | | | |
| 7. INVESTIGATE SUS PERSON/CIR | | | | | | | | | | | | | |
| 8. AMBUSH - NO WARNING | | | | | | | | | | | | | |
| 9. MENTALLY DERANGED | | | | | | | | | | | | | |
| 10. TRAFFIC PURSUIT/STOPS | | | | | | | | | | | | | |
| 11. ALL OTHER | | | | | | | | | | | | | |
| 12. TOTAL (1-11) | | | | | | | | | | | | | |
| 13. NUMBER WITH INJURY | | | | | | | | | | | | | |
| 14. NUMBER WITHOUT INJURY | | | | | | | | | | | | | |
| 15. TIME OF ASSAULTS | 12 AM | 2 AM | 4 AM | 6 AM | 8 AM | 10 AM | NOON | 2 PM | 4 PM | 6 PM | 8 PM | 10 PM | UNK |

THIS PAGE INTENTIONALLY LEFT BLANK

OFFENSES KNOWN TO LAW ENFORCEMENT

| CLASSIFICATION OF OFFENSES | OFFENSES REPORTED OR KNOWN | UNFOUNDED FALSE OR BASELESS | NUMBER OF ACTUAL OFFENSES | ** OFFENSES CLEARED ** BY ARREST OR EXCEPTION | |
|-------------------------------|----------------------------|-----------------------------|---------------------------|--|----------------|
| | | | | TOTAL | JUVENILES ONLY |
| CRIMINAL HOMICIDE | | | | | |
| MURDER/NONNEG MANSLAUGHTER | | | | | |
| MANSLAUGHTER BY NEGLIGENCE | | | | | |
| TOTAL | | | | | |
| FORCIBLE RAPE | | | | | |
| RAPE BY FORCE | 7 | 1 | 6 | 3 | |
| ATTEMPTED FORCIBLE RAPE | | | | | |
| TOTAL | 7 | 1 | 6 | 3 | |
| ROBBERY | | | | | |
| FIREARM | | | | | |
| KNIFE/CUTTING INSTRUMENT | | | | | |
| OTHER DANGEROUS WEAPON | | | | | |
| STRONG-ARM (HANDS, FISTS) | | | | | |
| TOTAL | | | | | |
| ASSAULT | | | | | |
| FIREARM | 2 | | 2 | 2 | |
| KNIFE OR CUTTING INSTRUMENT | 1 | | 1 | 1 | |
| OTHER DANGEROUS WEAPON | 4 | | 4 | 3 | |
| HANDS, FIST, FEET, AGGRAVATED | 13 | 1 | 12 | 7 | |
| OTHER ASSAULTS - SIMPLE | 51 | 13 | 38 | 33 | 3 |
| TOTAL | 71 | 14 | 57 | 46 | 3 |
| BURGLARY | | | | | |
| FORCIBLE ENTRY | 7 | | 7 | 2 | |
| UNLAWFUL ENTRY - NO FORCE | 8 | 3 | 5 | 1 | 1 |
| ATTEMPTED FORCIBLE ENTRY | 1 | 1 | | | |
| TOTAL | 16 | 4 | 12 | 3 | 1 |
| LARCENY-THEFT | | | | | |
| THEFT (EX MOTOR VEHICLE) | 109 | 11 | 98 | 18 | 5 |
| TOTAL | 109 | 11 | 98 | 18 | 5 |
| MOTOR VEHICLE THEFT | | | | | |
| AUTOS | 1 | | 1 | | |
| TRUCKS AND BUSES | 6 | 4 | 2 | | |
| OTHER VEHICLES | 1 | 1 | | | |
| TOTAL | 8 | 6 | 2 | | |
| GRAND TOTAL | 211 | 36 | 175 | 70 | 9 |

PROPERTY STOLEN BY CLASSIFICATION

| CLASSIFICATION OF OFFENSES | NUMBER ACTUAL OFFENSES | VALUE OF PROPERTY STOLEN |
|---|------------------------------|--------------------------|
| MURDER/NONNEG MANSLAUGHTER | | \$ - |
| FORCIBLE RAPE | 6 | \$ - |
| ROBBERY | | |
| HIGHWAY (STREET, ALLEYS, ETC.) | | |
| COMMERCIAL HOUSE | | |
| GAS OR SERVICE STATION | | |
| CONVENIENCE STORE | | |
| RESIDENCE | | |
| BANK | | |
| MISCELLANEOUS | | |
| TOTAL ROBBERY | | \$ - |
| BURGLARY | | |
| RESIDENCE (DWELLING) | | |
| NIGHT (6PM-6AM) | 4 | \$ 630 |
| DAY (6AM-6PM) | 4 | \$ 2,475 |
| UNKNOWN | | |
| NON-RESIDENCE (STORE ETC.) | | |
| NIGHT (6PM-6AM) | 1 | |
| DAY (6AM-6PM) | 3 | \$ 750 |
| UNKNOWN | | |
| TOTAL BURGLARY | 12 | \$ 3,855 |
| LARCENY-THEFT | | |
| LARCENY BY VALUE (EX MOTOR VEHICLE) | | |
| \$200 AND OVER | 42 | \$ 54,283 |
| \$50 TO \$200 | 27 | \$ 2,590 |
| UNDER \$50 | 29 | \$ 200 |
| LARCENY BY TYPE | | |
| POCKET-PICKING | | |
| PURSE-SNATCHING | 1 | \$ 320 |
| SHOPLIFTING | 4 | \$ 5 |
| FROM MOTOR VEHICLE | 7 | \$ 6,007 |
| MOTOR VEHICLE PARTS & ACCESSORIES | 1 | \$ 10,000 |
| BICYCLES | 14 | \$ 2,080 |
| FROM BUILDING(EX C&H) | 5 | \$ 2,372 |
| FROM COIN-OP MACHINES | | |
| ALL OTHER | 66 | \$ 36,289 |
| TOTAL LARCENY | 98 | 98 \$ 57,073 \$ 57,073 |
| MOTOR VEHICLE THEFT | | |
| MOTOR VEHICLE THEFT | 2 | \$ 6,500 |
| STOLEN & RECOVERED LOCALLY | 7 | |
| STOLEN LOCALLY & RECOVERED OTHER JURIS. | | |
| TOTAL LOCALLY STOLEN MOTOR VEHICLES | 7 | |
| STOLEN OTHER JURIS. & RECOVERED LOCAL | | |
| TOTAL | 2 | \$ 6,500 |
| GRAND TOTAL | 118 | \$ 67,428 |

PROPERTY STOLEN / RECOVERED BY TYPE

| TYPE OF PROPERTY | VALUE OF PROPERTY STOLEN | VALUE OF PROPERTY RECOVERED |
|------------------------------|--------------------------|-----------------------------|
| CURRENCY, NOTES, ETC. | \$ 2,694 | |
| JEWELRY & PRECIOUS METALS | \$ 800 | |
| CLOTHING AND FURS | \$ 250 | |
| LOCALLY STOLEN MOTOR VEHICLE | \$ 6,500 | \$ 29,300 |
| OFFICE EQUIPMENT | \$ 2,600 | \$ 3,200 |
| TV, RADIOS, CAMERAS, ETC. | \$ 8,623 | \$ 250 |
| FIREARMS | \$ 100 | \$ 400 |
| HOUSEHOLD GOODS | \$ 1,992 | \$ 45 |
| CONSUMABLE GOODS | \$ 2,706 | \$ 5 |
| LIVESTOCK | | |
| MISCELLANEOUS | \$ 41,163 | \$ 1,505 |
| GRAND TOTAL | \$ 67,428 | \$ 34,705 |

| OFFENSE | UCR | SEX | AGE | | | | | | | | | | | | | | TOTAL | RACE | | | | | | | | |
|------------------------------|-----|-----|-----|----|----|----|----|----|----|----|----|----|----|----|----|----|-------|------|-----|-----|-----|-----|-----|----|---|---|
| | | | 18 | 19 | 20 | 21 | 22 | 23 | 24 | 25 | 30 | 35 | 40 | 45 | 50 | 55 | | 60 | 65+ | WHT | BLK | IND | ASN | | | |
| MURDER 0 | 1a | M | | | | | | | | | | | | | | | | | | | | | | | | |
| | | F | | | | | | | | | | | | | | | | | | | | | | | | |
| MANSLAUGHTER/NEG 0 | 1b | M | | | | | | | | | | | | | | | | | | | | | | | | |
| | | F | | | | | | | | | | | | | | | | | | | | | | | | |
| FORCIBLE RAPE | 02 | M | | 1 | | | | | | | | | | | | | | | | | | | 1 | 1 | | |
| | | F | | | | | | | | | | | | | | | | | | | | | | | | |
| ROBBERY | 03 | M | | | | | | | | | | | | | | | | | | | | | | | | |
| | | F | | | | | | | | | | | | | | | | | | | | | | | | |
| AGGRAVATED ASSAULT | 04 | M | | | 2 | | | 1 | 2 | | 2 | 1 | | | | | | | | | | | 8 | 8 | 1 | |
| | | F | | | | | | | | | | | 1 | | | | | | | | | | 1 | | | |
| BURGLARY | 05 | M | 1 | | | 1 | | | | | | | | 1 | | | | | | | | | 3 | 3 | | |
| | | F | | | | | | | | | | | | | | | | | | | | | | | | |
| LARCENY | 06 | M | 2 | 2 | 2 | | 1 | | | 1 | 1 | | 2 | | | | | | | | | | 11 | 10 | 1 | 1 |
| | | F | | | | | | | | 1 | 1 | | | | | | | | | | | | 2 | | | |
| MOTOR VEHICLE THEFT | 07 | M | | | | | | 1 | | | | | | | | | | | | | | | 1 | 1 | | |
| | | F | | | | | | | | | | | | | | | | | | | | | | | | |
| OTHER ASSAULTS | 08 | M | | | | 2 | | 1 | 3 | | 6 | 5 | 1 | 1 | | | | | | | | | 19 | 22 | 4 | 1 |
| | | F | | | 1 | | | 1 | | 2 | 1 | 2 | 1 | | | | | | | | | | 8 | | | |
| ARSON | 09 | M | | | | | | | | | | | | | | | | | | | | | | | | |
| | | F | | | | | | | | | | | | | | | | | | | | | | | | |
| FORGERY | 10 | M | | | | | | | | | | | | | | | | | | | | | | | | |
| | | F | | | | | | | | | | | | | | | | | | | | | | | | |
| FRAUD | 11 | M | | | | | | | | | 1 | 1 | | | | | | | | | | | 2 | 4 | | |
| | | F | | | | 1 | | | | | | 1 | | | | | | | | | | | 2 | | | |
| EMBEZZLEMENT | 12 | M | | | | | | | | | | | | | | | | | | | | | | | | |
| | | F | | | | | | | | | | | | | | | | | | | | | | | | |
| STOLEN PROP | 13 | M | | | | | | | | | | | | | | | | | | | | | | | | |
| | | F | | | | | | | | | | | | | | | | | | | | | | | | |
| VANDALISM | 14 | M | | | 1 | 1 | 1 | | 1 | | | | | | | | | | | | | | 4 | 5 | | |
| | | F | | | | | | | | | | 1 | | | | | | | | | | | 1 | | | |
| WEAPONS | 15 | M | | 1 | | 1 | | | 1 | | | | 2 | | | | | | | | | | 5 | 5 | | |
| | | F | | | | | | | | | | | | | | | | | | | | | | | | |
| PROSTITUTION | 16 | M | | | | | | | | | | | | | | | | | | | | | | | | |
| | | F | | | | | | | | | | | | | | | | | | | | | | | | |
| SEX OFFENSE | 17 | M | 1 | | | | | | | | | | 1 | | | | | | | | | | 2 | 1 | 1 | |
| | | F | | | | | | | | | | | | | | | | | | | | | | | | |
| DRUG/SALE/MANUFACTURE | 180 | M | | | | | | 1 | | | | | 1 | | | | | | | | | | 2 | 1 | 1 | 1 |
| | | F | | | | | | | | | | | 1 | | | | | | | | | | 1 | | | |
| NARCOTICS | a | M | | | | | | | | | | | | | | | | | | | | | | | | |
| | | F | | | | | | | | | | | | | | | | | | | | | | | | |
| MARIJUANA | b | M | | | | | | 1 | | | | | | | | | | | | | | | 1 | | | 1 |
| | | F | | | | | | | | | | | | | | | | | | | | | | | | |
| SYNTHETIC NARCOTICS | c | M | | | | | | | | | | | | | | | | | | | | | | | | |
| | | F | | | | | | | | | | | | | | | | | | | | | | | | |
| OTHER NON-NARCOTICS | d | M | | | | | | | | | | | 1 | | | | | | | | | | 1 | 1 | 1 | |
| | | F | | | | | | | | | | | 1 | | | | | | | | | | 1 | | | |
| DRUG/POSSESSION | 185 | M | | 1 | | | | 1 | 1 | | 1 | | | | | | | | | | | | 4 | 3 | | 1 |
| | | F | | | | | | | | | | | | | | | | | | | | | | | | |
| NARCOTICS | e | M | | | | | | | | | | | | | | | | | | | | | | | | |
| | | F | | | | | | | | | | | | | | | | | | | | | | | | |
| MARIJUANA | f | M | | | | | | 1 | | | 1 | | | | | | | | | | | | 2 | 2 | | |
| | | F | | | | | | | | | | | | | | | | | | | | | | | | |
| SYNTHETIC NARCOTICS | g | M | | | | | | | | | | | | | | | | | | | | | | | | |
| | | F | | | | | | | | | | | | | | | | | | | | | | | | |
| OTHER NON-NARCOTICS | h | M | | 1 | | | | | 1 | | | | | | | | | | | | | | 2 | 1 | | 1 |
| | | F | | | | | | | | | | | | | | | | | | | | | | | | |

AGE, SEX, AND RACE OF PERSON ARRESTED
18 YEARS OF AGE AND OVER

| OFFENSE | UCR X | S E X | AGE | | | | | | | | | | | | | TOTAL | RACE | | | | | |
|--------------------|-------|-------------|-----------|-----------|-----------|----------|----------|----------|----------|-----------|-----------|-----------|-----------|-----------|----------|----------|----------|------------|------------|----------|-----------|----------|
| | | | 18 | 19 | 20 | 21 | 22 | 23 | 24 | 25 | 30 | 35 | 40 | 45 | 50 | | 55 | 60 | 65+ | WHT | BLK | IND |
| GAMBLING | 19 | M | | | | | | | | | | | | | | | | | | | | |
| | | F | | | | | | | | | | | | | | | | | | | | |
| BOOKMAKING | a | M | | | | | | | | | | | | | | | | | | | | |
| | | F | | | | | | | | | | | | | | | | | | | | |
| NUMBERS | b | M | | | | | | | | | | | | | | | | | | | | |
| | | F | | | | | | | | | | | | | | | | | | | | |
| OTHER GAMBLING | c | M | | | | | | | | | | | | | | | | | | | | |
| | | F | | | | | | | | | | | | | | | | | | | | |
| FAMILY/CHILD | 20 | M | | | | 1 | | | | | | 1 | | | 1 | | | | | | | |
| | | F | | | | | | | | | | | | | | | | | | | | |
| DWI | 21 | M | 2 | 1 | 1 | | 1 | | 3 | 1 | 3 | 2 | 2 | 2 | 1 | 1 | 2 | | | | | |
| | | F | | 1 | | | | | | 1 | | 1 | 1 | 1 | 2 | | | | | | | |
| LIQUOR AWS | 22 | M | 4 | 2 | 3 | 1 | | | | | | 1 | | | | | | | | | | |
| | | F | 1 | 1 | 1 | | | | | | | | | | | | | | | | | |
| DRUNKENNESS | 23 | M | | | | | | | | | | | | | | | | | | | | |
| | | F | | | | | | | | | | | | | | | | | | | | |
| DISORDERLY CONDUCT | 24 | M | | 1 | | | | | | 1 | | | 1 | 4 | | 1 | | | | | | |
| | | F | | | | | | | | | | 1 | | | | | | | | | | |
| VAGRANCY | 25 | M | | | | | | | | | | | | | | | | | | | | |
| | | F | | | | | | | | | | | | | | | | | | | | |
| ALL TBER | 26 | M | 3 | 5 | 5 | 2 | 1 | 1 | 2 | 11 | 3 | 7 | 5 | 7 | | 2 | 1 | | | | | |
| | | F | 1 | 1 | | 1 | 3 | | 4 | 2 | 2 | | 4 | | | | | | | | | |
| SUSPICION | 27 | M | | | | | | | | | | | | | | | | | | | | |
| | | F | | | | | | | | | | | | | | | | | | | | |
| TOTAL YBEX | | M | 13 | 13 | 12 | 8 | 6 | 3 | 9 | 22 | 8 | 21 | 10 | 25 | 2 | 6 | 3 | | | | | |
| | | F | 1 | 3 | 2 | 1 | 1 | 4 | | 7 | 2 | 9 | 3 | 8 | 3 | | | | | | | |
| GRAND TOTAL | | | 14 | 16 | 14 | 9 | 7 | 7 | 9 | 29 | 10 | 30 | 13 | 33 | 5 | 6 | 3 | | | | | |
| | | | | | | | | | | | | | | | | | | 205 | 170 | 1 | 27 | 7 |

AGE, SEX, AND RACE OF PERSON ARRESTED
UNDER 18 YEARS OF AGE

| OFFENSE | UCR | SEX | AGE | | | | | | TOTAL UNDER 18 | RACE | | | |
|-------------------------|-----|-----|--------|----------|----------|----------|----------|----------|----------------|-----------|-----|----------|-----|
| | | | UND 10 | 10-12 | 13-14 | 15 | 16 | 17 | | WHT | BLK | IND | ASN |
| DRUGS/POSSESSION | 185 | M | | | 1 | | | 1 | 2 | 2 | | | |
| | | F | | | | | | | | | | | |
| NARCOTICS | e | M | | | | | | | | | | | |
| | | F | | | | | | | | | | | |
| MARIJUANA | f | M | | | 1 | | | | 1 | 1 | | | |
| | | F | | | | | | | | | | | |
| SYNTHETIC NARCOTICS | g | M | | | | | | | | | | | |
| | | F | | | | | | | | | | | |
| OTHER NON-NARCOTICS | h | M | | | | | | 1 | 1 | 1 | | | |
| | | F | | | | | | | | | | | |
| GAMBLING | 19 | M | | | | | | | | | | | |
| | | F | | | | | | | | | | | |
| BOOKMAKING | a | M | | | | | | | | | | | |
| | | F | | | | | | | | | | | |
| NUMBERS | b | M | | | | | | | | | | | |
| | | F | | | | | | | | | | | |
| OTHER GAMBLING | c | M | | | | | | | | | | | |
| | | F | | | | | | | | | | | |
| FAMILY/CHILD | 20 | M | | | | | | | | | | | |
| | | F | | | | | | | | | | | |
| DRIVING INFLUENCE | 21 | M | | | | | | | | | | | |
| | | F | | | | | | | | | | | |
| LIQUOR LAWS | 22 | M | | 1 | 2 | 3 | 1 | 2 | 9 | 11 | | 1 | |
| | | F | | | | 1 | 2 | | 3 | | | | |
| DRUNKENNESS | 23 | M | | | | | | | | | | | |
| | | F | | | | | | | | | | | |
| DISORDERLY CONDUCT | 24 | M | | | 1 | 1 | | | 2 | 2 | | | |
| | | F | | | | | | | | | | | |
| VAGRANCY | 25 | M | | | | | | | | | | | |
| | | F | | | | | | | | | | | |
| ALL OTHER | 26 | M | | | | 1 | | 1 | 2 | 3 | | | |
| | | F | | | | 1 | | | 1 | | | | |
| CURFEW | 28 | M | | | | | | | | | | | |
| | | F | | | | | | | | | | | |
| RUN-AWAYS | 29 | M | | | | | | | | | | | |
| | | F | | | | | | | | | | | |
| TOTAL BY SEX | | M | | 2 | 4 | 6 | 5 | 7 | 24 | 29 | | 1 | |
| | | F | | | | 2 | 3 | 1 | 6 | | | | |
| GRAND TOTAL | | | | 2 | 4 | 8 | 8 | 8 | 30 | 29 | | 1 | |

ARSON OFFENSES KNOWN TO LAW ENFORCEMENT

| 1 PROPERTY CLASSIFICATION | 2 Offenses Report/ Known (Include Unfounded and Attempts) | 3 Unfounded, i.e. False/Baseless Complaints | 4 Actual Offenses (Col. 2-Col. 3 (+ Attempts)) | 5 Total Cleared by Arrest or Except. Means (+Column 6) | 6 Number of Clearances Involving Only Persons Under 18 Yrs. of Age | 7 Normally Unused Structures | 8 Estd Value of Property Damage |
|--------------------------------|--|--|---|---|---|---------------------------------|------------------------------------|
| STRUCTURE | | | | | | | |
| A. SINGLE OCCUPANT RESIDENT | | | | | | | |
| B. OTHER RESIDENTIAL | | | | | | | |
| C. STORAGE | | | | | | | |
| D. INDUSTRIAL/MANUFACTURE | | | | | | | |
| E. OTHER COMMERCIAL | | | | | | | |
| F. COMMUNITY/PUBLIC | | | | | | | |
| G. ALL OTHER STRUCTURES | | | | | | | |
| TOTAL | | | | | | | \$ - |
| MOBILE | | | | | | | |
| H. MOTOR VEHICLES | | | | | | | |
| I. OTHER MOBILE PROPERTY | | | | | | | |
| TOTAL | | | | | | | \$ - |
| OTHER | | | | | | | |
| J. CROPS, TIMBER, FENCES, ETC. | | | | | | | |
| TOTAL | | | | | | | \$ - |
| GRAND TOTAL | | | | | | | \$ - |

THIS PAGE INTENTIONALLY LEFT BLANK

OFFENSES KNOWN TO LAW ENFORCEMENT

| CLASSIFICATION OF OFFENSES | OFFENSES REPORTED OR KNOWN | UNFOUNDED FALSE OR BASELESS | NUMBER OF ACTUAL OFFENSES | ** OFFENSES CLEARED ** BY ARREST OR EXCEPTION | |
|-------------------------------|----------------------------|-----------------------------|---------------------------|--|----------------|
| | | | | TOTAL | JUVENILES ONLY |
| CRIMINAL HOMICIDE | | | | | |
| MURDER/NONNEG MANSLAUGHTER | | | | | |
| MANSLAUGHTER BY NEGLIGENCE | | | | | |
| TOTAL | | | | | |
| FORCIBLE RAPE | | | | | |
| RAPE BY FORCE | | | | | |
| ATTEMPTED FORCIBLE RAPE | | | | | |
| TOTAL | | | | | |
| ROBBERY | | | | | |
| FIREARM | 1 | | 1 | | |
| KNIFE/CUTTING INSTRUMENT | | | | | |
| OTHER DANGEROUS WEAPON | 1 | | 1 | 1 | |
| STRONG-ARM (HANDS, FISTS) | 2 | | 2 | 1 | |
| TOTAL | 4 | | 4 | 2 | |
| ASSAULT | | | | | |
| FIREARM | | | | | |
| KNIFE OR CUTTING INSTRUMENT | 2 | | 2 | 1 | |
| OTHER DANGEROUS WEAPON | 24 | | 24 | 14 | 3 |
| HANDS, FIST, FEET, AGGRAVATED | 34 | | 34 | 18 | 2 |
| OTHER ASSAULTS - SIMPLE | 48 | | 48 | 29 | |
| TOTAL | 108 | | 108 | 62 | 5 |
| BURGLARY | | | | | |
| FORCIBLE ENTRY | 21 | | 21 | 3 | 1 |
| UNLAWFUL ENTRY - NO FORCE | 17 | | 17 | 1 | |
| ATTEMPTED FORCIBLE ENTRY | | | | | |
| TOTAL | 38 | | 38 | 4 | 1 |
| LARCENY-THEFT | | | | | |
| THEFT (EX MOTOR VEHICLE) | 360 | | 360 | 74 | 33 |
| TOTAL | 360 | | 360 | 74 | 33 |
| MOTOR VEHICLE THEFT | | | | | |
| AUTOS | 9 | | 9 | | |
| TRUCKS AND BUSES | 4 | | 4 | | |
| OTHER VEHICLES | 6 | | 6 | | |
| TOTAL | 19 | | 19 | | |
| GRAND TOTAL | 529 | | 529 | 142 | 39 |

PROPERTY STOLEN BY CLASSIFICATION

| CLASSIFICATION OF OFFENSES | NUMBER ACTUAL OFFENSES | VALUE OF PROPERTY STOLEN |
|---|------------------------------|---------------------------|
| MURDER/NONNEG MANSLAUGHTER | | \$ - |
| FORCIBLE RAPE | | \$ - |
| ROBBERY | | |
| HIGHWAY (STREET, ALLEYS, ETC.) | | |
| COMMERCIAL HOUSE | 2 | |
| GAS OR SERVICE STATION | | |
| CONVENIENCE STORE | | |
| RESIDENCE | 1 | |
| BANK | | |
| MISCELLANEOUS | 1 | |
| TOTAL ROBBERY | 4 | \$ - |
| BURGLARY | | |
| RESIDENCE (DWELLING) | | |
| NIGHT (6PM-6AM) | 6 | \$ 11,817 |
| DAY (6AM-6PM) | 11 | \$ 30,960 |
| UNKNOWN | 2 | \$ 5,639 |
| NON-RESIDENCE (STORE ETC.) | | |
| NIGHT (6PM-6AM) | 8 | \$ 5,320 |
| DAY (6AM-6PM) | 9 | \$ 6,950 |
| UNKNOWN | 2 | \$ 5,000 |
| TOTAL BURGLARY | 38 | \$ 65,686 |
| LARCENY-THEFT | | |
| LARCENY BY VALUE (EX MOTOR VEHICLE) | | |
| \$200 AND OVER | 94 | \$ 101,761 |
| \$50 TO \$200 | 64 | \$ 6,731 |
| UNDER \$50 | 202 | \$ 12,293 |
| LARCENY BY TYPE | | |
| POCKET-PICKING | 3 | \$ 320 |
| PURSE-SNATCHING | 8 | \$ 773 |
| SHOPLIFTING | 123 | \$ 13,100 |
| FROM MOTOR VEHICLE | 79 | \$ 22,362 |
| MOTOR VEHICLE PARTS & ACCESSORIES | 7 | \$ 5,559 |
| BICYCLES | 5 | \$ 3,350 |
| FROM BUILDING(EX C&H) | 73 | \$ 41,626 |
| FROM COIN-OP MACHINES | 1 | |
| ALL OTHER | 61 | \$ 33,695 |
| TOTAL LARCENY | 360 | 360 \$ 120,785 \$ 120,785 |
| MOTOR VEHICLE THEFT | | |
| MOTOR VEHICLE THEFT | 19 | \$ 127,300 |
| STOLEN & RECOVERED LOCALLY | 8 | |
| STOLEN LOCALLY & RECOVERED OTHER JURIS. | 2 | |
| TOTAL LOCALLY STOLEN MOTOR VEHICLES | 10 | |
| STOLEN OTHER JURIS. & RECOVERED LOCAL | 5 | |
| TOTAL | 19 | \$ 127,300 |
| GRAND TOTAL | 421 | \$ 313,771 |

PROPERTY STOLEN / RECOVERED BY TYPE

| TYPE OF PROPERTY | VALUE OF PROPERTY STOLEN | VALUE OF PROPERTY RECOVERED |
|------------------------------|--------------------------|-----------------------------|
| CURRENCY, NOTES, ETC. | \$ 17,897 | \$ 500 |
| JEWELRY & PRECIOUS METALS | \$ 36,910 | \$ 4,977 |
| CLOTHING AND FURS | \$ 1,788 | \$ 1,093 |
| LOCALLY STOLEN MOTOR VEHICLE | \$ 138,300 | \$ 65,900 |
| OFFICE EQUIPMENT | \$ 5,407 | \$ 548 |
| TV, RADIOS, CAMERAS, ETC. | \$ 36,909 | \$ 5,318 |
| FIREARMS | \$ 6,582 | |
| HOUSEHOLD GOODS | \$ 690 | \$ 240 |
| CONSUMABLE GOODS | \$ 1,816 | \$ 1,620 |
| LIVESTOCK | \$ 1,000 | |
| MISCELLANEOUS | \$ 66,472 | \$ 10,764 |
| GRAND TOTAL | \$ 313,771 | \$ 90,960 |

| OFFENSE | UCR | SEX | AGE | | | | | | | | | | | | | TOTAL | RACE | | | | | | | | | |
|------------------------------|-----|-----|-----|----|----|----|----|----|----|----|----|----|----|----|----|-------|------|----|-----|-----|-----|-----|-----|----|---|---|
| | | | 18 | 19 | 20 | 21 | 22 | 23 | 24 | 25 | 30 | 35 | 40 | 45 | 50 | | 55 | 60 | 65+ | WHT | BLK | IND | ASN | | | |
| | | | X | | | | | | | | | | | | | | | | | | | | | | | |
| MURDER 0 | 1a | M | | | | | | | | | | | | | | | | | | | | | | | | |
| | | F | | | | | | | | | | | | | | | | | | | | | | | | |
| MANSLAUGHTER/NEG 0 | 1b | M | | | | | | | | | | | | | | | | | | | | | | | | |
| | | F | | | | | | | | | | | | | | | | | | | | | | | | |
| FORCIBLE RAPE | 02 | M | | | | | | | | | | | | | | | | | | | | | | | | |
| | | F | | | | | | | | | | | | | | | | | | | | | | | | |
| ROBBERY | 03 | M | 2 | | 1 | | 1 | | | | | | | | | | | | | | | | 4 | | 4 | |
| | | F | | | | | | | | | | | | | | | | | | | | | | | | |
| AGGRAVATED ASSAULT | 04 | M | | 1 | 1 | 1 | 1 | | 1 | 1 | 1 | | | | 1 | | | | | | | | 8 | | 8 | |
| | | F | | | | | 1 | | | | | | | | 1 | | | | | | | | 2 | 1 | | 1 |
| BURGLARY | 05 | M | | 3 | | | | | 2 | | | | | | | | | | | | | | 5 | | 5 | |
| | | F | | | | | | | | | | | | | | | | | | | | | | | | |
| LARCENY | 06 | M | 4 | 4 | 2 | | 1 | 6 | 2 | 3 | 2 | 2 | | | 1 | | | | | | | | 27 | 25 | 2 | |
| | | F | 2 | 1 | | 1 | 2 | | 3 | | | 3 | | 1 | | | | | | | | | 13 | 12 | | 1 |
| MOTOR VEHICLE THEFT | 07 | M | | 1 | | | 1 | | | | | 1 | | | | | | | | | | | 3 | 2 | 1 | |
| | | F | | | | | | | | | | | | | | | | | | | | | | | | |
| OTHER ASSAULTS | 08 | M | 2 | 1 | 1 | 1 | 2 | | 1 | 8 | 4 | 6 | 2 | 2 | | 1 | | | | | | | 31 | 27 | 1 | 3 |
| | | F | | | 1 | | | 1 | 1 | 3 | | 1 | | 1 | 1 | | | | | | | | 9 | 8 | | 1 |
| ARSON | 09 | M | | | | | | | | | | | | | | | | | | | | | | | | |
| | | F | | | | | | | | | | | | | | | | | | | | | | | | |
| FORGERY | 10 | M | | | 1 | 1 | | | 1 | 1 | | | 1 | 2 | | | | | | | | | 7 | 7 | | |
| | | F | | | | 1 | | | | | | | | | | | | | | | | | 1 | 1 | | |
| FRAUD | 11 | M | | | | | | | 2 | | | | | | | | | | | | | | 2 | 2 | | |
| | | F | | | | 1 | | | | | | | | | | | | | | | | | 1 | 1 | | |
| EMBEZZLEMENT | 12 | M | | | | | | | | | | | | | | | | | | | | | | | | |
| | | F | | | | | | | | | | | | | | | | | | | | | | | | |
| STOLEN PROP | 13 | M | | | | | | | | | | | | | | | | | | | | | | | | |
| | | F | | | | | | | | | | | | | | | | | | | | | | | | |
| VANDALISM | 14 | M | 1 | 2 | 1 | 2 | | | 1 | | | | | | | | | | | | | | 7 | 7 | | |
| | | F | | | | | 1 | | | | | | | | | | | | | | | | 1 | 1 | | |
| WEAPONS | 15 | M | | | | 1 | | | | | | | | | | | | | | | | | 1 | 1 | | |
| | | F | | | | | | | | | | | | | | | | | | | | | | | | |
| PROSTITUTION | 16 | M | | | | | | | | | | | | | | | | | | | | | | | | |
| | | F | | | | | | | | | | | | | | | | | | | | | | | | |
| SEX OFFENSE | 17 | M | | | | | | | | | | | | | | | | | | | | | | | | |
| | | F | | | | | | | | | | | | | | | | | | | | | | | | |
| DRUG/SALE/MANUFACTURE | 180 | M | | | | 2 | | 1 | | 2 | | | | | | | | | | | | | 5 | 5 | | |
| | | F | | 1 | | 1 | | | | | | | | | | | | | | | | | 2 | 1 | 1 | |
| NARCOTICS | a | M | | | | | | 1 | | 2 | | | | | | | | | | | | | 3 | 3 | | |
| | | F | | | 1 | | | | | | | | | | | | | | | | | | 1 | 1 | | |
| MARIJUANA | b | M | | | | | 2 | | | | | | | | | | | | | | | | 2 | 2 | | |
| | | F | | | | | | | | | | | | | | | | | | | | | | | | |
| SYNTHETIC NARCOTICS | c | M | | | | | | | | | | | | | | | | | | | | | | | | |
| | | F | | | | 1 | | | | | | | | | | | | | | | | | 1 | | 1 | |
| OTHER NON-NARCOTICS | d | M | | | | | | | | | | | | | | | | | | | | | | | | |
| | | F | | | | | | | | | | | | | | | | | | | | | | | | |
| DRUG/POSSESSION | 185 | M | 4 | | 2 | 2 | 1 | | 2 | 5 | | | 2 | 1 | | | | | | | | | 19 | 19 | | |
| | | F | | | | | 1 | 1 | | | | | | | | | | | | | | | 2 | 1 | | 1 |
| NARCOTICS | e | M | 1 | | | 1 | | 1 | | | | | 1 | 1 | | | | | | | | | 5 | 5 | | |
| | | F | | | | | | | | | | | | | | | | | | | | | | | | |
| MARIJUANA | f | M | 3 | | 2 | 1 | 1 | | 1 | 5 | | | | | | | | | | | | | 13 | 13 | | |
| | | F | | | | | 1 | | | | | | | | | | | | | | | | 1 | 1 | | |
| SYNTHETIC NARCOTICS | g | M | | | | | | | | | | | 1 | | | | | | | | | | 1 | 1 | | |
| | | F | | | | | | | | | | | | | | | | | | | | | | | | |
| OTHER NON-NARCOTICS | h | M | | | | | | | | | | | | | | | | | | | | | | | | |
| | | F | | | | | | 1 | | | | | | | | | | | | | | | 1 | | | 1 |

| OFFENSE | UCR | SEX | AGE | | | | | | | | | | | | | | TOTAL | RACE | | | | | | | | | |
|--------------------|-----|-----|-----------|-----------|-----------|-----------|-----------|-----------|-----------|------------|-----------|-----------|-----------|-----------|-----------|-----------|----------|----------|-----|-----|-----|------------|------------|-----------|-----------|----------|----|
| | | | 18 | 19 | 20 | 21 | 22 | 23 | 24 | 25 | 30 | 35 | 40 | 45 | 50 | 55 | | 60 | 65+ | WHT | BLK | IND | ASN | | | | |
| GAMBLING | 19 | M | | | | | | | | | | | | | | | | | | | | | | | | | |
| | | F | | | | | | | | | | | | | | | | | | | | | | | | | |
| BOOKMAKING | a | M | | | | | | | | | | | | | | | | | | | | | | | | | |
| | | F | | | | | | | | | | | | | | | | | | | | | | | | | |
| NUMBERS | b | M | | | | | | | | | | | | | | | | | | | | | | | | | |
| | | F | | | | | | | | | | | | | | | | | | | | | | | | | |
| OTHER GAMBLING | c | M | | | | | | | | | | | | | | | | | | | | | | | | | |
| | | F | | | | | | | | | | | | | | | | | | | | | | | | | |
| FAMILY/CHILD | 20 | M | | | 1 | | | | | | | | | | | | | | | | | | 1 | | | | |
| | | F | | | | | | | | | | | | | | | | | | | | | | | | | |
| DWI | 21 | M | 3 | 9 | 3 | 8 | 8 | 4 | 10 | 29 | 12 | 16 | 16 | 11 | 10 | 5 | 1 | 1 | | | | | 146 | 135 | 6 | 5 | |
| | | F | 1 | 2 | 2 | 2 | 4 | 2 | 13 | 10 | 7 | 7 | 8 | 4 | 2 | 1 | | | | | | | 65 | 51 | 1 | 12 | 1 |
| LIQUOR AWS | 22 | M | 6 | 8 | 3 | 2 | | | | | 1 | | | | | | | | | | | | 20 | 19 | 1 | | |
| | | F | 5 | 2 | 2 | | | | | | | | | | | | | | | | | | 9 | 6 | 3 | | |
| DRUNKENNESS | 23 | M | | | | | | | | | | | | | | | | | | | | | | | | | |
| | | F | | | | | | | | | | | | | | | | | | | | | | | | | |
| DISORDERLY CONDUCT | 24 | M | | | | 1 | 1 | | | 1 | | 1 | 1 | 1 | | | | | | | | | 6 | 4 | 2 | | |
| | | F | | | | 1 | | | | 2 | | | | | | | | | | | | | | 3 | 3 | | |
| VAGRANCY | 25 | M | | | | | | | | | | | | | | | | | | | | | | | | | |
| | | F | | | | | | | | | | | | | | | | | | | | | | | | | |
| ALL TBER | 26 | M | 12 | 20 | 28 | 14 | 19 | 9 | 13 | 46 | 18 | 20 | 16 | 9 | 8 | 3 | 2 | 1 | | | | | 238 | 214 | 10 | 11 | 3 |
| | | F | 6 | 8 | 7 | 4 | 4 | 5 | 3 | 15 | 11 | 9 | 8 | 3 | 2 | 1 | 1 | | | | | | | 87 | 78 | 1 | 8 |
| SUSPICION | 27 | M | | 1 | 2 | | 3 | | | 1 | 1 | 3 | 1 | 1 | 1 | | | | | | | | 14 | 13 | | 1 | |
| | | F | | 2 | | | 1 | | | 2 | 1 | | 1 | | | | | | | | | | | 7 | 5 | | 2 |
| TOTAL BY SEX | | M | 34 | 50 | 46 | 32 | 40 | 20 | 29 | 100 | 42 | 49 | 36 | 28 | 23 | 10 | 3 | 2 | | | | | 544 | 498 | 20 | 22 | 4 |
| | | F | 16 | 12 | 13 | 10 | 6 | 16 | 7 | 38 | 22 | 17 | 19 | 13 | 8 | 3 | 2 | | | | | | | 202 | 169 | 3 | 28 |
| GRAND TOTAL | | | 50 | 62 | 59 | 42 | 46 | 36 | 36 | 138 | 64 | 66 | 55 | 41 | 31 | 13 | 5 | 2 | | | | 746 | 667 | 23 | 50 | 6 | |

AGE, SEX, AND RACE OF PERSON ARRESTED
UNDER 18 YEARS OF AGE

| OFFENSE | UCR | SEX | AGE | | | | | | TOTAL UNDER 18 | RACE | | | | |
|------------------------------|-----|-----|--------|-------|-------|----|----|----|----------------|------|-----|-----|-----|--|
| | | | UND 10 | 10-12 | 13-14 | 15 | 16 | 17 | | WHT | BLK | IND | ASN | |
| MURDER 01a | | M | | | | | | | | | | | | |
| | | F | | | | | | | | | | | | |
| MANSLAUGHTER | 01b | M | | | | | | | | | | | | |
| | | F | | | | | | | | | | | | |
| FORCIBLE RAPE | 02 | M | | | | | | | | | | | | |
| | | F | | | | | | | | | | | | |
| ROBBERY | 03 | M | | | | | | | | | | | | |
| | | F | | | | | | | | | | | | |
| AGGRAVATED ASSAULT | 04 | M | | | | | | | | | | | | |
| | | F | | | | | | | | | | | | |
| BURGLARY | 05 | M | | | | | | 2 | 2 | | | | 2 | |
| | | F | | | | | | | | | | | | |
| LARCENY | 06 | M | | 2 | 3 | | 6 | 3 | 11 | 25 | 24 | | 1 | |
| | | F | | | 2 | | | 5 | 6 | 13 | 10 | 1 | 2 | |
| MOTOR THEFT | 07 | M | | | | | | | | | | | | |
| | | F | | | | | | | | | | | | |
| OTHER ASSAULTS | 08 | M | | | 2 | | | | 1 | 3 | 2 | | 1 | |
| | | F | | | 1 | | 1 | 1 | | 3 | 3 | | | |
| ARSON | 09 | M | | | | | | | | | | | | |
| | | F | | | | | | | | | | | | |
| FORGERY | 10 | M | | | | | | | | | | | | |
| | | F | | | | | | | | | | | | |
| FRAUD | 11 | M | | | | | | | | | | | | |
| | | F | | | | | | | | | | | | |
| EMBEZZLEMENT | 12 | M | | | | | | | | | | | | |
| | | F | | | | | | | | | | | | |
| STOLEN PROPERTY | 13 | M | | | | | | | | | | | | |
| | | F | | | | | | | | | | | | |
| VANDALISM | 14 | M | | | 1 | | 1 | | 2 | 4 | 4 | | | |
| | | F | | | | | | | | | | | | |
| WEAPONS | 15 | M | | | | | | | | | | | | |
| | | F | | | | | | | | | | | | |
| PROSTITUTION | 16 | M | | | | | | | | | | | | |
| | | F | | | | | | | | | | | | |
| SEX OFFENSES | 17 | M | | | | | | | | | | | | |
| | | F | | | | | | | | | | | | |
| DRUG/SALE/MANUFACTURE | 180 | M | | | | | | | | | | | | |
| | | F | | | | | | | | | | | | |
| NARCOTICS | a | M | | | | | | | | | | | | |
| | | F | | | | | | | | | | | | |
| MARIJUANA | b | M | | | | | | | | | | | | |
| | | F | | | | | | | | | | | | |
| SYNTHETIC NARCOTICS | c | M | | | | | | | | | | | | |
| | | F | | | | | | | | | | | | |
| OTHER NON-NARCOTICS | d | M | | | | | | | | | | | | |
| | | F | | | | | | | | | | | | |

AGE, SEX, AND RACE OF PERSON ARRESTED
UNDER 18 YEARS OF AGE

| OFFENSE | UCR | SEX | AGE | | | | | | TOTAL UNDER 18 | RACE | | | |
|-------------------------|-----|-----|----------|----------|-----------|-----------|-----------|-----------|----------------|------------|----------|----------|----------|
| | | | UND 10 | 10-12 | 13-14 | 15 | 16 | 17 | | WHT | BLK | IND | ASN |
| DRUGS/POSSESSION | 185 | M | | 1 | 9 | 1 | 2 | | 13 | 11 | | 2 | |
| | | F | | | 2 | | 1 | 1 | 4 | 4 | | | |
| NARCOTICS | e | M | | | | | | | | | | | |
| | | F | | | | | | | | | | | |
| MARIJUANA | f | M | | 1 | 9 | 1 | 2 | | 13 | 11 | | 2 | |
| | | F | | | 2 | | 1 | 1 | 4 | 4 | | | |
| SYNTHETIC NARCOTICS | g | M | | | | | | | | | | | |
| | | F | | | | | | | | | | | |
| OTHER NON-NARCOTICS | h | M | | | | | | | | | | | |
| | | F | | | | | | | | | | | |
| GAMBLING | 19 | M | | | | | | | | | | | |
| | | F | | | | | | | | | | | |
| BOOKMAKING | a | M | | | | | | | | | | | |
| | | F | | | | | | | | | | | |
| NUMBERS | b | M | | | | | | | | | | | |
| | | F | | | | | | | | | | | |
| OTHER GAMBLING | c | M | | | | | | | | | | | |
| | | F | | | | | | | | | | | |
| FAMILY/CHILD | 20 | M | | | | | | | | | | | |
| | | F | | | | | | | | | | | |
| DRIVING INFLUENCE | 21 | M | | | | | | | | | | | |
| | | F | | | | | | 1 | 2 | 3 | 3 | | |
| LIQUOR LAWS | 22 | M | | | 1 | 1 | 8 | 6 | 16 | 15 | | | 1 |
| | | F | | | 1 | 6 | 2 | 5 | 14 | 14 | | | |
| DRUNKENNESS | 23 | M | | | | | | | | | | | |
| | | F | | | | | | | | | | | |
| DISORDERLY CONDUCT | 24 | M | | | | | | | | | | | |
| | | F | | | | | 1 | | 1 | 1 | | | |
| VAGRANCY | 25 | M | | | | | | | | | | | |
| | | F | | | | | | | | | | | |
| ALL OTHER | 26 | M | 2 | | | 3 | 3 | 5 | 13 | 12 | | 1 | |
| | | F | | | 1 | 2 | 1 | 7 | 11 | 11 | | | |
| CURFEW | 28 | M | | | | | | | | | | | |
| | | F | | | | | | | | | | | |
| RUN-AWAYS | 29 | M | | | | | | | | | | | |
| | | F | | | | | | | | | | | |
| TOTAL BY SEX | | M | 2 | 3 | 16 | 12 | 16 | 27 | 76 | 68 | 1 | 4 | 3 |
| | | F | | | 7 | 9 | 12 | 21 | 49 | 46 | 1 | 2 | |
| GRAND TOTAL | | | 2 | 3 | 23 | 21 | 28 | 48 | 125 | 114 | 2 | 6 | 3 |

ARSON OFFENSES KNOWN TO LAW ENFORCEMENT

| 1 PROPERTY CLASSIFICATION | 2 Offenses Report/ Known (Include Unfounded and Attempts) | 3 Unfounded, I.e. False/Baseless Complaints | 4 Actual Offenses (Col. 2-Col. 3 (+ Attempts)) | 5 Total Cleared by Arrest or Except. Means (+Column 6) | 6 Number of Clearances Involving Only Persons Under 18 Yrs. of Age | 7 Normally Unused Structures | 8 Estd Value of Property Damage |
|--------------------------------|--|--|---|---|---|---------------------------------|------------------------------------|
| STRUCTURE | | | | | | | |
| A. SINGLE OCCUPANT RESIDENT | | | | | | | |
| B. OTHER RESIDENTIAL | | | | | | | |
| C. STORAGE | | | | | | | |
| D. INDUSTRIAL/MANUFACTURE | | | | | | | |
| E. OTHER COMMERCIAL | | | | | | | |
| F. COMMUNITY/PUBLIC | | | | 2 | | 1 | |
| G. ALL OTHER STRUCTURES | | | | | | | |
| TOTAL | | | | 2 | | 1 | \$ - |
| MOBILE | | | | | | | |
| H. MOTOR VEHICLES | | | | | | | |
| I. OTHER MOBILE PROPERTY | | | | | | | |
| TOTAL | | | | | | | \$ - |
| OTHER | | | | | | | |
| J. CROPS, TIMBER, FENCES, ETC. | | | | | | | |
| TOTAL | | | | | | | \$ - |
| GRAND TOTAL | | | | 2 | | 1 | \$ - |

THIS PAGE INTENTIONALLY LEFT BLANK

OFFENSES KNOWN TO LAW ENFORCEMENT

| CLASSIFICATION OF OFFENSES | OFFENSES REPORTED OR KNOWN | UNFOUNDED FALSE OR BASELESS | NUMBER OF ACTUAL OFFENSES | ** OFFENSES CLEARED ** BY ARREST OR EXCEPTION | |
|-------------------------------|----------------------------------|-----------------------------------|------------------------------------|---|-------------------|
| | | | | TOTAL | JUVENILES ONLY |
| CRIMINAL HOMICIDE | | | | | |
| MURDER/NONNEG MANSLAUGHTER | | | | | |
| MANSLAUGHTER BY NEGLIGENCE | | | | | |
| TOTAL | | | | | |
| FORCIBLE RAPE | | | | | |
| RAPE BY FORCE | | | | | |
| ATTEMPTED FORCIBLE RAPE | | | | | |
| TOTAL | | | | | |
| ROBBERY | | | | | |
| FIREARM | | | | | |
| KNIFE/CUTTING INSTRUMENT | | | | | |
| OTHER DANGEROUS WEAPON | | | | | |
| STRONG-ARM (HANDS, FISTS) | | | | | |
| TOTAL | | | | | |
| ASSAULT | | | | | |
| FIREARM | | | | | |
| KNIFE OR CUTTING INSTRUMENT | | | | | |
| OTHER DANGEROUS WEAPON | | | | | |
| HANDS, FIST, FEET, AGGRAVATED | 2 | | 2 | 2 | |
| OTHER ASSAULTS - SIMPLE | 25 | 2 | 23 | 16 | 1 |
| TOTAL | 27 | 2 | 25 | 18 | 1 |
| BURGLARY | | | | | |
| FORCIBLE ENTRY | 9 | | 9 | 3 | |
| UNLAWFUL ENTRY - NO FORCE | 2 | | 2 | | |
| ATTEMPTED FORCIBLE ENTRY | 3 | | 3 | | |
| TOTAL | 14 | | 14 | 3 | |
| LARCENY-THEFT | | | | | |
| THEFT (EX MOTOR VEHICLE) | 70 | 6 | 64 | 22 | 2 |
| TOTAL | 70 | 6 | 64 | 22 | 2 |
| MOTOR VEHICLE THEFT | | | | | |
| AUTOS | | | | | |
| TRUCKS AND BUSES | 1 | | 1 | | |
| OTHER VEHICLES | 1 | | 1 | 1 | |
| TOTAL | 2 | | 2 | 1 | |
| GRAND TOTAL | 113 | 8 | 105 | 44 | 3 |

PROPERTY STOLEN BY CLASSIFICATION

| CLASSIFICATION OF OFFENSES | NUMBER ACTUAL OFFENSES | VALUE OF PROPERTY STOLEN |
|---|------------------------------|--------------------------|
| MURDER/NONNEG MANSLAUGHTER | | \$ - |
| FORCIBLE RAPE | | \$ - |
| ROBBERY | | |
| HIGHWAY (STREET, ALLEYS, ETC.) | | |
| COMMERCIAL HOUSE | | |
| GAS OR SERVICE STATION | | |
| CONVENIENCE STORE | | |
| RESIDENCE | | |
| BANK | | |
| MISCELLANEOUS | | |
| TOTAL ROBBERY | | \$ - |
| BURGLARY | | |
| RESIDENCE (DWELLING) | | |
| NIGHT (6PM-6AM) | | |
| DAY (6AM-6PM) | | |
| UNKNOWN | 3 | |
| NON-RESIDENCE (STORE ETC.) | | |
| NIGHT (6PM-6AM) | | |
| DAY (6AM-6PM) | 1 | |
| UNKNOWN | 10 | |
| TOTAL BURGLARY | 14 | \$ - |
| LARCENY-THEFT | | |
| LARCENY BY VALUE (EX MOTOR VEHICLE) | | |
| \$200 AND OVER | 2 | \$ 1,600 |
| \$50 TO \$200 | 3 | \$ 200 |
| UNDER \$50 | 59 | \$ 37 |
| LARCENY BY TYPE | | |
| POCKET-PICKING | | |
| PURSE-SNATCHING | | |
| SHOPLIFTING | 3 | \$ 2 |
| FROM MOTOR VEHICLE | 1 | |
| MOTOR VEHICLE PARTS & ACCESSORIES | | |
| BICYCLES | 20 | |
| FROM BUILDING(EX C&H) | 10 | \$ 85 |
| FROM COIN-OP MACHINES | | |
| ALL OTHER | 30 | \$ 1,750 |
| TOTAL LARCENY | 64 | 64 \$ 1,837 \$ 1,837 |
| MOTOR VEHICLE THEFT | | |
| MOTOR VEHICLE THEFT | 2 | \$ 35,000 |
| STOLEN & RECOVERED LOCALLY | 1 | |
| STOLEN LOCALLY & RECOVERED OTHER JURIS. | | |
| TOTAL LOCALLY STOLEN MOTOR VEHICLES | 1 | |
| STOLEN OTHER JURIS. & RECOVERED LOCAL | | |
| TOTAL | 2 | \$ 35,000 |
| GRAND TOTAL | 80 | \$ 36,837 |

PROPERTY STOLEN / RECOVERED BY TYPE

| TYPE OF PROPERTY | VALUE OF PROPERTY STOLEN | VALUE OF PROPERTY RECOVERED |
|------------------------------|--------------------------|-----------------------------|
| CURRENCY, NOTES, ETC. | | |
| JEWELRY & PRECIOUS METALS | | |
| CLOTHING AND FURS | | |
| LOCALLY STOLEN MOTOR VEHICLE | | |
| OFFICE EQUIPMENT | | |
| TV, RADIOS, CAMERAS, ETC. | | |
| FIREARMS | | |
| HOUSEHOLD GOODS | | |
| CONSUMABLE GOODS | \$ 2 | |
| LIVESTOCK | | |
| MISCELLANEOUS | \$ 36,835 | \$ 36,250 |
| GRAND TOTAL | \$ 36,837 | \$ 36,250 |

AGE, SEX, AND RACE OF PERSON ARRESTED
18 YEARS OF AGE AND OVER

| OFFENSE | UCR | SEX | AGE | | | | | | | | | | | | | | TOTAL | RACE | | | | |
|--------------------|-----|-----|----------|----------|----------|----------|----------|----|----------|----------|----------|----------|----------|----------|-----------|----------|----------|------|-----------|-----------|----------|-----|
| | | | 18 | 19 | 20 | 21 | 22 | 23 | 24 | 29 | 34 | 39 | 44 | 49 | 54 | 59 | | 64 | 65+ | WHT | BLK | IND |
| GAMBLING | 19 | M | | | | | | | | | | | | | | | | | | | | |
| | | F | | | | | | | | | | | | | | | | | | | | |
| BOOKMAKING | a | M | | | | | | | | | | | | | | | | | | | | |
| | | F | | | | | | | | | | | | | | | | | | | | |
| NUMBERS | b | M | | | | | | | | | | | | | | | | | | | | |
| | | F | | | | | | | | | | | | | | | | | | | | |
| OTHER GAMBLING | c | M | | | | | | | | | | | | | | | | | | | | |
| | | F | | | | | | | | | | | | | | | | | | | | |
| FAMILY/CHILD | 20 | M | | | | | | | | | | | | | | | | | | | | |
| | | F | | | | | | | | | | | | | | | | | | | | |
| DWI | 21 | M | | | | | | | | | 1 | 2 | | 3 | 2 | 1 | | | | 9 | 12 | |
| | | F | | | | | | 1 | | | 1 | | 1 | | | | | | | 3 | | |
| LIQUOR LAWS | 22 | M | 1 | | | | | | | | | | | | | | | | | 1 | 1 | |
| | | F | | | | | | | | | | | | | | | | | | | | |
| DRUNKENNESS | 23 | M | | | | | | | | | | | | | | | | | | | | |
| | | F | | | | | | | | | | | | | | | | | | | | |
| DISORDERLY CONDUCT | 24 | M | | | | | | | | | | | | | | | | | | | | |
| | | F | | | | | | | | | | | | | | | | | | | | |
| VAGRANCY | 25 | M | | | | | | | | | | | | | | | | | | | | |
| | | F | | | | | | | | | | | | | | | | | | | | |
| ALL TBER | 26 | M | | 4 | 2 | 1 | | 1 | | 4 | 1 | 1 | 5 | 5 | 3 | 2 | | | | 29 | 40 | 3 |
| | | F | 1 | | 1 | 1 | | | 4 | 1 | | | 1 | 4 | 1 | | | | | 14 | | |
| SUSPICION | 27 | M | | | | | | | | | | | | | | | | | | | | |
| | | F | | | | | | | | | | | | | | | | | | | | |
| TOTAL YBEX | | M | 1 | 5 | 2 | 1 | 1 | | 3 | 2 | 5 | 8 | 1 | 8 | 8 | 6 | 2 | | | 53 | 62 | 9 |
| | | F | 1 | | 1 | 1 | 1 | | | 4 | 3 | | 1 | 1 | 4 | 1 | | | | 18 | | |
| GRAND TOTAL | | | 2 | 5 | 3 | 2 | 2 | | 3 | 6 | 8 | 8 | 2 | 9 | 12 | 7 | 2 | | 71 | 62 | 9 | |

AGE, SEX, AND RACE OF PERSON ARRESTED
UNDER 18 YEARS OF AGE

| OFFENSE | UCR | SEX | AGE | | | | | TOTAL UNDER 18 | RACE | | | |
|------------------------------|-----|-----|--------|-------|-------|----|----|----------------|------|-----|-----|-----|
| | | | UND 10 | 10-12 | 13-14 | 15 | 16 | | 17 | WHT | BLK | IND |
| MURDER 01a | | M | | | | | | | | | | |
| | | F | | | | | | | | | | |
| MANSLAUGHTER | 01b | M | | | | | | | | | | |
| | | F | | | | | | | | | | |
| FORCIBLE RAPE | 02 | M | | | | | | | | | | |
| | | F | | | | | | | | | | |
| ROBBERY | 03 | M | | | | | | | | | | |
| | | F | | | | | | | | | | |
| AGGRAVATED ASSAULT | 04 | M | | | | | | | | | | |
| | | F | | | | | | | | | | |
| BURGLARY | 05 | M | | | | | | | | | | |
| | | F | | | | | | | | | | |
| LARCENY | 06 | M | | | 2 | | | 2 | 1 | | 1 | |
| | | F | | | | | | | | | | |
| MOTOR THEFT | 07 | M | | | | | | | | | | |
| | | F | | | | | | | | | | |
| OTHER ASSAULTS | 08 | M | | | 1 | | | 1 | | | 1 | |
| | | F | | | | | | | | | | |
| ARSON | 09 | M | | | | | | | | | | |
| | | F | | | | | | | | | | |
| FORGERY | 10 | M | | | | 1 | | 1 | 1 | | | |
| | | F | | | | | | | | | | |
| FRAUD | 11 | M | | | | | | | | | | |
| | | F | | | | | | | | | | |
| EMBEZZLEMENT | 12 | M | | | | | | | | | | |
| | | F | | | | | | | | | | |
| STOLEN PROPERTY | 13 | M | | | | | | | | | | |
| | | F | | | | | | | | | | |
| VANDALISM | 14 | M | | | | | | | | | | |
| | | F | | | | | | | | | | |
| WEAPONS | 15 | M | | | | | | | | | | |
| | | F | | | | | | | | | | |
| PROSTITUTION | 16 | M | | | | | | | | | | |
| | | F | | | | | | | | | | |
| SEX OFFENSES | 17 | M | | | | | | | | | | |
| | | F | | | | | | | | | | |
| DRUG/SALE/MANUFACTURE | 180 | M | | | | | | | | | | |
| | | F | | | | | | | | | | |
| NARCOTICS | a | M | | | | | | | | | | |
| | | F | | | | | | | | | | |
| MARIJUANA | b | M | | | | | | | | | | |
| | | F | | | | | | | | | | |
| SYNTHETIC NARCOTICS | c | M | | | | | | | | | | |
| | | F | | | | | | | | | | |
| OTHER NON-NARCOTICS | d | M | | | | | | | | | | |
| | | F | | | | | | | | | | |

AGE, SEX, AND RACE OF PERSON ARRESTED
UNDER 18 YEARS OF AGE

| OFFENSE | UCR | SEX | AGE | | | | | TOTAL UNDER 18 | RACE | | | | | |
|-------------------------|-----|-----|--------|-------|----------|----|----------|----------------|----------|-----------|----------|-----|-----------|--|
| | | | UND 10 | 10-12 | 13-14 | 15 | 16 | | 17 | WHT | BLK | IND | ASN | |
| DRUGS/POSSESSION | 185 | M | | | | | | | | | | | | |
| | | F | | | | | | | | | | | | |
| NARCOTICS | e | M | | | | | | | | | | | | |
| | | F | | | | | | | | | | | | |
| MARIJUANA | f | M | | | | | | | | | | | | |
| | | F | | | | | | | | | | | | |
| SYNTHETIC NARCOTICS | g | M | | | | | | | | | | | | |
| | | F | | | | | | | | | | | | |
| OTHER NON-NARCOTICS | h | M | | | | | | | | | | | | |
| | | F | | | | | | | | | | | | |
| GAMBLING | 19 | M | | | | | | | | | | | | |
| | | F | | | | | | | | | | | | |
| BOOKMAKING | a | M | | | | | | | | | | | | |
| | | F | | | | | | | | | | | | |
| NUMBERS | b | M | | | | | | | | | | | | |
| | | F | | | | | | | | | | | | |
| OTHER GAMBLING | c | M | | | | | | | | | | | | |
| | | F | | | | | | | | | | | | |
| FAMILY/CHILD | 20 | M | | | | | | | | | | | | |
| | | F | | | | | | | | | | | | |
| DRIVING INFLUENCE | 21 | M | | | | | | | | | | | | |
| | | F | | | | | | | | | | | | |
| LIQUOR LAWS | 22 | M | | | | | | 1 | | 1 | | | 1 | |
| | | F | | | | | | | | | | | | |
| DRUNKENNESS | 23 | M | | | | | | | | | | | | |
| | | F | | | | | | | | | | | | |
| DISORDERLY CONDUCT | 24 | M | | | | | | | | | | | | |
| | | F | | | | | | | | | | | | |
| VAGRANCY | 25 | M | | | | | | | | | | | | |
| | | F | | | | | | | | | | | | |
| ALL OTHER | 26 | M | | | | | 1 | 3 | 8 | 12 | 6 | | 7 | |
| | | F | | | | | | | 1 | 1 | | | | |
| CURFEW | 28 | M | | | | | | | | | | | | |
| | | F | | | | | | | | | | | | |
| RUN-AWAYS | 29 | M | | | | | | | | | | | | |
| | | F | | | | | | | | | | | | |
| TOTAL BY SEX | | M | | | 3 | | 2 | 4 | 8 | 17 | 8 | | 10 | |
| | | F | | | | | | | 1 | 1 | | | | |
| GRAND TOTAL | | | | | 3 | | 2 | 4 | 9 | 18 | 8 | | 10 | |

ARSON OFFENSES KNOWN TO LAW ENFORCEMENT

| 1 PROPERTY CLASSIFICATION | 2 Offenses Report/ Known (Include Unfounded and Attempts) | 3 Unfounded, i.e. False/Baseless Complaints | 4 Actual Offenses (Col. 2-Col. 3 (+ Attempts)) | 5 Total Cleared by Arrest or Except. Means (+Column 6) | 6 Number of Clearances Involving Only Persons Under 18 Yrs. of Age | 7 Normally Unused Structures | 8 Estd Value of Property Damage |
|--------------------------------|--|--|---|---|---|---------------------------------|------------------------------------|
| STRUCTURE | | | | | | | |
| A. SINGLE OCCUPANT RESIDENT | | | | | | | |
| B. OTHER RESIDENTIAL | | | | | | | |
| C. STORAGE | | | | | | | |
| D. INDUSTRIAL/MANUFACTURE | | | | | | | |
| E. OTHER COMMERCIAL | | | | | | | |
| F. COMMUNITY/PUBLIC | | | | | | | |
| G. ALL OTHER STRUCTURES | | | | | | | |
| TOTAL | | | | | | | \$ - |
| MOBILE | | | | | | | |
| H. MOTOR VEHICLES | | | | | | | |
| I. OTHER MOBILE PROPERTY | | | | | | | |
| TOTAL | | | | | | | \$ - |
| OTHER | | | | | | | |
| J. CROPS, TIMBER, FENCES, ETC. | | | | | | | |
| TOTAL | | | | | | | \$ - |
| GRAND TOTAL | | | | | | | \$ - |

LAW ENFORCEMENT OFFICERS KILLED OR ASSAULTED

| TYPE OF ACTIVITY | TOTAL ASSAULTS BY WEAPON | TYPE OF WEAPON | | | | TYPE OF ASSIGNMENT | | | | | | | POLICE CLEARED |
|-------------------------------|--------------------------|----------------|-----------------------|---------------------|------------------|--------------------|-----------------|--------|----------------|--------|---------------|--------|----------------|
| | | FIRE ARM | KNIFE OTHER CUT INSTR | OTHER DANGER WEAPON | HANDS FISTS FEET | TWO MAN VEH | ONE MAN VEHICLE | | SPECIAL ASSIGN | | OTHER ASSAULT | | |
| | | | | | | | ALONE | ASSIST | ALONE | ASSIST | ALONE | ASSIST | |
| A | B | C | D | E | F | G | H | I | J | K | L | M | |
| 1. RESPOND DISTURBANCE CALL | 2 | | | | 2 | 2 | | | | | | | 2 |
| 2. BURGLARY IN PROGRESS | | | | | | | | | | | | | |
| 3. ROBBERY IN PROGRESS | | | | | | | | | | | | | |
| 4. ATTEMPT OTHER ARREST | | | | | | | | | | | | | |
| 5. CIVIL DISORDER | | | | | | | | | | | | | |
| 6. HANDLE/TRANSORT PRISONER | | | | | | | | | | | | | |
| 7. INVESTIGATE SUS PERSON/CIR | | | | | | | | | | | | | |
| 8. AMBUSH - NO WARNING | | | | | | | | | | | | | |
| 9. MENTALLY DERANGED | | | | | | | | | | | | | |
| 10. TRAFFIC PURSUIT/STOPS | | | | | | | | | | | | | |
| 11. ALL OTHER | | | | | | | | | | | | | |
| 12. TOTAL (1-11) | 2 | | | | 2 | 2 | | | | | | | 2 |
| 13. NUMBER WITH INJURY | | | | | | | | | | | | | |
| 14. NUMBER WITHOUT INJURY | 2 | | | | 2 | | | | | | | | |
| 15. TIME OF ASSAULTS | 12 AM | 2 AM | 4 AM | 6 AM | 8 AM | 10 AM | NOON | 2 PM | 4 PM | 6 PM | 8 PM | 10 PM | UNK |
| | | | | | | | | | | 2 | | | |

THIS PAGE INTENTIONALLY LEFT BLANK

OFFENSES IN UNIFORM CRIME REPORTING⁸

The Uniform Crime Reporting (UCR) Program divides offenses into two groups, Part I and Part II crimes. Each month, participating law enforcement agencies submit information on the number of Part I offenses known to them; those offenses cleared by arrest or exceptional means; and the age, sex, and race of persons arrested for each of the offenses. Contributors provide only arrest data for Part II offenses.

The UCR Program collects data about Part I offenses in order to measure the level and scope of crime occurring throughout the Nation. The Program's founders chose these offenses because they are serious crimes, they occur with regularity in all areas of the country, and they are likely to be reported to police.

The Part I offenses are:

Criminal homicide – a.) Murder and non-negligent manslaughter: the willful (non-negligent) killing of one human being by another. Deaths caused by negligence, attempts to kill, assaults to kill, suicides, and accidental deaths are excluded. The Program classifies *justifiable homicides* separately and limits the definition to: (1) the killing of a felon by a law enforcement officer in the line of duty; or (2) the killing of a felon, during the commission of a felony, by a private citizen. b.) Manslaughter by negligence: the killing of another person through gross negligence. Deaths of persons due to their own negligence, accidental deaths not resulting from gross negligence, and traffic fatalities are not included in the category Manslaughter by Negligence.

Forcible rape – The carnal knowledge of a female forcibly and against her will. Rapes by force and attempts or assaults to rape, regardless of the age of the victim, are included. Statutory offenses (no force used – victim under age of consent) are excluded.

Robbery – The taking or attempting to take anything of value from the care, custody, or control of a person or persons by force or threat of force or violence and/or by putting the victim in fear.

Aggravated assault – An unlawful attack by one person upon another for the purpose of inflicting severe or aggravated bodily injury. This type of assault usually is accompanied by the use of a weapon or by means likely to produce death or great bodily harm. Simple assaults are excluded.

Burglary (breaking or entering) – The unlawful entry of a structure to commit a felony or a theft. Attempted forcible entry is included.

Larceny-theft (except motor vehicle theft) – The unlawful taking, carrying, leading, or riding away of property from the possession or constructive possession of another. Examples are thefts of bicycles, motor vehicle parts and accessories, shoplifting, pocket-picking, or the stealing of any property or article that is not taken by force and violence or by fraud. Attempted larcenies are included. Embezzlement, confidence games, forgery, check fraud, etc., are excluded.

Motor vehicle theft – The theft or attempted theft of a motor vehicle. A motor vehicle is self-propelled and runs on land surface and not on rails. Motorboats, construction equipment, airplanes, and farming equipment are specifically excluded from this category.

Arson – Any willful or malicious burning or attempt to burn, with or without intent to defraud, a dwelling house, public building, motor vehicle or aircraft, personal property of another, etc.

⁸*Crime in the United States, 2006*, http://www.fbi.gov/ucr/cius2006/about/offense_definitions.html

The Part II offenses are:

Other assaults (simple) – Assaults and attempted assaults which are not of an aggravated nature and do not result in serious injury to the victim. Stalking, intimidation, coercion, and hazing are included.

Forgery and counterfeiting – The altering, copying or imitating of something, without authority or right, with the intent to deceive or defraud by passing the copy or thing altered or imitated as that which is the original or genuine; or the selling, buying, or possession of an altered, copied, or imitated thing with the intent to deceive or defraud. Attempts are included.

Fraud – The intentional perversion of the truth for the purpose or including another person or other entity in reliance upon it to part with something of value or to surrender a legal right. Fraudulent conversion and obtaining money or property by false pretenses. Confidence games and bad checks, except forgeries and counterfeiting, are included.

Embezzlement – The unlawful misappropriation or misapplication by an offender to his/her own use or purpose of money, property, or some other thing of value entrusted to his/her care, custody, or control.

Stolen property; buying, receiving, possessing – Buying, receiving, possessing, selling, concealing, or transporting any property with the knowledge that it has been unlawfully taken, as by burglary, embezzlement, fraud, larceny, robbery, ect. Attempts are included.

Vandalism – To willfully or maliciously destroy, injure, disfigure, or deface any public or private property, real or personal, without the consent of the owner or person having custody or control by cutting, tearing, breaking, marking, painting, drawing, covering with filth, or any other such means as may be specified by local law. Attempts are included.

Weapons: carrying, possessing, etc. – The violation of laws or ordinances prohibiting the manufacture, sale purchase, transportation, possession, concealment, or use of firearms, cutting instruments, explosives, incendiary devices, or other deadly weapons. Attempts are included.

Prostitution and commercialized vice – The unlawful promotion of or participation in sexual activities for profit, including attempts. To solicit customers or transport persons for prostitution purposes; to own, manage, or operate a dwelling or other establishment for the purpose or providing a place where prostitution is performed; or to otherwise assist or promote prostitution.

Sex offenses (except forcible rape, prostitution, and commercialized vice) - Offenses against chastity, common decency, morals, and the like. Incest, indecent exposure, and statutory rape are included. Attempts are included.

Drug abuse violation – The violation of laws prohibiting the production, distribution, and/or use of certain controlled substances. The unlawful cultivation, manufacture, distribution, sale, purchase, use, possession, transportation, or importation of any controlled drug or narcotic substance. Arrests for violations of state and local laws, specifically those relating to the unlawful possession, sale, use, growing, manufacturing and making of narcotic drugs. The following drug categories are specified: opium or cocaine and their derivatives (morphine, heroin, codeine); marijuana; synthetic narcotics – manufactured narcotics that can cause true addiction (demerol, methadone); and dangerous non-narcotic drugs (barbiturates, benzedrine).

Gambling – To unlawfully bet or wager money or something else of value; assist, promote, or operate a game of chance for money or some other stake; possess or transmit wagering information; manufacture, sell, purchase, possess, or transport gambling equipment, devices, or goods; or tamper with the outcome of a sporting event or contest to gain a gambling advantage.

Offenses against family and children –

Unlawful nonviolent acts by a family member (or legal guardian) that threaten the physical, mental, or economic well-being or morals of another family member and are not classifiable as other offenses, such as Assault or Sex Offenses. Attempts are included.

Driving under the influence – Driving or operating a motor vehicle or common carrier while mentally or physically impaired as the result of consuming an alcoholic beverage or using a drug or narcotic.

Liquor laws – The violation of state or local laws or ordinances prohibiting the manufacture, sale, purchase, transportation, possession, or use of alcoholic beverages, not including driving under the influence and drunkenness. Federal violations are excluded.

Drunkenness – To drink alcoholic beverages to the extent that one's mental faculties and physical coordination are substantially impaired. Driving under the influence is excluded.

Disorderly conduct – Any behavior that tends to disturb the public peace or deco-

rum, scandalize the community, or shock the public sense of morality.

Vagrancy – The violation of a court order, regulation, ordinance, or law requiring the withdrawal of persons from the streets or other specified areas; prohibiting persons from remaining in an area or place in an idle or aimless manner; or prohibiting persons from going from place to place without visible means of support.

All other offenses – All violations of state or local laws not specifically identified as Part I or Part II offenses, except traffic violations.

Suspicion – Arrested for no specific offense and released without formal charges being placed.

Curfew and loitering laws (persons under age 18) – Violations by juveniles of local curfew or loitering ordinances.

Runaways (persons under age 18) – Limited to juveniles taken into protective custody under the provisions of local statutes.

Crime Reported in Alaska 2008 is an on-line publication of the Alaska Department of Public Safety's Division of Statewide Services. It is intended to inform Alaskans about the type and frequency of crime reported in Alaska during 2008.