

Crime In Alaska 1985



**DEPARTMENT
OF
PUBLIC SAFETY**

JUSTICE CENTER
University of Alaska
3211 Providence Dr.
Anchorage, Alaska 99508

1985
CRIME IN ALASKA

Uniform Crime Reporting
Department of Public Safety

TABLE OF CONTENTS

	<u>Page</u>
Acknowledgements.....	1
Uniform Crime Reporting Program Summary.....	2
Alaska Crime Clock 1985.....	3
Crime Analysis - Alaska and the United States.....	5
Crime and Population in Alaska.....	5
Law Enforcement Officers Killed or Assaulted.....	7
Law Enforcement Employees in Alaska.....	10
 Murder	
Summary.....	11
Trend (Graph).....	12
Monthly Rate (Graph).....	13
Murder/Relationship (Graph).....	14
Murder/Weapon (Graph).....	15
Victims by Age, Sex and Race (Table).....	16
Offenders by Age, Sex and Race (Table).....	17
 Rape	
Summary.....	18
Persons Arrested (Table).....	19
Trend (Graph).....	21
Monthly Rate (Graph).....	22
Type (Graph).....	23
 Robbery	
Summary.....	24
Persons Arrested (Table).....	25
Trend (Graph).....	27
Monthly Rate (Graph).....	28
Type of Weapon (Graph).....	29
Location (Graph).....	30
 Aggravated Assaults	
Summary.....	31
Persons Arrested (Table).....	32
Trend (Graph).....	34
Monthly Rate (Graph).....	35
Type of Weapon (Graph).....	36
 Burglary	
Summary.....	37
Persons Arrested (Table).....	38
Trend (Graph).....	40
Monthly Rate (Graph).....	41
Entry (Graph).....	42
Time and Location (Graph).....	43

	<u>Page</u>
Larceny	
Summary.....	44
Persons Arrested (Table).....	45
Trend (Graph).....	47
Monthly Rate (Graph).....	48
Nature of Larceny.....	49
MV Thefts	
Summary.....	50
Persons Arrested (Table).....	51
Trend (Graph).....	53
Monthly Rate (Graph).....	54
Percentage Distribution of Vehicle Thefts (Graph).....	55

Tables for Agencies Listed:

RETURN COUNT OF OFFENSES KNOWN TO THE POLICE:

PROPERTY BY TYPE AND VALUE:

PROPERTY STOLEN BY CLASS:

ARRESTS BY AGE, RACE, AND SEX:

Statewide Totals.....	56
Alaska State Troopers.....	66
Anchorage.....	75
Bethel.....	84
Bristol Bay.....	93
Cordova.....	102
Craig.....	111
Dillingham.....	120
Fairbanks.....	129
Haines.....	138
Homer.....	147
Juneau.....	156
Kenai.....	165
Ketchikan.....	174
Kodiak.....	183
Kotzebue.....	192
Nome.....	201
North Pole.....	210
North Slope Borough.....	219
Palmer.....	228
Petersburg.....	237
Seward.....	246
Sitka.....	255
Skagway.....	264
Soldotna.....	273
Wrangell.....	282

Appendix.....	291
---------------	-----

TABLES AND FIGURES

	<u>Page</u>
Figure IA - Population Growth	5
Figure IB - Total Part I Crimes.....	6
Figure IC - Total Crime Rate.....	6
Table I - Crime and Crime Rates for Alaska.....	4
Table II - Change in Part I Total Crime and..... Crime Index Rate 1985 vs 1984	4
Table III - 1985 Statewide Law Enforcement..... Officers Killed or Assaulted (Agency)	8
Table IV - 1985 Total Statewide Law Enforcement..... Officers Killed or Assaulted (Circumstance)	9
Table V - Number of Law Enforcement Employees in Alaska..	10

ACKNOWLEDGEMENTS

The 1985 Uniform Crime Report for the State of Alaska was compiled from data submitted to the Department of Public Safety from twenty-five law enforcement agencies within Alaska. The excellent cooperation offered the Department of Public Safety by the Chiefs of Police and agency heads is gratefully acknowledged.

Special appreciation is extended to the Federal Bureau of Investigation, Uniform Crime Reporting Section for the assistance provided to the Alaska program.

UNIFORM CRIME REPORTING PROGRAM SUMMARY

The major source of data used to measure the trend and distribution of crime in Alaska is the Uniform Crime Reporting (UCR) Program. Under this program, monthly crime report data is collected from local law enforcement agencies statewide for the purpose of measuring the level of criminal activity within the state. Seven offense categories, selected because of their seriousness and frequency, have been defined as crime index offenses. The offenses of murder, forcible rape, robbery and aggravated assault comprise the violent crimes. The offenses of burglary, larceny/theft, and motor vehicle theft comprise the property crimes.

The UCR Program was established in 1930 by the International Association of Chiefs of Police (IACP) when the need was recognized for crime statistics through which they could gain a basic understanding of the nature and scope of the nation's crime problem. The FBI took over the responsibility of receiving, tabulating and publishing the crime statistics which are voluntarily submitted by police agencies.

The UCR statistics represent the basis for public awareness of crime and are the major source for a statistical understanding of the local and national crime problem.

The statistics are issued annually during the month of August by the FBI in the publication, Crime in the United States.

The Department of Public Safety was delegated the responsibility for the Alaska Uniform Crime statistical program effective June 1, 1982.

ALASKA CRIME CLOCK 1985



one
CRIME INDEX
OFFENSE
every 17 min. 35 sec.
(Nationwide every 3
seconds)

one
VIOLENT CRIME
every 2 min. 56 sec.
(Nationwide every 24
seconds)

one
PROPERTY CRIME
every 19 min. 31 sec.
(Nationwide every 3
seconds)

one
MURDER
every 7 days
(Nationwide 28 min.)

one
FORCIBLE RAPE
every 22 hours 4 min.
(Nationwide 6 min.)

one
ROBBERY
every 18 hours 12 min.
(Nationwide 63 second)

one
AGGRAVATED ASSAULT
every 4 hours 16 min.
(Nationwide 44 seconds)

one
BURGLARY
every 1 hour 26 min.
(Nationwide 10 seconds)

one
LARCENY - THEFT
every 29 min. 38 sec.
(Nationwide 5 seconds)

one
MOTOR VEHICLE THEFT
every 2 hours 50 min.
(Nationwide 29 seconds)

The crime clock should be viewed with care. Being the most aggregate representation of UCR data, it is designed to convey the annual reported crime experience by showing the relative frequency of occurrence of the Index Offenses. This mode of display should not be taken to imply a regularity in the commission of the Part I Offenses; rather, it represents the annual ratio of crime to fixed time intervals.

TABLE I
TOTAL PART I
CRIMES AND RATES FOR ALASKA
1981 THRU 1985

	POPULATION	TOTAL OFFENSES	VIOLENT CRIMES	PROPERTY CRIMES	CRIMINAL HOMICIDE	FORCIBLE RAPE	ROBBERY	AGGRAVATED ASSAULT	BURGLARY	LARCENY/ THEFT	MOTOR VEHICLE THEFT
1981 :	419,593	26,821	2,510	24,311	60	419	467	1,564	5,410	16,079	2,822
RATE PER :	100,000	6,401	599	5,802	14.3	*205.6	111.4	373.2	1,291.1	3,837.5	673.5
1982 :	460,800	26,534	2,648	23,886	81	367	574	1,626	5,094	16,248	2,544
RATE PER :	100,000	5,758	575	5,179	17.6	*170.3	124.6	352.9	1,105.4	3,526	522.1
1983 :	510,554	28,214	2,891	25,323	65	479	456	1,891	5,611	16,656	3,056
RATE PER :	100,000	5,527	567	4,960	12.7	*207.4	89.3	371.4	1,099.1	3,262.7	598.6
1984 :	523,048	29,157	2,963	26,194	54	437	538	1,934	6,065	17,090	3,039
RATE PER :	100,000	5,575	567	5,008	10.3	*179.3	102.9	369.8	1,159.7	3,267.7	581.1
1985 :	535,000	29,887	2,974	26,913	52	396	480	2,046	6,102	17,728	3,083
RATE PER :	100,000	5,586	556	5,030	9.7	*157.3	89.7	382.4	1,140.5	3,313.6	576.2

TABLE II
CHANGE IN PART I
TOTAL CRIMES AND CRIME INDEX RATE
1985 vs 1984

PERCENT CHANGE 1985/1984	POPULATION	TOTAL OFFENSES	VIOLENT CRIMES	PROPERTY CRIMES	CRIMINAL HOMICIDE	FORCIBLE RAPE	ROBBERY	AGGRAVATED ASSAULT	BURGLARY	LARCENY/ THEFT	MOTOR VEHICLE THEFT
TOTAL NUMBER RATE PER :	+2.2%	+2.5%	+0.3%	+2.7%	-3.8%	-9.4%	-11.0%	+5.8%	+0.6%	+3.7%	+1.4%
INDEX RATE RATE PER :		+0.2%	-1.9%	+0.4%	-5.8%	*-12.2%	-12.8%	+3.4%	-1.6%	+1.4%	-0.8%

NEG. MANSLAUGHTER AND SIMPLE ASSAULTS ARE NOT INCLUDED IN THE UCR CRIME INDEX.

*PREVIOUSLY THIS RATE WAS BASED ON TOTAL POPULATION. THIS HAS BEEN ADJUSTED TO REFLECT FEMALE POPULATION.

CRIME ANALYSIS - Alaska and the United States

The total 1985 Crime Index offenses showed an increase for Alaska of 2.5% over 1984. Nationally, there was an increase of 5%. Violent crime - murders, forcible rape, robbery and aggravated assault - increased slightly by .3% while increasing 4% on the national level. Notably, Alaska experienced a decrease in robberies, 11%, and forcible rapes, 9.4%, compared to 1984. Conversely, aggravated assaults were up by 5.8% and larcenies increased by 3.7%. For Alaska, the total property crime offenses - burglary, larceny/theft and motor-vehicle theft - increased by 2.7% while nationwide property crime increased by 5%.

CRIME AND POPULATION IN ALASKA

The basic measurements used for crime statistics are the number of Part I crimes per population base. This crime index rate is the number of incidents or crimes per 100,000 inhabitants. Table I is a comparison of the total Part I crimes and rates for Alaska for the period 1981 through 1985. Table II shows the percentage of changes between 1984 and 1985 in the number of Part I crimes and in the crime index rate. Figure I is a graphical representation of the population growth, total Part I crimes and the total crime rate for Alaska for the 1981 through 1985 time period.

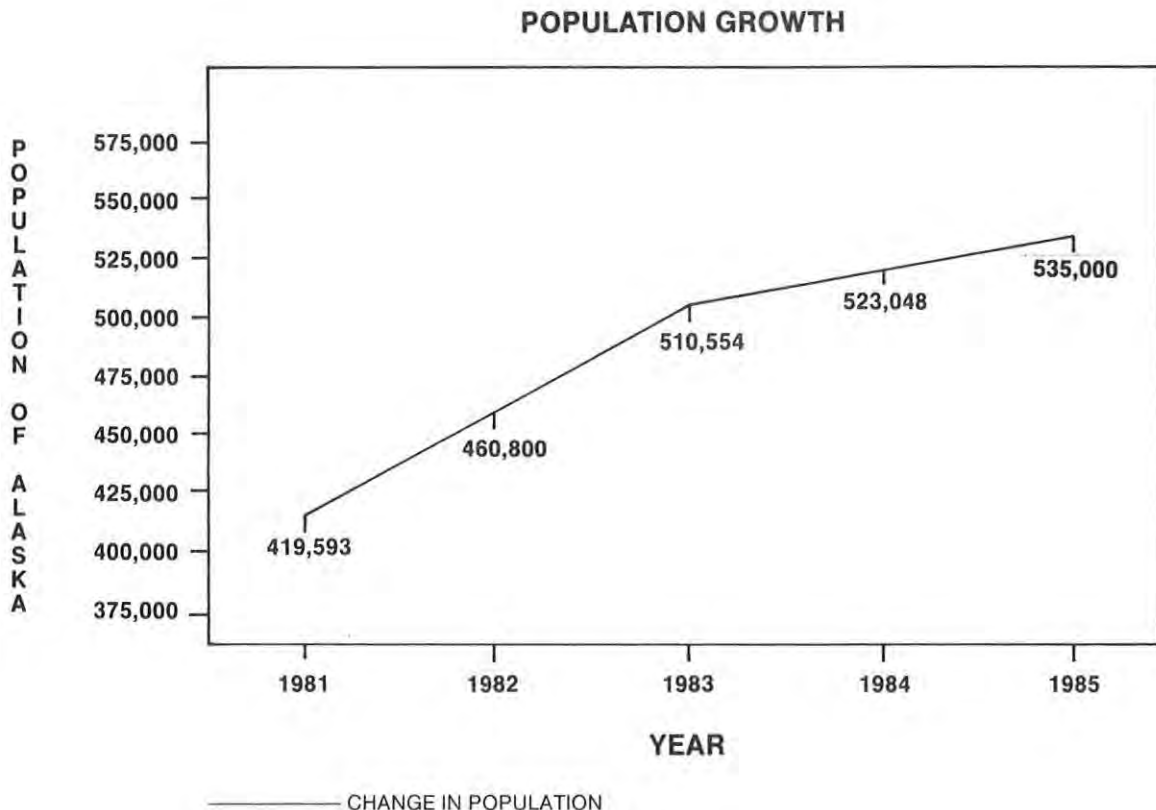


FIGURE 1A

TOTAL PART I CRIMES

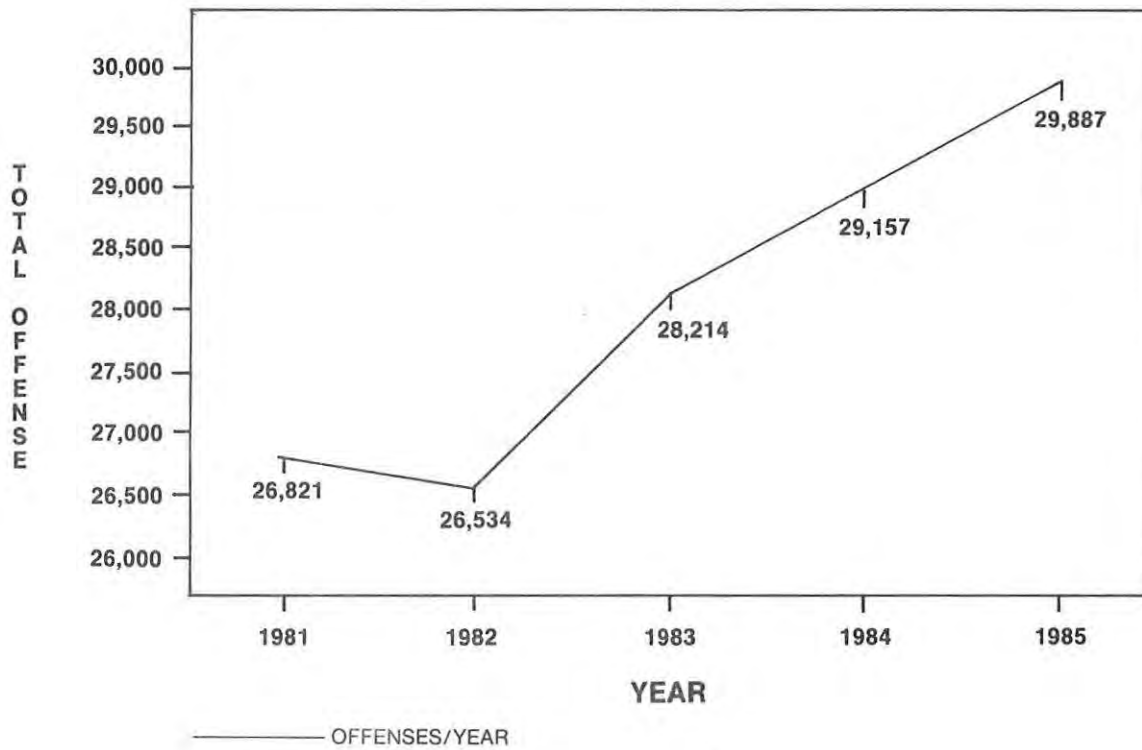


FIGURE 1B

TOTAL CRIME RATE

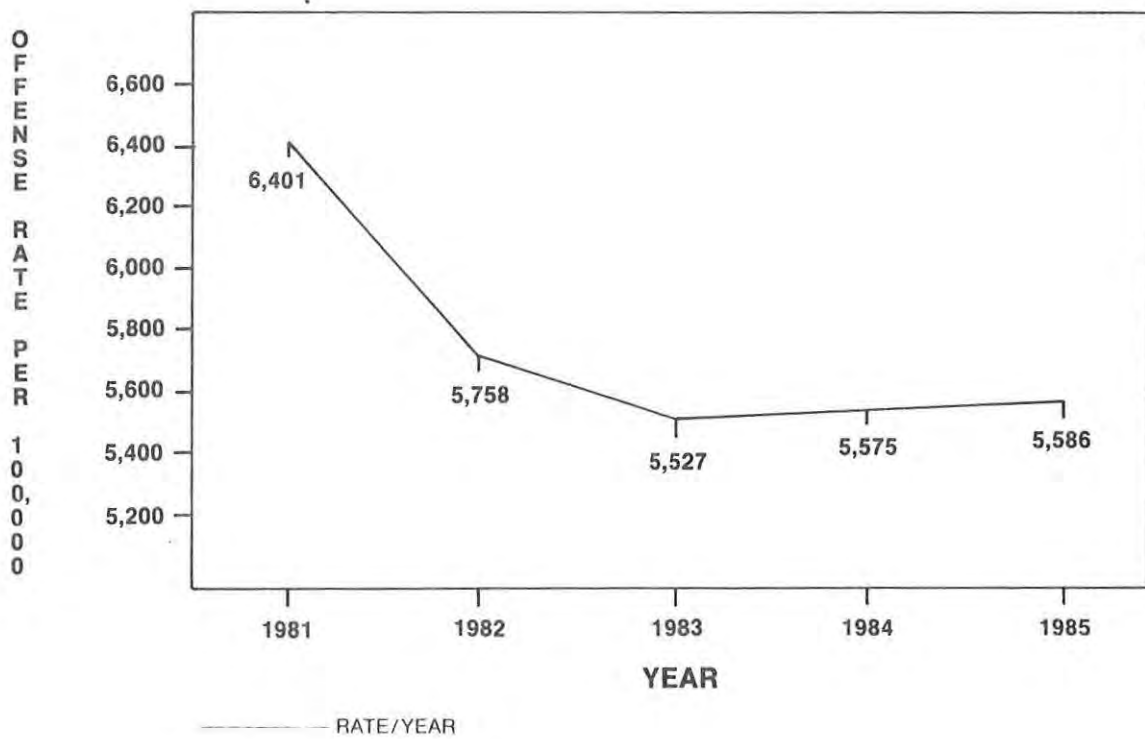


FIGURE 1C

LAW ENFORCEMENT OFFICERS KILLED OR ASSAULTED

ALASKA

No Alaska law enforcement officer was killed in 1985. This is the first year that an Alaskan police officer has not been killed since 1981. During 1985, 202 police officers were assaulted. This is slightly lower than 1984 when 204 officers were assaulted. Of the officers assaulted in 1985, 56 (28%) sustained personal injury, primarily from hands, fists or feet of the assailant. Most assaults occurred to officers assigned to one-man vehicles, who were either alone or assisting other officers. Seventy-one percent of police assailants were cleared by arrest.

TABLE III
1985 STATEWIDE
LAW ENFORCEMENT OFFICERS KILLED OR ASSAULTED

AGENCY	NUMBER OFFICERS KILLED		NUMBER OF OFFICER ASSAULTS
	BY FELONIOUS ACTS	BY ACCIDENT OR NEGLIG. ACTS	
Anchorage Police	0	0	85
Alaska State Troopers	0	0	36
Fairbanks Police	0	0	11
Juneau Police	0	0	9
Ketchikan Police	0	0	2
Kodiak Police	0	0	2
Nome Police	0	0	3
Petersburg Police	0	0	1
Seward Police	0	0	1
Sitka Police	0	0	0
Skagway Police	0	0	0
Wrangell Police	0	0	0
Bethel Police	0	0	5
Cordova Police	0	0	0
Kotzebue Police	0	0	4
Palmer Police	0	0	13
North Slope Borough	0	0	16
Soldotna Police	0	0	1
Haines Police	0	0	1
Homer Police	0	0	1
Kenai Police	0	0	2
Dillingham Police	0	0	5
North Pole Police	0	0	0
Craig Police	0	0	4
Bristol Bay Police	0	0	0
TOTAL	0	0	202

TABLE IV
LAW ENFORCEMENT OFFICERS KILLED OR ASSAULTED

ALASKA - 1985

OFFICERS KILLED	
Number of your law enforcement officers killed in the line of duty this year.	By felonious act <u>0</u>
	By accident or negligence <u>0</u>

Officers Assaulted (Do not include officers killed)													
Type of Activity	Total As- saults by Weapon A	Type of Weapon				Type of Assignment							
		Fire- arm B	Knife or Other Cut- ting In- stru- ment C	Other Dan- gerous Weapon D	Hands, Fists, Feet, etc. E	Two- Man Ve- hicle F	One-Man Vehicle		Detective or Special Assignment		Other		Police As- saults Cleared M
							Alone G	As- sis- ted H	Alone I	As- sis- ted J	Alone K	As- sis- ted L	
1. Responding to "Dis- turbance" calls family quarrels, man with gun, etc.)	86	3	2	4	79	14	27	39	1	1	3	3	68
2. Burglaries in pro- gress or pursuing burglary suspects...	3	1	1		1	2		1					3
3. Robberies in progress or pursuing robbery suspects.....	4	4						4					3
4. Attempting other arrests	26	1		1	24	1	13	5	1		1	5	19
5. Civil disorder (riot, mass disobedience)...	1				1		1						
6. Handling, trans- porting custody of prisoners.....	25				25	4	3	10			2	6	15
7. Investigating sus- picious persons or circumstances	7	2			5	2	2	1	2				4
8. Ambush - no warning..	1		1				1						
9. Mentally deranged....	1				1			1					1
10. Traffic pursuits and stops.....	21	1		3	17	3	13	5					10
11. All other.....	25	1		1	23	3	9	8			4	1	20
12. TOTAL (1-11)	202	13	4	9	176	29	69	74	4	1	10	15	143
13. Number with personal injury.....	56		1	2	53								
14. Number without personal injury.....	146	13	3	7	123								
15. Time of assaults...	AM 35	44	20	6	4	3							
	PM 1	4	12	16	20	37							
	12:01	2:00	4:00	6:00	8:00	10:00	12:00						

TABLE V

NUMBER OF LAW ENFORCEMENT EMPLOYEES IN ALASKA
AS OF OCTOBER 31, 1985

CITY	LAW ENFORCEMENT OFFICERS	CIVILIAN EMPLOYEES	TOTAL
Alaska State Troopers/FWP	390	180	570
Anchorage	288	111	399
Bethel	12	7	19
Bristol Bay	3	8	11
Cordova	8	4	12
Craig	3	4	7
Dillingham	7	6	13
Fairbanks	45	17	62
Haines	5	5	10
Homer	11	6	17
Juneau	22	21	43
Kenai	15	7	22
Ketchikan	32	0	32
Klawock	3	1	4
Kodiak	14	17	31
Kotzebue	12	16	28
Nome	8	6	14
North Pole	6	4	10
North Slope Borough	32	20	52
Palmer	11	11	22
Petersburg	7	4	11
Seldovia	2	0	2
Seward	9	11	20
Sitka	17	10	27
Skagway	3	0	3
Soldotna	10	1	11
Unalaska	8	5	13
Wrangell	6	1	7
TOTAL	989	483	1,472
TOTAL MALE	927	119	1,046
TOTAL FEMALE	62	364	426

MURDER

MURDER

TREND

	NUMBER OF OFFENSES	% CHANGE	RATE PER 100,000 % CHANGE
1981	60		
1982	81	+35	+23
1983	65	-19	-27
1984	54	-17	-19
1985	52	-4	-5

Murder and non-negligent manslaughter, as defined in the Uniform Crime Program, is the willful (non-negligent) killing of one human being by another.

1985 SUMMARY

A total of 52 murders occurred in 1985. The number of murders decreased 3.8% compared to 1984.

Murders accounted for 2% of all violent crimes and .17% of the total crime index. The murder rate in Alaska was 9.7 per 100,000 population.

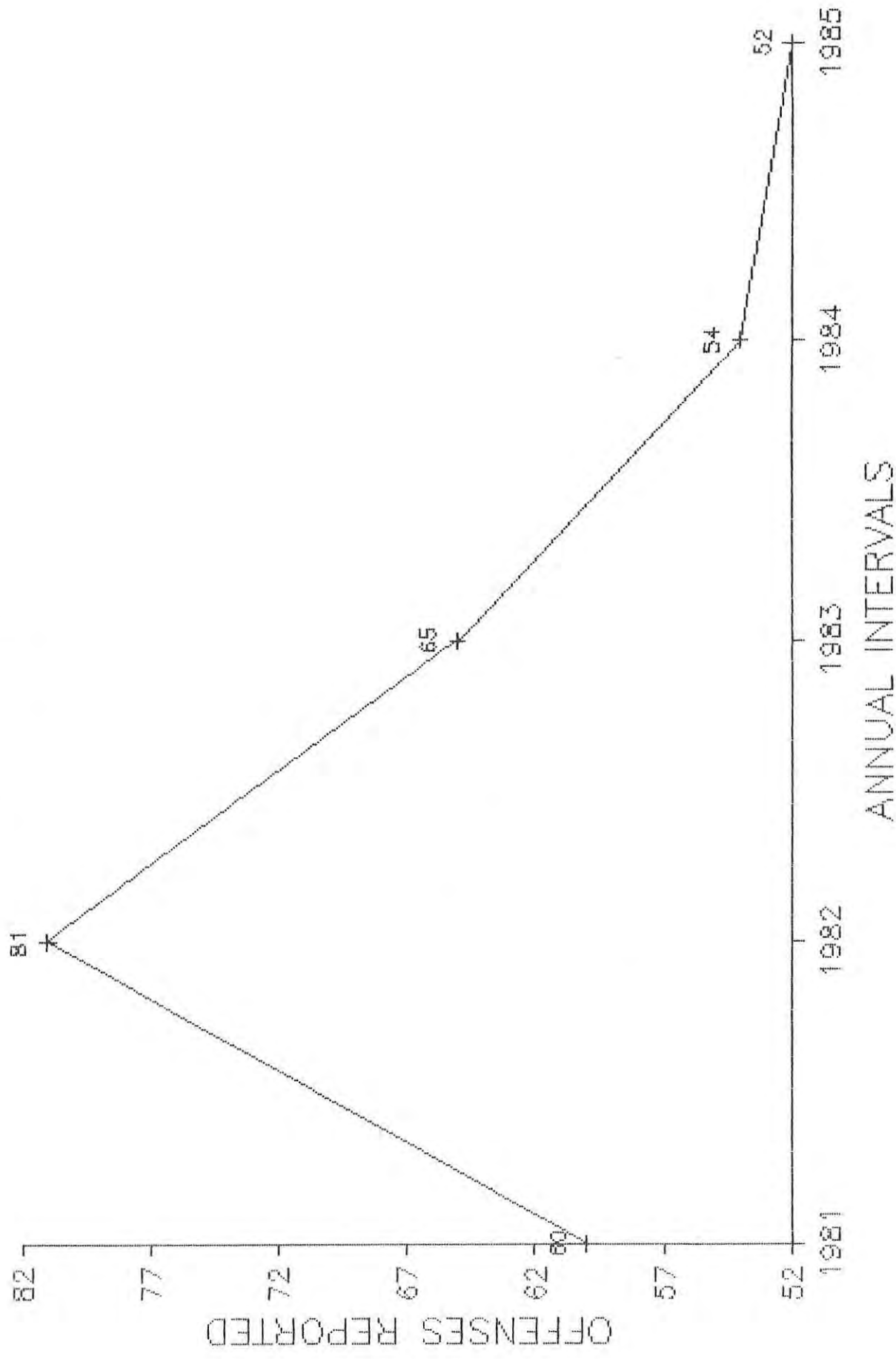
The age group 20-24 had the largest number of offenders with 24.3%. Males made up 91.8% of the murder offenders.

Firearms were used in 75% of the murders, cutting instruments 7%, blunt objects 2%, hands and feet 4%, fire 1%, and other weapons 8%.

Victims in the age group 25-29 comprised 23% of those killed. White males in this age group were the most frequent victims. Relationships of murder victims to offenders within the family accounted for 21%, outside the family but known to victim 35%, strangers 6% and unknown relationships 37%.

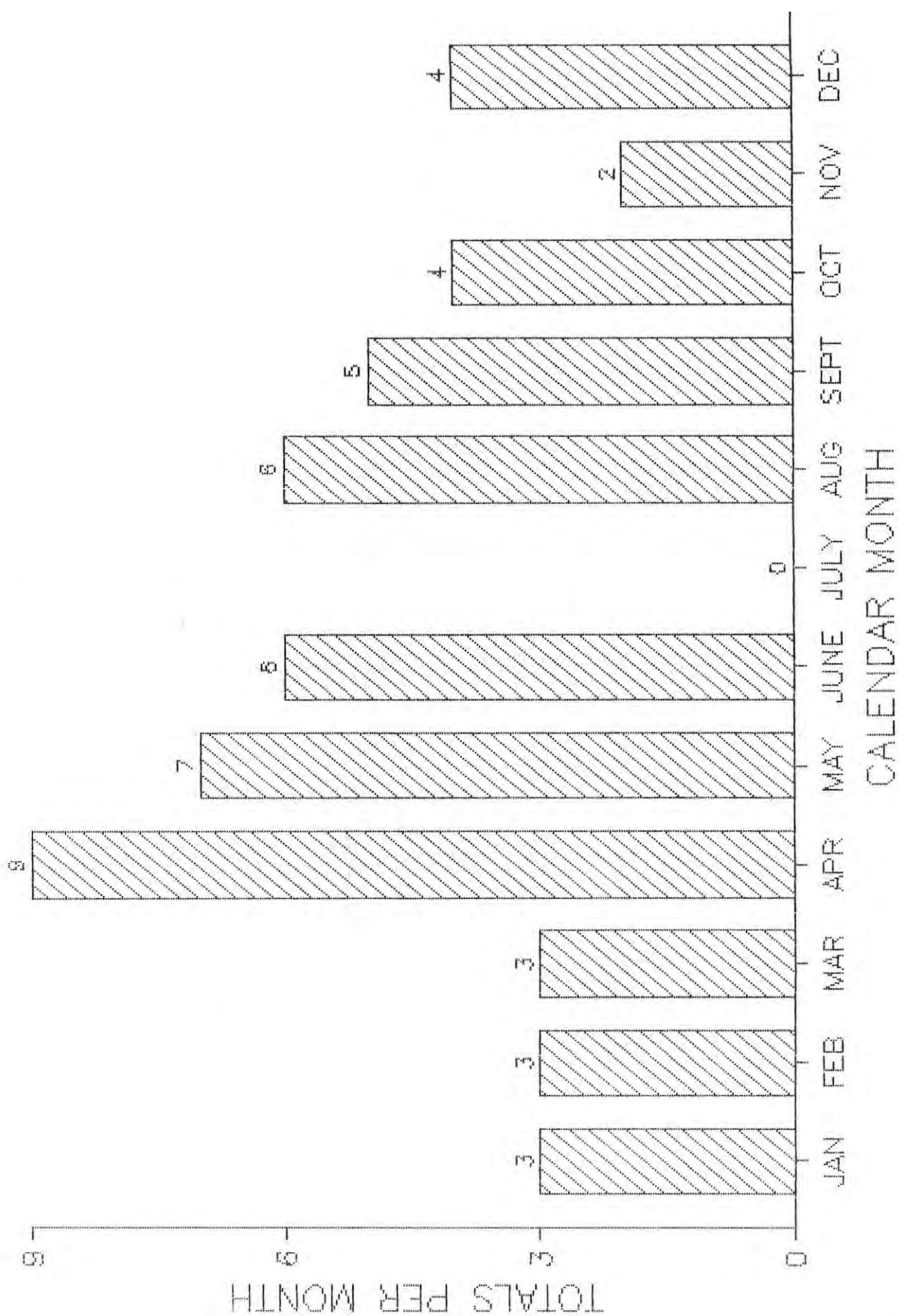
April had the most murders with nine, and no murders were reported in July.

MURDER TREND 1981 THROUGH 1985



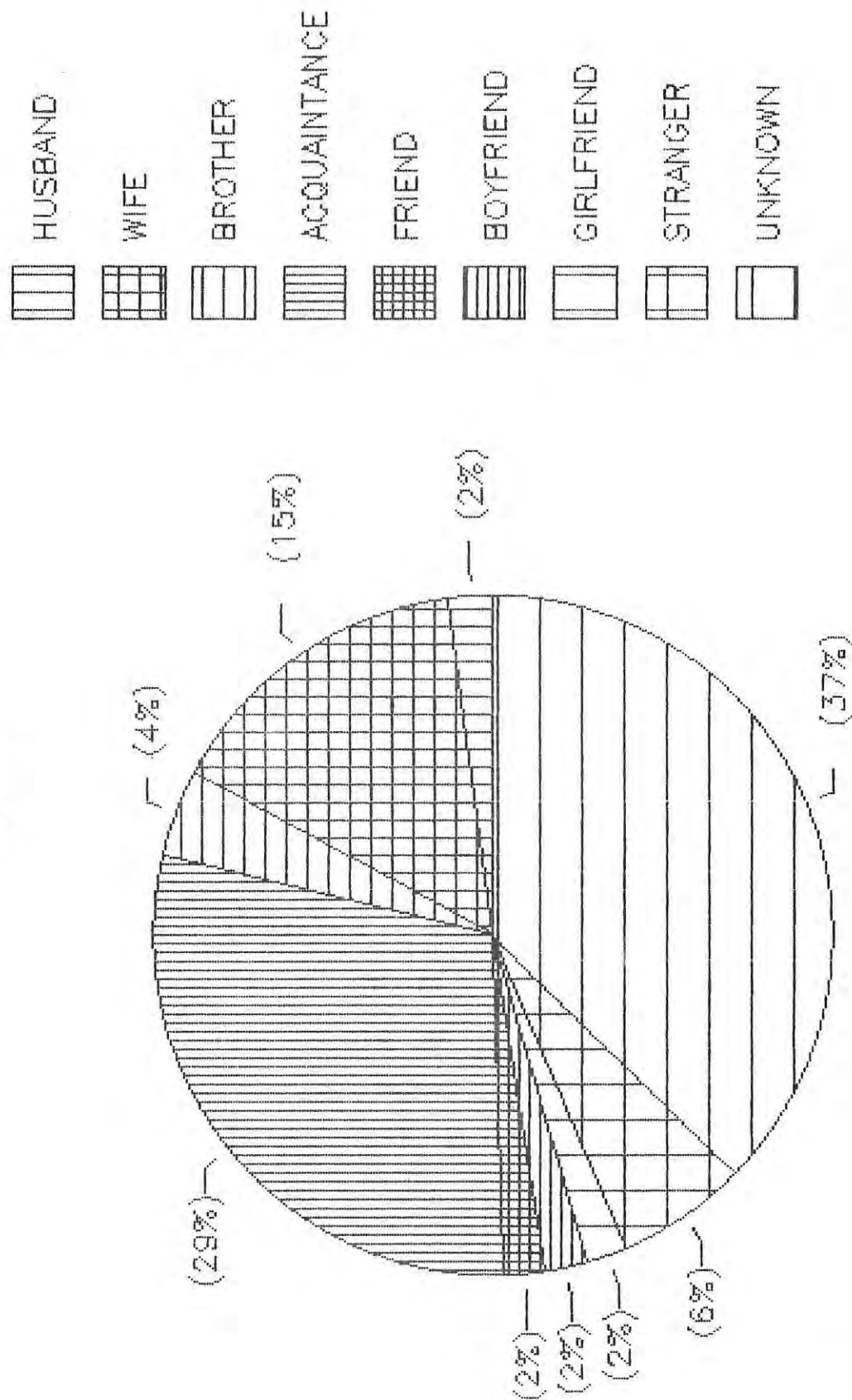
MURDER BY MONTH

1985



MURDER - BY RELATIONSHIP

1985

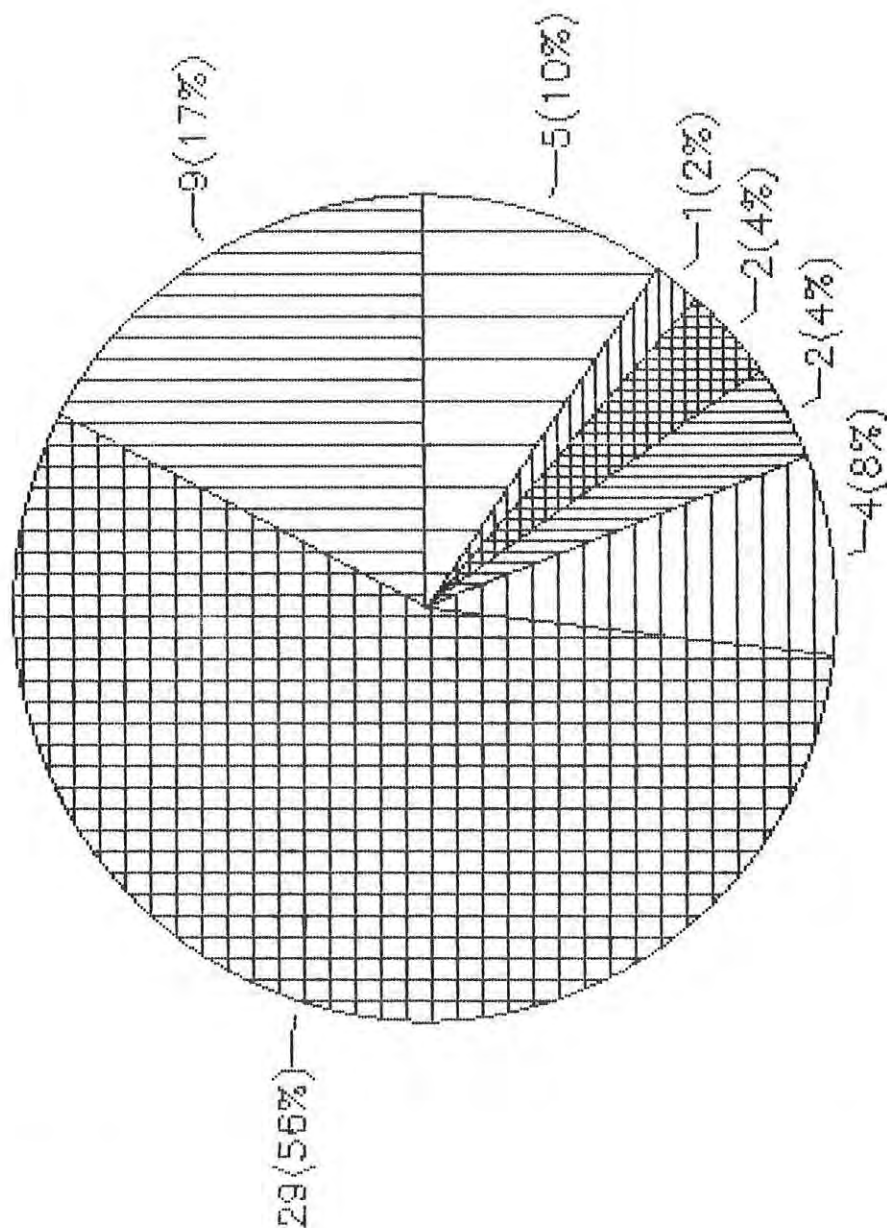
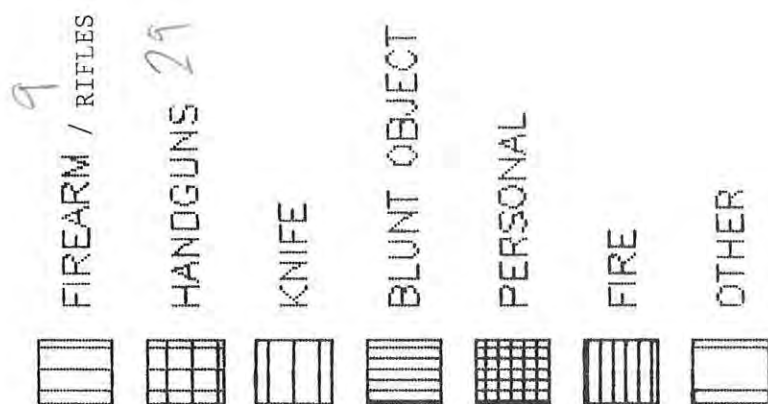


BREAKDOWN

RELATIONSHIP

MURDER - CIRCUMSTANCE BY WEAPON

1985



WEAPON BREAKDOWN

ANALYSIS OF MURDER BY WEAPON

MURDER VICTIMS BY AGE, SEX AND RACE

91

Age Group	Number	Percent Distribution	Sex		Race			
			Male	Female	White	Black	Indian/ Eskimo	Asian
0-9	2	3.8	1	1	1		1	
10-19	1	1.9	1				1	
20-24	2	3.8	1	1	1	1		
25-29	12	23.0	7	5	7		4	1
30-34	8	15.9	4	4	5	1	1	1
35-39	5	9.6	5		4		1	
40-44	6	11.5	4	2	2		4	
45-49	6	11.5	4	2	2	1	3	
50-54	1	1.9	1		1			
55-59	3	5.7	3		3			
60-64	1	1.9	1				1	
65-69	3	5.7	1	2	2		1	
70-80	2	3.8		2	2			
	52	100.0	33	19	30	3	17	2

MURDER OFFENDERS BY AGE, SEX AND RACE

Age Group	Number	Percent Distribution	Sex		Race			
			Male	Female	White	Black	Indian/ Eskimo	Asian
10-19	3	8.1	2	1	2	1		
20-24	9	24.3	9		5	1	3	
25-29	8	21.6	7	1	2	1	4	1
30-34	2	5.4	1	1	1		1	
35-39	6	16.2	6		2		4	
40-44	1	2.7	1				1	
45-49	5	13.6	4	1	2		2	1
50-59	2	5.4	2			1	1	
60-69	1	2.7	1		1			
	37	100.0	33	4	15	4	16	2

RAPE

TREND

	NUMBER OF OFFENSES	% CHANGE	RATE PER 100,000 % CHANGE
1981	419		
1982	367	-12%	-20.4%
1983	479	+31%	+17.8%
1984	437	-9%	-10.9%
1985	396	-9%	-11.4%

Forcible rape, as defined in Uniform Crime Reporting, is the carnal knowledge of a female forcibly and against her will.

1985 SUMMARY

A total of 396 rapes were reported in 1985. This is a 9% decrease over the previous year.

Rapes accounted for 13% of all violent crimes and 1.3% of the total crime index. The number of rapes committed per 100,000 was 157 statewide.

Eighty-six% of the rapes were by force and 14% of the rapes reported were attempts to rape.

The age group of 30-34 accounted for the highest percentage of persons arrested for forcible rape with 23 percent.

The month showing the most frequent rapes was August with 56, and November had the lowest number with 20.

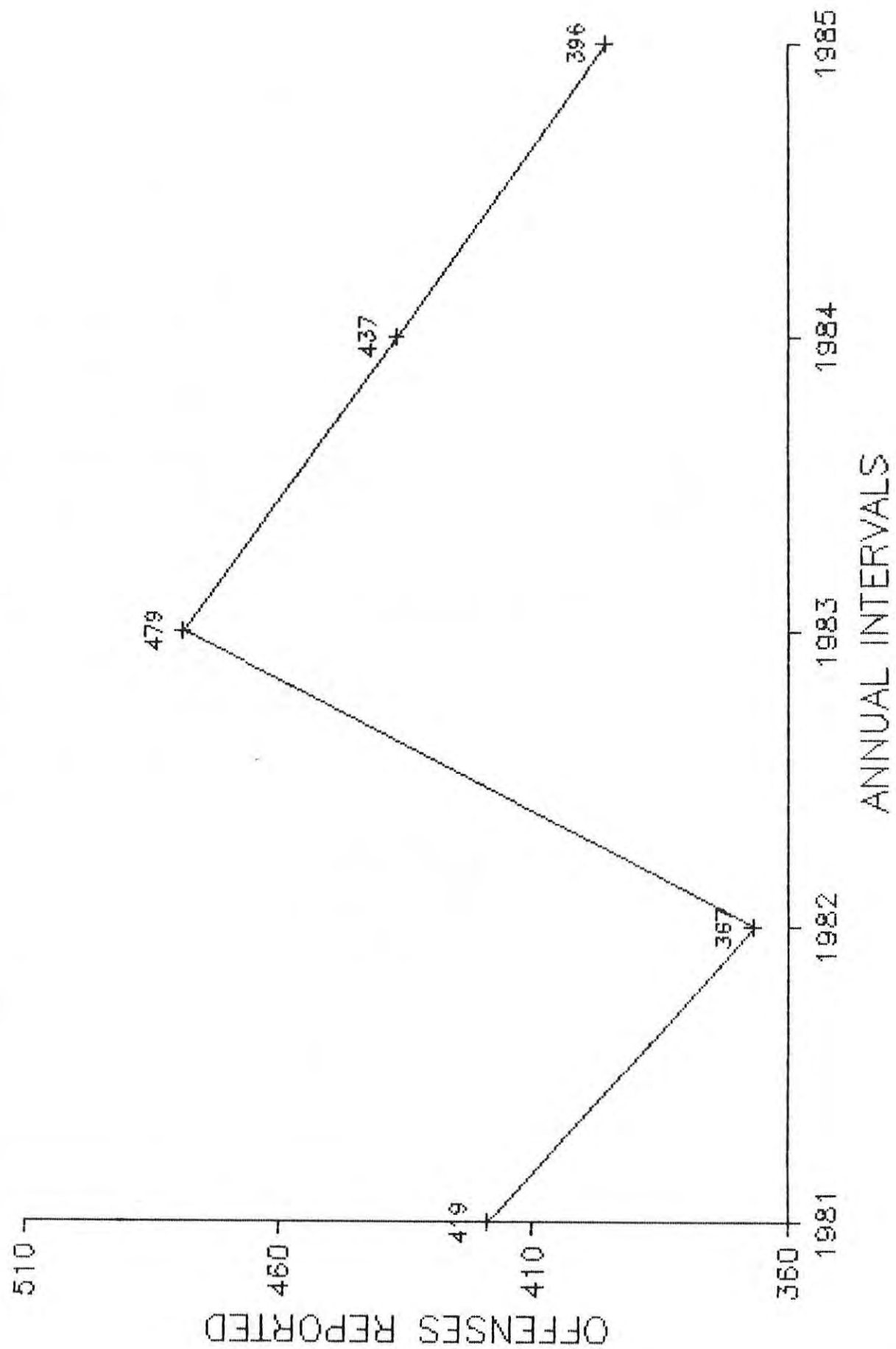
FORCIBLE RAPE ARRESTS
AGE, SEX, RACE

<u>Age Group</u>		<u>Number Arrested</u>
12 and under	M	0
	F	0
13-14	M	1
	F	0
15	M	0
	F	0
16	M	7
	F	0
17	M	1
	F	0
18	M	2
	F	0
19	M	3
	F	0
20	M	5
	F	0
21	M	3
	F	0
22	M	4
	F	0
23	M	5
	F	0
24	M	5
	F	0
25-29	M	15
	F	0
30-34	M	17
	F	0
35-39	M	11
	F	0
40-44	M	2
	F	0

FORCIBLE RAPE ARRESTS (cont.)

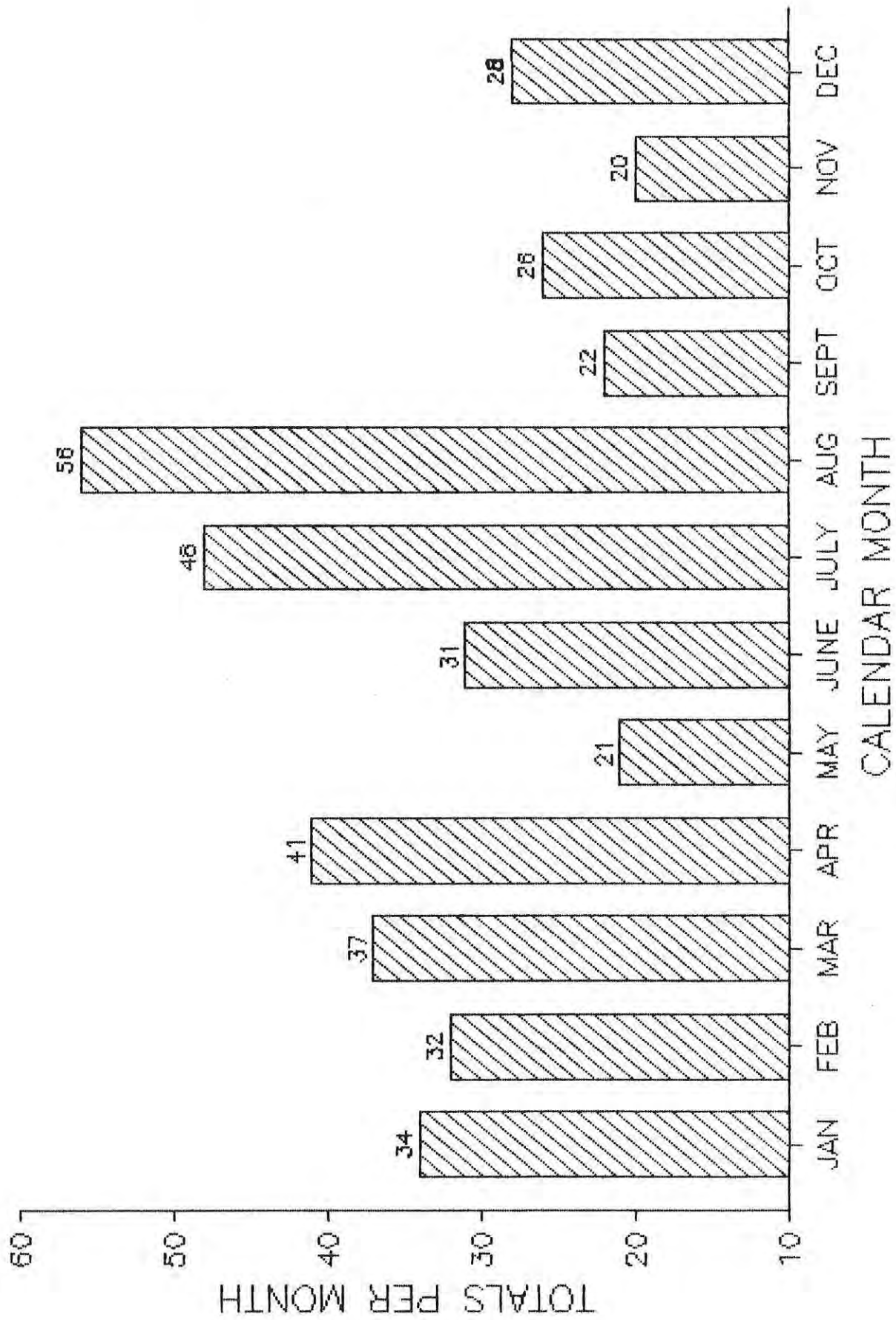
45-49	M	0
	F	0
50-54	M	0
	F	0
55-59	M	1
	F	0
60-64	M	0
	F	0
65 and over	M	0
	F	0
total	M	82
	F	0
White		23
Black		5
Native		54
Other		0

RAPE TREND 1981 THROUGH 1985

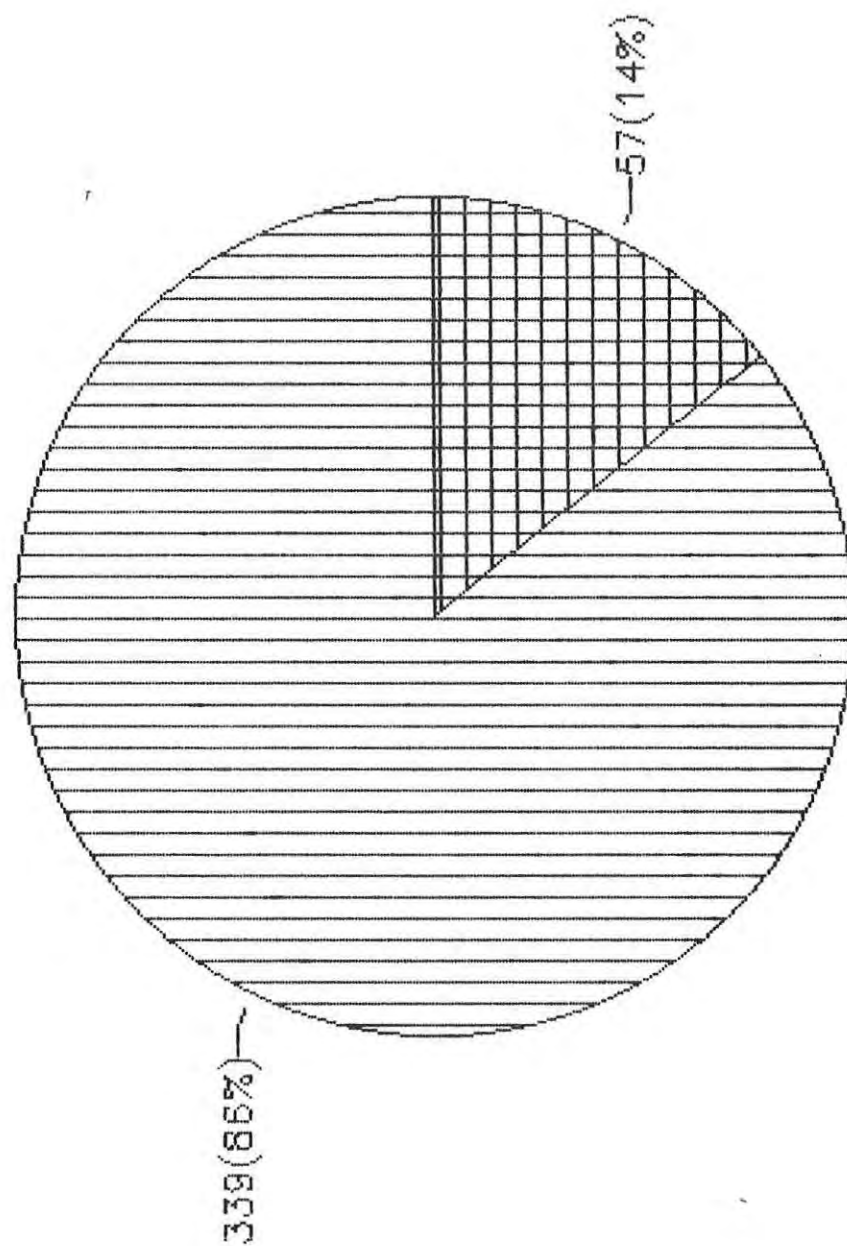
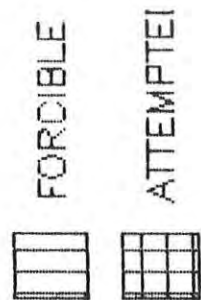


RAPE BY MONTH

1985



ATTEMPT VS FORCIBLE RAPES 1985



BREAKDOWN

RAPE BY TYPE

ROBBERY

TREND

	NUMBER OF OFFENSES	% CHANGE	RATE PER 100,000 % CHANGE
1981	467		
1982	574	+23%	+11.8%
1983	456	-21%	-28.3%
1984	538	+18%	+15.2%
1985	480	-11%	-12.8%

Robbery is the taking or attempting to take anything of value from the care, custody, or control of a person or persons by force or violence and/or by putting the victim in fear.

1985 SUMMARY

In 1985, 480 robberies took place in Alaska. During this year, robberies decreased 11% compared to 1984.

Robberies accounted for 16% of all violent crimes and 1.6% of the total crime index. The robbery rate in 1985 was 89.7 per 100,000.

The age group 25-29 accounted for 23 percent of persons arrested for robbery. Males represented 92 percent of the total arrests made for this crime.

Firearms were used in in 46% of all robberies, cutting instruments in 10%, other weapons 7%, hands and feet in 37%.

Other than miscellaneous locations, the greatest number of robberies occurred at chain stores, accounting for 20% of the total.

Most robberies occurred in January with the least occurring in December.

ROBBERY ARRESTS - 1985

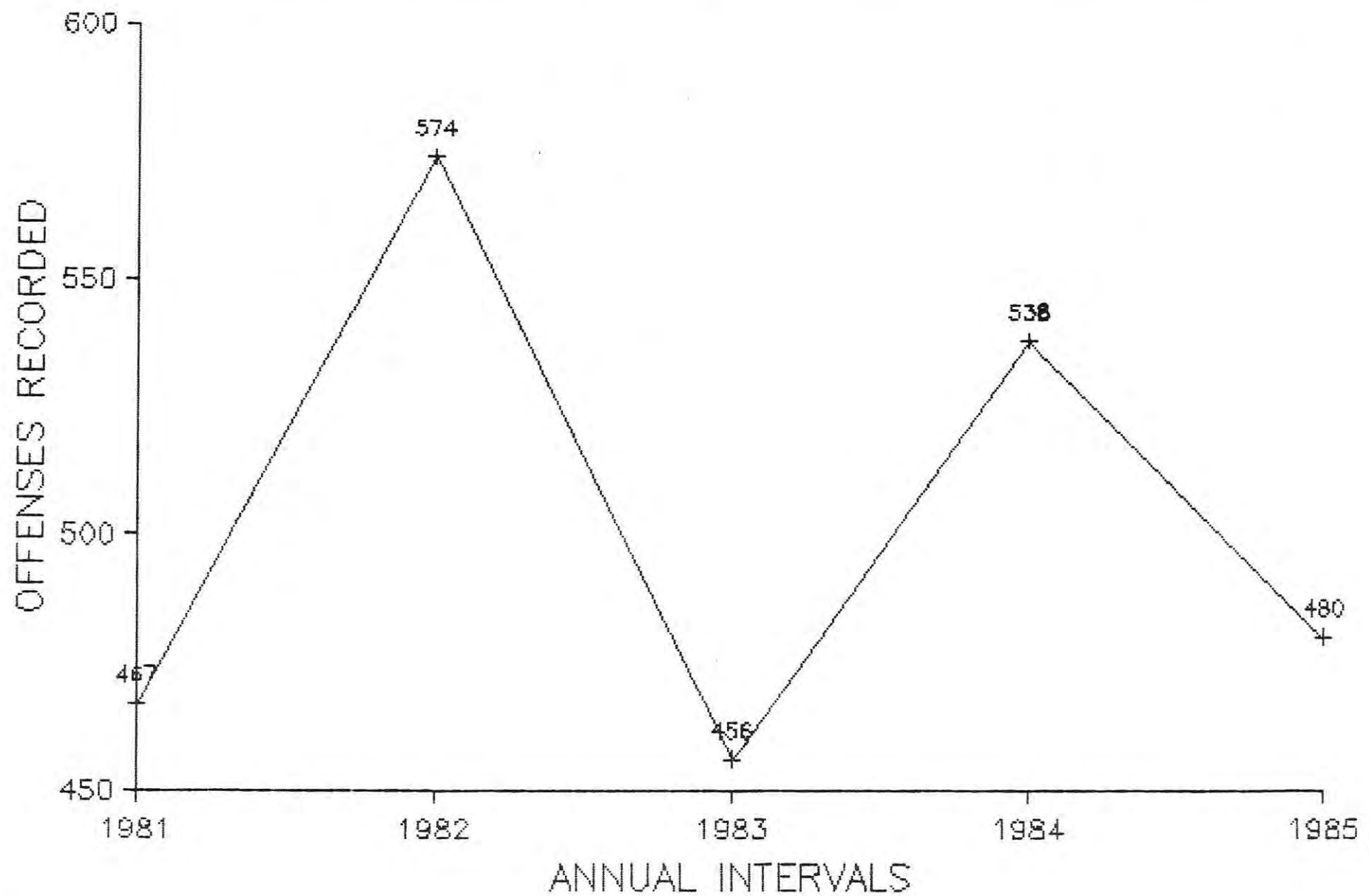
<u>Age Group</u>		<u>No. Arrested</u>
12 and under	M	0
	F	0
13-14	M	1
	F	0
15	M	2
	F	0
16	M	3
	F	0
17	M	5
	F	0
18	M	2
	F	1
19	M	3
	F	0
20	M	7
	F	0
21	M	10
	F	0
22	M	9
	F	1
23	M	7
	F	3
24	M	2
	F	0
25-29	M	19
	F	2
30-34	M	8
	F	0
35-39	M	5
	F	0
40-44	M	2
	F	0

ROBBERY ARRESTS - 1985 (cont.)

45-49	M	0
	F	0
50-54	M	1
	F	0
55-59	M	0
	F	0
60-64	M	0
	F	0
65 and over	M	0
	F	0
total	M	86
	F	7
White		60
Black		22
Native		10
Other		1

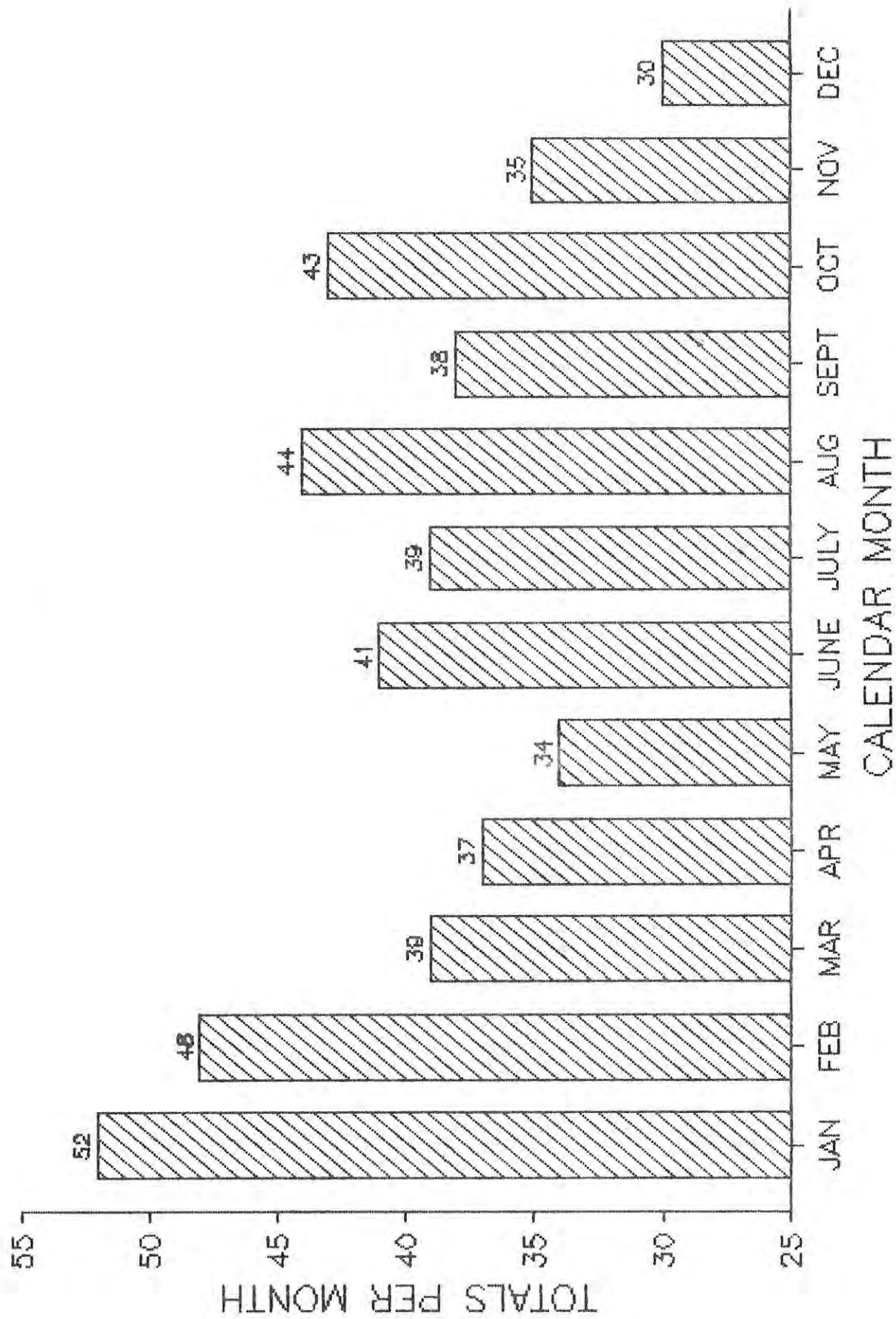
26.3

ROBBERY TREND 1981 THROUGH 1985



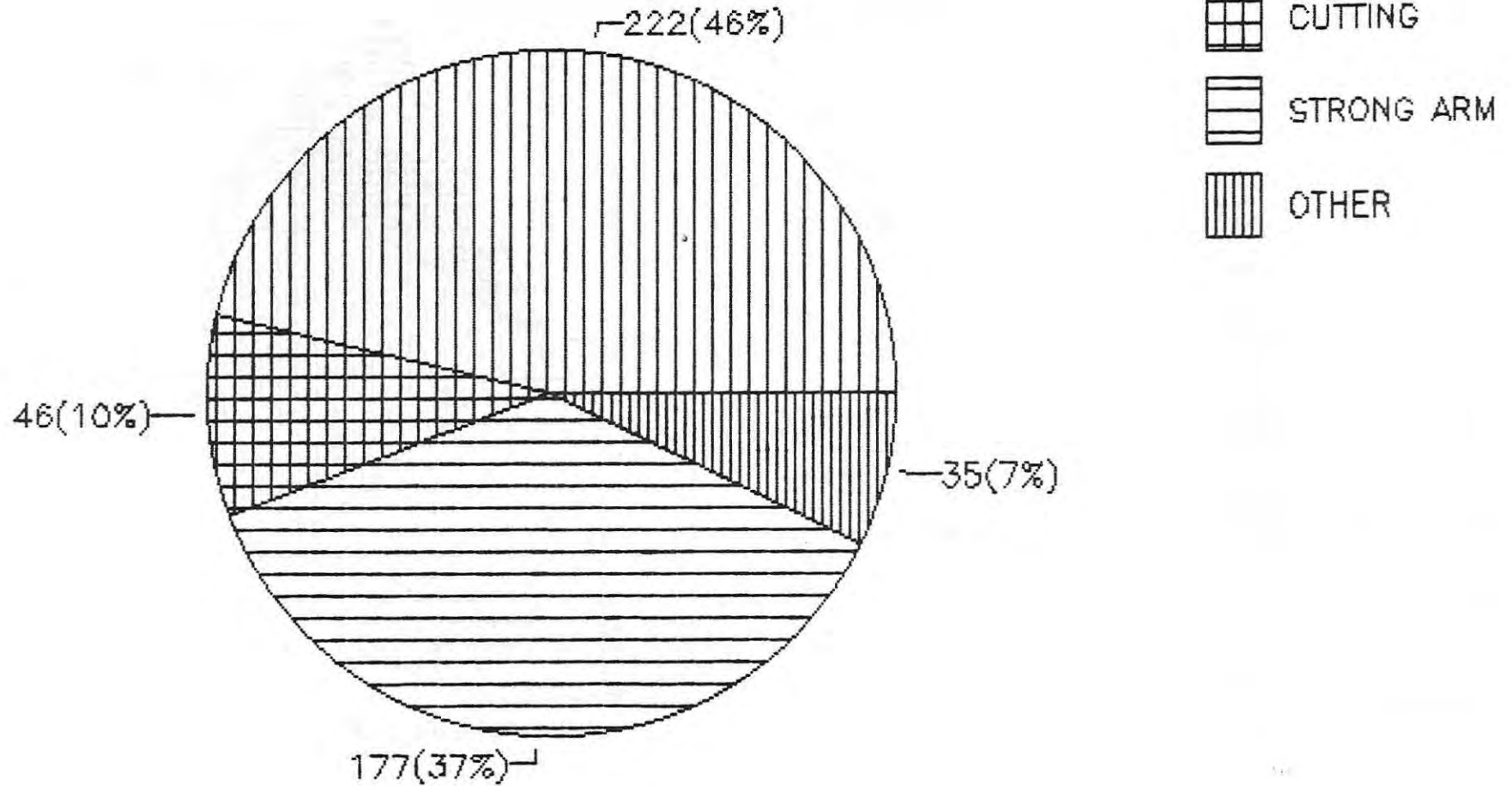
ROBBERY BY MONTH

1985



ROBBERY SUMMARY 1985

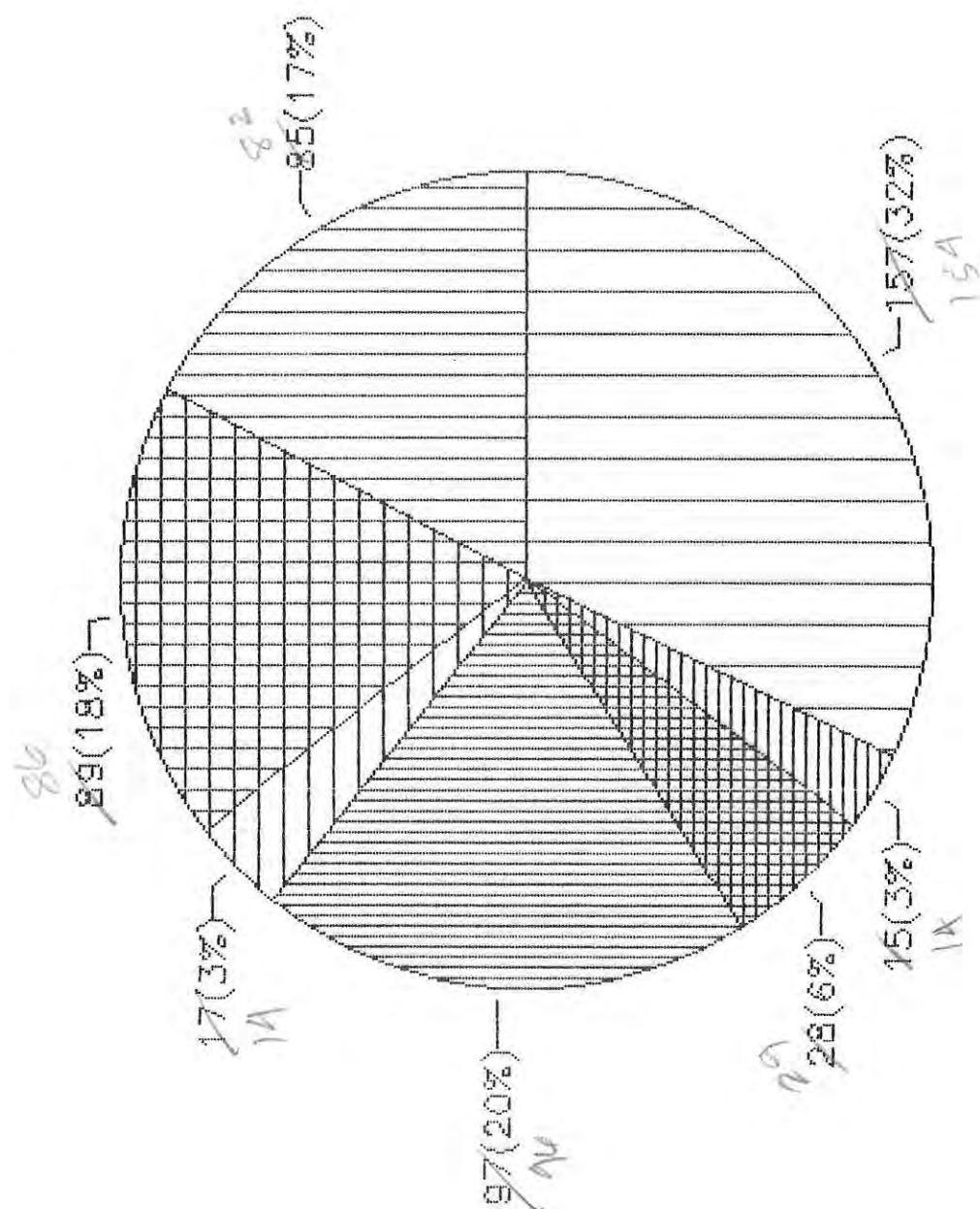
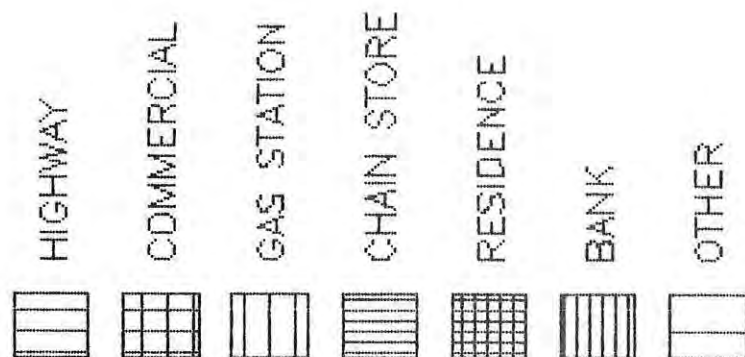
WEAPON BREAKDOWN



ANALYSIS OF ROBBERY BY WEAPON

ROBBERY SUMMARY

1985



PLACE OF OCCURRENCE

AGGRAVATED ASSAULT

AGGRAVATED ASSAULTS

TREND

	NUMBER OF OFFENSES	% CHANGE	RATE PER 100,000 % CHANGE
1981	1564		
1982	1626	+3.9%	-5.6%
1983	1891	+16.3%	+5.2%
1984	1934	+2.8%	-0.5%
1985	2046	+5.8%	+3.4%

Aggravated Assault is an unlawful attack by one person upon another for the purpose of inflicting severe or aggravated bodily injury.

1985 SUMMARY

A total of 2046 aggravated assaults occurred in 1985. This is a 5.8% increase over the previous year.

Aggravated assaults accounted for 69% of the violent crimes in 1985 and 6.8% of the total crime index. The aggravated assault rate per 100,000 was 382.4 for 1985.

Hands, fists or feet were used in 44% of the assaults with firearms used in 22%. The use of a knife or other cutting instrument accounted for 18% and the use of other dangerous weapons made up 16% of all aggravated assaults.

The age group of 25-29 accounted for the highest percentage of persons arrested for aggravated assaults.

July and August had the most aggravated assaults with 197 respectively and February had the least with 140.

AGGRAVATED ASSUALTS

12 and under	M	7
	F	0
13-14	M	15
	F	10
15	M	12
	F	5
16	M	14
	F	1
17	M	16
	F	3
18	M	19
	F	2
19	M	27
	F	3
20	M	30
	F	4
21	M	26
	F	5
22	M	36
	F	4
23	M	33
	F	4
24	M	28
	F	4
25-29	M	186
	F	22
30-34	M	119
	F	16
35-39	M	88
	F	9
40-44	M	62
	F	0

AGGRAVATED ASSAULTS (cont.)

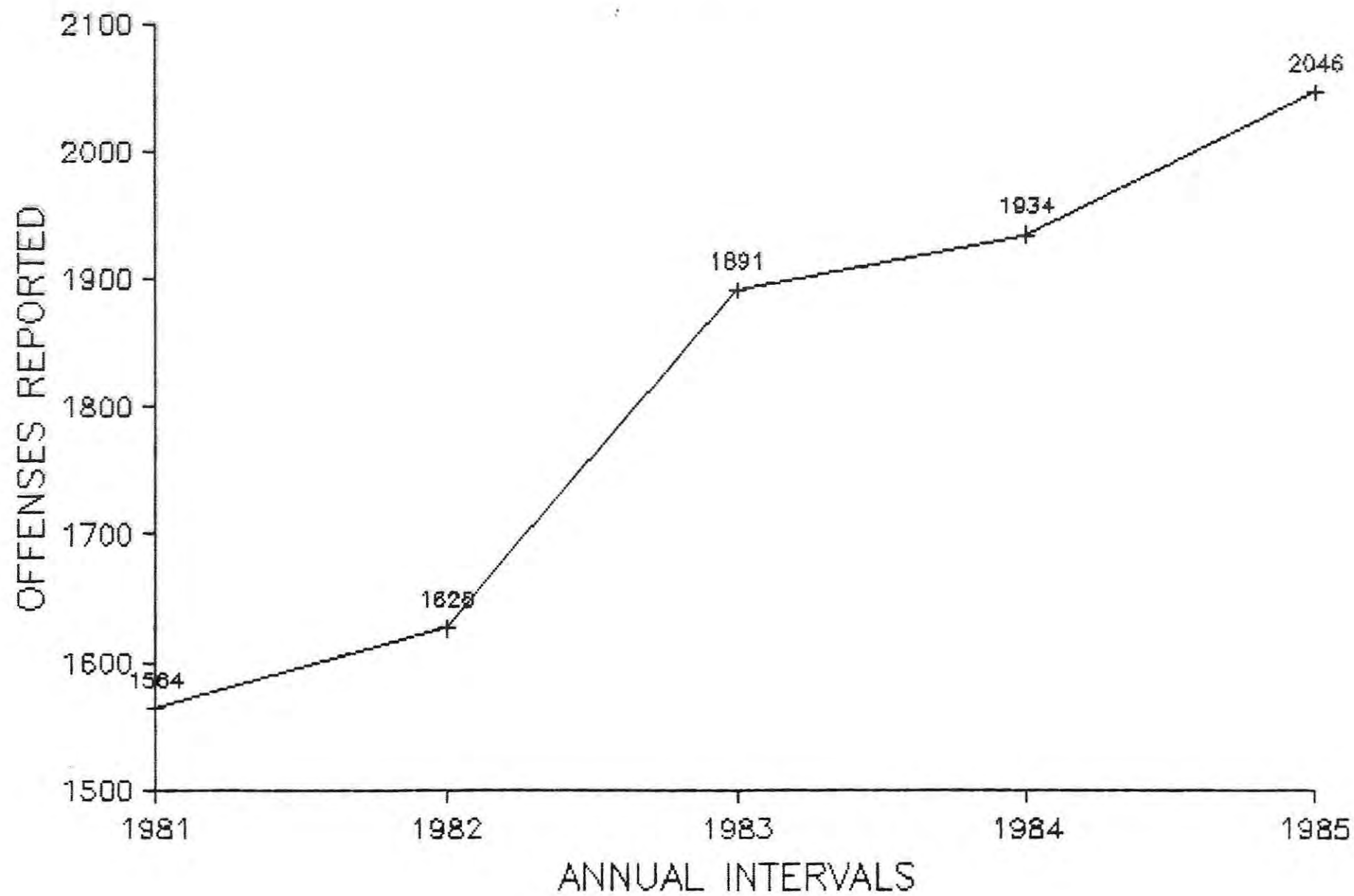
45-49	M	32
	F	2
50-54	M	9
	F	2
55-59	M	6
	F	0
60-64	M	5
	F	0
65 and over	M	3
	F	0
total	M	773
	F	96
White		497
Black		66
Native		295
Other		11

869

434.5

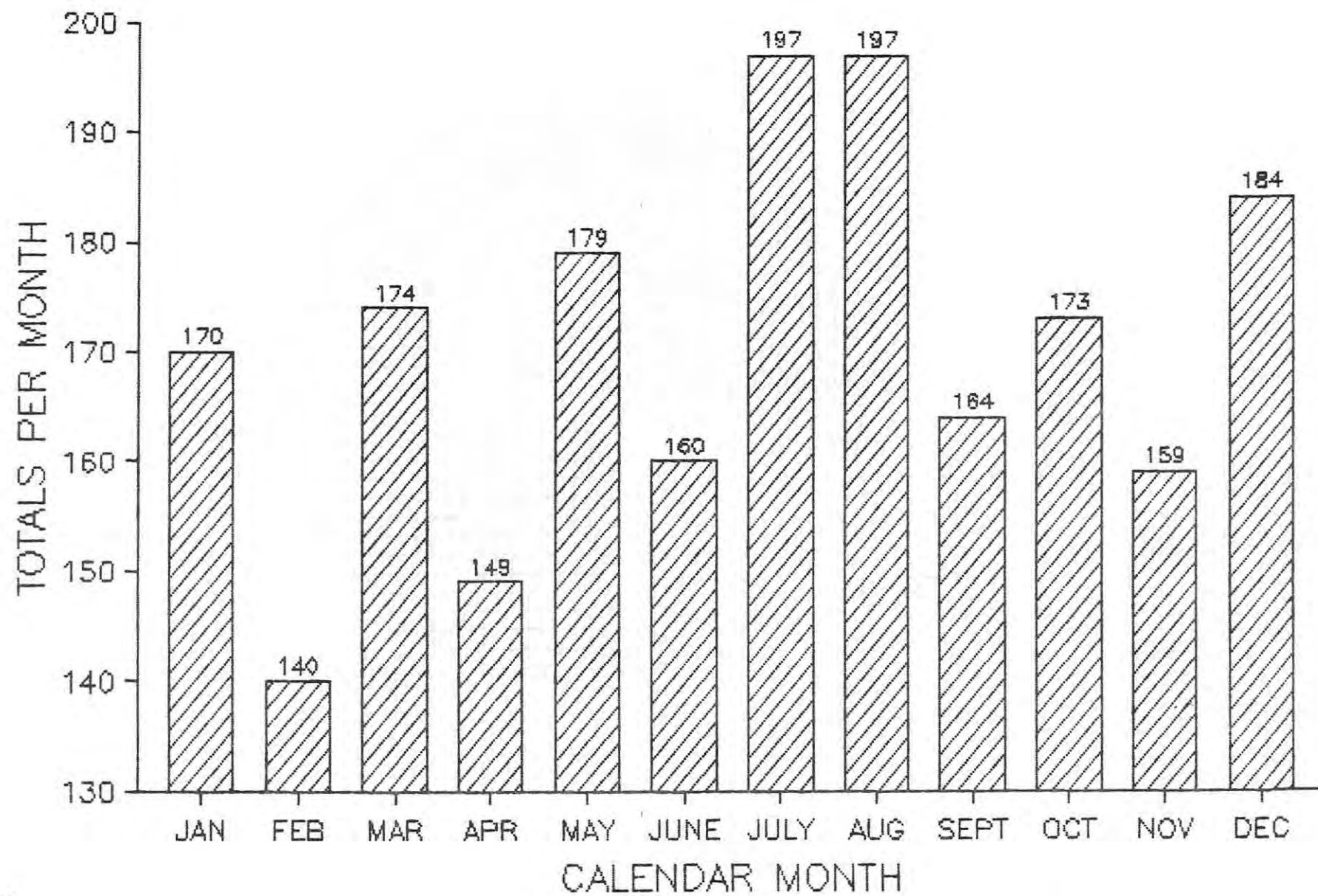
AGGRAVATED ASSAULT TREND

1985



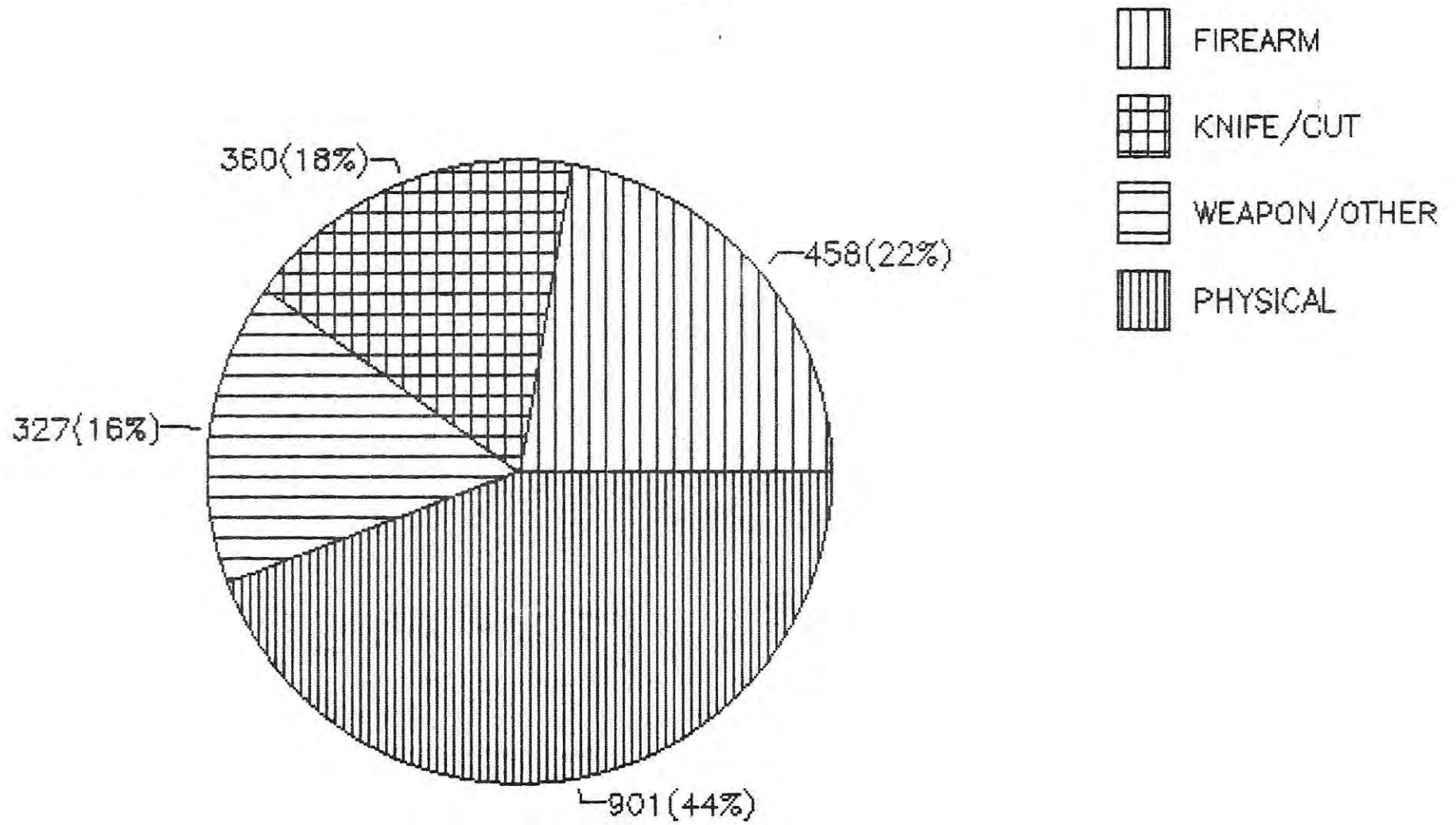
AGGRAVATED ASSAULT BY MONTH

1985



AGGRAVATED ASSAULT SUMMARY 1985

36



AGGRAVATED ASSAULT BY WEAPON

JUGLARY

BURGLARY

TREND

	NUMBER OF OFFENSES	% CHANGE	RATE PER 100,000 % CHANGE
1981	5410		
1982	5094	-5.8%	-14.4%
1983	5611	+10.2%	-0.5%
1984	6065	+8.1%	+5.5%
1985	6102	+0.6%	-1.6%

Burglary is defined as the unlawful entry of a structure to commit a felony or theft.

1985 SUMMARY

In 1985, 6102 burglaries were committed, a slight increase of 0.6% over 1984.

Burglaries accounted for 23% of property crimes committed and 20.4% of the total crime index. The number of burglaries committed per 100,000 population was 1140.5.

Forcible entry accounted for 62% of the burglaries with unlawful entry having 31% and attempted forcible entries making up 7%.

Fifty-three percent of the burglaries occurred at residences with 47% of the burglaries occurring at non-residences.

The age group of 13-14 accounted for the highest percentage of burglaries with 16%, followed by 15 year-olds with 11%. Individuals seventeen and under comprised 55% of the number of individuals arrested for burglary in 1985.

August experienced the most burglaries with 603 and the least number of burglaries occurred in November with 369.

BURGLARY ARREST - 1985

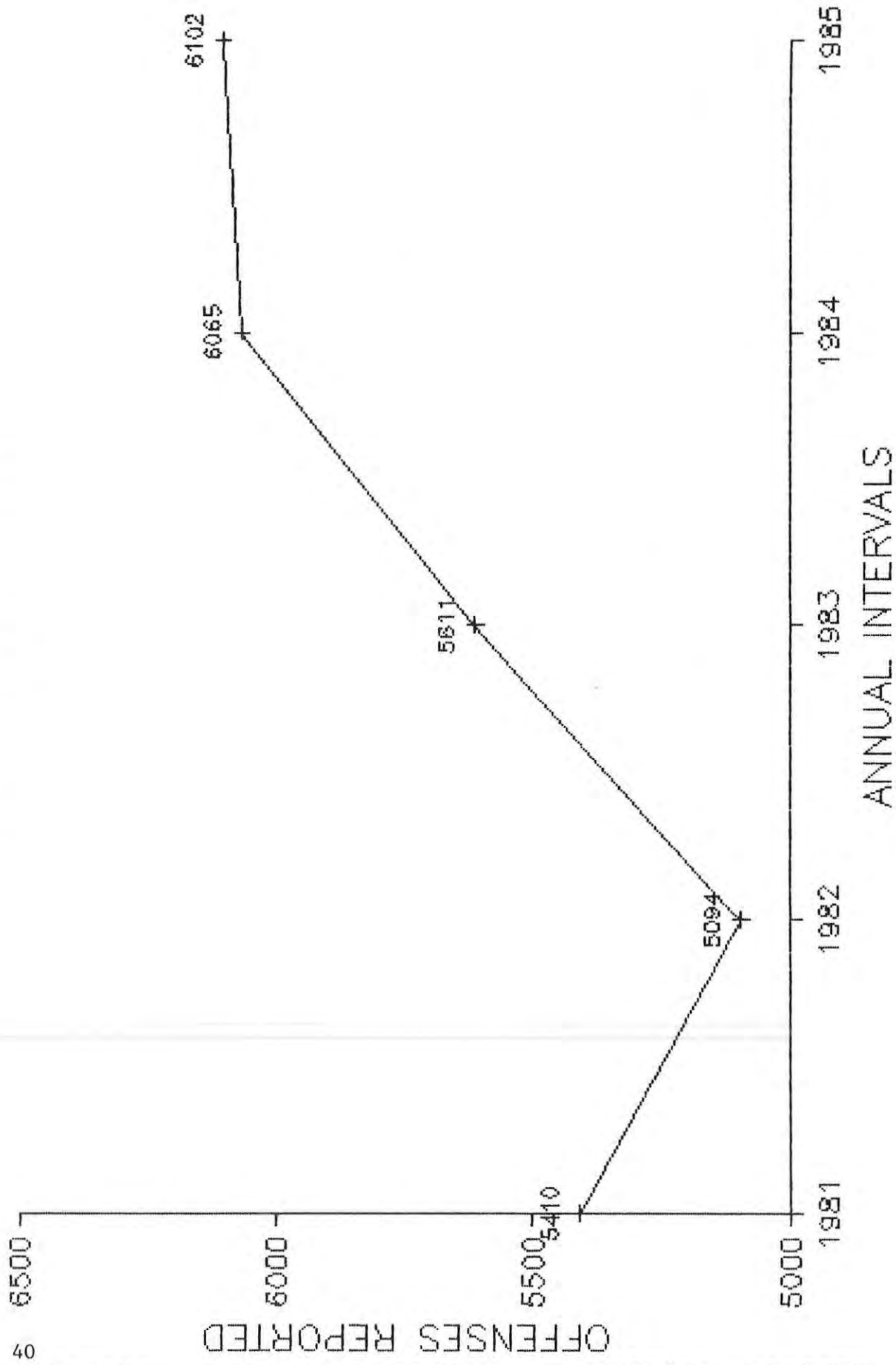
12 and under	M	58
	F	9
13-14	M	123
	F	17
15	M	87
	F	4
16	M	81
	F	2
17	M	81
	F	6
18	M	54
	F	2
19	M	56
	F	2
20	M	37
	F	1
21	M	34
	F	1
22	M	25
	F	0
23	M	34
	F	1
24	M	16
	F	2
25-29	M	53
	F	2
30-34	M	35
	F	1
35-39	M	10
	F	1
40-44	M	10
	F	0
45-49	M	2
	F	1

BURGLARY ARRESTS (cont.)

50-54	M	1
	F	0
55-59	M	1
	F	0
60-64	M	0
	F	0
65 and over	M	0
	F	0
total	M	798
	F	52
white		567
black		37
native		243
other		3

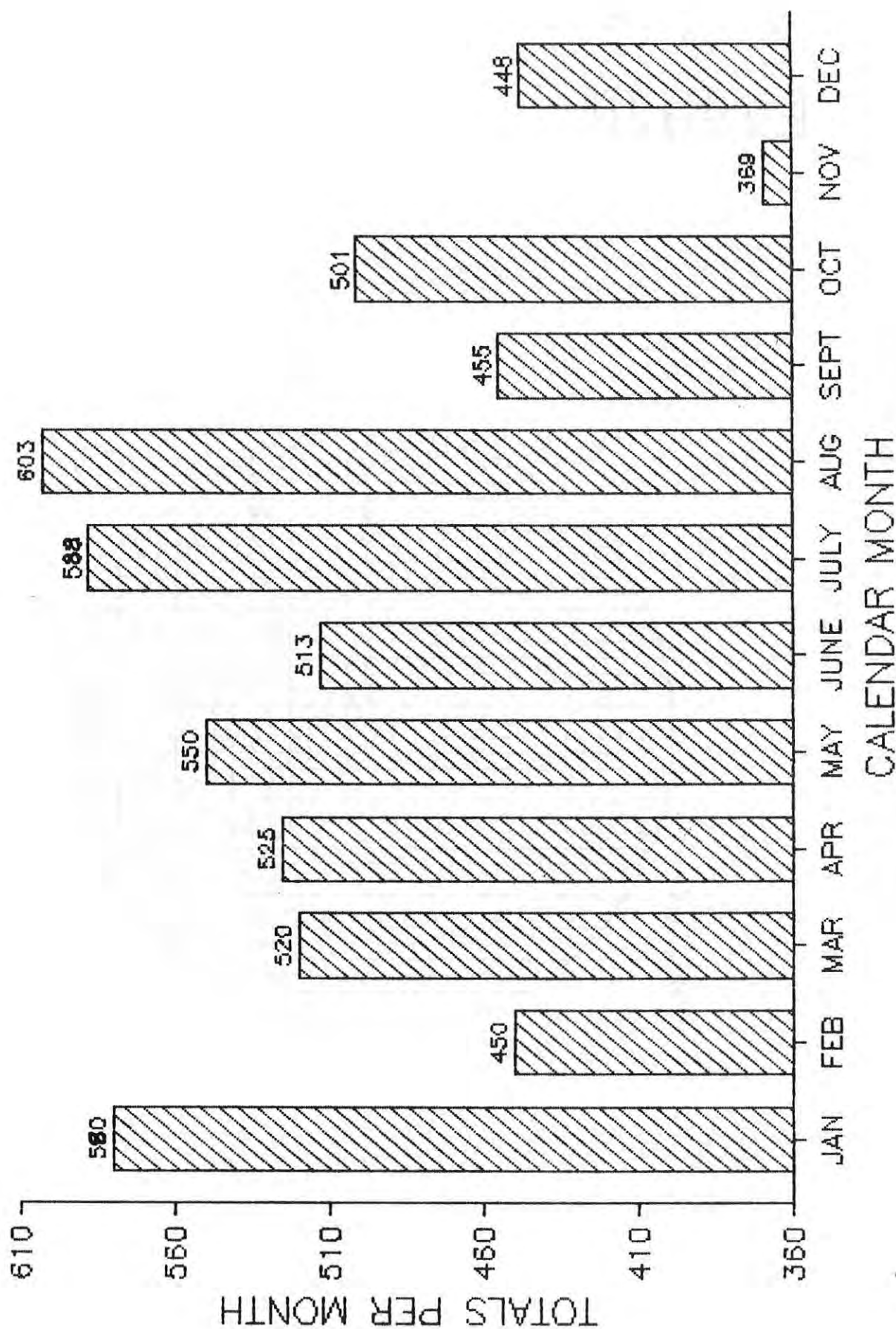
BURGLARY TREND

1981 THROUGH 1985



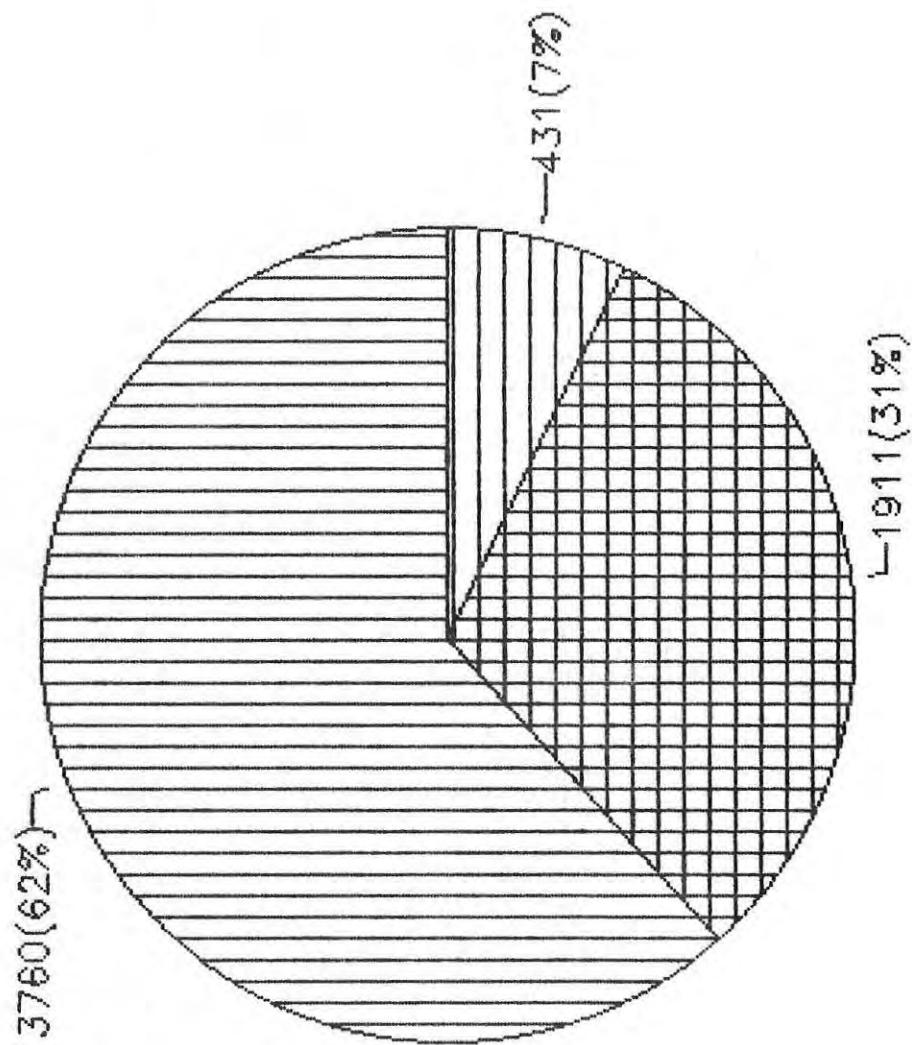
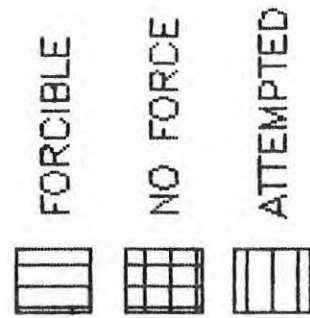
BURGLARY BY MONTH

1985



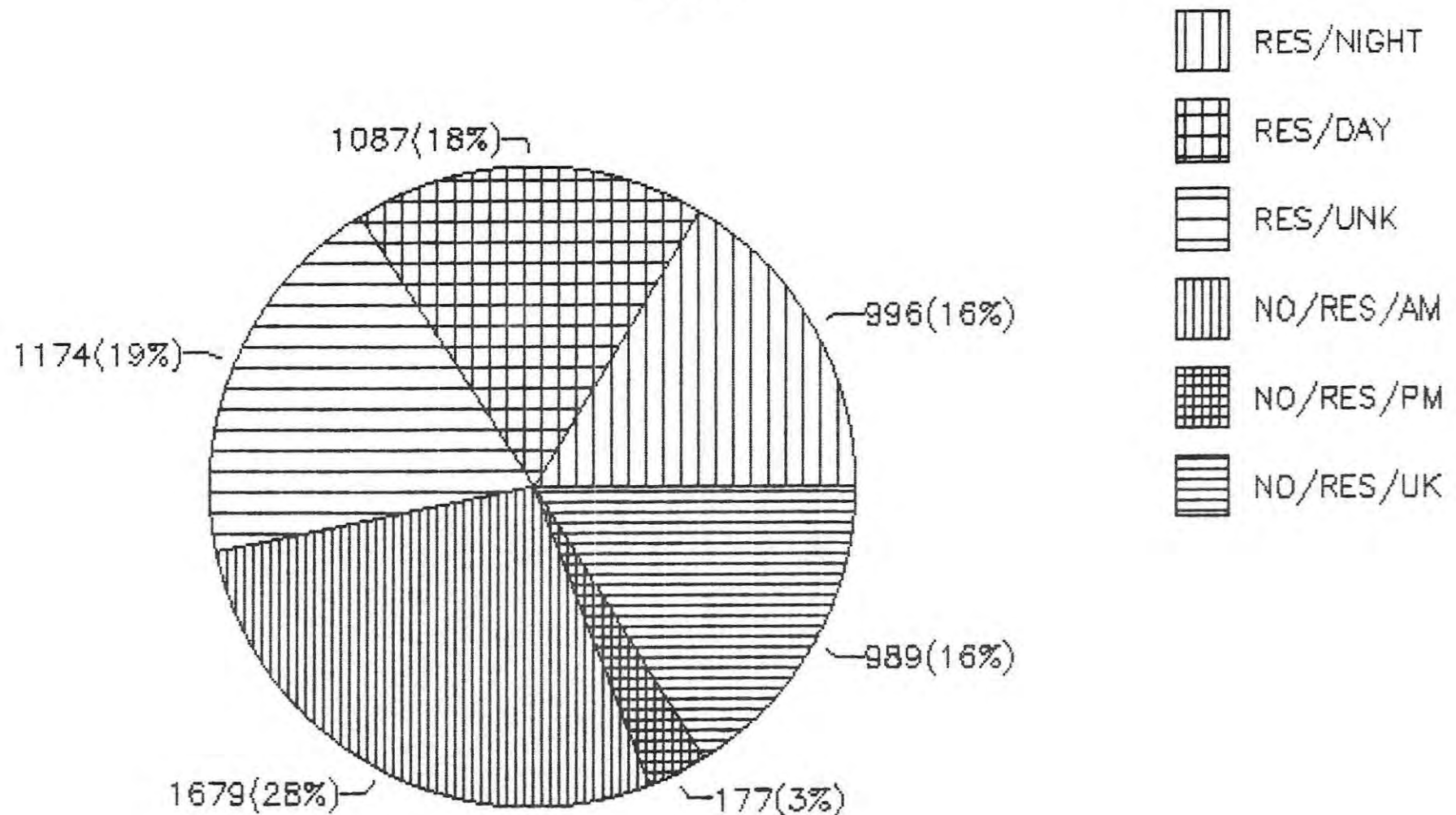
BURGLARY SUMMARY

1985



TYPE OF ENTRY

BURGLARY SUMMARY 1985



PLACE/TIME OF OCCURRENCE

LARCENYTREND

	NUMBER OF OFFENSES	% CHANGE	RATE PER 100,000 % CHANGE
1981	16,079		
1982	16,248	+1.6%	-8.1%
1983	16,656	+2.5%	-7.5%
1984	17,090	+2.6%	+0.1%
1985	17,728	+3.7%	+1.4%

Larceny-theft is defined as the unlawful taking, carrying, loading, or riding away of property from the possession or constructive possession of another.

1985 SUMMARY

A total of 17,728 larcenies were committed in 1985. During this year, larcenies increased by 3.7% over 1984.

Larcenies accounted for 66% of all nonviolent crimes and 59.3% of the total crime index. The larceny rate was 3313.6 per 100,000 population.

Persons in the 13-14 age group accounted for the largest percentage of larceny arrests with 14%. Arrests of males accounted for 70%.

Thefts from buildings accounted for 25% of larcenies reported with shoplifting accounting for 21%.

The highest incidence of larceny-theft occurred in August with 2,046, and February recorded the lowest with 1,110.

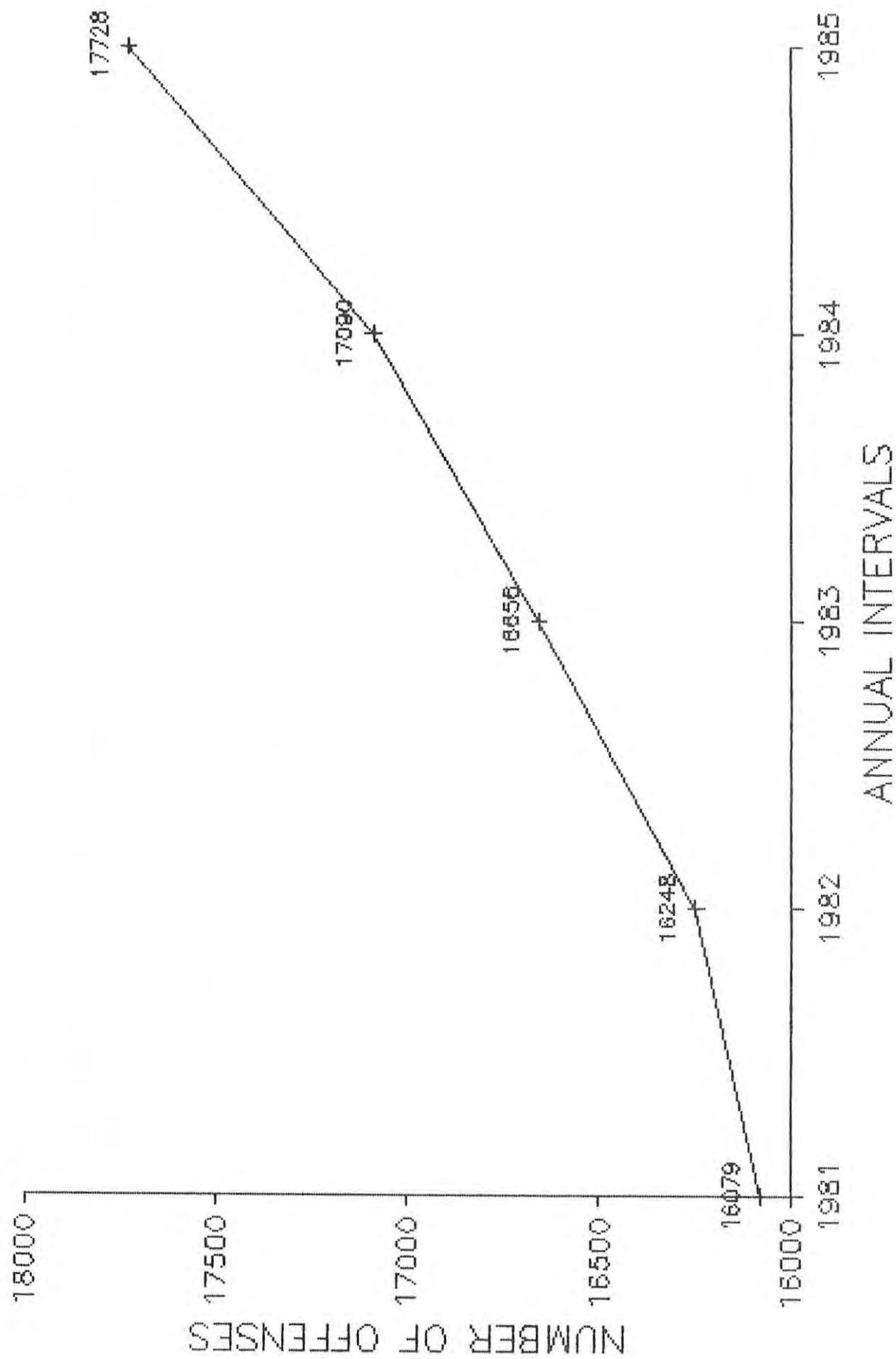
LARCENY ARRESTS - 1985

12 and under	M	271
	F	101
13-14	M	363
	F	173
15	M	229
	F	85
16	M	202
	F	87
17	M	175
	F	53
18	M	143
	F	31
19	M	123
	F	37
20	M	85
	F	30
21	M	76
	F	43
22	M	83
	F	36
23	M	92
	F	38
24	M	84
	F	25
25-29	M	275
	F	111
30-34	M	218
	F	74
35-39	M	147
	F	38
40-44	M	95
	F	30
45-49	M	62
	F	16

LARCENY ARRESTS - 1985 (cont.)

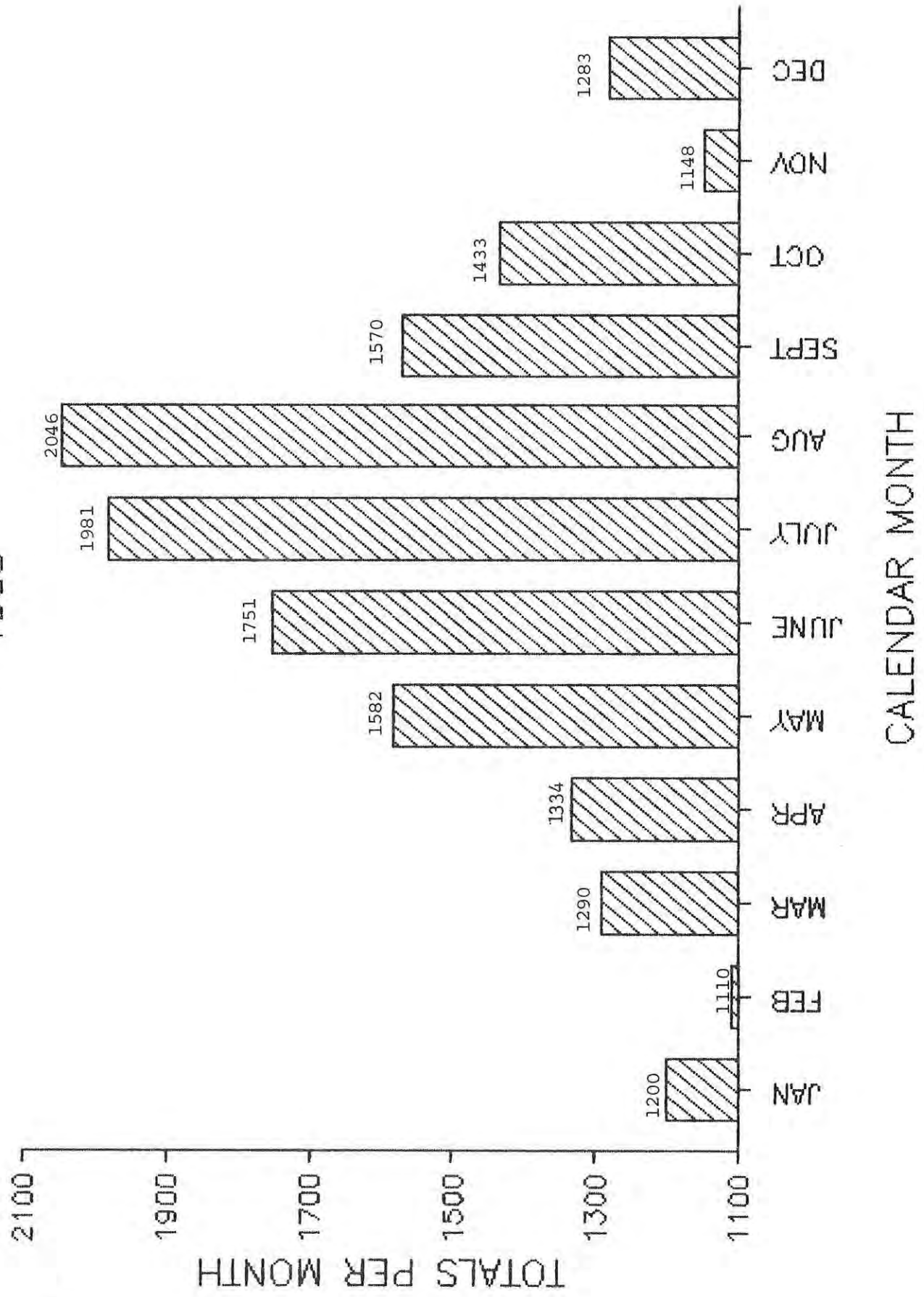
50-54	M	43
	F	8
55-59	M	26
	F	13
60-64	M	23
	F	4
65 and over	M	6
	F	4
total	M	2821
	F	1037
white		2714
black		355
native		735
other		54

LARCENY TREND 1981 THROUGH 1985

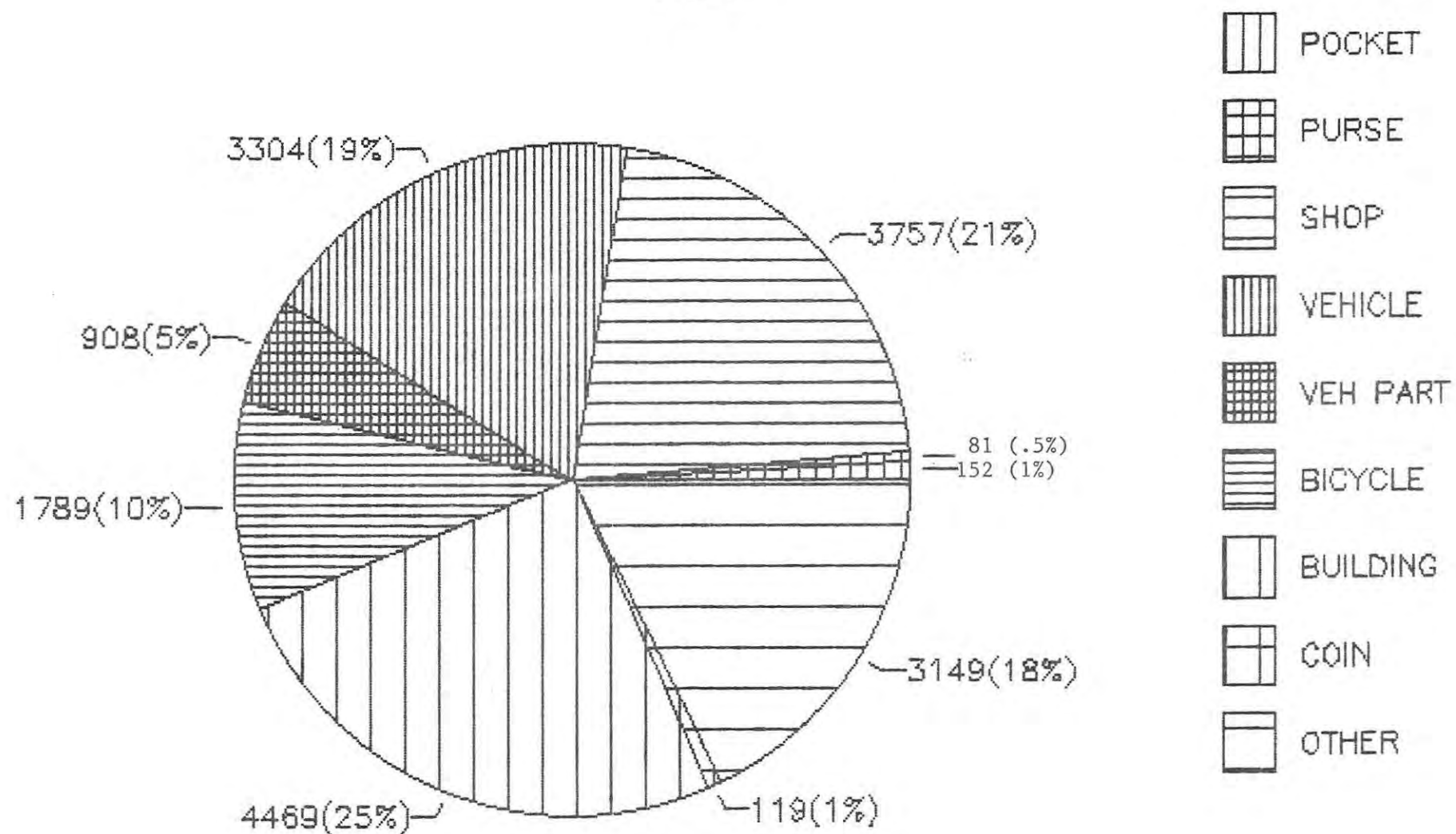


LARCENY BY MONTH

1985



LARCENY SUMMARY 1985



LARCENY BY TYPE



M/V THEFTS

TREND

	NUMBER OF OFFENSES	% CHANGE	RATE PER 100,000 % CHANGE
1981	2822		
1982	2544	-9.8%	-18.1%
1983	3056	20.1%	8.3%
1984	3039	-0.6%	-2.9%
1985	3083	+1.4%	-0.8%

Motor vehicle theft is defined as the theft or attempted theft of a motor vehicle.

1985 SUMMARY

A total of 3083 motor vehicles were stolen in 1985. This is a 1.4% increase over 1984.

Motor vehicle thefts accounted for 11% of the property crimes and 10.3% of the total crime index. Motor vehicle theft rate per 100,000 people was 576.2.

Automobile had the highest percentage of motor vehicle thefts with 44%, followed by trucks and buses with 25%, and other vehicles making up 31%.

The age group 13-14 years old had the most arrests for motor vehicle theft with 22%, followed by 15 years old with 11%.

The most motor vehicle thefts occurred in August, 342, and February had the least, 197.

M/V THEFT ARREST - 1985

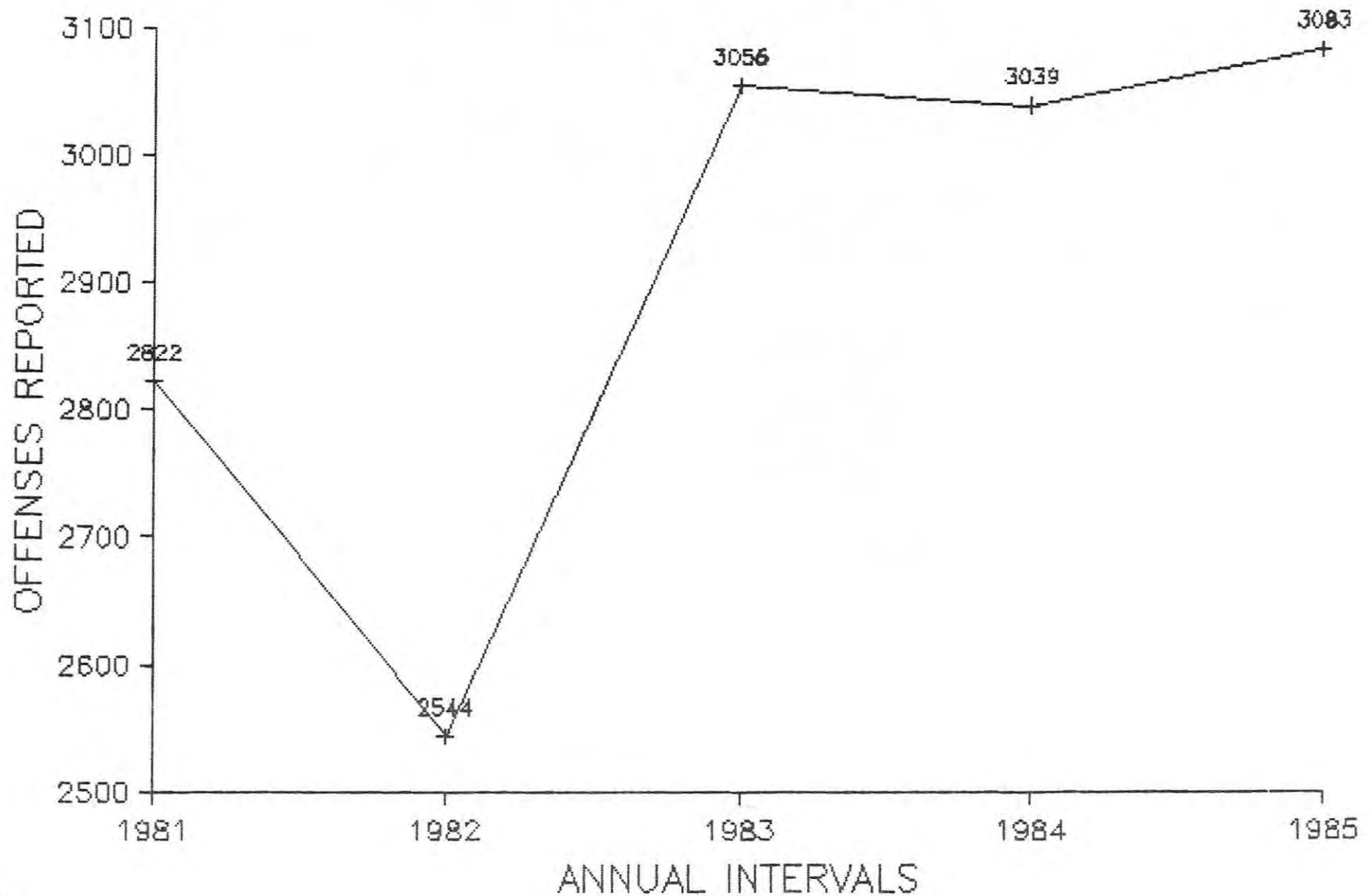
<u>AGE GROUP</u>		<u>NUMBER ARRESTED</u>
12 and under	M	7
	F	0
13-14	M	49
	F	4
15	M	29
	F	2
16	M	25
	F	2
17	M	17
	F	3
18	M	17
	F	0
19	M	17
	F	2
20	M	20
	F	2
21	M	8
	F	0
22	M	12
	F	2
23	M	8
	F	0
24	M	12
	F	0
25-29	M	22
	F	1
30-34	M	10
	F	2
35-39	M	4
	F	1
40-44	M	2
	F	0
45-49	M	1
	F	0

M/V THEFT ARREST (cont.)

50-54	M	
	F	
55-59	M	
	F	
60-64	M	
	F	
65 and over	M	
	F	
total	M	260
	F	21
white		181
black		15
native		84
other		1

MOTOR VEHICLE TREND

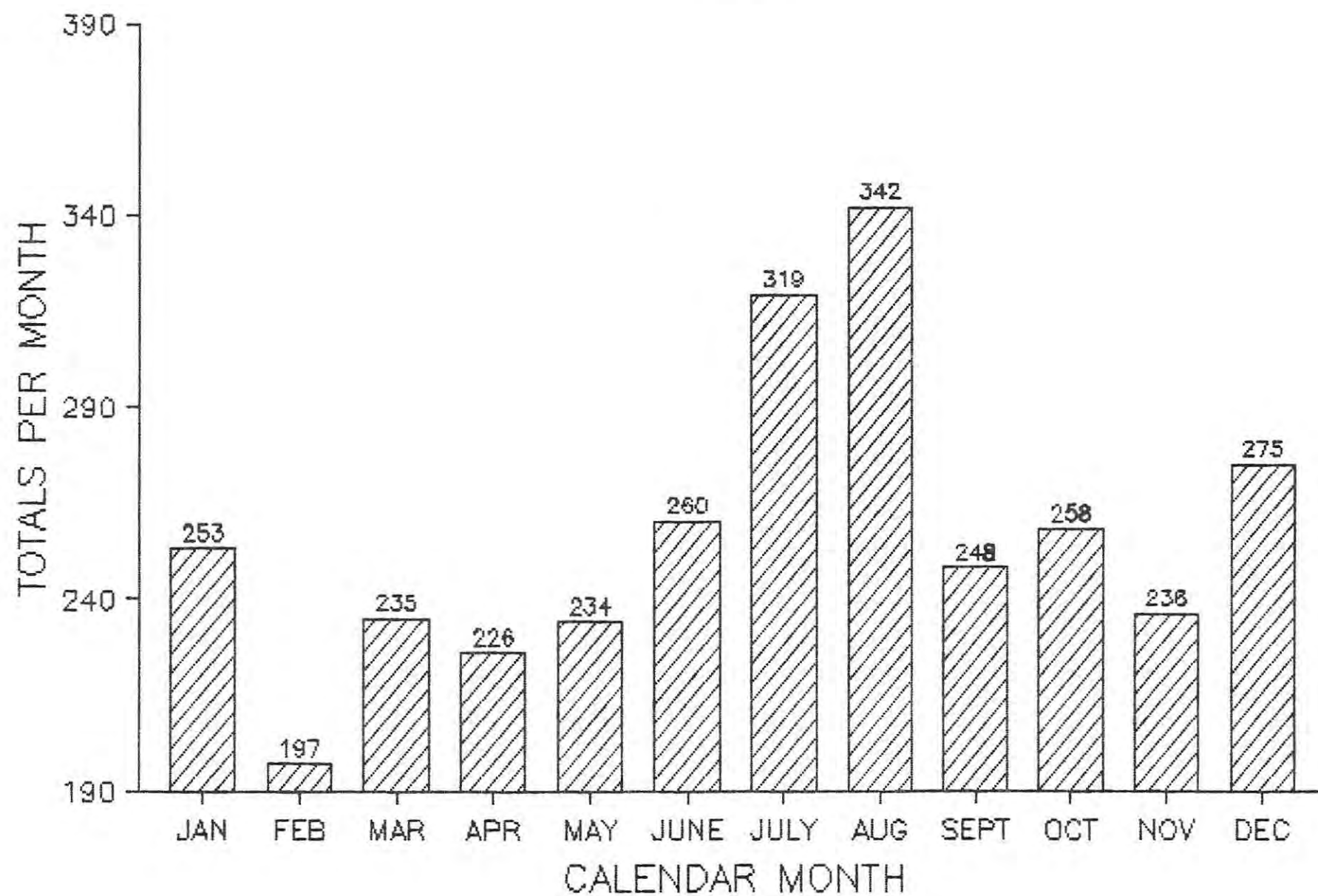
1981 THROUGH 1985



MOTOR VEHICLE BY MONTH

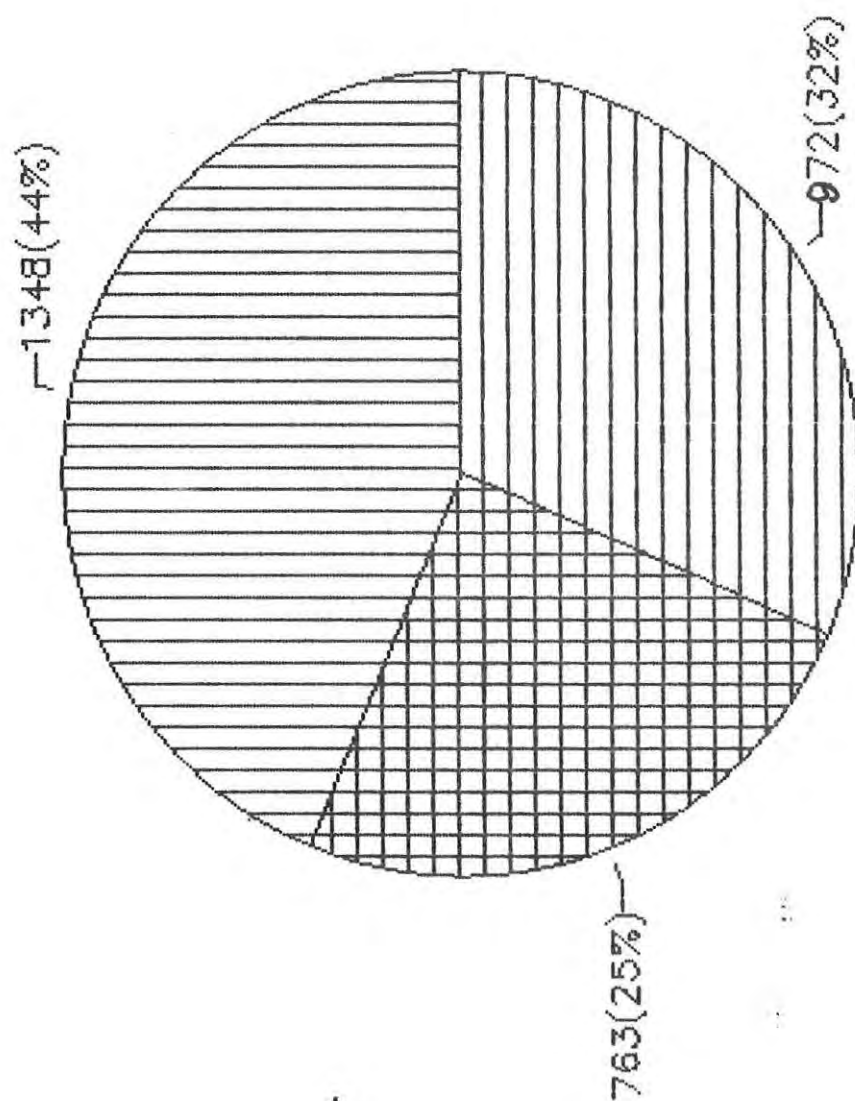
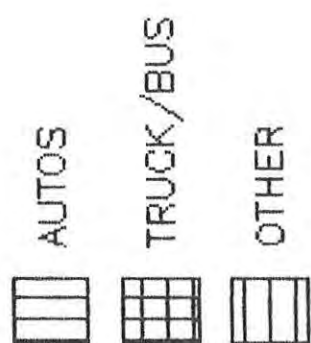
1985

75



MOTOR VEHICLE THEFTS 1985

PERCENTAGE DISTRIBUTION



1985 STATEWIDE TOTALS

RETURN A - COUNT OF OFFENSES KNOWN TO POLICE

CLASSIFICATION OF OFFENSES	OFFENSES REPORTED OR KNOWN	UNFOUNDED FALSE OR BASELESS	NUMBER OF ACTUAL OFFENSES	TOTAL OFFENSES CLEARED BY ARREST OR EXCEPT	NUMBER OF CLEARANCES PERSONS UNDER 18
1. Criminal Homicide					
A. Murder & Nonneg Mansl	57	5	52	37	3
B. Mansl By Negligence	3		3	3	
2. Forcible Rape	TOTAL 449	53	396	136	9
A. Rape By Force	384	45	339	116	7
B. Attempts To Commit Forc. Rape	65	8	57	20	2
3. Robbery	TOTAL 498	18	480	83	7
A. Firearm	226	4	222	36	2
B. Knife Or Cutting Instrument	49	3	46	11	
C. Other Dangerous Weapon	36	1	35	9	1
D. Strong-Arm (Hands, Fist, Feet)	187	10	177	27	4
4. Assault	TOTAL 6,019	239	5,780	3,074	210
A. Firearm	470	12	458	254	22
B. Knife Or Cutting Instrument	371	11	360	179	16
C. Other Dangerous Weapon	332	5	327	169	22
D. Hands, Fist, Feet - aggravated	920	19	901	521	28
E. Other Assaults - simple	3,926	192	3,734	1,951	122
5. Burglary	TOTAL 6,258	156	6,102	660	253
A. Forcible Entry	3,821	61	3,760	412	165
B. Unlawful Entry-No Force	1,986	75	1,911	218	81
C. Attempted Forcible Entry	451	20	431	30	7
6. Larceny - Theft (Except Motor Veh)	TOTAL 18,163	435	17,728	4,091	1,469
7. Motor Vehicle Theft	TOTAL 3,288	205	3,083	582	123
A. Autos	1,454	106	1,348	223	64
B. Trucks And Buses	821	58	763	142	21
C. Other Vehicles	1,013	41	972	217	38
	TOTAL 34,735	1,111	33,624	8,666	2,074
9. Arson	329	2	327	35	10
GRAND TOTAL	35,064	1,113	33,951	8,701	2,084

Officers Killed or Assaulted

Killed-Felony 0 Killed-Accident 0 Assaulted 202

1985 STATEWIDE TOTALS

PROPERTY STOLEN BY CLASSIFICATION

CLASSIFICATION OF OFFENSES	NUMBER OF ACTUAL OFFENSES	VALUE OF PROPERTY STOLEN
1. Murder/Nonneg Mansl	52	\$ 6,495
2. Forcible Rape (TOTAL)	396	\$ 460
3. Robbery		
A. Highway (Street, Alleys, Etc.)	86	\$ 33,319
B. Commercial House (Ex. C,D,F)	89	55,335
C. Gas or Service Station	17	5,600
D. Chain Store	95	13,759
E. Residence (Anywhere on Prem)	30	30,620
F. Bank	11	26,994
G. Miscellaneous	152	83,383
TOTAL ROBBERY	480	\$ 249,010
4. Assault - Not Applicable		\$
5. Burglary - Breaking or Entering		
A. Residence (Dwelling)		
1. Night (6 p.m. - 6 a.m.)	985	\$ 1,035,076
2. Day (6 a.m. - 6 p.m.)	1,087	1,237,918
3. Unknown	1,196	1,347,830
B. Non-Residence (store, off, etc.)		
1. Night (6 p.m. - 6 a.m.)	1,679	1,516,758
2. Day (6 a.m. - 6 p.m.)	177	109,491
3. Unknown	978	999,258
TOTAL BURGLARY	6,102	\$ 6,246,331
6. Larceny - Theft (Except Motor Veh)		
A. \$200 and over	5,341	\$ 7,046,706
B. \$50 to \$200	2,942	350,570
C. Under \$50	9,445	427,512
TOTAL LARCENY	17,728	\$ 7,824,788
7. Motor Vehicle Theft	3,083	\$ 13,015,465
GRAND TOTAL ALL		\$ 27,342,549
6X. Nature of Larcenies under 6		
A. Pocket - picking	133	\$ 43,484
B. Purse - snatching	81	74,012
C. Shoplifting	3,754	175,008
D. From Motor Vehicles	3,290	1,323,383
E. Motor Vehicle Parts and Acc.	903	300,899
F. Bicycles	1,779	253,223
G. From Buildings (except C & H)	4,406	2,843,366
H. From any Coin-Op Machines	102	15,840
I. All Other	3,280	2,795,573
TOTAL LARCENIES	17,728	\$ 7,824,788
7X. Motor Vehicles Recovered		
A. Number Stolen Locally & Recovered Locally	2,024	
B. Number Stolen Locally & Recovered Other Jurisdictions	183	
C. Total Locally Stolen Motor Vehicles Recovered	2,207	
D. Number Stolen Out of Town, Recovered Locally	46	

1985 STATEWIDE TOTALS

PROPERTY BY TYPE AND VALUE

<u>TYPE OF PROPERTY</u>	<u>VALUE OF PROPERTY STOLEN AND RECOVERED IN YOUR JURISDICTION</u>	
(1)	STOLEN (2)	RECOVERED (3)
A. Currency, Notes, Etc.	\$ 2,452,837	\$ 133,573
B. Jewelry and Precious Metals	2,780,691	296,723
C. Clothing and Furs	608,251	74,594
D. Locally Stolen Motor Vehicles	12,679,888	9,746,168
E. Office Equipment	371,376	48,471
F. Television, Radios, Cameras, Etc.	1,302,751	82,307
G. Firearms	534,023	80,438
H. Household Goods	326,108	34,712
I. Consumable Goods	188,867	19,610
J. Livestock	42,135	3,175
K. Miscellaneous	6,055,622	958,841
TOTALS	\$ 27,342,549	\$ 11,478,612

PERSONS ARRESTED
18 YEARS OF AGE AND OVER

STATEWIDE TOTALS
1985 TOTALS

OFFENSE CLASS	SEX	18	19	20	21	22	23	**AGE**										Tot	**RACE**			
								24	25	30	35	40	45	50	55	60	65		Wht	B1k	Nat	Oth
								29	34	39	44	49	54	59	64	0v						
Murder 01A	M	1	3		4	1		1	7	2	4		1		1	1	1	27	11	4	14	
	F								1	1							2					
Manslaught. 01B	M						1		1								2	1	1			
	F																					
Rape 02	M	2	3	5	3	4	5	5	15	17	11	2			1		73	18	4	51		
	F																					
Robbery 03	M	2	3	7	10	9	7	2	19	8	5	2		1			75	52	19	10	1	
	F	1				1	3		2								7					
Agg. Assault 04	M	19	27	30	26	36	33	28	186	119	88	62	32	9	6	5	3	709	448	58	269	11
	F	2	3	4	5	4	4	4	22	16	9		2	2			77					
Burglary 05	M	54	56	37	34	25	34	16	53	35	10	10	2	1	1		368	244	25	112	1	
	F	2	2	1	1		1	2	2	1	1		1				14					
Larceny 06	M	143	123	85	76	83	92	84	275	218	147	95	62	43	26	23	6	1581	1358	237	491	33
	F	31	37	30	43	36	38	25	111	74	38	30	16	8	13	4	4	538				
MV Theft 07	M	17	17	20	8	12	8	12	22	10	4	2	1				133	86	3	54		
	F		2	2		2			1	2	1						10					
Other Asslts 08	M	26	28	31	58	63	69	68	322	203	124	64	47	22	13	3	6	1147	683	113	479	12
	F	5	6	7	3	8	14	10	39	24	10	4	5	2	2	1		140				
Arson 09	M	2	2	5	3	1	4	5	14	16	4	4	3	1			64	36		35	1	
	F					2	1	2	1		1	1					8					

PERSONS ARRESTED
18 YEARS OF AGE AND OVER

STATEWIDE TOTALS
1985 TOTALS

OFFENSE CLASS	SEX	**AGE**																**RACE**				
		18	19	20	21	22	23	24	25	30	35	40	45	50	55	60	65	Tot	Wht	Blk	Nat	Oth
Forgery 10	M	6	6	9	6	3	6	1	9	11	4	2		1				64	68	13	26	1
	F	4	2	4	13	1	5	3	7	3		1		1				44				
Fraud 11	M	1	9	3	4	1	12	9	26	24	18	13	9	3	3	2		137	112	11	59	1
	F	2	3	2			6	3	8	4	7	5	4	1			1	46				
Embezzlmt 12	M	1		2				1	3	2								9	15	1	1	
	F		1				1	1	1	2	1	1						8				
Stln. Prop. 13	M	1	1		2		1	2	2	3	1	1						14	10	2	4	
	F	1				1												2				
Vandalism 14	M	31	33	35	27	19	22	22	86	66	38	13	6	3	4		1	406	258	26	198	5
	F	5	4	5	4	10	3	6	20	14	4	1	3	2				81				
Weapons 15	M	16	22	16	23	17	13	22	73	50	27	20	10	5	3	1	2	320	222	29	90	7
	F				2	3	3	2	6	5	2	1	2	1	1			28				
Prostitution 16	M				1	1			1	2		2					1	8	84	50	10	
	F	8	9	10	16	24	11	14	27	11	5			1				136				
Sex Off. 17	M	11	14	4	7	14	11	8	38	46	33	28	11	7	10	7	5	254	154	8	102	
	F			1	1		1	1		2	2	1	1					10				
Drug Abuse (Gr. Tot.)18	M	31	23	27	25	33	36	29	117	76	32	14	9		1		1	454	329	59	121	8
	F	1	5		10	9	2	4	14	5	10	1	2					63				
Gambling 19	M					1	3	4	12	5	4	8	1		1			39	48		1	
	F					3			3	3		1						10				

PERSONS ARRESTED
18 YEARS OF AGE AND OVER

STATEWIDE TOTALS
1985 TOTALS

OFFENSE CLASS	SEX	**AGE**																**RACE**				
		18	19	20	21	22	23	24	25	30	35	40	45	50	55	60	65	Tot	Wht	Blk	Nat	Oth
								29	34	39	44	49	54	59	64	0v						
Family/Child 20	M	1	2	3	1			1	3	5	2	1		2			21	14	1	14		
	F					1			2	1	3	1					8					
Driv. Inflc. 21	M	83	81	134	171	201	205	226	893	767	520	345	185	135	74	47	33	4100	3859	120	850	43
	F	19	16	28	34	62	40	45	186	138	85	51	23	25	13	6	1	772				
Liquor Laws 22	M	325	344	184	29	22	18	10	73	67	34	35	21	15	7	7	7	1198	727	13	789	7
	F	113	106	50	9	4	7	4	24	10	6	3	2					338				
Drunkenness 23	M			4		1	4	5	8	11	5	7	1	1	1	3		51	21	18	23	
	F	1	1		1		2		3		1	1	1					11				
Disor. Cond. 24	M	18	30	24	57	58	54	47	228	134	99	44	25	11	12	6	7	854	537	56	438	6
	F	3	3	8	17	7	7	11	64	37	8	10	7	1				183				
Vagrancy 25	M																					
	F																					
All Other 26	M	132	194	175	236	237	243	217	811	562	339	166	108	72	35	18	15	3560	2684	327	1063	25
	F	17	29	23	44	36	38	30	125	78	55	30	19	3	6	4	2	539				
Total	M	923	1021	840	811	842	881	825	3297	2459	1553	940	534	332	199	123	88	15668	12079	1198	5304	162
	F	215	229	175	203	214	187	167	669	431	249	143	88	47	35	15	8	3075				
Grand Total		1138	1250	1015	1014	1056	1068	992	3966	2890	1802	1083	622	379	234	138	96	18743	12079	1198	5304	162

Note: Native classification includes Eskimos.

PERSONS ARRESTED
UNDER 18 YEARS OF AGE

STATEWIDE TOTALS
1985 TOTALS

OFFENSE	CLASS	SEX	12/ Und	13 14	15	****AGE**** 16	17	TOT under 18	Wht	***RACE*** Blk	Nat	Oth
Murder	01A	M		1			1	2	1		1	
		F										
Manslaught.	01B	M										
		F										
Rape	02	M		1		7	1	9	5	1	3	
		F										
Robbery	03	M		1	2	3	5	11	8	3		
		F										
Agg. Assault	04	M	7	15	12	14	16	64	49	8	26	
		F		10	5	1	3	19				
Burglary	05	M	58	123	87	81	81	430	323	12	131	2
		F	9	17	4	2	6	38				
Larceny	06	M	271	363	229	202	175	1240	1356	118	244	21
		F	101	173	85	87	53	499				
MV Theft	07	M	7	49	29	25	17	127	95	12	30	1
		F		4	2	2	3	11				

PERSONS ARRESTED
UNDER 18 YEARS OF AGE

STATEWIDE TOTALS
1985 TOTALS

OFFENSE	SEX	12/ Und	13 14	15	****AGE****		TOT under 18	Wht	****RACE****			Oth
					16	17			B1k	Nat		
CLASS												
Other Asslts.	M	4	12	14	15	16	61	73	3	18	1	
	08 F		6	13	10	5	34					
Arson	M	10	6	1	2	2	21	13	1	7		
Forgery	F											
	09 M				1		1	4	1			
	F				1	3	4					
	10 F											
Fraud	M		1	1	3	6	11	11		1		
	F				1		1					
	11 F											
Embezzlmt.	M							2				
	F		1			1	2					
	12 F											
Stln. Prop.	M		6	4	3		13	6	2	5		
	F											
	13 F											
Vandalism	M	44	51	32	29	24	180	147	13	42		
	F	1	9	5	2	5	22					
	14 F											
Weapons	M	3	10	3	14	7	37	34	4	2		
	F		1		2		3					
	15 F											
Prostitution	M				2		2	4		2		
	F			2	2		4					
	16 F											

PERSONS ARRESTED
UNDER 18 YEARS OF AGE

STATEWIDE TOTALS
1985 TOTALS

[illegible]

PERSONS ARRESTED
UNDER 18 YEARS OF AGE

STATEWIDE TOTALS
1985 TOTALS

OFFENSE	CLASS	SEX	12/ Und	13 14	15	****AGE****		TOT under 18	Wht	***RACE***		
						16	17			Blk	Nat	Oth
All Other	26	M	11	42	60	44	53	210	212	16	32	
		F	3	19	12	6	10	50				
Suspicion	27	M					1	1	1			
		F										
Curfew	28	M	25	66	46	24	21	182	122	3	117	1
		F	4	23	13	14	7	61				
Run-Aways	29	M	1	11	5	2	2	21	19		18	
		F		9	6	1		16				
TOTAL		M	455	936	690	686	730	3497	3319	217	1138	31
		F	131	368	249	233	227	1208				
GRAND TOTAL			586	1304	939	919	957	4705	3319	217	1138	31

Note: Native classification includes Eskimos.

AGENCY: Alaska State Troopers

Months of 01-85 to 12-85

RETURN A - COUNT OF OFFENSES KNOWN TO POLICE

(1) CLASSIFICATION OF OFFENSES	(2) OFFENSES REPORTED OR KNOWN	(3) UNFOUNDED FALSE OR BASELESS	(4) NUMBER OF ACTUAL OFFENSES	(5) TOTAL OFFENSES CLEARED BY ARREST OR EXCEPT	(6) NUMBER OF CLEARANCES PERSONS UNDER 18
1. Criminal Homicide					
A. Murder & Nonneg Mansl	24	2	22	16	
B. Mansl By Negligence	3		3	3	
2. Forcible Rape	TOTAL 132	11	121	76	4
A. Rape By Force	119	10	109	68	3
B. Attempts To Commit Forc. Rape	13	1	12	8	1
3. Robbery	TOTAL 44	2	42	16	2
A. Firearm	31		31	9	1
B. Knife Or Cutting Instrument	3	1	2	2	
C. Other Dangerous Weapon	2		2	2	
D. Strong-Arm (Hands, Fist, Feet)	8	1	7	3	1
4. Assault	TOTAL 1,483	61	1,422	1,025	81
A. Firearm	186	8	178	141	9
B. Knife Or Cutting Instrument	80	2	78	51	4
C. Other Dangerous Weapon	101	3	98	75	11
D. Hands, Fist, Feet - aggravated	410	6	404	219	12
E. Other Assaults - simple	706	42	664	539	45
5. Burglary	TOTAL 1,916	30	1,886	279	103
A. Forcible Entry	1,296	10	1,286	180	71
B. Unlawful Entry-No Force	549	19	530	96	32
C. Attempted Forcible Entry	71	1	70	3	
6. Larceny - Theft (Except Motor Veh)	TOTAL 2,900	59	2,841	504	196
7. Motor Vehicle Theft	TOTAL 650	34	616	156	44
A. Autos	258	19	239	78	23
B. Trucks And Buses	135	10	125	32	7
C. Other Vehicles	257	5	252	46	14
GRAND TOTAL	7,152	199	6,953	2,075	430

PROPERTY STOLEN BY CLASSIFICATION

CLASSIFICATION OF OFFENSES	NUMBER OF ACTUAL OFFENSES	VALUE OF PROPERTY STOLEN
1. Murder/Nonneg Mansl	22	\$ 6,495
2. Forcible Rape (TOTAL)	121	\$ 430
3. Robbery		
A. Highway (Street, Alleys, Etc.)	8	\$ 1,663
B. Commercial House (Ex. C,D,F)	5	7,210
C. Gas or Service Station	6	928
D. Chain Store	7	4,449
E. Residence (Anywhere on Prem)	6	8,305
F. Bank	2	
G. Miscellaneous	8	5,187
TOTAL ROBBERY	42	\$ 27,742
4. Assault - Not Applicable		\$
5. Burglary - Breaking or Entering		
A. Residence (Dwelling)		
1. Night (6 p.m. - 6 a.m.)	270	\$ 372,466
2. Day (6 a.m. - 6 p.m.)	363	513,305
3. Unknown	507	800,378
B. Nonresidence (store, off, etc.)		
1. Night (6 p.m. - 6 a.m.)	481	373,332
2. Day (6 a.m. - 6 p.m.)	35	27,578
3. Unknown	230	182,875
TOTAL BURGLARY	1,886	\$ 2,269,934
6. Larceny - Theft (Except Veh)		
A. \$200 and over	1,586	\$ 2,181,375
B. \$50 to \$200	637	71,970
C. Under \$50	618	11,400
TOTAL LARCENY	2,841	\$ 2,264,745
7. Motor Vehicle Theft	617	\$ 2,686,092
GRAND TOTAL ALL		\$ 7,255,438
6X. Nature of Larcenies under 6		
A. Pocket - picking	7	\$ 2,443
B. Purse - snatching	18	2,296
C. Shoplifting	235	7,163
D. From Motor Vehicles	569	303,639
E. Motor Vehicle Parts and Acc.	204	92,812
F. Bicycles	171	40,419
G. From Buildings (except C & H)	596	576,500
H. From any Coin-Op Machines	14	5,274
I. All Other	1,027	1,234,199
TOTAL LARCENIES	2,841	\$ 2,264,745
7X. Motor Vehicles Recovered		
A. Number Stolen Locally and Recovered Locally	317	
B. Number Stolen Locally & Recovered Other Jurisdiction	38	
C. Total Locally Stolen Motor Vehicles Recovered	355	
D. Number Stolen Out of Town, Recovered Locally	30	

AGENCY: Alaska State Troopers

Months of 01-85 to 12-85

PROPERTY BY TYPE AND VALUE

TYPE OF PROPERTY VALUE OF PROPERTY STOLEN AND RECOVERED IN YOUR JURISDICTION

(1)	STOLEN (2)	RECOVERED (3)
A. Currency, Notes, Etc.	\$ 543,210	\$ 34,395
B. Jewelry and Precious Metals	822,516	89,339
C. Clothing and Furs	111,985	5,791
D. Locally Stolen Motor Vehicles	2,804,507	1,625,969
E. Office Equipment	45,775	8,910
F. Television, Radios, Cameras, Etc.	319,513	31,590
G. Firearms	238,795	41,769
H. Household Goods	106,523	15,364
I. Consumable Goods	70,847	4,094
J. Livestock	3,140	135
K. Miscellaneous	2,188,627	359,804
TOTALS	\$ 7,255,438	\$ 2,217,160

AGENCY: ALASKA STATE TROOPERS

1/85 to 12/85

AGE, SEX AND RACE OF PERSON ARRESTED

18 YEARS OF AGE AND OVER

OFFENSE CLASS	SEX	**AGE**																**RACE**					Tot	Wht	Blk	Ind	Asn	Esk
		18	19	20	21	22	23	24	25 29	30 34	35 39	40 44	45 49	50 54	55 59	60 64	65 0v											
Murder	M	1			2			1	4	1	3							12	4	1	9							
01A	F								1	1								2										
Manslaught.	M						1		1									2	1	1								
01B	F																											
Rape	M	1	2		3	3	1	3	3	7	4	1						28	7	2	19							
02	F																											
Robbery	M		2	1	3	1		1	2	1	1	1		1				14	14	1	1							
03	F						2											2										
Agg. Assault	M	4	12	8	9	10	16	8	55	51	36	23	13	4	1	4	2	256	185	7	81	1						
04	F	1			1			2	7	4	1		2					18										
Burglary	M	18	27	12	5	10	10	3	13	10	4	4		1	1			118	91	2	32							
05	F	1	1	1				2	1				1					7										
Larceny	M	28	24	6	11	13	16	9	27	20	9	6	5	1		1		176	184	3	36							
06	F	6	4	2	2	5	2	4	10	4	2	4	1		1			47										
MV Theft	M	4	1	4	2	1	2	1	4	4								23	19		6							
07	F			1						1								2										
Other Asslts	M	2	3	7	8	10	11	10	55	29	16	14	5	5	1		1	177	90	2	106	2						
08	F	1	1	2	1	1	3	2	4	5		1	1			1		23										
Arson	M																											
09	F																											

AGENCY: ALASKA STATE TROOPERS

1/85 to 12/85

AGE, SEX AND RACE OF PERSON ARRESTED

18 YEARS OF AGE AND OVER

[illegible]

AGENCY: ALASKA STATE TROOPERS

1/85 to 12/85

AGE, SEX AND RACE OF PERSON ARRESTED

OFFENSE CLASS	SEX	18 YEARS OF AGE AND OVER																**RACE**					Tot	Wht	Blk	Ind	Asn	Esk	
		AGE																											
		18	19	20	21	22	23	24	25	30	35	40	45	50	55	60	65												
								29	34	39	44	49	54	59	64	0v													
Family/Child 20	M		2	2	1			1		2							8	4	5										
	F									1							1												
Driv. Inflc. 21	M	15	19	37	53	47	56	71	274	231	173	93	48	47	18	18	11	1211	1265	12	179	6							
	F	9	6	7	9	14	14	13	66	37	33	15	11	8	6	3		251											
Liquor Laws 22	M	82	89	51	2	11	3	1	24	20	7	5	6	4	1		2	308	225	2	155								
	F	27	17	8	2	2	3	1	9	2	2	1						74											
Drunkenness 23	M																												
	F																												
Disor. Cond. 24	M																												
	F																												
Vagrancy 25	M																												
	F																												
All Other 26	M	49	82	65	80	63	68	64	214	139	101	43	27	17	7	6	3	1028	890	31	220	9							
	F	3	6	8	11	8	5	7	24	20	8	13	5		2		2	122											
Suspicion 27	M																												
	F																												
Total	M	229	296	221	200	183	204	193	749	581	398	223	124	88	36	35	24	3784	3284	71	1016	20							
	F	52	37	30	27	36	36	36	131	77	59	39	23	8	10	4	2	607											
Grand Total		281	333	251	227	219	240	229	880	658	457	262	147	96	46	39	26	4391	3284	71	1016	20							

AGENCY: ALASKA STATE TROOPERS

1/85 to 12/85

AGE, SEX AND RACE OF PERSON ARRESTED

UNDER 18 YEARS OF AGE

OFFENSE	SEX	12/ Und	****AGE****		15	16	17	TOT under 18	***RACE***				
			13	14					Wht	Blk	Ind	Asn	Esk
CLASS													
Murder	M						1	1			1		
01A	F												
Manslaught.	M												
01B	F												
Rape	M					3	1	4	4				
02	F												
Robbery	M				1		1	2	2				
03	F												
Agg. Assault	M	1	3	3	1	7	15	15			4		
04	F		3			1	4						
Burglary	M	30	51	21	27	47	176	123			68		
05	F	7	2	2	1	3	15						
Larceny	M	15	26	26	25	19	111	124	2		15	1	
06	F	12	6	2	7	4	31						
MV Theft	M	1	9	5	6	2	23	20			4		
07	F					1	1						
Other Asslts.	M	1		2	1	1	5	6			2		
08	F	1	2				3						
Arson	M							2					
09	F		1			1	2						

AGENCY: ALASKA STATE TROOPERS

1/85 to 12/85

AGE, SEX AND RACE OF PERSON ARRESTED

UNDER 18 YEARS OF AGE

OFFENSE	SEX	12/ Und	****AGE****					TOT under 18	***RACE***				
			13 14	15	16	17	Wht		Blk	Ind	Asn	Esk	
CLASS													
Forgery	M		2	1	2	5	10	10	1	1			
10	F				2		2						
Fraud	M												
11	F												
Embezzlmt.	M			1			1	1					
12	F												
Stln. Prop.	M		4		1	1	6	5	1				
13	F												
Vandalism	M	24	15	10	3	6	58	54	1	12			
14	F	5	3	1			9						
Weapons	M	1				1	2	1		1			
15	F												
Prostitution	M												
16	F												
Sex Off.	M	1	6	7	4	2	20	14	1	9			
17	F	1		2		1	4						
Drug Abuse	M			2	2	3	7	7		1			
Gr. Tot.	F				1		7						
18													
Gambling	M												
19	F												

7
1
8

AGE, SEX AND RACE OF PERSON ARRESTED

UNDER 18 YEARS OF AGE

OFFENSE	SEX	12/ Und	****AGE****					TOT under 18	***RACE***				
			13 14	15	16	17	Wht		Blk	Ind	Asn	Esk	
CLASS													
Family/Child	M												
20	F												
Driv. Inflc.	M			2	1	8	11	17					
21	F			1		5	6						
Liquor Laws	M	3	7	19	33	70	132	146			46		
22	F		8	12	20	20	60						
Drunkenness	M												
23	F												
Disor. Cond.	M												
24	F												
Vagrancy	M												
25	F												
All Other	M	3	26	13	32	41	115	93	1	30	3		
26	F		2	3	3	4	12						
Suspicion	M												
27	F												
Curfew	M												
28	F												
Runaways	M												
29	F												
TOTAL	M	80	149	113	141	216	699	644	7	194	4		
	F	26	27	23	34	40	150						
Grand Total		106	176	136	175	256	849	644	7	194	4		

RETURN A - COUNT OF OFFENSES KNOWN TO POLICE

(1) CLASSIFICATION OF OFFENSES	(2) OFFENSES REPORTED OR KNOWN	(3) UNFOUNDED FALSE OR BASELESS	(4) NUMBER OF ACTUAL OFFENSES	(5) TOTAL OFFENSES CLEARED BY ARREST OR EXCEPT	(6) NUMBER OF CLEARANCES PERSONS UNDER 18
1. Criminal Homicide					
A. Murder & Nonneg Mansl	14		14	10	3
B. Mansl By Negligence					
2. Forcible Rape	TOTAL 211	18	193	17	2
A. Rape By Force	180	16	164	12	1
B. Attempts To Commit Forc. Rape	31	2	29	5	1
3. Robbery	TOTAL 381	10	371	51	4
A. Firearm	161	3	158	21	1
B. Knife Or Cutting Instrument	35		35	4	
C. Other Dangerous Weapon	32	1	31	6	1
D. Strong-Arm (Hands, Fist, Feet)	153	6	147	20	2
4. Assault	TOTAL 2,309	118	2,191	690	58
A. Firearm	197	3	194	58	3
B. Knife Or Cutting Instrument	154	3	151	45	6
C. Other Dangerous Weapon	159	1	158	47	8
D. Hands, Fist, Feet - aggravated	103		103	33	4
E. Other Assaults - simple	1,696	111	1,585	507	37
5. Burglary	TOTAL 2,958	66	2,892	159	99
A. Forcible Entry	1,802	31	1,771	121	77
B. Unlawful Entry-No Force	916	33	883	33	20
C. Attempted Forcible Entry	240	2	238	5	2
6. Larceny - Theft (Except Motor Veh)	TOTAL 9,339	185	9,154	1,908	794
7. Motor Vehicle Theft	TOTAL 1,437	45	1,392	70	34
A. Autos	852	32	820	39	23
B. Trucks And Buses	398	11	387	12	5
C. Other Vehicles	187	2	185	19	6
GRAND TOTAL	16,649	442	16,207	2,905	994

PROPERTY STOLEN BY CLASSIFICATION

CLASSIFICATION OF OFFENSES

NUMBER OF
ACTUAL OFFENSESVALUE OF
PROPERTY STOLEN

1. Murder/Nonneg Mansl	14	\$	
2. Forcible Rape (TOTAL)	193	\$	
3. Robbery			
A. Highway (Street, Alleys, Etc.)	56	\$	26,778
B. Commercial House (Ex. C,D,F)	69		37,195
C. Gas or Service Station	8		1,991
D. Chain Store	79		7,924
E. Residence (Anywhere on Prem)	18		15,077
F. Bank	8		23,894
G. Miscellaneous	133		58,882
TOTAL ROBBERY	371	\$	171,741
4. Assault - Not Applicable		\$	
5. Burglary - Breaking or Entering			
A. Residence (Dwelling)		\$	
1. Night (6 p.m. - 6 a.m.)	510	\$	501,756
2. Day (6 a.m. - 6 p.m.)	586		595,847
3. Unknown	477		372,086
B. Nonresidence (store, off, etc.)			
1. Night (6 p.m. - 6 a.m.)	689		499,743
2. Day (6 a.m. - 6 p.m.)	100		58,498
3. Unknown	530		620,269
TOTAL BURGLARY	2,892	\$	2,648,199
6. Larceny - Theft (Except Veh)			
A. \$200 and over	1,731	\$	2,718,701
B. \$50 to \$200	642		63,938
C. Under \$50	6,781		344,872
TOTAL LARCENY	9,154	\$	3,127,511
7. Motor Vehicle Theft	1,392	\$	6,104,954
GRAND TOTAL ALL		\$	12,052,405
6X. Nature of Larcenies under 6			
A. Pocket - picking	68	\$	22,141
B. Purse - snatching	29		68,619
C. Shoplifting	2,404		127,315
D. From Motor Vehicles	1,871		716,579
E. Motor Vehicle Parts and Acc.	531		137,645
F. Bicycles	819		46,767
G. From Buildings (except C & H)	2,274		1,396,089
H. From any Coin-Op Machines	59		5,622
I. All Other	1,099		606,734
TOTAL LARCENIES	9,154	\$	3,127,511
7X. Motor Vehicles Recovered			
A. Number Stolen Locally and Recovered Locally	974		
B. Number Stolen Locally & Recovered Other Jurisdiction	75		
C. Total Locally Stolen Motor Vehicles Recovered	1,049		
D. Number Stolen Out of Town, Recovered Locally	4		

AGENCY: Anchorage Police Department

Months of 01-85 to 12-85

PROPERTY BY TYPE AND VALUE

<u>TYPE OF PROPERTY</u>	<u>VALUE OF PROPERTY STOLEN AND RECOVERED IN YOUR JURISDICTION</u>	
(1)	STOLEN (2)	RECOVERED (3)
A. Currency, Notes, Etc.	\$ 972,849	\$ 35,960
B. Jewelry and Precious Metals	1,412,304	54,487
C. Clothing and Furs	363,819	39,129
D. Locally Stolen Motor Vehicles	5,500,524	5,123,000
E. Office Equipment	270,086	17,277
F. Television, Radios, Cameras, Etc.	716,287	31,545
G. Firearms	186,044	9,478
H. Household Goods	166,266	12,977
I. Consumable Goods	50,201	9,479
J. Livestock	0	0
K. Miscellaneous	2,414,025	141,143
TOTAL	\$ 12,052,405	\$ 5,474,475

AGE, SEX AND RACE OF PERSON ARRESTED

18 YEARS OF AGE AND OVER

OFFENSE	CLASS	SEX	** AGE **														TOT	** RACE **					
			18	19	20	21	22	23	24	25 29	30 34	35 39	40 44	45 49	50 54	55 59		60 64	65 OV	WHT	BLK	IND	ASN
Murder	01A	M F		3		2					1					1	1		8	5	3		
Manslaught.	01B	M F																					
Rape	02	M F			1		1	2	1	3	4	2							14	6	2	6	
Robbery	03	M F			3	7	6	3	1	14 1	5	3	1						43 4	22	17	7	1
Agg. Assault	04	M F	7 1	3	7	5	12	3 2	5	49 2	27 2	23 3	13	7	1 1	1	1		164 11	106	35	30	4
Burglary	05	M F	23	12	7	8 1	5	6 1	6	24	10	2 1	3	1					107 3	78	18	13	1
Larceny	06	M F	63 16	55 21	41 13	35 23	49 17	45 25	38 17	149 62	115 49	97 20	52 15	36 9	22 5	20 6	18 3	4 2	839 303	723	108	201	30
MV. Theft	07	M F	3	6 1	2 1	3	6 2		2	8 1	3								33 5	28	3	7	
Oth Asslts.	08	M F	12 2	9	7 3	18 1	29 6	27 7	25	121 15	75 6	52 4	19 3	18 2	5	6	1	3	427 49	316	87	66	7
Arson	09	M F									1								1	1			
Forgery	10	M F	1		2 1	3 13	2 1	5 1		4 3	4 2	1	1		1				24 21	21	9	15	
Fraud	11	M F	1	3	2 1	1	1	4 4	3 1	5 3	11 1	7 2	3 1	6			1		48 13	35	6	19	1
Embezzlmt.	12	M F	1		2				1	2 1	2 2			1					8 7	13	1	1	
StIn. Prop.	13	M F																			1		
Vandalism	14	M F	11	9 1	11 3	9 1	8 3	6 2	9 1	31 6	17 6	17 1	8	2 2		2		1	141 27	108	15	42	3
Weapons	15	M F	8	15	6	9 2	6 1	7 2	9 1	28 6	21 2	9 1	9	1 1	3	1	1		133 16	110	22	15	2

AGENCY: Anchorage Police Department

Months of 1-85 - 12-85

AGE, SEX AND RACE OF PERSON ARRESTED

18 YEARS OF AGE AND OVER

OFFENSE	CLASS	SEX	* * AGE * *														TOT	* * RACE * *				
			18	19	20	21	22	23	24	25 29	30 34	35 39	40 44	45 49	50 54	55 59		60 64	65 OV	WHT	BLK	IND
Prostitut.	16	M F				1 16	1 24			1 26	2 9		1				1	7 133	81	50	9	
Sex Offns.	17	M F		1		1	3		2	12	7	2 1		5	1	2		36 2	22	5	11	
Drug/Total	18	M F	14	13 2	9	13 2	14 2	13	16	46 3	29 2	11 2	5 1	3		1		187 14	130	54	14	3
Sale Total		M F	5	5	1	8	4 1	1	6	16 1	12	3	2	1		1		65 2	44	20	3	
Narcotics	A	M F				1			1		5		1					8	3	5		
Marijuana	B	M F	5	5	1	5	3 1	1	3	8	6	2		1		1		41 1	32	8	2	
Synthetic	C	M F								3			1					4	2	2		
Dangerous	D	M F				2	1		2	5 1	1	1						12 1	7	5	1	
Possess. Tot		M F	9	8 2	8	5 2	10 1	12	10	30 2	17 2	8 2	3 1	2				122 12	86	34	11	3
Narcotics	E	M F	1	1	3	2	1	2		8	4 1	3	1 1					26 2	17	9	2	
Marijuana	F	M F	8	7 1	5	3 2	8 1	10	10	22 2	13 1	5 1	2	2				95 8	66	25	9	3
Synthetic	G	M F					1											1	1			
Dangerous	H	M F		1								1						2				
Gambl Tot.	19	M F					1 3	3	4	12 3	5 3	4	8 1	1		1		39 10	48		1	
Bookmaking	A	M F																				
Numbers	B	M F								1								1	1			

AGENCY: Anchorage Police Department

Months of 1-85 - 12-85

AGE, SEX AND RACE OF PERSON ARRESTED

18 YEARS OF AGE AND OVER

OFFENSE	CLASS	SEX	** AGE **															TOT	** RACE **				ASN	ESK
			18	19	20	21	22	23	24	25 29	30 34	35 39	40 44	45 49	50 54	55 59	60 64		65 OV	WHT	BLK	IND		
Oth Gamb.	C	M F					1 3	3	4	11 3	5 3	4	8 1	1		1			38 10	47		1		
Family/Chld	20	M F								1	1 1	1							3 1	4				
Driv. Inflic.	21	M F	26 2	20 6	33 9	62 12	64 17	57 10	75 15	273 41	219 32	109 24	96 10	50 4	28 6	21 1	10 3	6 1	1,149 193	1,084	68	169	21	
Liquor	22	M F	15 3	6	3	4 1		2 1		16 3	8	9 1	7 1	2	3	1	1		77 10	56	1	30		
Drunkenness	23	M F			4		1	4 2	5	8 3	11	5 1	7 1	1 1	1	1	3		51 11	21	18	23		
Disorderly	24	M F	10 2	27 3	15 5	28 8	26 4	25 3	23 8	116 32	62 17	44 1	21 3	12 3	2	6	1	1	419 89	298	47	161	2	
All Other	26	M F	56 11	82 13	73 10	111 18	116 20	120 26	108 17	395 66	269 37	153 21	71 8	45 7	33 1	11	6 2	4	1,653 257	1,321	246	331	12	
TOTAL			298	322	285	419	453	431	408	1,595	1,080	639	370	219	115	82	52	23	6,791	4,637	896	1,171	87	

AGENCY: Anchorage Police Department

Months of 1-85 - 12-85

AGE, SEX AND RACE OF PERSON ARRESTED

UNDER 18 YEARS OF AGE

OFFENSE	CLASS	SEX	10/ UNDER	11 12	13 14	** AGE ** 15	16	17	TOTAL UNDER 18	WHITE	BLACK	** RACE ** IND	ASIAN	ESKIMO
Murder	01A	M F			1				1	1				
Manslaught.	01B	M F												
Rape	02	M F					1		1		1			
Robbery	03	M F				1	3	4	8	5	3			
Agg. Assault	04	M F		3	4 2	2 3	5 1	5 1	19 7	18	4	4		
Burglary	05	M F	4	10 1	37 12	41 2	32 1	19 2	143 18	129	10	21	1	
Larceny	06	M F	40 4	96 35	198 102	136 60	104 55	105 32	679 288	785	87	79	16	
MV. Theft	07	M F		1	22 3	8 2	10 2	6	47 7	40	11	3		
Oth Asslts.	08	M F		2	6 3	9 5	7 6	6 1	30 15	40	2	2	1	
Arson	09	M F	3	1	1	1	1		7	4	1	2		
Forgery	10	M F					1 1	3	1 4	4	1			
Fraud	11	M F			1	1	2	2	6	6				
Embezzlmt.	12	M F			1			1	2	2				
Stln. Prop.	13	M F												
Vandalism	14	M F	2	12	13 3	17 3	7 1	12 4	63 11	55	6	13		
Weapons	15	M F		3	6 1		9 1	4	22 2	22	2			

AGENCY: Anchorage Police Department

Months of 1-85 - 12-85

AGE, SEX AND RACE OF PERSON ARRESTED

OFFENSE	CLASS	SEX	UNDER 18 YEARS OF AGE						TOTAL UNDER 18	WHITE	BLACK	** RACE **			ESKIMO
			10/ UNDER	11 12	13 14	** AGE ** 15	16	17				IND	ASIAN		
Oth. Gamb1.	C	M F													
Family/Chld	20	M F													
Driv. Inflc.	21	M F			1 1	1	6 1	8 4	16 6	19	2	1			
Liquor	22	M F			5 4	10 3	5 8	14 6	34 21	48	2	4	1		
Drunkenness	23	M F			2		2	1	5	4	1				
Disorderly	24	M F			4 2	8 2	6 1	7 4	25 11	32	2	2			
All Other	26	M F	1	3 1	25 10	35 7	25 5	39 8	128 31	132	12	15			
Suspicion	27	M F						1	1	1					
Curfew	28	M F		9 2	29 7	13	1		51 10	48	3	10			
Runaway	29	M F			1	1			1 1	2					
TOTAL			54	188	559	416	345	317	1,879	1,532	157	170	20		

AGENCY: Bethel Police Department

Month of 1-85 - 12-85

OFFENSES KNOWN TO POLICE

(1) CLASSIFICATION OF OFFENSES	(2) OFFENSES REPORTED OR KNOWN	(3) UNFOUNDED FALSE OR BASELESS	(4) NUMBER OF ACTUAL OFFENSES	(5) TOTAL OFFENSES CLEARED BY ARREST OR EXCEPT	(6) NUMBER OF CLEARANCES PERSONS UNDER 18
1. Criminal Homicide					
A. Murder & Nonneg Mansl.	1	1			
B. Mansl By Negligence					
2. Forcible Rape	5	2	3	3	
A. Rape By Force	4	1	3	3	
B. Attempts To Commit Forc. Rape	1	1			
3. Robbery	TOTAL				
A. Firearm					
B. Knife Or Cutting Instrument					
C. Other Dangerous Weapon					
D. Strong-Arm (Hands, Fist, Feet)					
4. Assault	TOTAL	188	3	185	9
A. Firearm	3		3	3	
B. Knife Or Cutting Instrument	12		12	9	1
C. Other Dangerous Weapon	3		3	3	
D. Hands, Fist, Feet - Aggravated	71		71	64	3
E. Other Assaults - Simple	99	3	96	88	5
5. Burglary	TOTAL	60	60	18	3
A. Forcible Entry	24		24	8	
B. Unlawful Entry - No Force	34		34	8	2
C. Attempted Forcible Entry	2		2	2	1
6. Larceny - Theft (Except Motor Veh)	TOTAL	204	7	197	8
7. Motor Vehicle Theft	TOTAL	89	4	85	2
A. Autos	8	1	7	6	
B. Trucks and Buses	10		10	5	
C. Other Vehicles	71	3	68	20	2
GRAND TOTAL	547	17	530	332	22

PROPERTY STOLEN BY CLASSIFICATION

CLASSIFICATION OF OFFENSES	NUMBER OF ACTUAL OFFENSES	VALUE OF PROPERTY STOLEN
1. Murder/Noneg Mansl		\$
2. Forcible Rape (TOTAL)	3	\$
3. Robbery		
A. Highway (Street, Alleys, Etc.)		\$
B. Commercial House (Ex. C, D, F)		
C. Gas or Service Station		
D. Chain Store		
E. Residence (Anywhere on Prem)		
F. Bank		
G. Miscellaneous		
TOTAL ROBBERY		\$
4. Assault - Not Applicable		
5. Burglary - Breaking or Entering		
A. Residence (Dwelling)		
1. Night (6 p.m. - 6 a.m.)	7	\$ 3,283
2. Day (6 a.m. - 6 p.m.)	7	493
3. Unknown	12	4,995
B. Nonresidence (store, off, etc.)		
1. Night (6 p.m. - 6 a.m.)	19	4,161
2. Day (6 a.m. - 6 p.m.)	2	105
3. Unknown	13	9,257
TOTAL BURGLARY	60	\$ 22,294
6. Larceny - Theft (Except Veh)		
A. \$200 and over	91	\$ 77,804
B. \$50 to \$200	45	4,565
C. Under \$50	61	557
TOTAL LARCENY	197	\$ 82,926
7. Motor Vehicle Theft	85	\$ 185,325
GRAND TOTAL ALL		\$ 290,545
6X. Nature of Larcenies under 6		
A. Pocket - picking	10	\$ 2,665
B. Purse - snatching	5	856
C. Shoplifting	52	933
D. From Motor Vehicles	4	1,100
E. Motor Vehicle Parts and Acc.	4	614
F. Bicycles	30	6,260
G. From Buildings (except C & H)	40	9,749
H. From any Coin-Op Machines	2	150
I. All Other	50	60,599
TOTAL LARCENIES	197	\$ 82,926
7X. Motor Vehicles Recovered		
A. Number Stolen Locally and Recovered Locally	45	
B. Number Stolen Locally & Recovered Other Jurisdictions		
C. Total Locally Stolen Motor Vehicles Recovered	45	
D. Number Stolen Out of Town, Recovered Locally		

AGENCY: Bethel Police Department

Month of 1-85 - 12-85

PROPERTY BY TYPE AND VALUE

<u>TYPE OF PROPERTY</u> (1)	<u>VALUE OF PROPERTY STOLEN AND RECOVERED IN YOUR JURISDICTION</u>	
	STOLEN (2)	RECOVERED (3)
A. Currency, Notes, Etc.	\$ 19,411	\$ 1,283
B. Jewelry and Precious Metals	1,406	250
C. Clothing and Furs	1,453	546
D. Locally Stolen Motor Vehicles	185,325	121,200
E. Office Equipment	500	0
F. Television, Radios, Cameras, Etc.	2,608	599
G. Firearms	3,065	2,765
H. Household Goods	345	0
I. Consumable Goods	642	77
J. Livestock	0	0
K. Miscellaneous	75,790	28,965
TOTALS	\$ 290,545	\$ 155,685

AGENCY: Bethel Police Department

Months of 1-85 - 12-85

AGE, SEX AND RACE OF PERSON ARRESTED

18 YEARS OF AGE AND OVER

OFFENSE	CLASS	SEX	18	19	20	21	22	23	24	* * AGE * *		35	40	45	50	55	60	65	TOT	* * RACE * *				
										25	30									WHT	BLK	IND	ASN	ESK
										29	34	39	44	49	54	59	64	OV						
Murder	01A	M																						
		F																						
Manslaught.	01B	M																						
		F																						
Rape	02	M								2	1	3							6					6
		F																						
Robbery	03	M																						
		F																						
Agg. Assault	04	M		2	1	4		3	2	10	10	8	4			1			45	8		2	1	40
		F		2	1	1				3								6						
Burglary	05	M			1	1		1	1		1								5					5
		F																						
Larceny	06	M				2	1	2	2	6	6	3	1	7	3	1			34	3		1		34
		F		1	1		2											4						
MV. Theft	07	M			1		1			1	1	1							5					5
		F																						
Oth Asslts.	08	M		2		1	2	3	2	13	14	6	3	1	1	2			50	8	1	3	1	43
		F					1	2	2		1							6						
Arson	09	M																						1
		F											1						1					
Forgery	10	M								1														1
		F																						
Fraud	11	M						1			1		1						3	1				3
		F		1															1					
Embezzlmt.	12	M																						
		F																						
Stln. Prop.	13	M																						
		F																						
Vandalism	14	M		2	3	1		1	2	4	7	1	1		1				23	1				31
		F	2	2	1	2				2									9					
Weapons	15	M	1	1		1	1	2		1	4								11	5				6
		F																						

AGENCY: Bethel Police Department

Months of 1-85 - 12-85

AGE, SEX AND RACE OF PERSON ARRESTED

18 YEARS OF AGE AND OVER

OFFENSE	CLASS	SEX	AGE																	RACE				
			18	19	20	21	22	23	24	25	30	35	40	45	50	55	60	65	TOT	WHT	BLK	IND	ASN	ESK
Oth Gamb1.	C	M																						
		F																						
Family/Chld	20	M															1							2
		F								1									1					
Driv. Inflc.	21	M	3		2	2	2	2	5	11	16	6	5	4	2				60	10	1	4	2	58
		F		1	1	2	1	2		3	3		2					15						
Liquor	22	M	9	10	4	1		2		4	2	1	2				1		36	4	1	2		42
		F	7	5								1						13						
Disorderly	24	M		2	1	3	5	2	1	12	7	5	6	1	3			1	49	6		2		54
		F			1	1			1	3	2	3	1	1				13						
All Other	26	M		1	7	4	4		2	15	10	6	4	2		1		56	7	1	1	1	54	
		F						1	1	3		2	1				8							
TOTAL			25	34	24	30	24	24	21	100	89	49	34	17	10	7	1	489	61	4	15	5	404	

AGE, SEX AND RACE OF PERSON ARRESTED

UNDER 18 YEARS OF AGE

OFFENSE	CLASS	SEX	10/ UNDER	11 12	13 14	** AGE ** 15	16	17	TOTAL UNDER 18	WHITE	BLACK	** RACE ** IND	ASIAN	ESKIMO
Murder	01A	M F												
Manslaught.	01B	M F												
Rape	02	M F												
Robbery	03	M F												
Agg. Assault	04	M F			1		1	1	3	1				2
Burglary	05	M F			5	1			6			1		5
Larceny	06	M F	1	3	3 1	1	1	3	12 1	2				11
MV. Theft	07	M F			1				1					1
Oth Asslts.	08	M F			3 1	1		2	5 2	2				5
Arson	09	M F	2	2					4	1				3
Forgery	10	M F												
Fraud	11	M F												
Embezzlmt.	12	M F												
Stln. Prop.	13	M F												
Vandalism	14	M F			8	1		1	10	4				6
Weapons	15	M F												

AGENCY: Bethel Police Department

Month of 1-85 - 12-85

AGE, SEX AND RACE OF PERSON ARRESTED

UNDER 18 YEARS OF AGE

OFFENSE	CLASS	SEX	10/ UNDER	11 12	13 14	** AGE ** 15	16	17	TOTAL UNDER 18	WHITE	BLACK	** RACE ** NAT	ASIAN	ESKIMO
Prostitut.	16	M F												
Sex Offns.	17	M F			2	1		1	4	1				3
Drug/Total	18	M F		1		1			1 1					2
Sale Total		M F												
Narcotics	A	M F												
Marijuana	B	M F												
Synthetic	C	M F												
Dangerous	D	M F												
Possess. Tot		M F		1		1			1 1					2
Narcotics	E	M F												
Marijuana	F	M F		1		1			1 1					2
Synthetic	G	M F												
Dangerous	H	M F												
Gambl Tot.	19	M F												
Bookmaking	A	M F												

AGENCY: Bethel Police Department

Month of 1-85 - 12-85

AGE, SEX AND RACE OF PERSON ARRESTED

UNDER 18 YEARS OF AGE

OFFENSE	CLASS	SEX	10/ UNDER	11 12	13 14	* * AGE * *			16	17	TOTAL UNDER 18	WHITE	BLACK	* * RACE * *			IND	ASIAN	ESKIMO
Numbers	B	M F					15												
Oth. Gamb1.	C	M F																	
Family/Chld	20	M F																	
Driv. Inflc.	21	M F								1	1								1
Liquor	22	M F			2 7	3 8		7 10	8 4		20 29	2				2			45
Disorderly	24	M F			3					1	4	1							3
All Other	26	M F			3	2		1	2		8	1				1			6
Curfew	28	M F		1	9 2	4		1			15 2	3							14
Runaway	29	M F			3 2						3 2	1							4
TOTAL			3	7	56	23		21	24		134	19				4			111

Police Disposition of Juveniles 134
 1. Handled within Dept. and Released 40
 2. Referred to Juv. Court/Prob Dept. 94
 3. Referred to Welfare Agency 0
 4. Referred to Other Police Agency 0
 5. Referred to Criminal or Adult Crt 0

AGENCY: Bristol Bay Police Department

Months of Oct, Nov, Dec '85

(1) CLASSIFICATION OF OFFENSES	OFFENSES KNOWN TO POLICE				
	(2) OFFENSES REPORTED OR KNOWN	(3) UNFOUNDED FALSE OR BASELESS	(4) NUMBER OF ACTUAL OFFENSES	(5) TOTAL OFFENSES CLEARED BY ARREST OR EXCEPT	(6) NUMBER OF CLEARANCES PERSONS UNDER 18
1. Criminal Homicide					
A. Murder & Nonneg Mansl					
B. Mansl By Negligence					
2. Forcible Rape	TOTAL				
A. Rape By Force					
B. Attempts To Commit Forc. Rape					
3. Robbery	TOTAL				
A. Firearm					
B. Knife Or Cutting Instrument					
C. Other Dangerous Weapon					
D. Strong-Arm (Hands, Fist, Feet)					
4. Assault	TOTAL	2	2		
A. Firearm					
B. Knife Or Cutting Instrument					
C. Other Dangerous Weapon					
D. Hands, Fist, Feet - Aggravated		2	2		
E. Other Assaults - Simple					
5. Burglary	TOTAL	6	6	1	
A. Forcible Entry		2	2	1	
B. Unlawful Entry - No Force		4	4		
C. Attempted Forcible Entry					
6. Larceny - Theft (Except Motor Veh)	TOTAL	5	1	4	1
7. Motor Vehicle Theft	TOTAL	6	2	4	1
A. Autos		2	1	1	1
B. Trucks and Buses					
C. Other Vehicles		4	1	3	
GRAND TOTAL		19	3	16	3

PROPERTY STOLEN BY CLASSIFICATION

CLASSIFICATION OF OFFENSES	NUMBER OF ACTUAL OFFENSES	VALUE OF PROPERTY STOLEN
1. Murder/Noneg Mansl		\$
2. Forcible Rape (TOTAL)		\$
3. Robbery		
A. Highway (Street, Alleys, Etc.)		\$
B. Commercial House (Ex. C, D, F)		
C. Gas or Service Station		
D. Chain Store		
E. Residence (Anywhere on Prem)		
F. Bank		
G. Miscellaneous		
TOTAL ROBBERY		
4. Assault - Not Applicable		
5. Burglary - Breaking or Entering		
A. Residence (Dwelling)		
1. Night (6 p.m. - 6 a.m.)	2	\$ 950
2. Day (6 a.m. - 6 p.m.)		
3. Unknown	3	100
B. Nonresidence (store, off, etc.)		
1. Night (6 p.m. - 6 a.m.)		
2. Day (6 a.m. - 6 p.m.)		
3. Unknown	1	
TOTAL BURGLARY	6	\$ 1,050
6. Larceny - Theft (Except Veh)		
A. \$200 and over	3	\$ 300
B. \$50 to \$200	1	700
C. Under \$50		
TOTAL LARCENY	4	\$ 1,000
7. Motor Vehicle Theft	4	\$ 4,700
GRAND TOTAL ALL		\$ 6,750
6X. Nature of Larcenies under 6		
A. Pocket - picking		\$
B. Purse - snatching		
C. Shoplifting		
D. From Motor Vehicles		
E. Motor Vehicle Parts and Acc.		
F. Bicycles		
G. From Buildings (except C & H)	3	300
H. From any Coin-Op Machines		
I. All Other	1	700
TOTAL LARCENIES	4	\$ 1,000
7X. Motor Vehicles Recovered		
A. Number Stolen Locally and Recovered Locally		
B. Number Stolen Locally & Recovered Other Jurisdictions	1	
C. Total Locally Stolen Motor Vehicles Recovered	1	
D. Number Stolen Out of Town, Recovered Locally		

AGENCY: Bristol Bay Police Department

Months of Oct, Nov, Dec '85

PROPERTY BY TYPE AND VALUE

<u>TYPE OF PROPERTY</u>	<u>VALUE OF PROPERTY STOLEN AND RECOVERED IN YOUR JURISDICTION</u>	
(1)	STOLEN (2)	RECOVERED (3)
A. Currency, Notes, Etc.	\$ 300	\$ 300
B. Jewelry and Precious Metals	0	0
C. Clothing and Furs	0	0
D. Locally Stolen Motor Vehicles	4,700	3,000
E. Office Equipment	0	0
F. Television, Radios, Cameras, Etc.	0	0
G. Firearms	500	0
H. Household Goods	950	850
I. Consumable Goods	0	0
J. Livestock	0	0
K. Miscellaneous	300	0
TOTALS	\$ 6,750	\$ 4,150

SEX

* * RACE * *

[illegible]

AGENCY: Bristol Bay Police Department

Months of Oct, Nov, Dec '85

AGE, SEX AND RACE OF PERSON ARRESTED

18 YEARS OF AGE AND OVER

OFFENSE	CLASS	SEX	** AGE **													** RACE **								
			18	19	20	21	22	23	24	25 29	30 34	35 39	40 44	45 49	50 54	55 59	60 64	65 OV	TOT	WHT	BLK	IND	ASN	ESK
Prostitut.	16	M F																						
Sex Offns.	17	M F																						
Drug/Total	18	M F			1													1	1					
Sale Total		M F			1													1	1					
Narcotics	A	M F			1													1	1					
Marijuana	B	M F																						
Synthetic	C	M F																						
Dangerous	D	M F																						
Possess. Tot		M F																						
Narcotics	E	M F																						
Marijuana	F	M F																						
Synthetic	G	M F																						
Dangerous	H	M F																						
Gambl Tot.	19	M F																						
Bookmaking	A	M F																						
Numbers	B	M F																						

AGENCY: Bristol Bay Police Department

Months of Oct., Nov, Dec '85

AGE, SEX AND RACE OF PERSON ARRESTED

18 YEARS OF AGE AND OVER

OFFENSE	CLASS	SEX	18 YEARS OF AGE AND OVER													TOT	** RACE **						
			18	19	20	21	22	23	24	25 29	30 34	35 39	40 44	45 49	50 54		55 59	60 64	65 OV	WHT	BLK	IND	ASN
Oth Gamb1.	C	M F																					
Family/Chld	20	M F																					
Driv. Inflc.	21	M F			1			1		1	1	1						4 1	3		2		
Liquor	22	M F																					
Disorderly	24	M F								1								1	1				
All Other	26	M F																					
TOTAL			1		2			1		2	2	1						9	7		2		

AGENCY: Bristol Bay Police Department

Months of Oct, Nov, Dec. '85

AGE, SEX AND RACE OF PERSON ARRESTED

UNDER 18 YEARS OF AGE

OFFENSE	CLASS	SEX	10/ UNDER	11 12	13 14	* * AGE * *	15	16	17	TOTAL UNDER 18	WHITE	BLACK	* * RACE * *	IND	ASIAN	ESKIMO
Murder	01A	M F														
Manslaught.	01B	M F														
Rape	02	M F														
Robbery	03	M F														
Agg. Assault	04	M F														
Burglary	05	M F														
Larceny	06	M F														
MV. Theft	07	M F														
Oth Asslts.	08	M F														
Arson	09	M F														
Forgery	10	M F														
Fraud	11	M F														
Embezzlmt.	12	M F														
Stln. Prop.	13	M F														
Vandalism	14	M F						3		3	1			2		
Weapons	15	M F														

AGENCY: Bristol Bay Police Department

Months of Oct., Nov., Dec. '85

AGE, SEX AND RACE OF PERSON ARRESTED

UNDER 18 YEARS OF AGE

OFFENSE	CLASS	SEX	10/ UNDER	* * AGE * *			16	17	TOTAL UNDER 18	WHITE	* * RACE * *			
				11 12	13 14	15					BLACK	IND	ASIAN	ESKIMO
Prostitut.	16	M F												
Sex Offns.	17	M F		NO ARRESTS FOR BRISTOL BAY IN THESE AGE GROUPS										
Drug/Total	18	M F												
Sale Total		M F												
Narcotics	A	M F												
Marijuana	B	M F												
Synthetic	C	M F												
Dangerous	D	M F												
Possess. Tot		M F												
Narcotics	E	M F												
Marijuana	F	M F												
Synthetic	G	M F												
Dangerous	H	M F												
Gamb1 Tot.	19	M F												
Bookmaking	A	M F												
Numbers	B	M F												

AGENCY: Bristol Bay Police Department

Months of Oct., Nov., Dec. '85

AGE, SEX AND RACE OF PERSON ARRESTED

UNDER 18 YEARS OF AGE

OFFENSE	CLASS	SEX	10/ UNDER	* * AGE * *			16	17	TOTAL UNDER 18	WHITE	BLACK	* * RACE * *			ASIAN	ESKIMO
				11 12	13 14	15						IND				
Oth. Gamb1.	C	M F														
Family/Chld	20	M F														
Driv. Inflc.	21	M F					1		1			1				
Liquor	22	M F														
Disorderly	24	M F														
All Other	26	M F														
Curfew	28	M F														
Runaway	29	M F														
TOTAL							4		4	1		3				

Police Disposition of Juveniles	4
1. Handled within Dept. and Released	1
2. Referred to Juv. Court/Prob Dept.	3
3. Referred to Welfare Agency	0
4. Referred to Other Police Agency	0
5. Referred to Criminal or Adult Crt	0

AGENCY: Cordova Police Department

Months of 01-85 To 05-85

OFFENSES KNOWN TO POLICE

(1)	(2)	(3)	(4)	(5)	(6)
CLASSIFICATION OF OFFENSES	OFFENSES REPORTED OR KNOWN	UNFOUNDED FALSE OR BASELESS	NUMBER OF ACTUAL OFFENSES	TOTAL OFFENSES CLEARED BY ARREST OR EXCEPT	NUMBER OF CLEARANCES PERSONS UNDER 18
1. Criminal Homicide					
A. Murder & Nonneg Mansl					
B. Mansl By Negligence					
2. Forcible Rape	TOTAL				
A. Rape By Force					
B. Attempts To Commit Forc. Rape					
3. Robbery	TOTAL				
A. Firearm					
B. Knife Or Cutting Instrument					
C. Other Dangerous Weapon					
D. Strong-Arm (Hands, Fist, Feet)					
4. Assault	TOTAL	5	5	5	
A. Firearm					
B. Knife Or Cutting Instrument					
C. Other Dangerous Weapon					
D. Hands, Fist, Feet - aggravated	2		2	2	
E. Other Assaults - Simple	3		3	3	
5. Burglary	TOTAL	5	4	3	
A. Forcible Entry	1	1			
B. Unlawful Entry-No Force	4		4	3	
C. Attempted Forcible Entry					
6. Larceny - Theft (Except Motor Veh)	TOTAL	25	2	23	13
7. Motor Vehicle Theft	TOTAL	6	6	6	
A. Autos					
B. Trucks And Buses	5		5	5	
C. Other Vehicles	1		1	1	
GRAND TOTAL	41	3	38	27	

PROPERTY STOLEN BY CLASSIFICATION		
CLASSIFICATION OF OFFENSES	NUMBER OF ACTUAL OFFENSES	VALUE OF PROPERTY STOLEN
1. Murder/Nonneg Mansl		\$
2. Forcible Rape (TOTAL)		\$
3. Robbery		\$
A. Highway (Street, Alleys, Etc.)		
B. Commercial House (Ex. C,D,F)		
C. Gas or Service Station		
D. Chain Store		
E. Residence (Anywhere on Prem)		
F. Bank		
G. Miscellaneous		
TOTAL ROBBERY		\$
4. Assault - Not Applicable		
5. Burglary - Breaking or Entering		
A. Residence (Dwelling)		\$
1. Night (6 p.m. - 6 a.m.)	2	
2. Day (6 a.m. - 6 p.m.)		
3. Unknown	2	
B. Nonresidence (store, off, etc.)		
1. Night (6 p.m. - 6 a.m.)		
2. Day (6 a.m. - 6 p.m.)		
3. Unknown		
TOTAL BURGLARY	4	\$
6. Larceny - Theft (Except Veh)		
A. \$200 and over	12	\$ 33,048
B. \$50 to \$200	5	350
C. Under \$50	6	85
TOTAL LARCENY	23	\$ 33,483
7. Motor Vehicle Theft	6	\$ 9,200
GRAND TOTAL ALL		\$ 42,683
6X. Nature of Larcenies under 6		
A. Pocket - picking	3	\$ 720
B. Purse - snatching		
C. Shoplifting		
D. From Motor Vehicles	2	4,000
E. Motor Vehicle Parts and Acc.	1	
F. Bicycles	1	100
G. From Buildings (except C & H)	12	27,138
H. From any Coin-Op Machines		
I. All Other	4	1,525
TOTAL LARCENIES	23	\$ 33,483
7X. Motor Vehicles Recovered		
A. Number Stolen Locally and Recovered Locally	2	
B. Number Stolen Locally & Recovered Other Jurisdiction		
C. Total Locally Stolen Motor Vehicles Recovered	2	
D. Number Stolen Out of Town, Recovered Locally		

AGENCY: Cordova Police Department

Months of 01-85 to 05-85

PROPERTY BY TYPE AND VALUE

<u>TYPE OF PROPERTY</u> (1)	<u>VALUE OF PROPERTY STOLEN AND RECOVERED IN YOUR JURISDICTION</u>	
	<u>STOLEN</u> (2)	<u>RECOVERED</u> (3)
A. Currency, Notes, Etc.	\$ 770	\$ 0
B. Jewelry and Precious Metals	14,000	0
C. Clothing and Furs	125	0
D. Locally Stolen Motor Vehicles	9,200	9,200
E. Office Equipment	0	0
F. Television, Radios, Cameras, Etc.	0	0
G. Firearms	0	0
H. Household Goods	50	0
I. Consumable Goods	287	0
J. Livestock	0	0
K. Miscellaneous	18,251	9,165
TOTALS	\$ 42,683	\$ 18,365

AGENCY: Cordova Police Department

Month of 01-85 - 05-85

AGE, SEX AND RACE OF PERSON ARRESTED

18 YEARS OF AGE AND OVER

OFFENSE	CLASS	SEX	AGE														TOT	WHT	RACE			ESK	
			18	19	20	21	22	23	24	25 29	30 34	** 35 39	** AGE ** 40 44	45 49	50 54	55 59			60 64	65 0V	BLK		IND
Murder	01A	M F																					
Manslaught.	01B	M F																					
Rape	02	M F																					
Robbery	03	M F																					
Agg. Assault	04	M F																					
Burglary	05	M F			2													2	1		1		
Larceny	06	M F				1												1	1				
MV. Theft	07	M F		1														1	1				
Oth Asslts.	08	M F								1	1							2	1			1	
Arson	09	M F																					
Forgery	10	M F																					
Fraud	11	M F																					
Embezzlmt.	12	M F																					
Stln. Prop.	13	M F																					
Vandalism	14	M F																					
Weapons	15	M F				1				1								2	1			1	

18 YEARS OF AGE AND OVER

[illegible]

AGENCY: Cordova Police Department

Month of 01-85 - 05-85

AGE, SEX AND RACE OF PERSON ARRESTED

18 YEARS OF AGE AND OVER

OFFENSE	CLASS	SEX	** AGE **														TOT	WHT	* * RACE * *				ESK
			18	19	20	21	22	23	24	25 29	30 34	35 39	40 44	45 49	50 54	55 59			60 64	65 OV	BLK	IND	
Family/Chld	20	M F																					
Driv. Inflc.	21	M F							2			1		1				4	4				
Liquor	22	M F		1														1 1			2		
Disorderly	24	M F																					
All Other	26	M F							1									1	1				
TOTAL			1	2	2	2			3	2	1	1		1				15	10		3	2	

UNDER 18 YEARS OF AGE

108

SEX			10/ UNDER	11 12	13 14	** AGE ** 15	16	17	TOTAL UNDER 18	WHITE	** RACE ** BLACK	IND	ASIAN	ESKIMO
OFFENSE	CLASS													
Murder	01A	M F												
Manslaught.	01B	M F	NO ARRESTS FOR CORDOVA IN THESE AGE GROUPS											
Rape	02	M F												
Robbery	03	M F												
Agg. Assault	04	M F												
Burglary	05	M F												
Larceny	06	M F												
MV. Theft	07	M F												
Oth Asslts.	08	M F												
Arson	09	M F												
Forgery	10	M F												
Fraud	11	M F												
Embezzlmt.	12	M F												
Stln. Prop.	13	M F												
Vandalism	14	M F												
Weapons	15	M F												

AGENCY: Cordova Police Department

Month of 01-85 - 05-85

AGE, SEX AND RACE OF PERSON ARRESTED

UNDER 18 YEARS OF AGE

		SEX															
OFFENSE	CLASS		10/ UNDER	11 12	13 14	** AGE ** 15	16	17	TOTAL UNDER 18	WHITE	** RACE ** BLACK	IND	ASIAN	ESKIMO			
Prostitut.	16	M F															
Sex Offns.	17	M F	NO ARRESTS FOR CORDOVA IN THESE AGE GROUPS														
Drug/Total	18	M F															
Sale Total		M F															
Narcotics	A	M F															
Marijuana	B	M F															
Synthetic	C	M F															
Dangerous	D	M F															
Possess. Tot		M F															
Narcotics	E	M F															
Marijuana	F	M F															
Synthetic	G	M F															
Dangerous	H	M F															
Gambl Tot.	19	M F															
Bookmaking	A	M F															
Numbers	B	M F															

AGENCY: Cordova Police Department

Month of 01-85 - 05-85

AGE, SEX AND RACE OF PERSON ARRESTED

UNDER 18 YEARS OF AGE

110

OFFENSE	CLASS	SEX	** AGE **						TOTAL UNDER 18	WHITE	* * RACE * *				ASIAN	ESKIMO
			10/ UNDER	11 12	13 14	15	16	17			BLACK	IND				
Oth. Gamb1.	C	M F														
Family/Chld	20	M F	NO ARRESTS FOR CORDOVA IN THESE AGE GROUPS													
Driv. Inflc.	21	M F														
Liquor	22	M F														
Disorderly	24	M F														
All Other	26	M F														
Curfew	28	M F														
Runaway	29	M F														

TOTAL

Police Disposition of Juveniles	0
1. Handled within Dept. and Released	0
2. Referred to Juv. Court/Prob Dept.	0
3. Referred to Welfare Agency	0
4. Referred to Other Police Agency	0
5. Referred to Criminal or Adult Crt	0

AGENCY: Craig Police Department

Month of 1-85 - 12-85

OFFENSES KNOWN TO POLICE

(1)	(2)	(3)	(4)	(5)	(6)
CLASSIFICATION OF OFFENSES	OFFENSES REPORTED OR KNOWN	UNFOUNDED FALSE OR BASELESS	NUMBER OF ACTUAL OFFENSES	TOTAL OFFENSES CLEARED BY ARREST OR EXCEPT	NUMBER OF CLEARANCES PERSONS UNDER 18
1. Criminal Homicide					
A. Murder & Nonneg Mansl					
B. Mansl By Negligence					
2. Forcible Rape	TOTAL				
A. Rape By Force					
B. Attempts To Commit Forc. Rape					
3. Robbery	TOTAL				
A. Firearm					
B. Knife Or Cutting Instrument					
C. Other Dangerous Weapon					
D. Strong-Arm (Hands, Fist, Feet)					
4. Assault	TOTAL	57	1	56	51
A. Firearm					3
B. Knife Or Cutting Instrument					
C. Other Dangerous Weapon	3		3	3	1
D. Hands, Fist, Feet - aggravated	15		15	15	1
E. Other Assaults - Simple	39	1	38	33	1
5. Burglary	TOTAL	16	16	8	1
A. Forcible Entry	2		2	1	
B. Unlawful Entry-No Force	13		13	6	1
C. Attempted Forcible Entry	1		1	1	
6. Larceny - Theft (Except Motor Veh)	TOTAL	67	2	65	28
7. Motor Vehicle Theft	TOTAL	3	3	2	
A. Autos	1		1	1	
B. Trucks And Buses					
C. Other Vehicles	2		2	1	
GRAND TOTAL	143	3	140	89	6

PROPERTY STOLEN BY CLASSIFICATION

CLASSIFICATION OF OFFENSES	NUMBER OF ACTUAL OFFENSES	VALUE OF PROPERTY STOLEN
1. Murder/Nonneg Mansl		\$
2. Forcible Rape (TOTAL)		\$
3. Robbery		\$
A. Highway (Street, Alleys, Etc.)		
B. Commercial House (Ex. C,D,F)		
C. Gas or Service Station		
D. Chain Store		
E. Residence (Anywhere on Prem)		
F. Bank		
G. Miscellaneous		
TOTAL ROBBERY		\$
4. Assault - Not Applicable		
5. Burglary - Breaking or Entering		
A. Residence (Dwelling)		\$
1. Night (6 p.m. - 6 a.m.)	3	
2. Day (6 a.m. - 6 p.m.)	1	
3. Unknown	3	400
B. Nonresidence (store, off, etc.)		
1. Night (6 p.m. - 6 a.m.)	2	310
2. Day (6 a.m. - 6 p.m.)	4	2,600
3. Unknown	3	1,378
TOTAL BURGLARY	16	\$ 4,688
6. Larceny - Theft (Except Veh)		
A. \$200 and over	33	\$ 23,527
B. \$50 to \$200	19	2,164
C. Under \$50	13	211
TOTAL LARCENY	65	\$ 25,902
7. Motor Vehicle Theft	3	\$ 1,350
GRAND TOTAL ALL		\$ 31,940
6X. Nature of Larcenies under 6		\$
A. Pocket - picking		
B. Purse - snatching	3	653
C. Shoplifting	5	413
D. From Motor Vehicles	10	3,129
E. Motor Vehicle Parts and Acc.	5	2,324
F. Bicycles	10	1,442
G. From Buildings (except C & H)	19	5,721
H. From any Coin-Op Machines		
I. All Other	13	12,220
TOTAL LARCENIES	65	\$ 25,902
7X. Motor Vehicles Recovered		
A. Number Stolen Locally and Recovered Locally	3	
B. Number Stolen Locally & Recovered Other Jurisdiction		
C. Total Locally Stolen Motor Vehicles Recovered	3	
D. Number Stolen Out of Town, Recovered Locally		

AGENCY: Craig Police Department

Month of 1-85 to 12-85

PROPERTY BY TYPE AND VALUE

<u>TYPE OF PROPERTY</u>	<u>VALUE OF PROPERTY STOLEN AND RECOVERED IN YOUR JURISDICTION</u>	
(1)	STOLEN (2)	RECOVERED (3)
A. Currency, Notes, Etc.	\$ 3,697	\$ 2,372
B. Jewelry and Precious Metals	2,890	0
C. Clothing and Furs	933	0
D. Locally Stolen Motor Vehicles	4,050	3,000
E. Office Equipment	30	0
F. Television, Radios, Cameras, Etc.	428	0
G. Firearms	710	310
H. Household Goods	875	0
I. Consumable Goods	3,112	300
J. Livestock	0	0
K. Miscellaneous	15,215	7,435
TOTALS	\$ 31,940	\$ 13,417

AGE, SEX AND RACE OF PERSON ARRESTED

18 YEARS OF AGE AND OVER

114

OFFENSE	CLASS	SEX	18	19	20	21	22	23	24	25 29	30 34	** AGE ** 35 39 40 44	45 49	50 54	55 59	60 64	65 OV	TOT	WHT	* * RACE * * BLK IND ASN ESK
Murder	01A	M F																		
Manslaught.	01B	M F																		
Rape	02	M F																		
Robbery	03	M F																		
Agg. Assault	04	M F		1	1	1		1		3	5 1							11 2	4	9
Burglary	05	M F				3												3		3
Larceny	06	M F			1			1			1	1	1					5	4	1
MV. Theft	07	M F																		
Oth Asslts.	08	M F		2 1	1	1				1	2							7 1	3	5
Arson	09	M F																		
Forgery	10	M F																		
Fraud	11	M F																		
Embezzlmt.	12	M F																		
Stln. Prop.	13	M F																		
Vandalism	14	M F									1							1		1
Weapons	15	M F				1									1			2		2

AGENCY: Craig Police Department

Month of 1-85 - 12-85

AGE, SEX AND RACE OF PERSON ARRESTED

18 YEARS OF AGE AND OVER

OFFENSE	CLASS	SEX	** AGE **																	* * RACE * *					ESK
			18	19	20	21	22	23	24	25 29	30 34	35 39	40 44	45 49	50 54	55 59	60 64	65 OV	TOT	WHT	BLK	IND	ASN		
Prostitut.	16	M F																							
Sex Offns.	17	M F				1				1		1						3				3			
Drug/Total	18	M F		1	1					2	1							5	2	1	2				
Sale Total		M F																							
Narcotics	A	M F																							
Marijuana	B	M F																							
Synthetic	C	M F																							
Dangerous	D	M F																							
Possess. Tot		M F		1	1					2	1							5	2	1	2				
Narcotics	E	M F								1								1			1				
Marijuana	F	M F		1							1							2	1		1				
Synthetic	G	M F								1								1		1					
Dangerous	H	M F			1													1	1						
Gambl Tot.	19	M F																							
Bookmaking	A	M F																							
Numbers	B	M F																							
Oth Gambl.	C	M F																							

AGE, SEX AND RACE OF PERSON ARRESTED

18 YEARS OF AGE AND OVER

116

OFFENSE	CLASS	SEX	** AGE **															TOT	WHT	* * RACE * *			ESK
			18	19	20	21	22	23	24	25 29	30 34	35 39	40 44	45 49	50 54	55 59	60 64			65 OV	BLK	IND	
Family/Chld	20	M F																					
Driv. Inflc.	21	M F		1	2 2	1	5 1	1	3 2	4 2	14	10 2	5 1	3 2	3	1	1	1	55 12	41	2	24	
Liquor	22	M F	2 3	12 8	6 2	3		3		1	1		3	1	1			33 13	20		26		
Disorderly	24	M F				1	3	2	2	9 1	5 1	1		1		1		25 3	20		8		
All Other	26	M F			1	1	2			7				1				12	6		6		
TOTAL			5	26	17	13	11	8	7	28	34	15	12	8	4	3	1	1	193	100	3	90	

AGENCY: Craig Police Department

Month of 1-85 - 12-85

AGE, SEX AND RACE OF PERSON ARRESTED

UNDER 18 YEARS OF AGE

		SEX	** AGE **					* * RACE * *						
OFFENSE	CLASS		10/ UNDER	11 12	13 14	15	16	17	TOTAL UNDER 18	WHITE	BLACK	IND	ASIAN	ESKIMO
Murder	01A	M F												
Manslaught.	01B	M F												
Rape	02	M F												
Robbery	03	M F												
Agg. Assault	04	M F												
Burglary	05	M F					3		3			3		
Larceny	06	M F	1						1			1		
MV. Theft	07	M F												
Oth Asslts.	08	M F												
Arson	09	M F												
Forgery	10	M F												
Fraud	11	M F												
Embezzlmt.	12	M F												
Stln. Prop.	13	M F												
Vandalism	14	M F			3 1			2	5 1	4		2		
Weapons	15	M F												

AGENCY: Craig Police Department

Month of 1-85 - 12-85

AGE, SEX AND RACE OF PERSON ARRESTED

UNDER 18 YEARS OF AGE

OFFENSE	CLASS	SEX	** AGE **					TOTAL UNDER 18	WHITE	* * RACE * *			
			10/ UNDER	11 12	13 14	15	16			BLACK	IND	ASIAN	ESKIMO
Oth. Gamb1.	C	M F											
Family/Chld	20	M F											
Driv. Inflc.	21	M F						1	1				1
Liquor	22	M F			5 2	6 3	1 1	10 2	22 8	12			18
Disorderly	24	M F											
All Other	26	M F				1			1	1			
Curfew	28	M F			1		1		2	2			
Runaway	29	M F											
TOTAL			1	1	15	11	8	15	51	24			27

Police Disposition of Juveniles	51
1. Handled within Dept. and Released	35
2. Referred to Juv. Court/Prob Dept.	16
3. Referred to Welfare Agency	0
4. Referred to Other Police Agency	0
5. Referred to Criminal or Adult Crt	0

AGENCY: Dillingham Police Department

Month of 1-85 - 12-85

OFFENSES KNOWN TO POLICE

(1)	(2)	(3)	(4)	(5)	(6)
CLASSIFICATION OF OFFENSES	OFFENSES REPORTED OR KNOWN	UNFOUNDED FALSE OR BASELESS	NUMBER OF ACTUAL OFFENSES	TOTAL OFFENSES CLEARED BY ARREST OR EXCEPT	NUMBER OF CLEARANCES PERSONS UNDER 18
1. Criminal Homicide					
A. Murder & Nonneg Mansl	1		1	1	
B. Mansl By Negligence					
2. Forcible Rape	TOTAL	9	2	7	4
A. Rape By Force	4		4	3	
B. Attempts To Commit Forc. Rape	5	2	3	1	
3. Robbery	TOTAL	4	2	2	
A. Firearm					
B. Knife Or Cutting Instrument					
C. Other Dangerous Weapon					
D. Strong-Arm (Hands, Fist, Feet)	4	2	2		
4. Assault	TOTAL	108	6	102	68
A. Firearm	3		3	2	
B. Knife Or Cutting Instrument	6	1	5	5	
C. Other Dangerous Weapon	3	1	2	1	
D. Hands, Fist, Feet - aggravated	8		8	3	
E. Other Assaults - Simple	88	4	84	57	
5. Burglary	TOTAL	45	6	39	10
A. Forcible Entry	18	3	15	3	
B. Unlawful Entry-No Force	23	2	21	6	
C. Attempted Forcible Entry	4	1	3	1	
6. Larceny - Theft (Except Motor Veh)	TOTAL	131	24	107	42
7. Motor Vehicle Theft	TOTAL	48	9	39	9
A. Autos	4	1	3	1	
B. Trucks And Buses	15	5	10	3	
C. Other Vehicles	29	3	26	5	
GRAND TOTAL	346	49	297	134	1

PROPERTY STOLEN BY CLASSIFICATION

CLASSIFICATION OF OFFENSES	NUMBER OF ACTUAL OFFENSES	VALUE OF PROPERTY STOLEN
1. Murder/Nonneg Mansl	1	\$
2. Forcible Rape (TOTAL)	7	\$
3. Robbery		\$
A. Highway (Street, Alleys, Etc.)		
B. Commercial House (Ex. C,D,F)		
C. Gas or Service Station		
D. Chain Store		
E. Residence (Anywhere on Prem)		
F. Bank		
G. Miscellaneous	2	668
TOTAL ROBBERY	2	\$ 668
4. Assault - Not Applicable		
5. Burglary - Breaking or Entering		
A. Residence (Dwelling)		
1. Night (6 p.m. - 6 a.m.)	3	\$ 215
2. Day (6 a.m. - 6 p.m.)	6	7,268
3. Unknown	11	11,356
B. Nonresidence (store, off, etc.)		
1. Night (6 p.m. - 6 a.m.)	13	4,893
2. Day (6 a.m. - 6 p.m.)	1	2,561
3. Unknown	5	1,032
TOTAL BURGLARY	39	\$ 27,325
6. Larceny - Theft (Except Veh)		
A. \$200 and over	32	\$ 21,200
B. \$50 to \$200	37	5,339
C. Under \$50	38	486
TOTAL LARCENY	107	\$ 27,025
7. Motor Vehicle Theft	39	\$ 79,140
GRAND TOTAL ALL		\$ 134,158
6X. Nature of Larcenies under 6		
A. Pocket - picking	5	\$ 3,100
B. Purse - snatching	1	20
C. Shoplifting	20	606
D. From Motor Vehicles	13	3,374
E. Motor Vehicle Parts and Acc.	5	760
F. Bicycles	11	1,380
G. From Buildings (except C & H)	25	8,646
H. From any Coin-Op Machines		
I. All Other	27	9,139
TOTAL LARCENIES	107	\$ 27,025
7X. Motor Vehicles Recovered		
A. Number Stolen Locally and Recovered Locally	23	
B. Number Stolen Locally & Recovered Other Jurisdiction	7	
C. Total Locally Stolen Motor Vehicles Recovered	30	
D. Number Stolen Out of Town, Recovered Locally		

AGENCY: Dillingham Police Department

Month of 1-85 to 12-85

PROPERTY BY TYPE AND VALUE

<u>TYPE OF PROPERTY</u>	<u>VALUE OF PROPERTY STOLEN AND RECOVERED IN YOUR JURISDICTION</u>	
(1)	STOLEN (2)	RECOVERED (3)
A. Currency, Notes, Etc.	\$ 13,558	\$ 1,443
B. Jewelry and Precious Metals	4,820	3,850
C. Clothing and Furs	3,577	1,440
D. Locally Stolen Motor Vehicles	78,840	57,950
E. Office Equipment	0	0
F. Television, Radios, Cameras, Etc.	4,806	695
G. Firearms	6,668	5,258
H. Household Goods	1,565	0
I. Consumable Goods	3,660	84
J. Livestock	0	0
K. Miscellaneous	16,664	3,219
TOTALS	\$ 134,158	\$ 73,939

AGENCY: Dillingham Police Department

Month of 1-85 - 12-85

AGE, SEX AND RACE OF PERSON ARRESTED

18 YEARS OF AGE AND OVER

OFFENSE	CLASS	SEX	AGE														TOT	WHT	* * RACE * *			ESK
			18	19	20	21	22	23	24	25 29	30 34	35 39	40 44	45 49	50 54	55 59			60 64	65 OV	BLK	
Murder	01A	M F											1					1			1	
Manslaught.	01B	M F																				
Rape	02	M F							1	1								2	1			1
Robbery	03	M F																				
Agg. Assault	04	M F							2	1								3				3
Burglary	05	M F				3												3		1		2
Larceny	06	M F	1	2	1 1	3			2	5	1 1			1				16 2	1			17
MV. Theft	07	M F			4													4				4
Oth Asslts.	08	M F	1				3	1	1 1	20	2 1	5 2	1 1			1		35 6	12			29
Arson	09	M F																				
Forgery	10	M F																				
Fraud	11	M F		1														1	1			
Embezzlmt.	12	M F																				
Stln. Prop.	13	M F																				
Vandalism	14	M F			1		1		1 3	1 1				1				4 5		1		8
Weapons	15	M F				1			1									2				2

18 YEARS OF AGE AND OVER

[illegible]

AGENCY: Dillingham Police Department

Month of 01-85 - 12-85

AGE, SEX AND RACE OF PERSON ARRESTED

18 YEARS OF AGE AND OVER

OFFENSE	CLASS	SEX	** AGE **														* * RACE * *				TOT	WHT	BLK	IND	ASN	ESK			
			18	19	20	21	22	23	24	25 29	30 34	35 39	40 44	45 49	50 54	55 59	60 64	65 OV											
Family/Chld	20	M F							1									1											1
Driv. Inflc.	21	M F	1		1	4 1	3 1	2 1	3 1	13 2	6 1	5 1	2	3	1			1	45 8	16			1					36	
Liquor	22	M F	12 6	20 3	8 3		1 1				1								41 14	14			1				40		
Disorderly	24	M F	1			2 1	4	3		2	2	1	1		1				16 2	3			2				13		
All Other	26	M F			3	5 3	8	2	1 1	16	2 3	1 3	1	4	4			1	48 10	8			3				47		
TOTAL			24	30	29	28	24	13	13	86	36	21	6	10	7	1		2	330	82			13				235		

AGE, SEX AND RACE OF PERSON ARRESTED

UNDER 18 YEARS OF AGE

		SEX	** AGE **					* * RACE * *						
OFFENSE	CLASS		10/ UNDER	11 12	13 14	15	16	17	TOTAL UNDER 18	WHITE	BLACK	IND	ASIAN	ESKIMO
Murder	01A	M F												
Manslaught.	01B	M F												
Rape	02	M F												
Robbery	03	M F												
Agg. Assault	04	M F												
Burglary	05	M F					7	1	8	3				5
Larceny	06	M F		4	3	1			8					8
MV. Theft	07	M F												
Oth Asslts.	08	M F						1	1					1
Arson	09	M F												
Forgery	10	M F												
Fraud	11	M F												
Embezzlmnt.	12	M F												
Stln. Prop.	13	M F												
Vandalism	14	M F												
Weapons	15	M F												

AGENCY: Dillingham Police Department

Month of 1-85 - 12-85

AGE, SEX AND RACE OF PERSON ARRESTED

UNDER 18 YEARS OF AGE

SEX			10/ UNDER	11 12	13 14	** AGE ** 15	16	17	TOTAL UNDER 18	WHITE	** RACE ** BLACK	IND	ASIAN	ESKIMO
OFFENSE	CLASS													
Prostitut.	16	M F												
Sex Offns.	17	M F												
Drug/Total	18	M F					2	2 1	4 1					5
Sale Total		M F												
Narcotics	A	M F												
Marijuana	B	M F												
Synthetic	C	M F												
Dangerous	D	M F												
Possess. Tot		M F					2	2 1	4 1					5
Narcotics	E	M F												
Marijuana	F	M F					2	2 1	4 1					5
Synthetic	G	M F												
Dangerous	H	M F												
Gamb1 Tot.	19	M F												
Bookmaking	A	M F												
Numbers	B	M F												

AGENCY: Dillingham Police Department

Month of 1-85 - 12-85

AGE, SEX AND RACE OF PERSON ARRESTED

UNDER 18 YEARS OF AGE

128

OFFENSE	CLASS	SEX	10/ UNDER	11 12	13 14	** AGE **		16	17	TOTAL UNDER 18	WHITE	** RACE **			ASIAN	ESKIMO
						15						BLACK	IND			
Oth. Gamb1.	C	M F														
Family/Chld	20	M F														
Driv. Inflc.	21	M F														
Liquor	22	M F			1	2		3 4	4 5	7 12	4			1		14
Disorderly	24	M F														
All Other	26	M F						1		1						1
Curfew	28	M F		4	4					8						8
Runaway	29	M F														
TOTAL				8	8	3		17	14	50	7			1		42

Police Disposition of Juveniles 50
 1. Handled within Dept. and Released 31
 2. Referred to Juv. Court/Prob Dept. 19
 3. Referred to Welfare Agency 0
 4. Referred to Other Police Agency 0
 5. Referred to Criminal or Adult Crt 0

RETURN A - COUNT OF OFFENSES KNOWN TO POLICE

(1) CLASSIFICATION OF OFFENSES	(2) OFFENSES REPORTED OR KNOWN	(3) UNFOUNDED FALSE OR BASELESS	(4) NUMBER OF ACTUAL OFFENSES	(5) TOTAL OFFENSES CLEARED BY ARREST OR EXCEPT	(6) NUMBER OF CLEARANCES PERSONS UNDER 18
1. Criminal Homicide					
A. Murder & Nonneg Mansl	5		5	1	
B. Mansl By Negligence					
2. Forcible Rape	TOTAL 10	1	9	3	
A. Rape By Force	10	1	9	3	
B. Attempts To Commit Forc. Rape					
3. Robbery	TOTAL 44		44	9	
A. Firearm	28		28	4	
B. Knife Or Cutting Instrument	6		6	5	
C. Other Dangerous Weapon					
D. Strong-Arm (Hands, Fist, Feet)	10		10		
4. Assault	TOTAL 335		335	160	16
A. Firearm	25		25	14	4
B. Knife Or Cutting Instrument	43		43	27	4
C. Other Dangerous Weapon	19		19	7	
D. Hands, Fist, Feet - aggravated	25		25	8	1
E. Other Assaults - simple	223		223	104	7
5. Burglary	TOTAL 341		341	33	10
A. Forcible Entry	218		218	22	6
B. Unlawful Entry-No Force	103		103	9	3
C. Attempted Forcible Entry	20		20	2	1
6. Larceny - Theft (Except Motor Veh)	TOTAL 1,921		1,921	628	226
7. Motor Vehicle Theft	TOTAL 273	18	255	31	12
A. Autos	143	11	132	23	7
B. Trucks And Buses	77	6	71	4	3
C. Other Vehicles	53	1	52	4	2
GRAND TOTAL	2,929	19	2,910	865	264

PROPERTY STOLEN BY CLASSIFICATION

CLASSIFICATION OF OFFENSES	NUMBER OF ACTUAL OFFENSES	VALUE OF PROPERTY STOLEN
1. Murder/Nonneg Mansl	5	\$
2. Forcible Rape (TOTAL)	9	\$
3. Robbery		
A. Highway (Street, Alleys, Etc.)	17	\$ 4,877
B. Commercial House (Ex. C,D,F)	15	10,930
C. Gas or Service Station	1	583
D. Chain Store	9	1,386
E. Residence (Anywhere on Prem)	1	138
F. Bank	1	3,100
G. Miscellaneous		
TOTAL ROBBERY	44	\$ 21,014
4. Assault - Not Applicable		\$
5. Burglary - Breaking or Entering		
A. Residence (Dwelling)		
1. Night (6 p.m. - 6 a.m.)	51	\$ 85,117
2. Day (6 a.m. - 6 p.m.)	53	86,768
3. Unknown	37	74,171
B. Nonresidence (store, off, etc.)		
1. Night (6 p.m. - 6 a.m.)	127	325,818
2. Day (6 a.m. - 6 p.m.)	18	12,348
3. Unknown	55	33,560
TOTAL BURGLARY	341	\$ 617,787
6. Larceny - Theft (Except Veh)		
A. \$200 and over	611	\$ 638,719
B. \$50 to \$200	473	57,268
C. Under \$50	837	13,608
TOTAL LARCENY	1,921	\$ 709,595
7. Motor Vehicle Theft	244	\$ 1,465,250
GRAND TOTAL ALL		\$ 2,813,641
6X. Nature of Larcenies under 6		
A. Pocket - picking	3	\$ 349
B. Purse - snatching	1	30
C. Shoplifting	574	18,663
D. From Motor Vehicles	242	120,567
E. Motor Vehicle Parts and Acc.	61	24,688
F. Bicycles	261	85,342
G. From Buildings (except C & H)	488	330,737
H. From any Coin-Op Machines	10	531
I. All Other	281	128,688
TOTAL LARCENIES	1,921	\$ 709,595
7X. Motor Vehicles Recovered		
A. Number Stolen Locally and Recovered Locally	133	
B. Number Stolen Locally & Recovered Other Jurisdiction	48	
C. Total Locally Stolen Motor Vehicles Recovered	181	
D. Number Stolen Out of Town, Recovered Locally	10	

AGENCY: Fairbanks Police Department

Months of 01-85 to 12-85

TYPE OF PROPERTY (1)	PROPERTY BY TYPE AND VALUE	
	VALUE OF PROPERTY STOLEN AND RECOVERED IN YOUR JURISDICTION	
	STOLEN (2)	RECOVERED (3)
A. Currency, Notes, Etc.	\$ 434,066	\$ 16,937
B. Jewelry and Precious Metals	323,292	130,772
C. Clothing and Furs	50,603	15,241
D. Locally Stolen Motor Vehicles	1,465,250	721,675
E. Office Equipment	8,440	3,285
F. Television, Radios, Cameras, Etc.	82,718	2,399
G. Firearms	33,157	1,409
H. Household Goods	22,447	3,408
I. Consumable Goods	11,004	2,154
J. Livestock	38,995	3,040
K. Miscellaneous	343,669	46,335
TOTALS	\$ 2,813,641	\$ 946,655

AGENCY: Fairbanks Police Department

Months of 1-85 - 12-85

AGE, SEX AND RACE OF PERSON ARRESTED

18 YEARS OF AGE AND OVER

OFFENSE	CLASS	SEX	* * AGE * *																* * RACE * *				
			18	19	20	21	22	23	24	25 29	30 34	35 39	40 44	45 49	50 54	55 59	60 64	65 OV	TOT	WHT	BLK	IND	ASN
Murder	01A	M F																1	1	1			
Manslaught.	01B	M F																					
Rape	02	M F						1		2									3	2		1	
Robbery	03	M F	2	1	3		2	3		3									14	13	1		
Agg. Assault	04	M F	1	1	4	3	2 1	2	2	20 2	4 2	5 2	1	2				1	48 7	36	10	9	
Burglary	05	M F	4	5	7	5	4	7	2	6	6 1	1	3						50 1	33	5	13	
Larceny	06	M F	30 9	24 9	21 7	13 12	13 10	21 9	24 2	59 28	39 13	25 11	18 6	9 6	7 1	5 4	3 1	1	312 128	293	42	105	
MV. Theft	07	M F	3	4 1	2	1	2	3	3	3	1 1	2 1							24 3	17		10	
Oth Asslts.	08	M F	1	2	3	6	4	9 1	5 1	28 5	24 4	16 2	7	7	2	1 1	1		116 14	72	21	37	
Arson	09	M F																					
Forgery	10	M F			1 2		1			3 3	5		1						10 7	13	3	1	
Fraud	11	M F		1 1		1		1	2 1	10 1	2	4 1	2	1 1	1 1			1	25 7	17	2	13	
Embezzlmt.	12	M F																					
Stln. Prop.	13	M F							1										1	1			
Vandalism	14	M F	3 1	4	2 1	1	2	4	4 2	9 2	15 2	12	1			1			58 8	38	11	17	
Weapons	15	M F	1	2	1	4	2 1	1	2	9	8 2	7 1	1				1		38 5	31	4	8	

AGENCY: Fairbanks Police Department

Months of 1-85 - 12-85

AGE, SEX AND RACE OF PERSON ARRESTED

18 YEARS OF AGE AND OVER

OFFENSE	CLASS	SEX	* * AGE * *														TOT	* * RACE * *				WHT	BLK	IND	ASN	ESK	
			18	19	20	21	22	23	24	25 29	30 34	35 39	40 44	45 49	50 54	55 59		60 64	65 OV								
Prostitut.	16	M F							1	2		1						1 3	3			1					
Sex Offns.	17	M F	1	2			4	3 1	1 1	10	4	8 2	3 1	1 1	1	2	1	2	43 6	29	1		19				
Drug/Total	18	M F	2 1	1		1	2	5	2	5 4	2							19 6	17	1		7					
Sale Total		M F																									
Narcotics	A	M F																									
Marijuana	B	M F																									
Synthetic	C	M F																									
Dangerous	D	M F																									
Possess. Tot		M F	2 1	1		1	2	5	2	5 4	2							19 6	17	1		7					
Narcotics	E	M F				1	1	1	2	4 1	1							9 2	7			4					
Marijuana	F	M F	2 1	1			1	4		1 3	1							10 4	10	1		3					
Synthetic	C	M F																									
Dangerous	H	M F																									
Gamb1 Tot.	19	M F																									
Bookmaking	A	M F																									
Numbers	B	M F																									

AGENCY: Fairbanks Police Department

Months of 1-85 - 12-85

AGE, SEX AND RACE OF PERSON ARRESTED

18 YEARS OF AGE AND OVER

OFFENSE	CLASS	SEX	AGE																TOT	RACE				
			18	19	20	21	22	23	24	25 29	30 34	35 39	40 44	45 49	50 54	55 59	60 64	65 OV		WHT	BLK	IND	ASN	ESK
Oth Gamb1.	C	M F																						
Family/Chld	20	M F	1		1						2	1	1		1				7	6	1	1		
													1						1					
Driv. Inflc.	21	M F	9 1	6	9 1	5 3	11 2	8 3	6 1	35 9	42 11	40 5	15 2	12	13	7 1	5	1	224 39	211	29	23		
Liquor	22	M F	9 5	18 4	13 2	1 1	2	1		5 1	10 2	3 2	9	7 1	3		4	4	89 18	42	4	61		
Drunkenness	23	M F																						
Disorderly	24	M F	3	1	2	5 3	6	6 1	8 2	34 9	20 7	25 3	7 2	4 2	1	3	3	2	130 29	64	7	68		
All Other	26	M F	12 2	18 7	12 2	9 10	19 4	28 3	24 3	84 18	61 8	45 8	22 3	15	5	8	5 1	5	372 69	217	46	178		
TOTAL			102	112	96	84	94	121	99	408	300	232	107	69	37	33	24	18	1,936	1,176	188	572		

AGENCY: Fairbanks Police Department

Months of 1-85 - 12-85

AGE, SEX AND RACE OF PERSON ARRESTED

OFFENSE	CLASS	SEX	UNDER 18 YEARS OF AGE						TOTAL UNDER 18	WHITE	BLACK	** RACE **		ASIAN	ESKIMO
			10/ UNDER	11 12	13 14	** AGE ** 15	16	17				IND			
Murder	01A	M F													
Manslaught.	01B	M F													
Rape	02	M F													
Robbery	03	M F													
Agg. Assault	04	M F		1	2	2 1	2	1	7 2	4	2	3			
Burglary	05	M F	4	2	3 1	2	2	4	17 1	10	1	7			
Larceny	06	M F	9 5	25 10	65 24	32 10	36 10	22 10	189 69	198	26	34			
MV. Theft	07	M F			6	7	3	2	18	12	1	5			
Oth Asslts.	08	M F			3 1	1 2	4	1	8 4	7	1	4			
Arson	09	M F													
Forgery	10	M F													
Fraud	11	M F					1 1	1	2 1	3					
Embezzlmt.	12	M F													
Stln. Prop.	13	M F			4				4	3		1			
Vandalism	14	M F	6	1	8 2	5 1	3	4	27 3	23	7				
Weapons	15	M F			1		3	1	5	3		2			

AGE, SEX AND RACE OF PERSON ARRESTED

UNDER 18 YEARS OF AGE

OFFENSE	CLASS	SEX	10/ UNDER	11 12	13 14	** AGE ** 15	16	17	TOTAL UNDER 18	WHITE	BLACK	** RACE ** IND	ASIAN	ESKIMO
Prostitut.	16	M F					2		2	1		1		
Sex Offns.	17	M F				1		1	2	2				
Drug/Total	18	M F			4 1	1 1		1	6 3	8		1		
Sale Total		M F			2 1				2 2	3		1		
Narcotics	A	M F												
Marijuana	B	M F			2 1				2 2	3		1		
Synthetic	C	M F												
Dangerous	D	M F												
Possess. Tot		M F			2	1		1	4 1	5				
Narcotics	E	M F					1		1	1				
Marijuana	F	M F			2	1		1	4	4				
Synthetic	G	M F												
Dangerous	H	M F												
Gamb1 Tot.	19	M F												
Bookmaking	A	M F												
Numbers	B	M F												

AGENCY: Fairbanks Police Department

Months of 1-85 - 12-85

AGE, SEX AND RACE OF PERSON ARRESTED

UNDER 18 YEARS OF AGE

OFFENSE	CLASS	SEX	10/ UNDER	11 12	13 14	** AGE ** 15	16	17	TOTAL UNDER 18	WHITE	BLACK	** RACE ** IND	ASIAN	ESKIMO
Oth. Gamb.	C	M F												
Family/Chld	20	M F		1			1	1	3	3				
Driv. Inflc.	21	M F				1		2 1	2 2	4				
Liquor	22	M F		1	7 4	2 5	6 3	3 6	18 19	16	1	20		
Disorderly	24	M F				1	1		2	2				
All Other	26	M F		2 2	3 6	7 4	12 1	4 2	28 15	34	4	5		
Curfew	28	M F												
Runaway	29	M F												
TOTAL			24	45	145	86	92	67	459	333	43	83		

AGENCY: Haines Police Department

Month of 1-85 - 12-85

OFFENSES KNOWN TO POLICE

(1)	(2)	(3)	(4)	(5)	(6)	
CLASSIFICATION OF OFFENSES	OFFENSES REPORTED OR KNOWN	UNFOUNDED FALSE OR BASELESS	NUMBER OF ACTUAL OFFENSES	TOTAL OFFENSES CLEARED BY ARREST OR EXCEPT	NUMBER OF CLEARANCES PERSONS UNDER 18	
1. Criminal Homicide						
A. Murder & Nonneg Mansl						
B. Mansl By Negligence						
2. Forcible Rape	TOTAL					
A. Rape By Force						
B. Attempts To Commit Forc. Rape						
3. Robbery	TOTAL					
A. Firearm						
B. Knife Or Cutting Instrument						
C. Other Dangerous Weapon						
D. Strong-Arm (Hands, Fist, Feet)						
4. Assault	TOTAL	6	6	5		
A. Firearm						
B. Knife Or Cutting Instrument						
C. Other Dangerous Weapon						
D. Hands, Fist, Feet - Aggravated	3		3	3		
E. Other Assaults - Simple	3		3	2		
5. Burglary	TOTAL	19	4	15	10	3
A. Forcible Entry	6	2	4	3		
B. Unlawful Entry - No Force	11		11	7		3
C. Attempted Forcible Entry	2	2				
6. Larceny - Theft (Except Motor Veh)	TOTAL	50	8	42	28	3
7. Motor Vehicle Theft	TOTAL	7		7	5	
A. Autos	1		1	1		
B. Trucks and Buses	4		4	4		
C. Other Vehicles	2		2			
GRAND TOTAL	82	12	70	48		6

PROPERTY STOLEN BY CLASSIFICATION

CLASSIFICATION OF OFFENSES	NUMBER OF ACTUAL OFFENSES	VALUE OF PROPERTY STOLEN
1. Murder/Noneg Mansl		\$
2. Forcible Rape (TOTAL)		\$
3. Robbery		
A. Highway (Street, Alleys, Etc.)		\$
B. Commercial House (Ex. C, D, F)		
C. Gas or Service Station		
D. Chain Store		
E. Residence (Anywhere on Prem)		
F. Bank		
G. Miscellaneous		
TOTAL ROBBERY		
4. Assault - Not Applicable		
5. Burglary - Breaking or Entering		
A. Residence (Dwelling)		
1. Night (6 p.m. - 6 a.m.)	1	\$
2. Day (6 a.m. - 6 p.m.)	1	1,000
3. Unknown	1	1,500
B. Nonresidence (store, off, etc.)		
1. Night (6 p.m. - 6 a.m.)	8	2,568
2. Day (6 a.m. - 6 p.m.)		
3. Unknown	4	400
TOTAL BURGLARY		\$ 5,468
6. Larceny - Theft (Except Veh)		
A. \$200 and over	16	\$ 2,350
B. \$50 to \$200	14	1,335
C. Under \$50	12	190
TOTAL LARCENY		\$ 3,875
7. Motor Vehicle Theft	7	\$
GRAND TOTAL ALL		\$ 9,343
6X. Nature of Larcenies under 6		
A. Pocket - picking		\$
B. Purse - snatching		
C. Shoplifting	1	3
D. From Motor Vehicles	8	1,010
E. Motor Vehicle Parts and Acc.	1	120
F. Bicycles	8	298
G. From Buildings (except C & H)	3	600
H. From any Coin-Op Machines		
I. All Other	21	1,844
TOTAL LARCENIES		\$ 3,875
7X. Motor Vehicles Recovered		
A. Number Stolen Locally and Recovered Locally	1	
B. Number Stolen Locally & Recovered Other Jurisdictions		
C. Total Locally Stolen Motor Vehicles Recovered	1	
D. Number Stolen Out of Town, Recovered Locally		

AGENCY: Haines Police Department

Month of 1-85 - 12-85

PROPERTY BY TYPE AND VALUE

<u>TYPE OF PROPERTY</u> (1)	<u>VALUE OF PROPERTY STOLEN AND RECOVERED IN YOUR JURISDICTION</u>	
	<u>STOLEN</u> (2)	<u>RECOVERED</u> (3)
A. Currency, Notes, Etc.	\$ 2,931	\$ 882
B. Jewelry and Precious Metals	600	0
C. Clothing and Furs	10	0
D. Locally Stolen Motor Vehicles	0	0
E. Office Equipment	0	0
F. Television, Radios, Cameras, Etc.	1,760	0
G. Firearms	150	150
H. Household Goods	50	0
I. Consumable Goods	200	0
J. Livestock	0	0
K. Miscellaneous	3,642	200
TOTALS	\$ 9,343	\$ 1,232

AGENCY: Haines Police Department

Months of 1-85 - 12-85

AGE, SEX AND RACE OF PERSON ARRESTED

18 YEARS OF AGE AND OVER

OFFENSE	CLASS	SEX	18	19	20	21	22	23	24	** AGE **		35	40	45	50	55	60	65	TOT	** RACE **				
										25	30	39	44	49	54	59	64	OV		WHT	BLK	IND	ASN	ESK
Murder	01A	M F																						
Manslaught.	01B	M F																						
Rape	02	M F																						
Robbery	03	M F																						
Agg. Assault	04	M F																						
Burglary	05	M F																						
Larceny	06	M F																						
MV. Theft	07	M F																						
Oth Asslts.	08	M F				1			1		1								3	3				
Arson	09	M F																						
Forgery	10	M F																						
Fraud	11	M F																						
Embezzlmt.	12	M F																						
Stln. Prop.	13	M F																						
Vandalism	14	M F																						
Weapons	15	M F										1							1				1	

142

18 YEARS OF AGE AND OVER

[illegible]

AGENCY: Haines Police Department

Months of 1-85 - 12-85

AGE, SEX AND RACE OF PERSON ARRESTED

18 YEARS OF AGE AND OVER

OFFENSE	CLASS	SEX	* * AGE * *														* * RACE * *						
			18	19	20	21	22	23	24	25 29	30 34	35 39	40 44	45 49	50 54	55 59	60 64	65 OV	TOT	WHT	BLK	IND	ASN
Oth Gamb1.	C	M F																					
Family/Ch1d	20	M F																					
Driv. Inflc.	21	M F		1		1 1	2	2	1	5 3	3 2	6	3		2	1 1	2	2	31 7	26		12	
Liquor	22	M F	1	7 2	3													11 2	12		1		
Disorderly	24	M F									3							3	1		2		
All Other	26	M F				1				2								3	3				
TOTAL			1	10	3	4	2	2	3	11	13	6	3		2	2	2	2	66	50		16	

AGENCY: Haines Police Department

Month of 1-85 - 12-85

AGE, SEX AND RACE OF PERSON ARRESTED

UNDER 18 YEARS OF AGE

OFFENSE	CLASS	SEX	10/ UNDER	11 12	13 14	* * AGE * *			TOTAL UNDER 18	WHITE	BLACK	* * RACE * *			ASIAN	ESKIMO
						15	16	17				IND				
Murder	01A	M F														
Manslaught.	01B	M F														
Rape	02	M F														
Robbery	03	M F														
Agg. Assault	04	M F														
Burglary	05	M F					2		2	2						
Larceny	06	M F														
MV. Theft	07	M F			1		1		1	2						
Oth Asslts.	08	M F														
Arson	09	M F														
Forgery	10	M F														
Fraud	11	M F														
Embezzlmt.	12	M F														
Stln. Prop.	13	M F														
Vandalism	14	M F														
Weapons	15	M F														

AGENCY: Haines Police Department

Month of 1-85 - 12-85

AGE, SEX AND RACE OF PERSON ARRESTED

UNDER 18 YEARS OF AGE

OFFENSE	CLASS	SEX	10/ UNDER	11 12	13 14	** AGE ** 15	16	17	TOTAL UNDER 18	WHITE	BLACK	** RACE ** IND	ASIAN	ESKIMO
Prostitut.	16	M F												
Sex Offns.	17	M F		NO ARREST FOR HAINES IN THESE AGE GROUPS										
Drug/Total	18	M F												
Sale Total		M F												
Narcotics	A	M F												
Marijuana	B	M F												
Synthetic	C	M F												
Dangerous	D	M F												
Possess. Tot		M F												
Narcotics	E	M F												
Marijuana	F	M F												
Synthetic	G	M F												
Dangerous	H	M F												
Gambl Tot.	19	M F												
Bookmaking	A	M F												
Numbers	B	M F												

AGENCY: Haines Police Department

Month of 1-85 - 12-85

AGE, SEX AND RACE OF PERSON ARRESTED

UNDER 18 YEARS OF AGE

OFFENSE	CLASS	SEX	10/ UNDER	11 12	13 14	** AGE **			16	17	TOTAL UNDER 18	WHITE	** RACE **				BLACK	IND	ASIAN	ESKIMO
						15	16	17												
Oth. Gamb.	C	M F																		
Family/Chld	20	M F																		
Driv. Inflic.	21	M F																		
Liquor	22	M F					1	4	6	11	14									
					2			1	3											
Disorderly	24	M F																		
All Other	26	M F						1	1	1										
Curfew	28	M F																		
Runaway	29	M F																		
TOTAL					3	1	7	8	19	19										

Police Disposition of Juveniles	19
1. Handled within Dept. and Released	3
2. Referred to Juv. Court/Prob Dept.	16
3. Referred to Welfare Agency	0
4. Referred to Other Police Agency	0
5. Referred to Criminal or Adult Crt	0

AGENCY: Homer Police Department

Month of 1-85 - 12-85

OFFENSES KNOWN TO POLICE

(1)	(2)	(3)	(4)	(5)	(6)
CLASSIFICATION OF OFFENSES	OFFENSES REPORTED OR KNOWN	UNFOUNDED FALSE OR BASELESS	NUMBER OF ACTUAL OFFENSES	TOTAL OFFENSES CLEARED BY ARREST OR EXCEPT	NUMBER OF CLEARANCES PERSONS UNDER 18
1. Criminal Homicide					
A. Murder & Nonneg Mansl					
B. Mansl By Negligence					
2. Forcible Rape	TOTAL	1	1		
A. Rape By Force	1		1		
B. Attempts To Commit Forc. Rape					
3. Robbery	TOTAL	1	1	1	
A. Firearm	1		1	1	
B. Knife Or Cutting Instrument					
C. Other Dangerous Weapon					
D. Strong-Arm (Hands, Fist, Feet)					
4. Assault	TOTAL	27	27	16	
A. Firearm					
B. Knife Or Cutting Instrument					
C. Other Dangerous Weapon	1		1	1	
D. Hands, Fist, Feet - aggravated					
E. Other Assaults - Simple	26		26	15	
5. Burglary	TOTAL	37	31	10	4
A. Forcible Entry	19	1	18	7	2
B. Unlawful Entry-No Force	10	5	5	2	1
C. Attempted Forcible Entry	8		8	1	1
6. Larceny - Theft (Except Motor Veh)	TOTAL	204	200	38	15
7. Motor Vehicle Theft	TOTAL	22	14	10	3
A. Autos	15	8	7	5	1
B. Trucks And Buses	6		6	4	1
C. Other Vehicles	1		1	1	1
GRAND TOTAL	292	18	274	75	22

PROPERTY STOLEN BY CLASSIFICATION

CLASSIFICATION OF OFFENSES	NUMBER OF ACTUAL OFFENSES	VALUE OF PROPERTY STOLEN
1. Murder/Nonneg Mansl		\$
2. Forcible Rape (TOTAL)	1	\$
3. Robbery		
A. Highway (Street, Alleys, Etc.)		\$
B. Commercial House (Ex. C,D,F)		
C. Gas or Service Station		
D. Chain Store		
E. Residence (Anywhere on Prem)		
F. Bank		
G. Miscellaneous	1	
TOTAL ROBBERY	1	\$
4. Assault - Not Applicable		
5. Burglary - Breaking or Entering		
A. Residence (Dwelling)		
1. Night (6 p.m. - 6 a.m.)	3	\$ 3,700
2. Day (6 a.m. - 6 p.m.)	1	
3. Unknown	3	
B. Nonresidence (store, off, etc.)		
1. Night (6 p.m. - 6 a.m.)	16	28,753
2. Day (6 a.m. - 6 p.m.)	1	
3. Unknown	7	4,570
TOTAL BURGLARY	31	\$ 37,023
6. Larceny - Theft (Except Veh)		
A. \$200 and over	87	\$ 87,371
B. \$50 to \$200	63	6,638
C. Under \$50	50	947
TOTAL LARCENY	200	\$ 94,956
7. Motor Vehicle Theft	14	\$ 80,000
GRAND TOTAL ALL		\$ 211,979
6X. Nature of Larcenies under 6		
A. Pocket - picking	2	\$ 370
B. Purse - snatching		
C. Shoplifting	26	1,442
D. From Motor Vehicles	46	22,829
E. Motor Vehicle Parts and Acc.	7	355
F. Bicycles	7	949
G. From Buildings (except C & H)	31	21,871
H. From any Coin-Op Machines		
I. All Other	81	47,140
TOTAL LARCENIES	200	\$ 94,956
7X. Motor Vehicles Recovered		
A. Number Stolen Locally and Recovered Locally	11	
B. Number Stolen Locally & Recovered Other Jurisdiction		
C. Total Locally Stolen Motor Vehicles Recovered	11	
D. Number Stolen Out of Town, Recovered Locally		

AGENCY: Homer Police Department

Month of 1-85 to 12-85

TYPE OF PROPERTY (1)	PROPERTY BY TYPE AND VALUE	
	VALUE OF PROPERTY STOLEN AND RECOVERED IN YOUR JURISDICTION	
	STOLEN (2)	RECOVERED (3)
A. Currency, Notes, Etc.	\$ 18,815	\$ 2,160
B. Jewelry and Precious Metals	5,510	1,400
C. Clothing and Furs	1,449	50
D. Locally Stolen Motor Vehicles	81,850	80,800
E. Office Equipment	8,400	8,400
F. Television, Radios, Cameras, Etc.	7,505	515
G. Firearms	3,450	2,500
H. Household Goods	1,900	0
I. Consumable Goods	2,303	221
J. Livestock	0	0
K. Miscellaneous	80,797	10,739
TOTALS	\$ 211,979	\$ 106,785

AGE, SEX AND RACE OF PERSON ARRESTED

18 YEARS OF AGE AND OVER

150

OFFENSE	CLASS	SEX	AGE																	TOT	WHT	RACE				ESK
			18	19	20	21	22	23	24	25 29	30 34	** 35 39	AGE 40 44	** 45 49	50 54	55 59	60 64	65 OV	BLK			IND	** ASN			
Murder	01A	M F																								
Manslaught.	01B	M F																								
Rape	02	M F																								
Robbery	03	M F																								
Agg. Assault	04	M F									1							1								
Burglary	05	M F		1					3	2								6	5		1					
Larceny	06	M F		2					2 1	2		1	1					8 1	9							
MV. Theft	07	M F											1					1	1							
Oth Asslts.	08	M F				1	1	1		6	4 2	1	2		4 1			20 3	22		1					
Arson	09	M F																								
Forgery	10	M F																								
Fraud	11	M F							1									1		1						
Embezzlmt.	12	M F																								
Stln. Prop.	13	M F																								
Vandalism	14	M F	1			1				2 1								4 1	5							
Weapons	15	M F								1								1		1						

AGENCY: Homer Police Department

Month of 1-85 - 12-85

AGE, SEX AND RACE OF PERSON ARRESTED

18 YEARS OF AGE AND OVER

OFFENSE	CLASS	SEX	** AGE **													* * RACE * *				TOT	WHT	BLK	IND	ASN	ESK																																																																																																																																																																																																																																																																																																																																																																																																																																																																																																																																																																																																																																																																																																																																																																																																																																																																																																																																																																																																																																																																																																																																																																																																																																																																																																																																																																																																																																																																																																																																																			
			18	19	20	21	22	23	24	25 29	30 34	35 39	40 44	45 49	50 54	55 59	60 64	65 OV																																																																																																																																																																																																																																																																																																																																																																																																																																																																																																																																																																																																																																																																																																																																																																																																																																																																																																																																																																																																																																																																																																																																																																																																																																																																																																																																																																																																																																																																																																																																																										
Prostitut.	16	M F																																																																																																																																																																																																																																																																																																																																																																																																																																																																																																																																																																																																																																																																																																																																																																																																																																																																																																																																																																																																																																																																																																																																																																																																																																																																																																																																																																																																																																																																																																																																																																										</

AGE, SEX AND RACE OF PERSON ARRESTED

18 YEARS OF AGE AND OVER

152

OFFENSE	CLASS	SEX	** AGE **														* * RACE * *					TOT	WHT	BLK	IND	ASN	ESK	
			18	19	20	21	22	23	24	25 29	30 34	35 39	40 44	45 49	50 54	55 59	60 64	65 OV										
Oth Gamb1.	C	M F																										
Family/Ch1d	20	M F																										
Driv. Inflc.	21	M F	3 1	2	2	4	1 3	5 1	3 1	28 4	26 1	20 2	8 2	4	3 3	4	2	111 22	130			2				1		
Liquor	22	M F	9 2	12 4	2	1	1											25 6	31									
Disorderly	24	M F	2			1				1		1						4 1	5									
All Other	26	M F				1		2		5		3	1	2				14	13	1								
TOTAL			19	21	4	9	6	10	4	51	41	28	14	8	11	4	2	232	226	2	3				1			

AGENCY: Homer Police Department

Month of 1-85 - 12-85

AGE, SEX AND RACE OF PERSON ARRESTED

UNDER 18 YEARS OF AGE

		SEX													
OFFENSE	CLASS		10/ UNDER	11 12	13 14	** AGE ** 15	16	17	TOTAL UNDER 18	WHITE	** RACE ** BLACK	IND	ASIAN	ESKIMO	
Murder	01A	M F													
Manslaught.	01B	M F													
Rape	02	M F													
Robbery	03	M F													
Agg. Assault	04	M F													
Burglary	05	M F			1	3			4	3	1				
Larceny	06	M F	1	1	3 4		3	3	7 8	15					
MV. Theft	07	M F													
Oth Asslts.	08	M F													
Arson	09	M F													
Forgery	10	M F													
Fraud	11	M F													
Embezzlmt.	12	M F													
Stln. Prop.	13	M F													
Vandalism	14	M F			3		2	1	6	6					
Weapons	15	M F				1		1	2	2					

UNDER 18 YEARS OF AGE

[illegible]

AGENCY: Homer Police Department

Month of 1-85 - 12-85

AGE, SEX AND RACE OF PERSON ARRESTED

UNDER 18 YEARS OF AGE

		SEX	** AGE **					* * RACE * *						
OFFENSE	CLASS		10/ UNDER	11 12	13 14	15	16	17	TOTAL UNDER 18	WHITE	BLACK	IND	ASIAN	ESKIMO
Oth. Gamb1.	C	M F												
Family/Chld	20	M F												
Driv. Inflc.	21	M F					1	3	4	4				
Liquor	22	M F				3 3	5 2	12 1	20 6	25		1		
Disorderly	24	M F												
All Other	26	M F												
Curfew	28	M F			1	1			2	2				
Runaway	29	M F				1			1	1				
TOTAL			1	1	12	13	14	21	62	60	1	1		

Police Disposition of Juveniles 62
 1. Handled within Dept. and Released 3
 2. Referred to Juv. Court/Prob Dept. 59
 3. Referred to Welfare Agency 0
 4. Referred to Other Police Agency 0
 5. Referred to Criminal or Adult Crt 0

AGENCY: Juneau Police Department

Months of 01-85 To 12-85

OFFENSES KNOWN TO POLICE

(1)		(2)	(3)	(4)	(5)	(6)
CLASSIFICATION OF OFFENSES		OFFENSES REPORTED OR KNOWN	UNFOUNDED FALSE OR BASELESS	NUMBER OF ACTUAL OFFENSES	TOTAL OFFENSES CLEARED BY ARREST OR EXCEPT	NUMBER OF CLEARANCES PERSONS UNDER 18
1. Criminal Homicide						
A. Murder & Nonneg Mansl		2		2	2	
B. Mansl By Negligence						
2. Forcible Rape	TOTAL	3	1	2	2	
A. Rape By Force		3	1	2	2	
B. Attempts To Commit Forc. Rape						
3. Robbery	TOTAL	2		2		
A. Firearm						
B. Knife Or Cutting Instrument		1		1		
C. Other Dangerous Weapon						
D. Strong-Arm (Hands, Fist, Feet)		1		1		
4. Assault	TOTAL	164		164	77	1
A. Firearm		3		3	2	
B. Knife Or Cutting Instrument		5		5	3	
C. Other Dangerous Weapon		2		2	1	
D. Hands, Fist, Feet - aggravated		35		35	18	
E. Other Assaults - Simple		119		119	53	1
5. Burglary	TOTAL	64	1	63	12	
A. Forcible Entry		36		36	10	
B. Unlawful Entry-No Force		17	1	16	2	
C. Attempted Forcible Entry		11		11		
6. Larceny - Theft (Except Motor Veh)	TOTAL	477	6	471	109	1
7. Motor Vehicle Theft	TOTAL	42	7	35	29	
A. Autos		22	6	16	12	
B. Trucks And Buses		15	1	14	14	
C. Other Vehicles		5		5	3	
GRAND TOTAL		754	15	739	231	2

PROPERTY STOLEN BY CLASSIFICATION

CLASSIFICATION OF OFFENSES	NUMBER OF ACTUAL OFFENSES	VALUE OF PROPERTY STOLEN
1. Murder/Nonneg Mansl	2	\$
2. Forcible Rape (TOTAL)	2	\$
3. Robbery		
A. Highway (Street, Alleys, Etc.)	2	\$ 1
B. Commercial House (Ex. C,D,F)		
C. Gas or Service Station		
D. Chain Store		
E. Residence (Anywhere on Prem)		
F. Bank		
G. Miscellaneous		
TOTAL ROBBERY	2	\$ 1
4. Assault - Not Applicable		
5. Burglary - Breaking or Entering		
A. Residence (Dwelling		
1. Night (6 p.m. - 6 a.m.)	6	\$ 500
2. Day (6 a.m. - 6 p.m.)	2	
3. Unknown	12	3,276
B. Nonresidence (store, off, etc.)		
1. Night (6 p.m. - 6 a.m.)	10	11,368
2. Day (6 a.m. - 6 p.m.)	1	125
3. Unknown	32	37,165
TOTAL BURGLARY	63	\$ 52,434
6. Larceny - Theft (Except Veh)		
A. \$200 and over	147	\$ 99,788
B. \$50 to \$200	125	14,924
C. Under \$50	199	9,105
TOTAL LARCENY	471	\$ 123,817
7. Motor Vehicle Theft	35	\$ 312,300
GRAND TOTAL ALL		\$ 488,552
6X. Nature of Larcenies under 6		
A. Pocket - picking	3	\$ 732
B. Purse - Snatching	1	25
C. Shoplifting	48	5,304
D. From Motor Vehicles	86	17,645
E. Motor Vehicle Parts and Acc.	11	1,148
F. Bicycles	49	7,917
G. From Buildings (except C & H)	215	50,737
H. From any Coin-Op Machines	2	80
I. All Other	56	40,229
TOTAL LARCENIES	471	\$ 123,817
7X. Motor Vehicles Recovered		
A. Number Stolen Locally and Recovered Locally	33	
B. Number Stolen Locally & Recovered Other Jurisdiction		
C. Total Locally Stolen Motor Vehicles Recovered	33	
D. Number Stolen Out of Town, Recovered Locally	1	

AGENCY: Juneau Police Department

Months of 01-85 to 12-85

PROPERTY BY TYPE AND VALUE

<u>TYPE OF PROPERTY</u>	<u>VALUE OF PROPERTY STOLEN AND RECOVERED IN YOUR JURISDICTION</u>	
(1)	STOLEN (2)	RECOVERED (3)
A. Currency, Notes, Etc.	\$ 31,739	\$ 1,225
B. Jewelry and Precious Metals	16,471	5,035
C. Clothing and Furs	7,924	2,357
D. Locally Stolen Motor Vehicles	312,581	306,101
E. Office Equipment	8,628	7,720
F. Television, Radios, Cameras, Etc.	21,168	2,171
G. Firearms	4,866	2,316
H. Household Goods	1,106	126
I. Consumable Goods	2,562	117
J. Livestock	0	0
K. Miscellaneous	81,507	34,923
TOTALS	\$ 488,552	\$ 362,091

AGENCY: Juneau Police Department

Month of 01-85 - 12-85

AGE, SEX AND RACE OF PERSON ARRESTED

18 YEARS OF AGE AND OVER

OFFENSE	CLASS	SEX	** AGE **													TOT	WHT	* * RACE * *			ESK		
			18	19	20	21	22	23	24	25 29	30 34	35 39	40 44	45 49	50 54			55 59	60 64	65 OV		BLK	IND
Murder	01A	M F					1				1							2	1		1		
Manslaught.	01B	M F																					
Rape	02	M F			1													1			1		
Robbery	03	M F																					
Agg. Assault	04	M F	3	3	2 3		1 1	4	2	9 1	8 4	3	9	2	2	1		49 9	25	4	29		
Burglary	05	M F	2 1		1	2	1		1	1				1				9 1	3		7		
Larceny	06	M F	2		1 1		1		1 1	4 1	6	1	1 1		5		1	1 1	24 5	15	1	13	
MV. Theft	07	M F																					
Oth Asslts.	08	M F				1		2		2 1	1	2						8 1	6		3		
Arson	09	M F																					
Forgery	10	M F																					
Fraud	11	M F						1	1	1 1	1 1	1						5 2	3		4		
Embezzlmt.	12	M F																					
Stln. Prop.	13	M F																					
Vandalism	14	M F			2	1	2 2		1		3 1		1		1			10 4	6		8		
Weapons	15	M F			2		1				1	1	1					6	4	1	1		

18 YEARS OF AGE AND OVER

[illegible]

AGENCY: Juneau Police Department

Month of 01-85 - 12-85

AGE, SEX AND RACE OF PERSON ARRESTED

18 YEARS OF AGE AND OVER

OFFENSE	CLASS	SEX	** AGE **															* * RACE * *					TOT	WHT	BLK	IND	ASN	ESK																																																																																																																																																																																																																																																																																																																																																																																																																																																																																																																																																																																																																																																																																																																																																																																																																																																																																																																																																																																																																																																																																																																																																																																																																																																																																																																																																																																																																																																																																																																																																
			18	19	20	21	22	23	24	25 29	30 34	35 39	40 44	45 49	50 54	55 59	60 64	65 OV																																																																																																																																																																																																																																																																																																																																																																																																																																																																																																																																																																																																																																																																																																																																																																																																																																																																																																																																																																																																																																																																																																																																																																																																																																																																																																																																																																																																																																																																																																																																																										
Family/Chld	20	M F																																																																																																																																																																																																																																																																																																																																																																																																																																																																																																																																																																																																																																																																																																																																																																																																																																																																																																																																																																																																																																																																																																																																																																																																																																																																																																																																																																																																																																																																																																																																																																										</

UNDER 18 YEARS OF AGE

[illegible]

AGENCY: Juneau Police Department

Month of 01-85 - 12 95

AGE, SEX AND RACE OF PERSON ARRESTED

UNDER 18 YEARS OF AGE

OFFENSE	CLASS	SEX	10/ UNDER	11 12	13 14	** AGE **		16	17	TOTAL UNDER 18	WHITE	* * RACE * *			ASIAN	ESKIMO
						15						BLACK	IND			
Prostitut.	16	M F														
Sex Offns.	17	M F														
Drug/Total	18	M F		1	9 1	5 3		4	7 2	26 6	29			3		
Sale Total		M F														
Narcotics	A	M F														
Marijuana	B	M F														
Synthetic	C	M F														
Dangerous	D	M F														
Possess. Tot		M F		1	9 1	5 3		4	7 2	26 6	29			3		
Narcotics	E	M F														
Marijuana	F	M F		1	9 1	5 3		4	7 2	26 6	29			3		
Synthetic	G	M F														
Dangerous	H	M F														
Gamb1 Tot.	19	M F														
Bookmaking	A	M F														
Numbers	B	M F														

AGE, SEX AND RACE OF PERSON ARRESTED

UNDER 18 YEARS OF AGE

OFFENSE	CLASS	SEX	10/ UNDER	11 12	13 14	** AGE **		16	17	TOTAL UNDER 18	WHITE	** RACE **			ASIAN	ESKIMO
						15	15					BLACK	IND			
Oth. Gamb.	C	M F														
Family/Chld	20	M F														
Driv. Inflc.	21	M F				1			1	2	2					
Liquor	22	M F			9 10	7 5		16 10	19 17	51 42	45			48		
Disorderly	24	M F							2 1	2 1				3		
All Other	26	M F			2	8			1	11	10			1		
Curfew	28	M F			1 2					1 2	1			2		
Runaway	29	M F														
TOTAL			6	8	50	35		34	51	184	105	1	78			

Police Disposition of Juveniles 184
 1. Handled within Dept. and Released 0
 2. Referred to Juv. Court/Prob Dept. 184
 3. Referred to Welfare Agency 0
 4. Referred to Other Police Agency 0
 5. Referred to Criminal or Adult Crt 0

AGENCY: Kenai Police Department

Month of 1-85 - 12-85

OFFENSES KNOWN TO POLICE

(1)	(2)	(3)	(4)	(5)	(6)
CLASSIFICATION OF OFFENSES	OFFENSES REPORTED OR KNOWN	UNFOUNDED FALSE OR BASELESS	NUMBER OF ACTUAL OFFENSES	TOTAL OFFENSES CLEARED BY ARREST OR EXCEPT	NUMBER OF CLEARANCES PERSONS UNDER 18
1. Criminal Homicide					
A. Murder & Nonneg Mansl					
B. Mansl By Negligence					
2. Forcible Rape	TOTAL				
A. Rape By Force					
B. Attempts To Commit Forc. Rape					
3. Robbery	TOTAL	4	2	2	
A. Firearm	1	1			
B. Knife Or Cutting Instrument	1	1			
C. Other Dangerous Weapon					
D. Strong-Arm (Hands, Fist, Feet)	2		2		
4. Assault	TOTAL	89	5	84	73
A. Firearm	7	1	6	5	2
B. Knife Or Cutting Instrument	5		5	4	1
C. Other Dangerous Weapon	3		3	3	
D. Hands, Fist, Feet - aggravated	6		6	5	1
E. Other Assaults - Simple	68	4	64	56	5
5. Burglary	TOTAL	84	8	76	9
A. Forcible Entry	37	1	36	3	1
B. Unlawful Entry-No Force	30	3	27	6	3
C. Attempted Forcible Entry	17	4	13		
6. Larceny - Theft (Except Motor Veh)	TOTAL	260	20	240	65
7. Motor Vehicle Theft	TOTAL	59	15	44	14
A. Autos	31	13	18	4	
B. Trucks And Buses	17	2	15	6	
C. Other Vehicles	11		11	4	4
GRAND TOTAL	496	50	446	161	49

PROPERTY STOLEN BY CLASSIFICATION

CLASSIFICATION OF OFFENSES	NUMBER OF ACTUAL OFFENSES	VALUE OF PROPERTY STOLEN
1. Murder/Nonneg Mansl		\$
2. Forcible Rape (TOTAL)		\$
3. Robbery		\$
A. Highway (Street, Alleys, Etc.)		
B. Commercial House (Ex. C,D,F)		
C. Gas or Service Station	1	1,465
D. Chain Store		
E. Residence (Anywhere on Prem)		
F. Bank		
G. Miscellaneous	1	90
TOTAL ROBBERY	2	\$ 1,555
4. Assault - Not Applicable		
5. Burglary - Breaking or Entering		
A. Residence (Dwelling)		
1. Night (6 p.m. - 6 a.m.)	20	\$ 7,526
2. Day (6 a.m. - 6 p.m.)	11	6,676
3. Unknown	13	10,400
B. Nonresidence (store, off, etc.)		
1. Night (6 p.m. - 6 a.m.)	22	23,054
2. Day (6 a.m. - 6 p.m.)		
3. Unknown	10	17,039
TOTAL BURGLARY	76	\$ 64,695
6. Larceny - Theft (Except Veh)		
A. \$200 and over	68	\$ 47,753
B. \$50 to \$200	72	8,746
C. Under \$50	100	10,994
TOTAL LARCENY	240	\$ 67,493
7. Motor Vehicle Theft	44	\$ 122,465
GRAND TOTAL ALL		\$ 256,208
6X. Nature of Larcenies under 6		\$
A. Pocket - picking		
B. Purse - snatching	1	80
C. Shoplifting	34	830
D. From Motor Vehicles	60	19,102
E. Motor Vehicle Parts and Acc.	7	835
F. Bicycles	16	2,315
G. From Buildings (except C & H)	82	19,598
H. From any Coin-Op Machines	2	375
I. All Other	38	24,358
TOTAL LARCENIES	240	\$ 67,493
7X. Motor Vehicles Recovered		
A. Number Stolen Locally and Recovered Locally	31	
B. Number Stolen Locally & Recovered Other Jurisdiction	9	
C. Total Locally Stolen Motor Vehicles Recovered	40	
D. Number Stolen Out of Town, Recovered Locally		

AGENCY: Kenai Police Department

Month of 1-85 to 12-85

<u>PROPERTY BY TYPE AND VALUE</u>		
<u>TYPE OF PROPERTY</u>	<u>VALUE OF PROPERTY STOLEN AND RECOVERED IN YOUR JURISDICTION</u>	
(1)	STOLEN (2)	RECOVERED (3)
A. Currency, Notes, Etc.	\$ 18,449	\$ 989
B. Jewelry and Precious Metals	17,963	4,400
C. Clothing and Furs	3,851	592
D. Locally Stolen Motor Vehicles	122,465	106,060
E. Office Equipment	10,417	78
F. Television, Radios, Cameras, Etc.	19,093	849
G. Firearms	4,731	1,177
H. Household Goods	7,264	210
I. Consumable Goods	1,932	453
J. Livestock	0	0
K. Miscellaneous	50,043	6,253
TOTALS	\$ 256,208	\$ 121,061

AGE, SEX AND RACE OF PERSON ARRESTED

18 YEARS OF AGE AND OVER

OFFENSE	CLASS	SEX	** AGE **														TOT	WHT	* * RACE * *				ESK
			18	19	20	21	22	23	24	25 29	30 34	35 39	40 44	45 49	50 54	55 59			60 64	65 OV	BLK	IND	
Murder	01A	M F																					
Manslaught.	01B	M F																					
Rape	02	M F																					
Robbery	03	M F																					
Agg. Assault	04	M F					2		2 2	3	2	1						10 2	12				
Burglary	05	M F	2	1	1	1	1											5 1	6				
Larceny	06	M F	7	1	5 1	2 2	2		5	4	2	2						28 5	32		1		
MV. Theft	07	M F	2	2	1				1	2								8	8				
Oth Asslts.	08	M F	1	1	2	1	1		3 1	6 1	10 1	6 1		2 1	1			33 6	38		1		
Arson	09	M F																					
Forgery	10	M F	1						2									1 2	3				
Fraud	11	M F	2	1					2		1		1					3 4	5	2			
Embezzlmnt.	12	M F																					
Stln. Prop.	13	M F																					
Vandalism	14	M F	1	1 1	1				1	2	1							7 1	7		1		
Weapons	15	M F				1			1		1							3	2		1		

AGENCY: Kenai Police Department

Month of 1-85 - 12-85

AGE, SEX AND RACE OF PERSON ARRESTED

18 YEARS OF AGE AND OVER

OFFENSE	CLASS	SEX	AGE																TOT	WHT	RACE				ESK
			18	19	20	21	22	23	24	25 29	30 34	** 35 39	ACE 40 44	45 49	50 54	55 59	60 64	65 OV			BLK	IND	** ASN		
Prostitut.	16	M F																							
Sex Offns.	17	M F	1							1	2	2					1		7	7					
Drug/Total	18	M F						2		1									3	1			2		
Sale Total		M F																							
Narcotics	A	M F																							
Marijuana	B	M F																							
Synthetic	C	M F																							
Dangerous	D	M F																							
Possess. Tot		M F						2		1									3	1			2		
Narcotics	E	M F																							
Marijuana	F	M F						1		1									2	1			1		
Synthetic	G	M F																							
Dangerous	H	M F						1											1				1		
Gamb1 Tot.	19	M F																							
Bookmaking	A	M F																							
Numbers	B	M F																							
Oth Gamb1.	C	M F																							

AGENCY: Kenai Police Department

Months of 1-85 - 12-85

AGE, SEX AND RACE OF PERSON ARRESTED

18 YEARS OF AGE AND OVER

OFFENSE	CLASS	SEX	** AGE **																TOT	WHT	* * RACE * *			
			18	19	20	21	22	23	24	25	30	35	40	45	50	55	60	65			BLK	IND	ASN	ESK
										29	34	39	44	49	54	59	64	OV						
Family/Chld	20	M F																						
Driv. Inflc.	21	M F	1 1	6	9 1	5	7 2	9	5	28 4	20 3	19 3	14 2	6 2	3 1	3	2	3	140 19	151		8		
Liquor	22	M F	4 5	5 7	3 2	1					1 2		1						15 16	30		1		
Disorderly	24	M F				1	1			2	2	1	1	1					9	8		1		
All Other	26	M F	3	4 1	2 1			1		3 1	8 1	3 2	4		1		1	1	31 7	30		8		
TOTAL			31	31	29	14	18	10	25	60	52	40	25	13	6	4	4	4	366	340	2	24		

AGENCY: Kenai Police Department

Month of 1-85 - 12-85

AGE, SEX AND RACE OF PERSON ARRESTED

UNDER 18 YEARS OF AGE

OFFENSE	CLASS	SEX	10/ UNDER	11 12	13 14	** AGE **	16	17	TOTAL UNDER 18	WHITE	** RACE **	IND	ASIAN	ESKIMO
						BLACK								
Murder	01A	M F												
Manslaught.	01B	M F												
Rape	02	M F												
Robbery	03	M F												
Agg. Assault	04	M F			1		1	1	2 1	3				
Burglary	05	M F			4	3			7	7				
Larceny	06	M F	3	1 3	5 3	5 4	2 2	5	21 12	32			1	
MV. Theft	07	M F		2	1	1	1	2	7	7				
Oth Asslts.	08	M F	1	1			1 1	1	4 1	5				
Arson	09	M F												
Forgery	10	M F												
Fraud	11	M F						2	2	1		1		
Embezzlmnt.	12	M F												
Stln. Prop.	13	M F												
Vandalism	14	M F	7	2 1	1	1	2		13 1	14				
Weapons	15	M F												

UNDER 18 YEARS OF AGE

[illegible]

AGENCY: Kenai Police Department

Month of 1-85 - 12-85

AGE, SEX AND RACE OF PERSON ARRESTED

UNDER 18 YEARS OF AGE

OFFENSE	CLASS	SEX	10/ UNDER	11 12	13 14	** AGE **		16	17	TOTAL UNDER 18	WHITE	** RACE **			ASIAN	ESKIMO
						15						BLACK	IND			
Oth. Gamb.	C	M F														
Family/Chld	20	M F														
Driv. Inflc.	21	M F						3	3	6	6			1		
									1	1						
Liquor	22	M F			3	3		3	6	15	22			2		
					1	2		2	4	9						
Disorderly	24	M F														
All Other	26	M F	1						1	2	2					
Curfew	28	M F														
Runaway	29	M F			2			1		3	4					
						1				1						
TOTAL			12	11	30	24		23	30	130	121			8	1	

Police Disposition of Juveniles 130
 1. Handled within Dept. and Released 6
 2. Referred to Juv. Court/Prob Dept. 124
 3. Referred to Welfare Agency 0
 4. Referred to Other Police Agency 0
 5. Referred to Criminal or Adult Crt 0

OFFENSES KNOWN TO POLICE

(1) CLASSIFICATION OF OFFENSES	(2) OFFENSES REPORTED OR KNOWN	(3) UNFOUNDED FALSE OR BASELESS	(4) NUMBER OF ACTUAL OFFENSES	(5) TOTAL OFFENSES CLEARED BY ARREST OR EXCEPT	(6) NUMBER OF CLEARANCES PERSONS UNDER 18
1. Criminal Homicide					
A. Murder & Nonneg Mansl					
B. Mansl By Negligence					
2. Forcible Rape	TOTAL	9	1	8	
A. Rape By Force		8		8	
B. Attempts To Commit Forc. Rape		1	1		
3. Robbery	TOTAL	2	1	1	
A. Firearm		1		1	
B. Knife Or Cutting Instrument		1	1		
C. Other Dangerous Weapon					
D. Strong-Arm (Hands, Fist, Feet)					
4. Assault	TOTAL	278	9	269	12
A. Firearm		9		9	1
B. Knife Or Cutting Instrument		12		12	6
C. Other Dangerous Weapon		3		3	1
D. Hands, Fist, Feet - aggravated		15	2	13	5
E. Other Assaults - Simple		239	7	232	80
5. Burglary	TOTAL	122	1	121	4
A. Forcible Entry		59		59	7
B. Unlawful Entry-No Force		50	1	49	3
C. Attempted Forcible Entry		13		13	
6. Larceny - Theft (Except Motor Veh)	TOTAL	540	9	531	92
7. Motor Vehicle Theft	TOTAL	33	3	30	16
A. Autos		14	1	13	7
B. Trucks And Buses		11	2	9	6
C. Other Vehicles		8		8	3
GRAND TOTAL		984	24	960	215
					72

PROPERTY STOLEN BY CLASSIFICATION

CLASSIFICATION OF OFFENSES	NUMBER OF ACTUAL OFFENSES	VALUE OF PROPERTY STOLEN
1. Murder/Nonneg Mansl		\$
2. Forcible Rape (TOTAL)	8	\$
3. Robbery		\$
A. Highway (Street, Alleys, Etc.)		
B. Commercial House (Ex. C,D,F)		
C. Gas or Service Station		
D. Chain Store		
E. Residence (Anywhere on Prem)		
F. Bank		
G. Miscellaneous	1	7,691
TOTAL ROBBERY	1	\$ 7,691
4. Assault - Not Applicable		
5. Burglary - Breaking or Entering		
A. Residence (Dwelling)		
1. Night (6 p.m. - 6 a.m.)	23	\$ 13,097
2. Day (6 a.m. - 6 p.m.)	14	5,272
3. Unknown	13	2,773
B. Nonresidence (store, off, etc.)		
1. Night (6 p.m. - 6 a.m.)	53	23,976
2. Day (6 a.m. - 6 p.m.)	4	1,765
3. Unknown	14	2,183
TOTAL BURGLARY	121	\$ 49,066
6. Larceny - Theft (Except Veh)		
A. \$200 and over	161	\$ 124,896
B. \$50 to \$200	191	29,397
C. Under \$50	179	7,955
TOTAL LARCENY	531	\$ 162,248
7. Motor Vehicle Theft	30	\$ 119,111
GRAND TOTAL ALL		\$ 338,116
6X. Nature of Larcenies under 6		
A. Pocket - picking	3	\$ 2,368
B. Purse - Snatching	5	450
C. Shoplifting	68	3,236
D. From Motor Vehicles	112	20,207
E. Motor Vehicle Parts and Acc.	13	1,026
F. Bicycles	92	13,957
G. From Buildings (except C & H)	137	66,024
H. From any Coin-Op Machines	5	290
I. All Other	96	54,690
TOTAL LARCENIES	531	\$ 162,248
7X. Motor Vehicles Recovered		
A. Number Stolen Locally and Recovered Locally	26	
B. Number Stolen Locally & Recovered Other Jurisdiction		
C. Total Locally Stolen Motor Vehicles Recovered	26	
D. Number Stolen Out of Town, Recovered Locally		

AGENCY: Ketchikan Police Department

Months of 01-85 to 12-85

PROPERTY BY TYPE AND VALUE

<u>TYPE OF PROPERTY</u>	<u>VALUE OF PROPERTY STOLEN AND RECOVERED IN YOUR JURISDICTION</u>	
	<u>STOLEN</u>	<u>RECOVERED</u>
(1)	(2)	(3)
A. Currency, Notes, Etc.	\$ 54,480	\$ 8,290
B. Jewelry and Precious Metals	24,258	530
C. Clothing and Furs	11,797	546
D. Locally Stolen Motor Vehicles	119,455	103,265
E. Office Equipment	1	1
F. Television, Radios, Cameras, Etc.	20,350	1,550
G. Firearms	7,012	2,189
H. Household Goods	2,279	0
I. Consumable Goods	3,697	722
J. Livestock	0	0
K. Miscellaneous	94,787	21,856
TOTALS	\$ 338,116	\$ 138,949

AGENCY: Ketchikan Police Department

Month of 01-85 - 12-85

AGE, SEX AND RACE OF PERSON ARRESTED

18 YEARS OF AGE AND OVER

OFFENSE	CLASS	SEX	AGE														TOT	WHT	RACE			ESK	
			18	19	20	21	22	23	24	25 29	30 34	** 35 39	** 40 44	45 49	50 54	55 59			60 64	65 OV	BLK		IND
Murder	01A	M F																					
Manslaught.	01B	M F																					
Rape	02	M F																					
Robbery	03	M F																					
Agg. Assault	04	M F	1	3	4		6	2	4	21	6 1	8 1	1	4		2		62 3	32		32	1	
Burglary	05	M F		3	2			2			1		2				9 1	8			2		
Larceny	06	M F	1	2 1	2	1		2 1		3 3	1		2 1	1	1	1	15 9	13	2	8	1		
MV. Theft	07	M F						1		2							3	3					
Oth Asslts.	08	M F	1			1		1		4	1					1	6 3	4			5		
Arson	09	M F																					
Forgery	10	M F														1	1			1			
Fraud	11	M F				1				3	4		4 1	1	1	2	15 3	8			10		
Embezzlmt.	12	M F																					
Stln. Prop.	13	M F																					
Vandalism	14	M F	3	1		2		3	2	4 1	3	1					19 1	15			5		
Weapons	15	M F			2					3	1						6	5				1	

AGE, SEX AND RACE OF PERSON ARRESTED

18 YEARS OF AGE AND OVER

[illegible]

AGENCY: Ketchikan Police Department

Month of 01-85 - 12-85

AGE, SEX AND RACE OF PERSON ARRESTED

18 YEARS OF AGE AND OVER

OFFENSE	CLASS	SEX	** AGE **															** RACE **					TOT	WHT	BLK	IND	ASN	ESK																																																																																																																																																																																																																																																																																																																																																																																																																																																																																																																																																																																																																																																																																																																																																																																																																																																																																																																																																																																																																																																																																																																																																																																																																																																																																																																																																																																																	
			18	19	20	21	22	23	24	25 29	30 34	35 39	40 44	45 49	50 54	55 59	60 64	65 OV																																																																																																																																																																																																																																																																																																																																																																																																																																																																																																																																																																																																																																																																																																																																																																																																																																																																																																																																																																																																																																																																																																																																																																																																																																																																																																																																																																																																											
Family/Chld	20	M F																																																																																																																																																																																																																																																																																																																																																																																																																																																																																																																																																																																																																																																																																																																																																																																																																																																																																																																																																																																																																																																																																																																																																																																																																																																																																																																																																																																																																											

AGE, SEX AND RACE OF PERSON ARRESTED

UNDER 18 YEARS OF AGE

081

OFFENSE	CLASS	SEX	10/ UNDER	11 12	13 14	** AGE **		16	17	TOTAL UNDER 18	WHITE	* * RACE * *			ASIAN	ESKIMO
						15						BLACK	IND			
Murder	01A	M F														
Manslaught.	01B	M F														
Rape	02	M F														
Robbery	03	M F														
Agg. Assault	04	M			3	1		2	2	8	6	2	3			
		F			2	1				3						
Burglary	05	M			3	2		3	5	13	15					
		F			2					2						
Larceny	06	M	13	7	9	2		4	2	37	46		27		1	
		F	12	2	18	3		1	1	37						
MV. Theft	07	M						2	3	5	3		1		1	
		F														
Gth Asslts.	08	M							1	1	3		1			
		F						2	1	3						
Arson	09	M						1	1	2			2			
		F														
Forgery	10	M F														
Fraud	11	M F							1	1	1					
Embezzlmt.	12	M F														
St'n. Prop.	13	M			2	4		2		8	2	2	4			
		F														
Vandalism	14	M	1	1	1	2		6	3	14	11		6			
		F			3					3						
Weapons	15	M			2	1				3	3		1			
		F						1		1						

AGENCY: Ketchikan Police Department

Month of 01-85 - 12-85

AGE, SEX AND RACE OF PERSON ARRESTED

UNDER 18 YEARS OF AGE

OFFENSE	CLASS	SEX	10/ UNDER	11 12	** AGE **		16	17	TOTAL UNDER 18	WHITE	* * RACE * *			ASIAN	ESKIMO
					13 14	15					BLACK	IND			
Prostitut.	16	M F													
Sex Offns.	17	M F													
Drug/Total	18	M F		1	2 3	2	5		9 4	9			4		
Sale Total		M F													
Narcotics	A	M F													
Marijuana	B	M F													
Synthetic	C	M F													
Dangerous	D	M F													
Possess. Tot		M F		1	2 3	2	5		9 4	9			4		
Narcotics	E	M F													
Marijuana	F	M F		1	2 3	2	5		9 4	9			4		
Synthetic	G	M F													
Dangerous	H	M F													
Gamb1 Tot.	19	M F													
Bookmaking	A	M F													
Numbers	B	M F													

AGENCY: Ketchikan Police Department

Month of 01-85 - 12-85

AGE, SEX AND RACE OF PERSON ARRESTED

UNDER 18 YEARS OF AGE

		SEX				** AGE **			TOTAL	WHITE	* * RACE * *		ASIAN	ESKIMO
OFFENSE	CLASS		10/ UNDER	11 12	13 14	15	16	17	UNDER 18		BLACK	IND		
Oth. Gamb1.	C	M F												
Family/Ch1d	20	M F												
Driv. Inflc.	21	M F					1 1	6	7 1	8				
Liquor	22	M F			6 6	11 16	15 14	45 12	77 48	57		67		1
Disorderly	24	M F												
All Other	26	M F	3		2 1		1	2	8 1	8		1		
Curfew	28	M F			4 2	8 6	2 2	3 1	17 11	17		11		
Runaway	29	M F												
TOTAL			29	11	71	59	65	89	324	189	4	128	2	1

Police Disposition of Juveniles 324
 1. Handled within Dept. and Released 38
 2. Referred to Juv. Court/Prob Dept. 286
 3. Referred to Welfare Agency 0
 4. Referred to Other Police Agency 0
 5. Referred to Criminal or Adult Crt 0

OFFENSES KNOWN TO POLICE

(1) CLASSIFICATION OF OFFENSES	(2) OFFENSES REPORTED OR KNOWN	(3) UNFOUNDED FALSE OR BASELESS	(4) NUMBER OF ACTUAL OFFENSES	(5) TOTAL OFFENSES CLEARED BY ARREST OR EXCEPT	(6) NUMBER OF CLEARANCES PERSONS UNDER 18
1. Criminal Homicide					
A. Murder & Nonneg Mansl	1	1			
B. Mansl By Negligence					
2. Forcible Rape	TOTAL 1		1	1	
A. Rape By Force	1		1	1	
B. Attempts To Commit Forc. Rape					
3. Robbery	TOTAL				
A. Firearm					
B. Knife Or Cutting Instrument					
C. Other Dangerous Weapon					
D. Strong-Arm (Hands, Fist, Feet)					
4. Assault	TOTAL 122	6	116	103	4
A. Firearm	4		4	4	
B. Knife Or Cutting Instrument	8	1	7	5	
C. Other Dangerous Weapon	8		8	6	
D. Hands, Fist, Feet - aggravated	85	4	81	75	4
E. Other Assaults - Simple	17	1	16	13	
5. Burglary	TOTAL 99	9	90	19	2
A. Forcible Entry	60	2	58	10	1
B. Unlawful Entry-No Force	31	3	28	7	1
C. Attempted Forcible Entry	8	4	4	2	
6. Larceny - Theft (Except Motor Veh)	TOTAL 360	24	336	107	24
7. Motor Vehicle Theft	TOTAL 66	10	56	34	
A. Autos	33	2	31	20	
B. Trucks And Buses	17	5	12	10	
C. Other Vehicles	16	3	13	4	
GRAND TOTAL	649	50	599	264	30

PROPERTY STOLEN BY CLASSIFICATION

CLASSIFICATION OF OFFENSES	NUMBER OF ACTUAL OFFENSES	VALUE OF PROPERTY STOLEN
1. Murder/Nonneg Mansl		\$
2. Forcible Rape (TOTAL)	1	\$
3. Robbery		\$
A. Highway (Street, Alleys, Etc.)		
B. Commercial House (Ex. C,D,F)		
C. Gas or Service Station		
D. Chain Store		
E. Residence (Anywhere on Prem)		
F. Bank		
G. Miscellaneous		
TOTAL ROBBERY		\$
4. Assault - Not Applicable		
5. Burglary - Breaking or Entering		
A. Residence (Dwelling)		
1. Night (6 p.m. - 6 a.m.)	11	\$ 1,105
2. Day (6 a.m. - 6 p.m.)	6	450
3. Unknown	11	12,196
B. Nonresidence (store, off, etc.)		
1. Night (6 p.m. - 6 a.m.)	48	26,693
2. Day (6 a.m. - 6 p.m.)	2	150
3. Unknown	12	45,559
TOTAL BURGLARY	90	\$ 86,153
6. Larceny - Theft (Except Veh)		
A. \$200 and over	162	\$ 169,643
B. \$50 to \$200	93	13,667
C. Under \$50	81	3,323
TOTAL LARCENY	336	\$ 186,633
7. Motor Vehicle Theft	56	\$ 201,705
GRAND TOTAL ALL		\$ 474,491
6X. Nature of Larcenies under 6		
A. Pocket - picking	6	\$ 2,233
B. Purse - snatching	5	320
C. Shoplifting	50	1,678
D. From Motor Vehicles	55	15,397
E. Motor Vehicle Parts and Acc.	11	1,245
F. Bicycles	41	5,381
G. From Buildings (except C & H)	88	82,012
H. From any Coin-Op Machines	1	400
I. All Other	79	77,967
TOTAL LARCENIES	336	\$ 186,633
7X. Motor Vehicles Recovered		
A. Number Stolen Locally and Recovered Locally	43	
B. Number Stolen Locally & Recovered Other Jurisdiction	1	
C. Total Locally Stolen Motor Vehicles Recovered	44	
D. Number Stolen Out of Town, Recovered Locally		

AGENCY: Kodiak Police Department

Months of 01-85 to 12-85

PROPERTY BY TYPE AND VALUE

<u>TYPE OF PROPERTY</u>	<u>VALUE OF PROPERTY STOLEN AND RECOVERED IN YOUR JURISDICTION</u>	
	<u>STOLEN</u>	<u>RECOVERED</u>
(1)	(2)	(3)
A. Currency, Notes, Etc.	\$ 53,183	\$ 438
B. Jewelry and Precious Metals	38,193	58
C. Clothing and Furs	4,146	470
D. Locally Stolen Motor Vehicles	222,195	120,400
E. Office Equipment	800	0
F. Television, Radios, Cameras, Etc.	12,881	735
G. Firearms	23,476	6,370
H. Household Goods	1,866	0
I. Consumable Goods	7,733	641
J. Livestock	0	0
K. Miscellaneous	110,018	12,636
TOTALS	\$ 474,491	\$ 141,748

AGE, SEX AND RACE OF PERSON ARRESTED

18 YEARS OF AGE AND OVER

OFFENSE	CLASS	SEX	** AGE **																	** RACE **				
			18	19	20	21	22	23	24	25 29	30 34	35 39	40 44	45 49	50 54	55 59	60 64	65 OV	TOT	WHT	BLK	IND	ASN	ESK
Murder	01A	M F																						
Manslaught.	01B	M F																						
Rape	02	M F								1									1	1				
Robbery	03	M F																						
Agg. Assault	04	M F		1		1	1	2		8			5	1					19 1	16	1		3	
Burglary	05	M F							1		1	1							3	2		1		
Larceny	06	M F		1 1	2	1 2	1	1	1	5	3 1	1	2			2			15 9	21		1		2
MV. Theft	07	M F	3						1	1									5	4				1
Oth Asslts.	08	M F		1	1	1	1	4	3	7 1	3	2						1	24 1	22		2		1
Arson	09	M F			1									1					2	2				
Forgery	10	M F																						
Fraud	11	M F								4		1		1					4 2	4		2		
Embezzlmt.	12	M F																						
Stln. Prop.	13	M F																						
Vandalism	14	M F			1					2	1	1							5	5				
Weapons	15	M F	1							1		1	1						4	3		1		

AGENCY: Kodiak Police Department

Month of 1-85 - 12-85

AGE, SEX AND RACE OF PERSON ARRESTED

18 YEARS OF AGE AND OVER:

OFFENSE	CLASS	SEX	** AGE **																	* * RACE * *					ESK
			18	19	20	21	22	23	24	25 29	30 34	35 39	40 44	45 49	50 54	55 59	60 64	65 OV	TOT	WHT	BLK	IND	ASN		
Prostitut.	16	M F																							
Sex Offns.	17	M F								1		3						4	4						
Drug/Total	18	M F		1		3	1 2	2	1	6	2	3						19 2	20						1
Sale Total		M F					1			1								2	2						
Narcotics	A	M F					1			1								2	2						
Marijuana	B	M F																							
Synthetic	C	M F																							
Dangerous	D	M F																							
Possess. Tot		M F		1		3	2	2	1	5	2	3						17 2	18						1
Narcotics	E	M F		1						2		1						4	4						
Marijuana	F	M F				3	2	2	1	3	2	1						12 2	13						1
Synthetic	G	M F																							
Dangerous	H	M F										1						1	1						
Gamb1 Tot.	19	M F																							
Bookmaking	A	M F																							
Numbers	B	M F																							
Oth Gamb1.	C	M F																							

AGENCY: Kodiak Police Department

Months of 1-85 - 12-85

AGE, SEX AND RACE OF PERSON ARRESTED

18 YEARS OF AGE AND OVER

OFFENSE	CLASS	SEX	** AGE **														* * RACE * *					TOT	WHT	BLK	IND	ASN	ESK			
			18	19	20	21	22	23	24	25 29	30 34	35 39	40 44	45 49	50 54	55 59	60 64	65 OV												
Family/Child	20	M F																												
Driv. Inflic.	21	M F	4	3	5		3	7 1	3 1	19 4	14 7	16	5 1	5 1	1	1		2	88 15	89		9	1	4						
Liquor	22	M F	12 2	16 2	11 1	4	1		2	3	1	1		1				52 5	43		2	2	10							
Disorderly	24	M F			1	1	3 1	2	1	11 1	5	3	1	1		1		30 2	28		2		2							
All Other	26	M F	6 1	2	1 1	8	5 1	8	3	23	14 2	6 2	6 1	2			1	84 9	62		15	2	14							
TOTAL			29	28	25	21	20	27	17	97	57	37	25	13	3	3		3	405	326	1	35	8	35						

AGENCY: Kodiak Police Department

Month of 1-85 - 12-85

AGE, SEX AND RACE OF PERSON ARRESTED

UNDER 18 YEARS OF AGE

		SEX	** AGE **					** RACE **						
OFFENSE	CLASS		10/ UNDER	11 12	13 14	15	16	17	TOTAL UNDER 18	WHITE	BLACK	IND	ASIAN	ESKIMO
Murder	01A	M F												
Manslaught.	01B	M F												
Rape	02	M F												
Robbery	03	M F												
Agg. Assault	04	M F												
Burglary	05	M F												
Larceny	06	M F	1	5 3	8 1	2	2 1	2	20 5	21			1	3
MV. Theft	07	M F												
Oth Asslts.	08	M F					1	2	3	3				
Arson	09	M F												
Forgery	10	M F												
Fraud	11	M F												
Embezzlmt.	12	M F												
Stln. Prop.	13	M F												
Vandalism	14	M F				1			1	1				
Weapons	15	M F				1			1	1				

UNDER 18 YEARS OF AGE

[illegible]

AGENCY: Kodiak Police Department

Month of 1-85 - 12-85

AGE, SEX AND RACE OF PERSON ARRESTED

UNDER 18 YEARS OF AGE

		SEX	** AGE **					* * RACE * *						
OFFENSE	CLASS		10/ UNDER	11 12	13 14	15	16	17	TOTAL UNDER 18	WHITE	BLACK	IND	ASIAN	ESKIMO
Oth. Gamb1.	C	M F												
Family/Chld	20	M F												
Driv. Inflc.	21	M F				1		1	2	2				
Liquor	22	M F			5	9 1	9 8	13 3	36 12	44			2	2
Disorderly	24	M F												
All Other	26	M F			1				1	1				
Curfew	28	M F			3	5 3	3 8	6 1	14 15	27		2		
Runaway	29	M F												
TOTAL			1	8	18	24	32	28	111	101		2	3	5

Police Disposition of Juveniles	111
1. Handled within Dept. and Released	14
2. Referred to Juv. Court/Prob Dept.	97
3. Referred to Welfare Agency	0
4. Referred to Other Police Agency	0
5. Referred to Criminal or Adult Crt	0

AGENCY: Kotzebue Police Department

Months of 1-85 - 12-85

OFFENSES KNOWN TO POLICE

(1)	(2)	(3)	(4)	(5)	(6)
CLASSIFICATION OF OFFENSES	OFFENSES REPORTED OR KNOWN	UNFOUNDED FALSE OR BASELESS	NUMBER OF ACTUAL OFFENSES	TOTAL OFFENSES CLEARED BY ARREST OR EXCEPT	NUMBER OF CLEARANCES PERSONS UNDER 18
1. Criminal Homicide					
A. Murder & Nonneg Mansl	4		4	4	
B. Mansl By Negligence					
2. Forcible Rape	TOTAL	12	2	10	7
A. Rape By Force	10	2	8	5	
B. Attempts To Commit Forc. Rape	2		2	2	
3. Robbery	TOTAL	3		3	
A. Firearm					
B. Knife Or Cutting Instrument	2		2		
C. Other Dangerous Weapon					
D. Strong-Arm (Hands, Fist, Feet)	1		1		
4. Assault	TOTAL	175	7	168	135
A. Firearm	4		4	2	
B. Knife Or Cutting Instrument	8		8	5	
C. Other Dangerous Weapon	2		2	2	
D. Hands, Fist, Feet - aggravated	5		5	1	
E. Other Assaults - Simple	156	7	149	125	
5. Burglary	TOTAL	62	4	58	18
A. Forcible Entry	35	1	34	9	
B. Unlawful Entry-No Force	17	1	16	3	
C. Attempted Forcible Entry	10	2	8	6	
6. Larceny - Theft (Except Motor Veh)	TOTAL	140	13	127	63
7. Motor Vehicle Theft	TOTAL	134	17	117	76
A. Autos	4	2	2	2	1
B. Trucks And Buses	4	2	2	2	
C. Other Vehicles	126	13	113	72	
GRAND TOTAL	530	43	487	303	1

PROPERTY STOLEN BY CLASSIFICATION

CLASSIFICATION OF OFFENSES	NUMBER OF ACTUAL OFFENSES	VALUE OF PROPERTY STOLEN
1. Murder/Nonneg Mansl	4	\$
2. Forcible Rape (TOTAL)	10	\$ 30
3. Robbery		\$
A. Highway (Street, Alleys, Etc.)		
B. Commercial House (Ex. C,D,F)		
C. Gas or Service Station		
D. Chain Store		
E. Residence (Anywhere on Prem)	1	
F. Bank		
G. Miscellaneous	2	400
TOTAL ROBBERY	3	\$ 400
4. Assault - Not Applicable		
5. Burglary - Breaking or Entering		
A. Residence (Dwelling)		
1. Night (6 p.m. - 6 a.m.)	16	\$ 8,715
2. Day (6 a.m. - 6 p.m.)	1	425
3. Unknown	2	250
B. Nonresidence (store, off, etc.)		
1. Night (6 p.m. - 6 a.m.)	35	17,750
2. Day (6 a.m. - 6 p.m.)		
3. Unknown	4	2,530
TOTAL BURGLARY	58	\$ 29,670
6. Larceny - Theft (Except Veh)		
A. \$200 and over	59	\$ 35,626
B. \$50 to \$200	42	4,915
C. Under \$50	26	439
TOTAL LARCENY	127	\$ 40,980
7. Motor Vehicle Theft	117	\$ 202,900
GRAND TOTAL ALL		\$ 273,980
6X. Nature of Larcenies under 6		
A. Pocket - picking	12	\$ 2,922
B. Purse - snatching		
C. Shoplifting	15	93
D. From Motor Vehicles	3	370
E. Motor Vehicle Parts and Acc.	3	745
F. Bicycles	34	5,200
G. From Buildings (except C & H)	29	23,565
H. From any Coin-Op Machines		
I. All Other	31	8,085
TOTAL LARCENIES	127	\$ 40,980
7X. Motor Vehicles Recovered		
A. Number Stolen Locally and Recovered Locally	78	
B. Number Stolen Locally & Recovered Other Jurisdiction		
C. Total Locally Stolen Motor Vehicles Recovered	78	
D. Number Stolen Out of Town, Recovered Locally		

AGENCY: Kotzebue Police Department

Months of 1-85 - 12-85

PROPERTY BY TYPE AND VALUE

<u>TYPE OF PROPERTY</u> (1)	<u>VALUE OF PROPERTY STOLEN AND RECOVERED IN YOUR JURISDICTION</u>	
	<u>STOLEN</u> (2)	<u>RECOVERED</u> (3)
A. Currency, Notes, Etc.	\$ 23,703	\$ 3,292
B. Jewelry and Precious Metals	4,270	3,200
C. Clothing and Furs	3,580	1,170
D. Locally Stolen Motor Vehicles	215,150	146,200
E. Office Equipment	510	0
F. Television, Radios, Cameras, Etc.	7,875	0
G. Firearms	1,150	0
H. Household Goods	0	0
I. Consumable Goods	413	144
J. Livestock	0	0
K. Miscellaneous	17,329	5,400
TOTALS	\$ 273,980	\$ 159,406

AGENCY: Kotzebue Police Department

Months of 1-85 - 12-85

AGE, SEX AND RACE OF PERSON ARRESTED

18 YEARS OF AGE AND OVER

OFFENSE	CLASS	SEX	18 YEARS OF AGE AND OVER																	TOT	WHT	* * RACE * *				ESK
			18	19	20	21	22	23	24	25 29	30 34	** AGE ** 35 39	40 44	45 49	50 54	55 59	60 64	65 OV	BLK			IND	ASN			
Murder	01A	M F							1									1							1	
Manslaught.	01B	M F																								
Rape	02	M F							1	2		1	1					5							5	
Robbery	03	M F																								
Agg. Assault	04	M F	1		1					1			2	1				6 2							8	
Burglary	05	M F		3	2			1	1		2							9							9	
Larceny	06	M F	3	2	1			2	1	2	3 1	2 3		2	1			19 4							23	
MV. Theft	07	M F	1		2			1		1			1					6							6	
Oth Asslts.	08	M F	1	3 1	4 1	1	7	6	7	17 4	14	7	5	8	1	1	1	83 6	4		1				84	
Arson	09	M F																								
Forgery	10	M F							1			1						1 1							2	
Fraud	11	M F																								
Embezzlmt.	12	M F																								
Stln. Prop.	13	M F																								
Vandalism	14	M F	1 1		5	1		2	2	3		3						15 4							19	
Weapons	15	M F		1				1			2			1				5 1							6	

18 YEARS OF AGE AND OVER

[illegible]

AGENCY: Kotzebue Police Department

Months of 1-85 - 12-85

AGE, SEX AND RACE OF PERSON ARRESTED

18 YEARS OF AGE AND OVER

OFFENSE	CLASS	SEX	** AGE **														* * RACE * *				TOT	WHT	BLK	IND	ASN	ESK																																																																																																																																																																																																																																																																																																																																																																																																																																																																																																																																																																																																																																																																																																																																																																																																																																																																																																																																																																																																																																																																																																																																																																																																																																																																																																																																																																																																																																																													
			18	19	20	21	22	23	24	25 29	30 34	35 39	40 44	45 49	50 54	55 59	60 64	65 OV																																																																																																																																																																																																																																																																																																																																																																																																																																																																																																																																																																																																																																																																																																																																																																																																																																																																																																																																																																																																																																																																																																																																																																																																																																																																																																																																																																																																																																																																					
Family/Chld	20	M F																																																																																																																																																																																																																																																																																																																																																																																																																																																																																																																																																																																																																																																																																																																																																																																																																																																																																																																																																																																																																																																																																																																																																																																																																																																																																																																																																																																																																																																																																					

UNDER 18 YEARS OF AGE

[illegible]

AGENCY: Kotzebue Police Department

Months of 1-85 - 12-85

AGE, SEX AND RACE OF PERSON ARRESTED

UNDER 18 YEARS OF AGE

		SEX	** AGE **					* * RACE * *						
OFFENSE	CLASS		10/ UNDER	11 12	13 14	15	16	17	TOTAL UNDER 18	WHITE	BLACK	IND	ASIAN	ESKIMO
Prostitut.	16	M F												
Sex Offns.	17	M F	NO ARRESTS FOR KOTZEBUE IN THESE AGE GROUPS											
Drug/Total	18	M F												
Sale Total		M F												
Narcotics	A	M F												
Marijuana	B	M F												
Synthetic	C	M F												
Dangerous	D	M F												
Possess. Tot		M F												
Narcotics	E	M F												
Marijuana	F	M F												
Synthetic	G	M F												
Dangerous	H	M F												
Gambl Tot.	19	M F												
Bookmaking	A	M F												
Numbers	B	M F												

AGE, SEX AND RACE OF PERSON ARRESTED

UNDER 18 YEARS OF AGE

200

		SEX	10/ UNDER	11 12	13 14	** AGE ** 15	16	17	TOTAL UNDER 18	WHITE	** RACE ** BLACK	IND	ASIAN	ESKIMO
OFFENSE	CLASS													
Oth. Gamb1.	C	M F												
Family/Ch1d	20	M F												
Driv. Inflc.	21	M F						1	1					1
Liquor	22	M F			4 8	1 7	6 1	3 3	14 19					33
Disorderly	24	M F			1	1			2					2
All Other	26	M F												
Curfew	28	M F		8	11 4	14 2	12 1	12 2	57 9				1	65
Runaway	29	M F				3		2	5					5
TOTAL				11	34	32	23	28	128				1	127

Police Disposition of Juveniles 128
 1. Handled within Dept. and Released 69
 2. Referred to Juv. Court/Prob Dept. 59
 3. Referred to Welfare Agency 0
 4. Referred to Other Police Agency 0
 5. Referred to Criminal or Adult Crt 0

AGENCY: Nome Police Department

Month of 1-85 - 12-85

OFFENSES KNOWN TO POLICE

(1)		(2)	(3)	(4)	(5)	(6)
CLASSIFICATION OF OFFENSES		OFFENSES REPORTED OR KNOWN	UNFOUNDED FALSE OR BASELESS	NUMBER OF ACTUAL OFFENSES	TOTAL OFFENSES CLEARED BY ARREST OR EXCEPT	NUMBER OF CLEARANCES PERSONS UNDER 18
1. Criminal Homicide						
A. Murder & Nonneg Mansl						
B. Mansl By Negligence						
2. Forcible Rape	TOTAL	18	9	9	4	1
A. Rape By Force		16	9	7	4	1
B. Attempts To Commit Forc. Rape		2		2		
3. Robbery	TOTAL	4	1	3	2	
A. Firearm						
B. Knife Or Cutting Instrument						
C. Other Dangerous Weapon						
D. Strong-Arm (Hands, Fist, Feet)		4	1	3	2	
4. Assault	TOTAL	111	3	108	100	6
A. Firearm		4		4	3	1
B. Knife Or Cutting Instrument		6	1	5	5	
C. Other Dangerous Weapon		3		3	3	
D. Hands, Fist, Feet - aggravated		3		3	2	1
E. Other Assaults - Simple		95	2	93	87	4
5. Burglary	TOTAL	33	1	32	8	3
A. Forcible Entry		10		10	3	1
B. Unlawful Entry-No Force		16		16	5	2
C. Attempted Forcible Entry		7	1	6		
6. Larceny - Theft (Except Motor Veh)	TOTAL	236	26	210	100	31
7. Motor Vehicle Theft	TOTAL	66	7	59	21	4
A. Autos		2		2		
B. Trucks And Buses		12	3	9	7	
C. Other Vehicles		52	4	48	14	4
	GRAND TOTAL	468	47	421	235	45

PROPERTY STOLEN BY CLASSIFICATION

CLASSIFICATION OF OFFENSES	NUMBER OF ACTUAL OFFENSES	VALUE OF PROPERTY STOLEN
1. Murder/Nonneg Mansl		\$
2. Forcible Rape (TOTAL)	9	\$
3. Robbery		
A. Highway (Street, Alleys, Etc.)	3	\$
B. Commercial House (Ex. C,D,F)		
C. Gas or Service Station		
D. Chain Store		
E. Residence (Anywhere on Prem)		
F. Bank		
G. Miscellaneous		
TOTAL ROBBERY	3	\$
4. Assault - Not Applicable		
5. Burglary - Breaking or Entering		
A. Residence (Dwelling)		
1. Night (6 p.m. - 6 a.m.)	4	\$ 1,945
2. Day (6 a.m. - 6 p.m.)		
3. Unknown	7	13,325
B. Nonresidence (store, off, etc.)		
1. Night (6 p.m. - 6 a.m.)	16	6,272
2. Day (6 a.m. - 6 p.m.)	1	200
3. Unknown	4	2,400
TOTAL BURGLARY	32	\$ 24,142
6. Larceny - Theft (Except Veh)		
A. \$200 and over	64	\$ 62,536
B. \$50 to \$200	57	7,097
C. Under \$50	89	1,744
TOTAL LARCENY	210	\$ 71,377
7. Motor Vehicle Theft	59	\$ 138,750
GRAND TOTAL ALL		\$ 234,269
6X. Nature of Larcenies under 6		
A. Pocket - picking	1	\$ 150
B. Purse - snatching		
C. Shoplifting	63	533
D. From Motor Vehicles	11	1,201
E. Motor Vehicle Parts and Acc.	1	10
F. Bicycles	28	4,476
G. From Buildings (except C & H)	83	60,499
H. From any Coin-Op Machines		
I. All Other	23	4,508
TOTAL LARCENIES	210	\$ 71,377
7X. Motor Vehicles Recovered		
A. Number Stolen Locally and Recovered Locally	51	
B. Number Stolen Locally & Recovered Other Jurisdiction		
C. Total Locally Stolen Motor Vehicles Recovered	51	
D. Number Stolen Out of Town, Recovered Locally		

AGENCY: Nome Police Department

Months of 01-85 to 12-85

TYPE OF PROPERTY	PROPERTY BY TYPE AND VALUE	
	VALUE OF PROPERTY STOLEN AND RECOVERED IN YOUR JURISDICTION	
	STOLEN	RECOVERED
(1)	(2)	(3)
A. Currency, Notes, Etc.	\$ 41,903	\$ 3,289
B. Jewelry and Precious Metals	14,836	800
C. Clothing and Furs	2,085	721
D. Locally Stolen Motor Vehicles	139,750	123,032
E. Office Equipment	0	0
F. Television, Radios, Cameras, Etc.	1,241	484
G. Firearms	1,319	350
H. Household Goods	177	77
I. Consumable Goods	1,746	231
J. Livestock	0	0
K. Miscellaneous	31,212	15,343
TOTALS	\$ 234,269	\$ 144,327

AGE, SEX AND RACE OF PERSON ARRESTED

18 YEARS OF AGE AND OVER

204

OFFENSE	CLASS	SEX	AGE													TOT	WHT	RACE			ESK		
			18	19	20	21	22	23	24	25 29	30 34	35 39	40 44	45 49	50 54			55 59	60 64	65 OV		BLK	IND
Murder	01A	M F																					
Manslaught.	01B	M F																					
Rape	02	M F								2								2			2		
Robbery	03	M F								1								1					1
Agg. Assault	04	M F						1		1	2	2		1				7	3				4
Burglary	05	M F	2			1		1		1								5	1				4
Larceny	06	M F	1		1	1		1	1	7	13	1	7		1			33	1	1			38
							1	1				2			1			7					
MV. Theft	07	M F	1		3	1		1	1				1					8	1				7
Oth Asslts.	08	M F	3	1	1	7		1	2	6	9	3		2	1			37	7		1		33
									1	1	1			1				4					
Arson	09	M F																					
Forgery	10	M F						1										1					1
Fraud	11	M F								1			1					2					2
Embezzlmt.	12	M F																					
Stln. Prop.	13	M F																					
Vandalism	14	M F		1				2		7								10	2				9
								1										1					
Weapons	15	M F						1		3	1							5	3				2

AGENCY: Nome Police Department

Month of 01-85 - 12-85

AGE, SEX AND RACE OF PERSON ARRESTED

18 YEARS OF AGE AND OVER

OFFENSE	CLASS	SEX	** AGE **														TOT	WHT	** RACE **			ESK	
			18	19	20	21	22	23	24	25 29	30 34	35 39	40 44	45 49	50 54	55 59			60 64	65 OV	BLK		IND
Prostitut.	16	M F																					
Sex Offns.	17	M F		1				1							2		4	2					2
Drug/Total	18	M F				1	2		2	2 1	2	2					11 1	7					5
Sale Total		M F				1				1		1					2 1	2					1
Narcotics	A	M F																					
Marijuana	B	M F				1						1					2	1					1
Synthetic	C	M F																					
Dangerous	D	M F								1							1	1					
Possess. Tot		M F					2		2	2	2	1					9	5					4
Narcotics	E	M F							1		1						2	2					
Marijuana	F	M F					2		1	2	1	1					7	3					4
Synthetic	G	M F																					
Dangerous	H	M F																					
Gambl Tot.	19	M F																					
Bookmaking	A	M F																					
Numbers	B	M F																					
Oth Gambl.	C	M F																					

AGENCY: Nome Police Department

Month of 01-85 - 12-85

AGE, SEX AND RACE OF PERSON ARRESTED

18 YEARS OF AGE AND OVER

9000

OFFENSE	CLASS	SEX	** AGE **																	* * RACE * *				
			18	19	20	21	22	23	24	25 29	30 34	35 39	40 44	45 49	50 54	55 59	60 64	65 OV	TOT	WHT	BLK	IND	ASN	ESK
Family/Chld	20	M F					1		1		2							4					4	
Driv. Inflc.	21	M F		2	1	2	5	6	10	6	5	2	3					42	14	1			37	
			3		1		2		2	2								10						
Liquor	22	M F	4	7	8	2	1											22	3				35	
			5	5	4		1	1										16						
Disorderly	24	M F						1	1	3	3					1	1	3	13	2			12	
											1							1						
All Other	26	M F			2	3	2	1	1	5	5	2	2			1		24	5		1		27	
				1						1			1	4		1	1	9						
TOTAL			19	18	21	18	16	18	10	51	49	19	16	10	3	6	2	4	280	51	2	4	223	

AGENCY: Nome Police Department

Month of 01-85 - 12-85

AGE, SEX AND RACE OF PERSON ARRESTED

UNDER 18 YEARS OF AGE

OFFENSE	CLASS	SEX	10/ UNDER	11 12	13 14	** AGE **			TOTAL UNDER 18	WHITE	* * RACE * *			ASIAN	ESKIMO
						15	16	17			BLACK	IND			
Murder	01A	M F													
Manslaught.	01B	M F													
Rape	02	M F					1		1						1
Robbery	03	M F													
Agg. Assault	04	M F			1		1		1						2
Burglary	05	M F				2	1	1	4						4
Larceny	06	M F	10 7	6 1	7 4	2	2 1		27 13	6				1	33
MV. Theft	07	M F	2				2		4	1		1			2
Oth Asslts.	08	M F				1		1	1 1	1					1
Arson	09	M F													
Forgery	10	M F													
Fraud	11	M F													
Embezzlmt.	12	M F													
Stln. Prop.	13	M F													
Vandalism	14	M F			2	1	2	1	5 1	2					4
Weapons	15	M F						1	1						1

UNDER 18 YEARS OF AGE

SEX			10/ UNDER	11 12	13 14	** AGE ** 15	16	17	TOTAL UNDER 18	WHITE	** RACE ** BLACK	IND	ASIAN	ESKIMO
OFFENSE	CLASS													
Prostitut.	16	M F												
Sex Offns.	17	M F	NO ARRESTS FOR NOME IN THESE AGE GROUPS											
Drug/Total	18	M F												
Sale Total		M F												
Narcotics	A	M F												
Marijuana	B	M F												
Synthetic	C	M F												
Dangerous	D	M F												
Possess. Tot		M F												
Narcotics	E	M F												
Marijuana	F	M F												
Synthetic	G	M F												
Dangerous	H	M F												
Gamb1 Tot.	19	M F												
Bookmaking	A	M F												
Numbers	B	M F												

AGENCY: Nome Police Department

Month of 01-85 - 12-85

AGE, SEX AND RACE OF PERSON ARRESTED

UNDER 18 YEARS OF AGE

OFFENSE	CLASS	SEX	10/ UNDER	11 12	13 14	** AGE **		16	17	TOTAL UNDER 18	WHITE	** RACE **			ASIAN	ESKIMO
						15						BLACK	IND			
Oth. Gamb1.	C	M F														
Family/Chld	20	M F														
Driv. Inflc.	21	M F							3	3						3
Liquor	22	M F		1	3	3		3	8	18	1		2			45
					2	5		7	16	30						
Disorderly	24	M F							1	1						1
All Other	26	M F				1				1	1					
Curfew	28	M F				1			1	2	1					1
Runaway	29	M F		1	2	2				1 4	1					4
TOTAL			19	9	21	18		20	33	120	14		3		1	102

Police Disposition of Juveniles	120
1. Handled within Dept. and Released	60
2. Referred to Juv. Court/Prob Dept.	58
3. Referred to Welfare Agency	2
4. Referred to Other Police Agency	0
5. Referred to Criminal or Adult Crt	0

AGENCY: North Pole Police Department

Month of 1-85 - 12-85

OFFENSES KNOWN TO POLICE

(1)	(2)	(3)	(4)	(5)	(6)
CLASSIFICATION OF OFFENSES	OFFENSES REPORTED OR KNOWN	UNFOUNDED FALSE OR BASELESS	NUMBER OF ACTUAL OFFENSES	TOTAL OFFENSES CLEARED BY ARREST OR EXCEPT	NUMBER OF CLEARANCES PERSONS UNDER 18
1. Criminal Homicide					
A. Murder & Nonneg Mansl					
B. Mansl By Negligence					
2. Forcible Rape	TOTAL				
A. Rape By Force					
B. Attempts To Commit Forc. Rape					
3. Robbery	TOTAL	1	1		
A. Firearm	1		1		
B. Knife Or Cutting Instrument					
C. Other Dangerous Weapon					
D. Strong-Arm (Hands, Fist, Feet)					
4. Assault	TOTAL	32	4	28	7
A. Firearm	4		4	2	1
B. Knife Or Cutting Instrument	2		2		
C. Other Dangerous Weapon	2		2	2	
D. Hands, Fist, Feet - aggravated	12	1	11		
E. Other Assaults - Simple	12	3	9	3	
5. Burglary	TOTAL	17	17	2	
A. Forcible Entry	10		10	2	
B. Unlawful Entry-No Force	5		5		
C. Attempted Forcible Entry	2		2		
6. Larceny - Theft (Except Motor Veh)	TOTAL	109	10	99	21
7. Motor Vehicle Theft	TOTAL	4	4	4	4
A. Autos	4		4	4	4
B. Trucks And Buses					
C. Other Vehicles					
GRAND TOTAL	163	14	149	34	14

PROPERTY STOLEN BY CLASSIFICATION

CLASSIFICATION OF OFFENSES	NUMBER OF ACTUAL OFFENSES	VALUE OF PROPERTY STOLEN
1. Murder/Nonneg Mansl		\$
2. Forcible Rape (TOTAL)		\$
3. Robbery		
A. Highway (Street, Alleys, Etc.)		\$
B. Commercial House (Ex. C,D,F)		
C. Gas or Service Station	1	633
D. Chain Store		
E. Residence (Anywhere on Prem)		
F. Bank		
G. Miscellaneous		
TOTAL ROBBERY	1	\$ 633
4. Assault - Not Applicable		
5. Burglary - Breaking or Entering		
A. Residence (Dwelling)		\$
1. Night (6 p.m. - 6 a.m.)		2,000
2. Day (6 a.m. - 6 p.m.)	2	1,635
3. Unknown	6	
B. Nonresidence (store, off, etc.)		
1. Night (6 p.m. - 6 a.m.)	5	7,625
2. Day (6 a.m. - 6 p.m.)		
3. Unknown	4	6,412
TOTAL BURGLARY	17	\$ 17,672
6. Larceny - Theft (Except Veh)		
A. \$200 and over	35	\$ 25,923
B. \$50 to \$200	21	3,156
C. Under \$50	43	645
TOTAL LARCENY	99	\$ 29,724
7. Motor Vehicle Theft	4	\$ 20,660
GRAND TOTAL ALL		\$ 68,689
6X. Nature of Larcenies under 6		
A. Pocket - picking	1	\$ 6
B. Purse - snatching	3	73
C. Shoplifting	37	1,046
D. From Motor Vehicles	10	3,250
E. Motor Vehicle Parts and Acc.	1	80
F. Bicycles	10	1,340
G. From Buildings (except C & H)	24	21,387
H. From any Coin-Op Machines		
I. All Other	13	2,542
TOTAL LARCENIES	99	\$ 29,724
7X. Motor Vehicles Recovered		
A. Number Stolen Locally and Recovered Locally	1	
B. Number Stolen Locally & Recovered Other Jurisdiction	2	
C. Total Locally Stolen Motor Vehicles Recovered	3	
D. Number Stolen Out of Town, Recovered Locally		

AGENCY: North Pole Police Department

Month of 1-85 to 12-85

PROPERTY BY TYPE AND VALUE

<u>TYPE OF PROPERTY</u> (1)	<u>VALUE OF PROPERTY STOLEN AND RECOVERED IN YOUR JURISDICTION</u>	
	<u>STOLEN</u> (2)	<u>RECOVERED</u> (3)
A. Currency, Notes, Etc.	\$ 8,546	\$ 1,207
B. Jewelry and Precious Metals	0	0
C. Clothing and Furs	2,134	1,136
D. Locally Stolen Motor Vehicles	25,250	15,500
E. Office Equipment	0	0
F. Television, Radios, Cameras, Etc.	1,816	31
G. Firearms	1,250	250
H. Household Goods	2,150	0
I. Consumable Goods	7,656	106
J. Livestock	0	0
K. Miscellaneous	19,887	2,328
TOTALS	\$ 68,689	\$ 20,558

AGENCY: North Pole Police Department

Month of 1-85 - 12-85

AGE, SEX AND RACE OF PERSON ARRESTED

18 YEARS OF AGE AND OVER

OFFENSE	CLASS	SEX	** AGE **														TOT	WHT	* * RACE * *				ESK
			18	19	20	21	22	23	24	25 29	30 34	35 39	40 44	45 49	50 54	55 59			60 64	65 OV	BLK	IND	
Murder	01A	M F																					
Manslaught.	01B	M F																					
Rape	02	M F																					
Robbery	03	M F																					
Agg. Assault	04	M F							1	1			1					3	3				
Burglary	05	M F	1	1	2													4	4				
Larceny	06	M F	2	2		3		1			1	3		1				13 4	16		1		
MV. Theft	07	M F																					
Oth Asslts.	08	M F							1	3								4	4				
Arson	09	M F																					
Forgery	10	M F																					
Fraud	11	M F																					
Embezzlmt.	12	M F																					
Stln. Prop.	13	M F																					
Vandalism	14	M F																					
Weapons	15	M F											2					2	2				

18 YEARS OF AGE AND OVER

[illegible]

AGENCY: North Pole Police Department

Months of 1-85 - 12-85

AGE, SEX AND RACE OF PERSON ARRESTED

18 YEARS OF AGE AND OVER

OFFENSE	CLASS	SEX	** AGE **														TOT	WHT	* * RACE * *			
			18	19	20	21	22	23	24	25 29	30 34	35 39	40 44	45 49	50 54	55 59			60 64	65 OV	BLK	IND
Family/Chld	20	M F																				
Driv. Inflc.	21	M F			1	2 1		1	2	11 1	13 1	7 1	7 3	4				48 7	53	1	1	
Liquor	22	M F	4	2														6	5		1	
Disorderly	24	M F						1										1			1	
All Other	26	M F			1	1				1		1						1 3	3		1	
TOTAL			7	5	6	7		3	4	18	15	13	10	8				96	90	1	5	

AGE, SEX AND RACE OF PERSON ARRESTED

UNDER 18 YEARS OF AGE

216

OFFENSE	CLASS	SEX	10/ UNDER	11 12	13 14	** AGE ** 15	16	17	TOTAL UNDER 18	WHITE	** RACE ** BLACK	IND	ASIAN	ESKIMO
Murder	01A	M F												
Manslaught.	01B	M F												
Rape	02	M F												
Robbery	03	M F												
Agg. Assault	04	M F			1				1	1				
Burglary	05	M F				2		1	3	3				
Larceny	06	M F	1 1	2	9 2	7	4	1 4	24 7	28	1	1		1
MV. Theft	07	M F			3	5			8	8				
Oth Asslts.	08	M F				1		1	1 1	2				
Arson	09	M F												
Forgery	10	M F												
Fraud	11	M F												
Embezzlmt.	12	M F												
Stln. Prop.	13	M F												
Vandalism	14	M F		4					4	4				
Weapons	15	M F					1		1	1				

AGENCY: North Pole Police Department

Month of 1-85 - 12-85

AGE, SEX AND RACE OF PERSON ARRESTED

UNDER 18 YEARS OF AGE

OFFENSE	CLASS	SEX	10/ UNDER	11 12	13 14	** AGE ** 15	16	17	TOTAL UNDER 18	WHITE	** RACE ** BLACK	IND	ASIAN	ESKIMO
Prostitut.	16	M F												
Sex Offns.	17	M F												
Drug/Total	18	M F			10 4	4 1	6		20 5	25				
Sale Total		M F												
Narcotics	A	M F												
Marijuana	B	M F												
Synthetic	C	M F												
Dangerous	D	M F												
Possess. Tot		M F			10 4	4 1	6		20 5	25				
Narcotics	E	M F			2				2	2				
Marijuana	F	M F			8 4	4 1	5		17 5	22				
Synthetic	G	M F												
Dangerous	H	M F					1		1	1				
Gambl Tot.	19	M F												
Bookmaking	A	M F												
Numbers	B	M F												

AGE, SEX AND RACE OF PERSON ARRESTED

UNDER 18 YEARS OF AGE

218

OFFENSE	CLASS	SEX	** AGE **					TOTAL UNDER 18	WHITE	** RACE **			ASIAN	ESKIMO
			10/ UNDER	11 12	13 14	15	16			BLACK	IND			
Oth. Gamb1.	C	M F												
Family/Chld	20	M F												
Driv. Inflc.	21	M F												
Liquor	22	M F			1	3 1	4	8 1	9					
Disorderly	24	M F												
All Other	26	M F				3	1	4	4					
Curfew	28	M F												
Runaway	29	M F			1 1			1 1	2					
TOTAL			2	6	32	27	16	90	87	1	1			1

Police Disposition of Juveniles	90
1. Handled within Dept. and Released	42
2. Referred to Juv. Court/Prob Dept.	48
3. Referred to Welfare Agency	0
4. Referred to Other Police Agency	0
5. Referred to Criminal or Adult Crt	0

AGENCY: North Slope Borough

Month of 1-85 - 12-85

OFFENSES KNOWN TO POLICE

(1)	(2)	(3)	(4)	(5)	(6)
CLASSIFICATION OF OFFENSES	OFFENSES REPORTED OR KNOWN	UNFOUNDED FALSE OR BASELESS	NUMBER OF ACTUAL OFFENSES	TOTAL OFFENSES CLEARED BY ARREST OR EXCEPT	NUMBER OF CLEARANCES PERSONS UNDER 18
1. Criminal Homicide					
A. Murder & Nonneg Mansl	3	1	2	2	
B. Mansl By Negligence					
2. Forcible Rape	TOTAL	27	6	21	17
A. Rape By Force	22	5	17	13	2
B. Attempts To Commit Forc. Rape	5	1	4	4	
3. Robbery	TOTAL	5	5	3	
A. Firearm	1		1	1	
B. Knife Or Cutting Instrument					
C. Other Dangerous Weapon	1		1	1	
D. Strong-Arm (Hands, Fist, Feet)	3		3	1	
4. Assault	TOTAL	185	4	181	122
A. Firearm	7		7	6	
B. Knife Or Cutting Instrument	22	3	19	10	
C. Other Dangerous Weapon	10		10	8	2
D. Hands, Fist, Feet - aggravated	32		32	19	
E. Other Assaults - Simple	114	1	113	79	2
5. Burglary	TOTAL	130	7	123	21
A. Forcible Entry	70	4	66	8	3
B. Unlawful Entry-No Force	43	1	42	8	3
C. Attempted Forcible Entry	17	2	15	5	2
6. Larceny - Theft (Except Motor Veh)	TOTAL	153	10	143	27
7. Motor Vehicle Theft	TOTAL	216	10	206	24
A. Autos	8		8		
B. Trucks And Buses	51	5	46	12	3
C. Other Vehicles	157	5	152	12	5
GRAND TOTAL	719	38	681	216	29

AGENCY: North Slope Borough

Month of 1-85 - 12-85

PROPERTY STOLEN BY CLASSIFICATION

CLASSIFICATION OF OFFENSES	NUMBER OF ACTUAL OFFENSES	VALUE OF PROPERTY STOLEN
1. Murder/Nonneg Mansl	2	\$
2. Forcible Rape (TOTAL)	21	\$
3. Robbery		
A. Highway (Street, Alleys, Etc.)		\$
B. Commercial House (Ex. C,D,F)		
C. Gas or Service Station		
D. Chain Store		
E. Residence (Anywhere on Prem)	4	7,100
F. Bank		
G. Miscellaneous	1	600
TOTAL ROBBERY	5	\$ 7,700
4. Assault - Not Applicable		
5. Burglary - Breaking or Entering		
A. Residence (Dwelling)		
1. Night (6 p.m. - 6 a.m.)	24	\$ 18,868
2. Day (6 a.m. - 6 p.m.)	13	9,315
3. Unknown	25	8,965
B. Nonresidence (store, off, etc.)		
1. Night (6 p.m. - 6 a.m.)	43	86,195
2. Day (6 a.m. - 6 p.m.)	4	2,061
3. Unknown	14	14,907
TOTAL BURGLARY	123	\$ 140,311
6. Larceny - Theft (Except Veh)		
A. \$200 and over	68	\$ 363,657
B. \$50 to \$200	48	5,469
C. Under \$50	27	689
TOTAL LARCENY	143	\$ 369,815
7. Motor Vehicle Theft	206	\$ 927,864
GRAND TOTAL ALL		\$ 1,445,690
6X. Nature of Larcenies under 6		
A. Pocket - picking	6	\$ 2,568
B. Purse - snatching	4	422
C. Shoplifting	21	1,732
D. From Motor Vehicles	10	4,475
E. Motor Vehicle Parts and Acc.	4	10,616
F. Bicycles	20	2,906
G. From Buildings (except C & H)	49	57,317
H. From any Coin-Op Machines	1	
I. All Other	28	289,779
TOTAL LARCENIES	143	\$ 369,815
7X. Motor Vehicles Recovered		
A. Number Stolen Locally and Recovered Locally	188	
B. Number Stolen Locally & Recovered Other Jurisdiction		
C. Total Locally Stolen Motor Vehicles Recovered	188	
D. Number Stolen Out of Town, Recovered Locally		

AGENCY: North Slope Borough

Month of 1-85 to 12-85

PROPERTY BY TYPE AND VALUE

<u>TYPE OF PROPERTY</u>	<u>VALUE OF PROPERTY STOLEN AND RECOVERED IN YOUR JURISDICTION</u>	
(1)	STOLEN (2)	RECOVERED (3)
A. Currency, Notes, Etc.	\$ 88,754	\$ 7,554
B. Jewelry and Precious Metals	15,841	470
C. Clothing and Furs	21,404	2,972
D. Locally Stolen Motor Vehicles	1,008,114	884,616
E. Office Equipment	3,100	2,000
F. Television, Radios, Cameras, Etc.	30,589	4,086
G. Firearms	4,336	1,400
H. Household Goods	2,966	0
I. Consumable Goods	2,564	549
J. Livestock	0	0
K. Miscellaneous	268,022	203,565
TOTALS	\$ 1,445,690	\$ 1,107,212

AGE, SEX AND RACE OF PERSON ARRESTED

18 YEARS OF AGE AND OVER

222

OFFENSE	CLASS	SEX	AGE																	TOT	WHT	RACE			ESK
			18	19	20	21	22	23	24	25 29	30 34	35 39	40 44	45 49	50 54	55 59	60 64	65 OV	BLK			IND	ASN		
Murder	01A	M F							2									2					2		
Manslaught.	01B	M F																							
Rape	02	M F	1	1	3			1		1	2				1			10					10		
Robbery	03	M F						1			1	1						3 1	3				1		
Agg. Assault	04	M F		1	2 1		1 1			1 3	1 1		1					7 6	1				12		
Burglary	05	M F	2	2		5	3	1		3	2							18	1				17		
Larceny	06	M F		2		1 1				1	2 1	1		1				8 2	1				9		
MV. Theft	07	M F		1	1	1			2	1	1		1					8					8		
Oth Asslts.	08	M F	2 1	2	1	3	1	2	2 1	15 1	7	5 1	5		1	1		47 4	4				47		
Arson	09	M F																							
Forgery	10	M F																							
Fraud	11	M F																							
Embezzlmt.	12	M F																							
Stln. Prop.	13	M F								2	2							4					4		
Vandalism	14	M F	1		1	2				1 1		2			1			6 3					9		
Weapons	15	M F	1	1		1	1		1	2		2						9			2		7		

AGENCY: North Slope Borough

Month of 1-85 - 12-85

AGE, SEX AND RACE OF PERSON ARRESTED

18 YEARS OF AGE AND OVER

OFFENSE	CLASS	SEX	18	19	20	21	22	23	24	25	30	** AGE **			45	50	55	60	65	TOT	WHT	* * RACE * *			ESK
										29	34	35	40	44	49	54	59	64	OV			BLK	IND	ASN	
Prostitut.	16	M F																							
Sex Offns.	17	M F							1											1					1
Drug/Total	18	M F						1		3	1	1	1		1					8 2	4	1		1	4
Sale Total		M F																							
Narcotics	A	M F																							
Marijuana	B	M F																							
Synthetic	C	M F																							
Dangerous	D	M F																							
Possess. Tot		M F						1		3	1	1	1		1					8 2	4	1		1	4
Narcotics	E	M F								1		1	1			2				3 2	3	1		1	
Marijuana	F	M F						1		2	1				1					5	1				4
Synthetic	G	M F																							
Dangerous	H	M F																							
Gambl Tot.	19	M F																							
Bookmaking	A	M F																							
Numbers	B	M F																							
Oth Gambl.	C	M F																							

AGE, SEX AND RACE OF PERSON ARRESTED

18 YEARS OF AGE AND OVER

224

OFFENSE	CLASS	SEX	18	19	20	21	22	23	24	25	30	** AGE **		45	50	55	60	65	TOT	WHT	* * RACE * *				ESK
												35	40	49	54	59	64	OV			BLK	IND	ASN		
Family/Chld	20	M F																							
Driv. Inflc.	21	M F	1		5	3	2	4	7	22	11	14	13	8	6	4	2	1	103	17	2		3		110
					1	2	2	2	2	7	6	3	3			1			29						
Liquor	22	M F	18	21	18	2	1	1	1	1	7	4		1	1				76	3	3				141
			18	26	14	4		2	2	1	2		1	1					71						
Disorderly	24	M F			2	1		2	2	2	4	4	2	1	2				22		1				25
										1	2		1						4						
All Other	26	M F		1	3	3	2	1		7	1	2	1	1		1			23	1	2				22
				1					1										2						
TOTAL			45	59	52	29	14	18	22	79	54	40	29	16	11	8	2	1	479	35	9		6		429

AGENCY: North Slope Borough

Month of 1-85 - 12-85

AGE, SEX AND RACE OF PERSON ARRESTED

UNDER 18 YEARS OF AGE

OFFENSE	CLASS	SEX	10/ UNDER	11 12	13 14	** AGE **	16	17	TOTAL UNDER 18	WHITE	** RACE **	IND	ASIAN	ESKIMO
		15				BLACK								
Murder	01A	M F												
Manslaught.	01B	M F												
Rape	02	M F					1		1					1
Robbery	03	M F												
Agg. Assault	04	M F					1		1					1
Burglary	05	M F				3		1	3 1					4
Larceny	06	M F			2	1	2	1	6	1				5
MV. Theft	07	M F			6	1		1	7 1					8
Oth Asslts.	08	M F			1	1			1 1					2
Arson	09	M F												
Forgery	10	M F												
Fraud	11	M F												
Embezzlmt.	12	M F												
Stln. Prop.	13	M F												
Vandalism	14	M F	2				1		3					3
Weapons	15	M F												

AGENCY: North Slope Borough

Month of 1-85 - 12-85

AGE, SEX AND RACE OF PERSON ARRESTED

UNDER 18 YEARS OF AGE

		SEX	** AGE **					* * RACE * *						
OFFENSE	CLASS		10/ UNDER	11 12	13 14	15	16	17	TOTAL UNDER 18	WHITE	BLACK	IND	ASIAN	ESKIMO
Oth. Gamb1.	C	M F												
Family/Chld	20	M F												
Driv. Inf1c.	21	M F			1			1	1					2
Liquor	22	M F		1 1	7 9	8 3	6 3	10 15	32 31					63
Disorderly	24	M F												
All Other	26	M F												
Curfew	28	M F			1				1					1
Runaway	29	M F												
TOTAL			2	2	27	17	14	29	91	1				90

Police Disposition of Juveniles 91
 1. Handled within Dept. and Released 12
 2. Referred to Juv. Court/Prob Dept. 79
 3. Referred to Welfare Agency 0
 4. Referred to Other Police Agency 0
 5. Referred to Criminal or Adult Crt 0

AGENCY: Palmer Police Department

Month of 1-85 - 12-85

OFFENSES KNOWN TO POLICE

(1)	(2)	(3)	(4)	(5)	(6)
CLASSIFICATION OF OFFENSES	OFFENSES REPORTED OR KNOWN	UNFOUNDED FALSE OR BASELESS	NUMBER OF ACTUAL OFFENSES	TOTAL OFFENSES CLEARED BY ARREST OR EXCEPT	NUMBER OF CLEARANCES PERSONS UNDER 18
1. Criminal Homicide					
A. Murder & Nonneg Mansl					
B. Mansl By Negligence					
2. Forcible Rape	TOTAL	4	4		
A. Rape By Force		1	1		
B. Attempts To Commit Forc. Rape		3	3		
3. Robbery	TOTAL	1	1	1	1
A. Firearm					
B. Knife Or Cutting Instrument					
C. Other Dangerous Weapon					
D. Strong-Arm (Hands, Fist, Feet)		1	1	1	1
4. Assault	TOTAL	55	4	51	28
A. Firearm		1	1		
B. Knife Or Cutting Instrument		2	2		
C. Other Dangerous Weapon		1	1		
D. Hands, Fist, Feet - aggravated		5	5	3	1
E. Other Assaults - Simple		46	4	42	25
5. Burglary	TOTAL	40	2	38	
A. Forcible Entry		29	1	28	
B. Unlawful Entry-No Force		7	7		
C. Attempted Forcible Entry		4	1	3	
6. Larceny - Theft (Except Motor Veh)	TOTAL	176	14	162	23
7. Motor Vehicle Theft	TOTAL	29	6	23	2
A. Autos		12	3	9	2
B. Trucks And Buses		12	3	9	
C. Other Vehicles		5	5		
GRAND TOTAL		305	26	279	54
					20

PROPERTY STOLEN BY CLASSIFICATION

CLASSIFICATION OF OFFENSES	NUMBER OF ACTUAL OFFENSES	VALUE OF PROPERTY STOLEN
1. Murder/Nonneg Mansl		\$
2. Forcible Rape (TOTAL)	4	\$
3. Robbery		\$
A. Highway (Street, Alleys, Etc.)		
B. Commercial House (Ex. C,D,F)		
C. Gas or Service Station		
D. Chain Store		
E. Residence (Anywhere on Prem)		
F. Bank		
G. Miscellaneous	1	5
TOTAL ROBBERY	1	\$ 5
4. Assault - Not Applicable		
5. Burglary - Breaking or Entering		
A. Residence (Dwelling)		
1. Night (6 p.m. - 6 a.m.)	3	\$ 8,552
2. Day (6 a.m. - 6 p.m.)	3	310
3. Unknown	1	
B. Nonresidence (store, off, etc.)		
1. Night (6 p.m. - 6 a.m.)	28	41,113
2. Day (6 a.m. - 6 p.m.)		
3. Unknown	3	900
TOTAL BURGLARY	38	\$ 50,875
6. Larceny - Theft (Except Veh)		
A. \$200 and over	61	\$ 35,556
B. \$50 to \$200	35	8,661
C. Under \$50	66	14,780
TOTAL LARCENY	162	\$ 58,997
7. Motor Vehicle Theft	23	\$ 66,672
GRAND TOTAL ALL		\$ 176,549
6X. Nature of Larcenies under 6		\$
A. Pocket - picking		
B. Purse - snatching	3	143
C. Shoplifting	23	191
D. From Motor Vehicles	53	30,221
E. Motor Vehicle Parts and Acc.	7	1,664
F. Bicycles	7	1,110
G. From Buildings (except C & H)	34	14,576
H. From any Coin-Op Machines		
I. All Other	35	11,092
TOTAL LARCENIES	162	\$ 58,997
7X. Motor Vehicles Recovered		
A. Number Stolen Locally and Recovered Locally	6	
B. Number Stolen Locally & Recovered Other Jurisdiction	1	
C. Total Locally Stolen Motor Vehicles Recovered	7	
D. Number Stolen Out of Town, Recovered Locally	1	

AGENCY: Palmer Police Department

Month of 1-85 to 12-85

<u>PROPERTY BY TYPE AND VALUE</u>		
<u>TYPE OF PROPERTY</u>	<u>VALUE OF PROPERTY STOLEN AND RECOVERED IN YOUR JURISDICTION</u>	
(1)	STOLEN (2)	RECOVERED (3)
A. Currency, Notes, Etc.	\$ 30,658	\$ 1,093
B. Jewelry and Precious Metals	18,063	1,203
C. Clothing and Furs	5,691	331
D. Locally Stolen Motor Vehicles	68,577	25,050
E. Office Equipment	420	0
F. Television, Radios, Cameras, Etc.	11,908	66
G. Firearms	3,640	300
H. Household Goods	1,505	200
I. Consumable Goods	9,488	100
J. Livestock	0	0
K. Miscellaneous	26,599	1,474
TOTALS	\$ 176,549	\$ 29,817

AGENCY: Palmer Police Department

AGE, SEX AND RACE OF PERSON ARRESTED

Month of 1-85 - 12-85

18 YEARS OF AGE AND OVER

OFFENSE	CLASS	SEX	AGE																	TOT	WHT	RACE				ESK
			18	19	20	21	22	23	24	25 29	30 34	** 35 39	** 40 44	45 49	50 54	55 59	60 64	65 OV	BLK			IND	** ASN			
Murder	01A	M F																								
Manslaught.	01B	M F																								
Rape	02	M F																								
Robbery	03	M F																								
Agg. Assault	04	M F							1			1						1			1		1			
Burglary	05	M F							1									1	1							
Larceny	06	M F	1	1	1	1		1	1	2		1	1		1			8 4	12							
MV. Theft	07	M F																								
Oth Asslts.	08	M F		2	1	2	2		1 1	6 2	3 1	1	1					19 4	22					1		
Arson	09	M F																								
Forgery	10	M F																								
Fraud	11	M F																								
Embezzlmt.	12	M F																								
Stln. Prop.	13	M F																								
Vandalism	14	M F					1	1		4 1	2							7 2	8			1				
Weapons	15	M F													1			1	1							

18 YEARS OF AGE AND OVER

[illegible]

AGENCY: Palmer Police Department

Months of 1-85 - 12-85

AGE, SEX AND RACE OF PERSON ARRESTED

18 YEARS OF AGE AND OVER

OFFENSE	CLASS	SEX	** AGE **													* * RACE * *					TOT	WHT	BLK	IND	ASN	ESK																																																																																																																																																																																																																																																																																																																																																																																																																																																																																																																																																																																																																																																																																																																																																																																																																																																																																																																																																																																																																																																																																																																																																																																																																																																																																																																																																																																																																																																																																			
			18	19	20	21	22	23	24	25 29	30 34	35 39	40 44	45 49	50 54	55 59	60 64	65 OV																																																																																																																																																																																																																																																																																																																																																																																																																																																																																																																																																																																																																																																																																																																																																																																																																																																																																																																																																																																																																																																																																																																																																																																																																																																																																																																																																																																																																																																																																											
Family/Chld	20	M F																																																																																																																																																																																																																																																																																																																																																																																																																																																																																																																																																																																																																																																																																																																																																																																																																																																																																																																																																																																																																																																																																																																																																																																																																																																																																																																																																																																																																																																																																																											

UNDER 18 YEARS OF AGE

[illegible]

AGENCY: Palmer Police Department

Month of 1-85 - 12-85

AGE, SEX AND RACE OF PERSON ARRESTED

UNDER 18 YEARS OF AGE

		SEX				** AGE **						** RACE **			
OFFENSE	CLASS		10/ UNDER	11 12	13 14	15	16	17	TOTAL UNDER 18	WHITE	BLACK	IND	ASIAN	ESKIMO	
Prostitut.	16	M F													
Sex Offns.	17	M F		1					1	1					
Drug/Total	18	M F						1	1	1					
Sale Total		M F													
Narcotics	A	M F													
Marijuana	B	M F													
Synthetic	C	M F													
Dangerous	D	M F													
Possess. Tot		M F						1	1	1					
Narcotics	E	M F													
Marijuana	F	M F						1	1	1					
Synthetic	G	M F													
Dangerous	H	M F													
Gambl Tot.	19	M F													
Bookmaking	A	M F													
Numbers	B	M F													

AGE, SEX AND RACE OF PERSON ARRESTED

UNDER 18 YEARS OF AGE

236

		SEX	** AGE **					* * RACE * *						
OFFENSE	CLASS		10/ UNDER	11 12	13 14	15	16	17	TOTAL UNDER 18	WHITE	BLACK	IND	ASIAN	ESKIMO
Oth. Gamb1.	C	M F												
Family/Chld	20	M F												
Driv. Inflc.	21	M F					4 1	3 1	7 1	8				
Liquor	22	M F			10 6	6 4	7 8	16 4	39 22	59		2		
Disorderly	24	M F												
All Other	26	M F			3	1	1		5	5				
Curfew	28	M F					1		1	1				
Runaway	29	M F			2 2	1			2 3	4		1		
TOTAL			1	1	28	19	39	29	117	111	1	5		

Police Disposition of Juveniles 117
 1. Handled within Dept. and Released 8
 2. Referred to Juv. Court/Prob Dept. 106
 3. Referred to Welfare Agency 3
 4. Referred to Other Police Agency 0
 5. Referred to Criminal or Adult Crt 0

OFFENSES KNOWN TO POLICE					
(1)	(2)	(3)	(4)	(5)	(6)
CLASSIFICATION OF OFFENSES	OFFENSES REPORTED OR KNOWN	UNFOUNDED FALSE OR BASELESS	NUMBER OF ACTUAL OFFENSES	TOTAL OFFENSES CLEARED BY ARREST OR EXCEPT	NUMBER OF CLEARANCES PERSONS UNDER 18
1. Criminal Homicide					
A. Murder & Nonneg Mansl	1		1		
B. Mansl By Negligence					
2. Forcible Rape	TOTAL				
A. Rape By Force					
B. Attempts To Commit Forc. Rape					
3. Robbery	TOTAL				
A. Firearm					
B. Knife Or Cutting Instrument					
C. Other Dangerous Weapon					
D. Strong-Arm (Hands, Fist, Feet)					
4. Assault	TOTAL	47	2	45	33
A. Firearm	3		3	2	
B. Knife Or Cutting Instrument	2		2	2	
C. Other Dangerous Weapon	1		1	1	
D. Hands, Fist, Feet - aggravated	22	1	21	14	
E. Other Assaults - simple	19	1	18	14	
5. Burglary	TOTAL	24	24	8	2
A. Forcible Entry	7		7	3	
B. Unlawful Entry-No Force	13		13	3	2
C. Attempted Forcible Entry	4		4	2	
6. Larceny - Theft (Except Motor Veh)	TOTAL	106	106	40	
7. Motor Vehicle Theft	TOTAL	17	17	12	
A. Autos	7		7	5	
B. Trucks And Buses	9		9	7	
C. Other Vehicles	1		1		
GRAND TOTAL	195	2	193	93	2

PROPERTY STOLEN BY CLASSIFICATION

CLASSIFICATION OF OFFENSES	NUMBER OF ACTUAL OFFENSES	VALUE OF PROPERTY STOLEN
1. Murder/Nonneg Mansl	1	\$
2. Forcible Rape (TOTAL)		\$
3. Robbery		
A. Highway (Street, Alleys, Etc.)		\$
B. Commercial House (Ex. C,D,F)		
C. Gas or Service Station		
D. Chain Store		
E. Residence (Anywhere on Prem)		
F. Bank		
G. Miscellaneous		
TOTAL ROBBERY		\$
4. Assault - Not Applicable		
5. Burglary - Breaking or Entering		
A. Residence (Dwelling		
1. Night (6 p.m. - 6 a.m.)	2	\$ 1,575
2. Day (6 a.m. - 6 p.m.)	1	
3. Unknown	4	3,221
B. Nonresidence (store, off, etc.)		
1. Night (6 p.m. - 6 a.m.)	13	5,519
2. Day (6 a.m. - 6 p.m.)		
3. Unknown	4	1,301
TOTAL BURGLARY	24	\$ 11,616
6. Larceny - Theft (Except Veh)		
A. \$200 and over	36	\$ 35,816
B. \$50 to \$200	50	5,768
C. Under \$50	20	558
TOTAL LARCENY	106	\$ 42,142
7. Motor Vehicle Theft	17	\$ 63,028
GRAND TOTAL ALL		\$ 116,786
6X. Nature of Larcenies under 6		
A. Pocket - picking		\$
B. Purse - Snatching	1	25
C. Shoplifting	6	691
D. From Motor Vehicles	19	4,525
E. Motor Vehicle Parts and Acc.	5	422
F. Bicycles	23	2,624
G. From Buildings (except C & H)	17	5,062
H. From any Coin-Op Machines	1	3
I. All Other	34	28,790
TOTAL LARCENIES	106	\$ 42,142
7X. Motor Vehicles Recovered		
A. Number Stolen Locally and Recovered Locally	11	
B. Number Stolen Locally & Recovered Other Jurisdiction		
C. Total Locally Stolen Motor Vehicles Recovered	11	
D. Number Stolen Out of Town, Recovered Locally		

AGENCY: Petersburg Police Department

Months of 01-85 to 12-85

PROPERTY BY TYPE AND VALUE		
TYPE OF PROPERTY	VALUE OF PROPERTY STOLEN AND RECOVERED IN YOUR JURISDICTION	
(1)	STOLEN (2)	RECOVERED (3)
A. Currency, Notes, Etc.	\$ 4,662	\$ 400
B. Jewelry and Precious Metals	4,989	600
C. Clothing and Furs	2,291	190
D. Locally Stolen Motor Vehicles	62,450	29,500
E. Office Equipment	875	800
F. Television, Radios, Cameras, Etc.	3,405	650
G. Firearms	500	0
H. Household Goods	2,878	1,000
I. Consumable Goods	994	46
J. Livestock	0	0
K. Miscellaneous	33,742	18,542
TOTALS	\$ 116,786	\$ 51,728

AGE, SEX AND RACE OF PERSON ARRESTED

18 YEARS OF AGE AND OVER

240

OFFENSE	CLASS	SEX	** AGE **																	* * RACE * *					ESK
			18	19	20	21	22	23	24	25 29	30 34	35 39	40 44	45 49	50 54	55 59	60 64	65 OV	TOT	WHT	BLK	IND	ASN		
Murder	01A	M F																							
Manslaught.	01B	M F																							
Rape	02	M F																							
Robbery	03	M F																							
Agg. Assault	04	M F	1			1 1			2 1	1								5 2	5			2			
Burglary	05	M F																							
Larceny	06	M F									1							1	1						
MV. Theft	07	M F																							
Oth Asslts.	08	M F							1 1									1 1	1			1			
Arson	09	M F																							
Forgery	10	M F																							
Fraud	11	M F		2				3 1	1		1							6 2	6			2			
Embezzlmt.	12	M F																							
Stln. Prop.	13	M F						1										1	1						
Vandalism	14	M F	1			1			2	1								5	4			1			
Weapons	15	M F		1					3									4	3			1			

AGENCY: Petersburg Police Department

Month of 01-85 - 12-85

AGE, SEX AND RACE OF PERSON ARRESTED

18 YEARS OF AGE AND OVER

OFFENSE	CLASS	SEX	** AGE **														TOT	WHT	* * RACE * *				ESK
			18	19	20	21	22	23	24	25 29	30 34	35 39	40 44	45 49	50 54	55 59	60 64	65 OV					
Prostitut.	16	M F																					
Sex Offns.	17	M F																					
Drug/Total	18	M F						4											4		4		
Sale Total		M F																					
Narcotics	A	M F																					
Marijuana	B	M F																					
Synthetic	C	M F																					
Dangerous	D	M F																					
Possess. Tot		M F						4											4		4		
Narcotics	E	M F						1											1		1		
Marijuana	F	M F						2											2		2		
Synthetic	G	M F																					
Dangerous	H	M F						1											1		1		
Gamb1 Tot.	19	M F																					
Bookmaking	A	M F																					
Numbers	B	M F																					
Oth Gamb1.	C	M F																					

AGE, SEX AND RACE OF PERSON ARRESTED

18 YEARS OF AGE AND OVER

242

OFFENSE	CLASS	SEX	18	19	20	21	22	23	24	25	30	** AGE **		45	50	55	60	65	TOT	WHT	* * RACE * *			ESK
										29	34	35	40	49	54	59	64	OV			BLK	IND	ASN	
Family/Chld	20	M F								1									1				1	
Driv. Inflc.	21	M F	1		1	2	2	1	2	5 1	5 1	2	1		1				21 4	21			4	
Liquor	22	M F	6	4	1	2	1				1								15	11			4	
Disorderly	24	M F				1 1					1								2 1	2			1	
All Other	26	M F								1	3				1				4 1	2			3	
TOTAL			9	7	2	9	3	10	3	18	14	3	1		2				81	61			20	

AGENCY: Petersburg Police Department

Month of 01-85 - 12-85

AGE, SEX AND RACE OF PERSON ARRESTED

UNDER 18 YEARS OF AGE

OFFENSE	CLASS	SEX	10/ UNDER	11 12	13 14	** AGE ** 15	16	17	TOTAL UNDER 18	WHITE	** RACE ** BLACK	IND	ASIAN	ESKIMO
Murder	01A	M F												
Manslaught.	01B	M F												
Rape	02	M F												
Robbery	03	M F												
Agg. Assault	04	M F												
Burglary	05	M F		1	7				8	4		4		
Larceny	06	M F	1		2			1	4	2		2		
MV. Theft	07	M F												
Oth Asslts.	08	M F					1		1			1		
Arson	09	M F												
Forgery	10	M F												
Fraud	11	M F												
Embezzlmt.	12	M F												
Stln. Prop.	13	M F												
Vandalism	14	M F	1	2	1				4	2		2		
Weapons	15	M F			1				1	1				

UNDER 18 YEARS OF AGE

[illegible]

AGENCY: Petersburg Police Department

Month of 01-85 - 12-85

AGE, SEX AND RACE OF PERSON ARRESTED

UNDER 18 YEARS OF AGE

OFFENSE	CLASS	SEX	** AGE **					TOTAL UNDER 18	WHITE	* * RACE * *			ASIAN	ESKIMO
			10/ UNDER	11 12	13 14	15	16			BLACK	IND			
Oth. Gamb1.	C	M F												
Family/Chld	20	M F												
Driv. Inflc.	21	M F					1	1	1					
Liquor	22	M F				3	3	6 2	3		5			
Disorderly	24	M F												
All Other	26	M F						1	1	1				
Curfew	28	M F		2				2	2					
Runaway	29	M F												
TOTAL			2	5	11	3	5	4	30	16	14			

Police Disposition of Juveniles 30
 1. Handled within Dept. and Released 3
 2. Referred to Juv. Court/Prob Dept. 27
 3. Referred to Welfare Agency 0
 4. Referred to Other Police Agency 0
 5. Referred to Criminal or Adult Crt 0

AGENCY: Seward Police Department

Months of 01-85 To 12-85

OFFENSES KNOWN TO POLICE

(1)	(2)	(3)	(4)	(5)	(6)
CLASSIFICATION OF OFFENSES	OFFENSES REPORTED OR KNOWN	UNFOUNDED FALSE OR BASELESS	NUMBER OF ACTUAL OFFENSES	TOTAL OFFENSES CLEARED BY ARREST OR EXCEPT	NUMBER OF CLEARANCES PERSONS UNDER 18
1. Criminal Homicide					
A. Murder & Nonneg Mansl					
B. Mansl By Negligence					
2. Forcible Rape	TOTAL	1	1	1	
A. Rape By Force	1		1	1	
B. Attempts To Commit Forc. Rape					
3. Robbery	TOTAL				
A. Firearm					
B. Knife Or Cutting Instrument					
C. Other Dangerous Weapon					
D. Strong-Arm (Hands, Fist, Feet)					
4. Assault	TOTAL	49	5	44	19
A. Firearm	3		3		
B. Knife Or Cutting Instrument					
C. Other Dangerous Weapon	1		1		
D. Hands, Fist, Feet - aggravated	18	5	13	4	
E. Other Assaults - Simple	27		27	15	
5. Burglary	TOTAL	41	9	32	3
A. Forcible Entry	25	4	21	2	
B. Unlawful Entry-No Force	14	5	9	1	1
C. Attempted Forcible Entry	2		2		
6. Larceny - Theft (Except Motor Veh)	TOTAL	133	4	129	3
7. Motor Vehicle Theft	TOTAL	24	3	21	5
A. Autos	15	2	13	3	1
B. Trucks And Buses	5	1	4	1	
C. Other Vehicles	4		4	1	
GRAND TOTAL	248	21	227	31	3

PROPERTY STOLEN BY CLASSIFICATION		
CLASSIFICATION OF OFFENSES	NUMBER OF ACTUAL OFFENSES	VALUE OF PROPERTY STOLEN
1. Murder/Nonneg Mansl		\$
2. Forcible Rape (TOTAL)	1	\$
3. Robbery		\$
A. Highway (Street, Alleys, Etc.)		
B. Commercial House (Ex. C,D,F)		
C. Gas or Service Station		
D. Chain Store		
E. Residence (Anywhere on Prem)		
F. Bank		
G. Miscellaneous		
TOTAL ROBBERY		\$
4. Assault - Not Applicable		
5. Burglary - Breaking or Entering		
A. Residence (Dwelling)		
1. Night (6 p.m. - 6 a.m.)	10	\$ 2,367
2. Day (6 a.m. - 6 p.m.)	6	565
3. Unknown	5	665
B. Nonresidence (store, off, etc.)		
1. Night (6 p.m. - 6 a.m.)	8	193
2. Day (6 a.m. - 6 p.m.)	2	1,000
3. Unknown	1	
TOTAL BURGLARY	32	\$ 4,790
6. Larceny - Theft (Except Veh)		
A. \$200 and over	64	\$ 48,009
B. \$50 to \$200	39	4,846
C. Under \$50	26	709
TOTAL LARCENY	129	\$ 53,564
7. Motor Vehicle Theft	21	\$ 107,000
GRAND TOTAL ALL		\$ 165,354
6X. Nature of Larcenies under 6		
A. Pocket - picking	2	\$ 117
B. Purse - snatching	1	
C. Shoplifting	4	102
D. From Motor Vehicles	22	6,835
E. Motor Vehicle Parts and Acc.	7	16,780
F. Bicycles	3	440
G. From Buildings (except C & H)	32	7,106
H. From any Coin-Op Machines	1	3,000
I. All Other	57	19,184
TOTAL LARCENIES	129	\$ 53,564
7X. Motor Vehicles Recovered		
A. Number Stolen Locally and Recovered Locally	15	
B. Number Stolen Locally & Recovered Other Jurisdiction		
C. Total Locally Stolen Motor Vehicles Recovered	15	
D. Number Stolen Out of Town, Recovered Locally		

AGENCY: Seward Police Department

Months of 01-85 to 12-85

PROPERTY BY TYPE AND VALUE

<u>TYPE OF PROPERTY</u>	<u>VALUE OF PROPERTY STOLEN AND RECOVERED IN YOUR JURISDICTION</u>	
(1)	STOLEN (2)	RECOVERED (3)
A. Currency, Notes, Etc.	\$ 7,827	\$ 51
B. Jewelry and Precious Metals	1,050	0
C. Clothing and Furs	791	0
D. Locally Stolen Motor Vehicles	123,685	47,500
E. Office Equipment	0	0
F. Television, Radios, Cameras, Etc.	2,110	200
G. Firearms	200	0
H. Household Goods	708	0
I. Consumable Goods	3,501	0
J. Livestock	0	0
K. Miscellaneous	25,482	1,587
TOTALS	\$ 165,354	\$ 49,338

AGENCY: Seward Police Department

Month of 01-85 - 12-85

AGE, SEX AND RACE OF PERSON ARRESTED

18 YEARS OF AGE AND OVER

OFFENSE	CLASS	SEX	AGE																TOT	WHT	RACE			ESK
			18	19	20	21	22	23	24	25 29	30 34	35 39	40 44	45 49	50 54	55 59	60 64	65 OV			BLK	IND	ASN	
Murder	01A	M F																						
Manslaught.	01B	M F																						
Rape	02	M F																						
Robbery	03	M F																						
Agg. Assault	04	M F		1								1		1					3	1			1	1
Burglary	05	M F		1						1									2	1				1
Larceny	06	M F	2		1														3	3				
MV. Theft	07	M F		2															2	2				
Oth Asslts.	08	M F		1		2		1		1			2	1					7 2	7		1		1
Arson	09	M F																						
Forgery	10	M F											1						1	1				
Fraud	11	M F																						
Embezzlmt.	12	M F																						
Stln. Prop.	13	M F																						
Vandalism	14	M F	1	3				1											5			2		3
Weapons	15	M F								1			1						2	2				

18 YEARS OF AGE AND OVER

[illegible]

AGENCY: Seward Police Department

Month of 01-85 - 12-85

AGE, SEX AND RACE OF PERSON ARRESTED

18 YEARS OF AGE AND OVER

OFFENSE	CLASS	SEX	** AGE **																TOT	WHT	* * RACE * *				ESK
			18	19	20	21	22	23	24	25 29	30 34	35 39	40 44	45 49	50 54	55 59	60 64	65 OV			BLK	IND	ASN		
Family/Chld	20	M F																							
Driv. Inflc.	21	M F	1	1	3	2	2 3	5 2	5	12 7	17 9	10 1	9 1	8 1	3 1	5 2	2	2	87 27	96	1	8	1	8	
Liquor	22	M F	6 3	7	2 3				1										16 6	13		4		5	
Disorderly	24	M F			2	2 1		2		4 1	3 2	1		1					15 4	12		5	1	1	
All Other	26	M F					1	1		1 1	1								3 2	2				3	
TOTAL			14	16	11	8	8	13	6	31	33	14	15	13	4	7	2	3	198	147	1	22	3	25	

UNDER 18 YEARS OF AGE

[illegible]

AGENCY: Seward Police Department

Month of 01-85 - 12-85

AGE, SEX AND RACE OF PERSON ARRESTED

UNDER 18 YEARS OF AGE

		SEX	** AGE **					* * RACE * *						
OFFENSE	CLASS		10/ UNDER	11 12	13 14	15	16	17	TOTAL UNDER 18	WHITE	BLACK	IND	ASIAN	ESKIMO
Prostitut.	16	M F												
Sex Offns.	17	M F												
Drug/Total	18	M F						1	1	1				
Sale Total		M F												
Narcotics	A	M F												
Marijuana	B	M F												
Synthetic	C	M F												
Dangerous	D	M F												
Possess. Tot		M F						1	1	1				
Narcotics	E	M F						1	1	1				
Marijuana	F	M F												
Synthetic	G	M F												
Dangerous	H	M F												
Gamb1 Tot.	19	M F												
Bookmaking	A	M F												
Numbers	B	M F												

AGE, SEX AND RACE OF PERSON ARRESTED

UNDER 18 YEARS OF AGE

254

OFFENSE	CLASS	SEX	10/ UNDER	11 12	13 14	** AGE **		16	17	TOTAL UNDER 18	WHITE	** RACE **			ASIAN	ESKIMO
						15						BLACK	IND			
Oth. Gamb.	C	M														
		F														
Family/Chld	20	M														
		F														
Driv. Inflc.	21	M						1	2	3	3					
		F														
Liquor	22	M			1			3	3	7	14			1		2
		F			3	5		1	1	10						
Disorderly	24	M														
		F														
All Other	26	M									2					
		F			1	1				2						
Curfew	28	M						1		1	4					
		F		1	2					3						
Runaway	29	M			1					1	1					1
		F				1				1						
TOTAL			2	2	9	11		9	7	40	36			1		3

Police Disposition of Juveniles 40
 1. Handled within Dept. and Released 19
 2. Referred to Juv. Court/Prob Dept. 21
 3. Referred to Welfare Agency 0
 4. Referred to Other Police Agency 0
 5. Referred to Criminal or Adult Crt 0

AGENCY: Sitka Police Department

Months of 01-85 To 12-85

OFFENSES KNOWN TO POLICE

(1)	(2)	(3)	(4)	(5)	(6)
CLASSIFICATION OF OFFENSES	OFFENSES REPORTED OR KNOWN	UNFOUNDED FALSE OR BASELESS	NUMBER OF ACTUAL OFFENSES	TOTAL OFFENSES CLEARED BY ARREST OR EXCEPT	NUMBER OF CLEARANCES PERSONS UNDER 18
1. Criminal Homicide					
A. Murder & Nonneg Mansl	1		1	1	
B. Mansl By Negligence					
2. Forcible Rape	TOTAL	4	4		
A. Rape By Force	3		3		
B. Attempts To Commit Forc. Rape	1		1		
3. Robbery	TOTAL	1	1		
A. Firearm	1		1		
B. Knife Or Cutting Instrument					
C. Other Dangerous Weapon					
D. Strong-Arm (Hands, Fist, Feet)					
4. Assault	TOTAL	92	1	91	25
A. Firearm	1		1	1	
B. Knife Or Cutting Instrument	4		4	2	
C. Other Dangerous Weapon	2		2	2	
D. Hands, Fist, Feet - aggravated	5		5		
E. Other Assaults - Simple	80	1	79	20	
5. Burglary	TOTAL	66	66	7	3
A. Forcible Entry	26		26	5	1
B. Unlawful Entry-No Force	40		40	2	2
C. Attempted Forcible Entry					
6. Larceny - Theft (Except Motor Veh)	TOTAL	280	280	23	14
7. Motor Vehicle Theft	TOTAL	14	2	12	1
A. Autos	5	1	4	1	
B. Trucks And Buses	7	1	6	1	1
C. Other Vehicles	2		2		
GRAND TOTAL	458	3	455	58	18

PROPERTY STOLEN BY CLASSIFICATION

CLASSIFICATION OF OFFENSES	NUMBER OF ACTUAL OFFENSES	VALUE OF PROPERTY STOLEN
1. Murder/Nonneg Mansl	1	\$
2. Forcible Rape (TOTAL)	4	\$
3. Robbery		
A. Highway (Street, Alleys, Etc.)		\$
B. Commercial House (Ex. C,D,F)		
C. Gas or Service Station		
D. Chain Store		
E. Residence (Anywhere on Prem)		
F. Bank		
G. Miscellaneous	1	
TOTAL ROBBERY	1	\$
4. Assault - Not Applicable		
5. Burglary - Breaking or Entering		
A. Residence (Dwelling)		
1. Night (6 p.m. - 6 a.m.)	5	\$ 981
2. Day (6 a.m. - 6 p.m.)	3	2,920
3. Unknown	27	16,845
B. Nonresidence (store, off, etc.)		
1. Night (6 p.m. - 6 a.m.)	14	4,341
2. Day (6 a.m. - 6 p.m.)		
3. Unknown	17	10,604
TOTAL BURGLARY	66	\$ 35,691
6. Larceny - Theft (Except Veh)		
A. \$200 and over	104	\$ 113,598
B. \$50 to \$200	113	15,885
C. Under \$50	63	2,079
TOTAL LARCENY	280	\$ 131,562
7. Motor Vehicle Theft	12	\$ 16,050
GRAND TOTAL ALL		\$ 183,303
6X. Nature of Larcenies under 6		
A. Pocket - picking	1	\$ 600
B. Purse - snatching		
C. Shoplifting	20	376
D. From Motor Vehicles	31	14,694
E. Motor Vehicle Parts and Acc.	10	860
F. Bicycles	73	12,230
G. From Buildings (except C & H)	51	21,131
H. From any Coin-Op Machines		
I. All Other	94	81,671
TOTAL LARCENIES	280	\$ 131,562
7X. Motor Vehicles Recovered		
A. Number Stolen Locally and Recovered Locally	8	
B. Number Stolen Locally & Recovered Other Jurisdiction		
C. Total Locally Stolen Motor Vehicles Recovered	8	
D. Number Stolen Out of Town, Recovered Locally		

AGENCY: Sitka Police Department

Months of 01-85 to 12-85

<u>PROPERTY BY TYPE AND VALUE</u>		
<u>TYPE OF PROPERTY</u>	<u>VALUE OF PROPERTY STOLEN AND RECOVERED IN YOUR JURISDICTION</u>	
(1)	STOLEN (2)	RECOVERED (3)
A. Currency, Notes, Etc.	\$ 37,461	\$ 1,510
B. Jewelry and Precious Metals	20,303	14
C. Clothing and Furs	2,728	538
D. Locally Stolen Motor Vehicles	17,000	12,200
E. Office Equipment	1,120	0
F. Television, Radios, Cameras, Etc.	14,207	1,437
G. Firearms	5,206	1,997
H. Household Goods	613	0
I. Consumable Goods	1,840	26
J. Livestock	0	0
K. Miscellaneous	82,825	16,484
TOTALS	\$ 183,303	\$ 34,206

AGE, SEX AND RACE OF PERSON ARRESTED

18 YEARS OF AGE AND OVER

258	OFFENSE	CLASS	SEX	18	19	20	21	22	23	24	25	30	** AGE **	35	40	45	50	55	60	65	TOT	WHT	BLK	** RACE **	IND	ASN	ESK
											29	34	39	44	49	54	59	64	OV								
	Murder	01A	M F																								
	Manslaught.	01B	M F																								
	Rape	02	M F																								
	Robbery	03	M F																								
	Agg. Assault	04	M F				1	1			1	1	1				1				5 1	4			2		
	Burglary	05	M F		1				5												6	6					
	Larceny	06	M F	1	2	1				1	1				1						7 1	6			2		
	MV. Theft	07	M F																								
	Oth Asslts.	08	M F		1	2	1	1		2	7 1	1	1			2	1				19 1	12			8		
	Arson	09	M F																								
	Forgery	10	M F																								
	Fraud	11	M F																								
	Embezzlmt.	12	M F																								
	Stln. Prop.	13	M F																								
	Vandalism	14	M F		1							1									1 1	2					
	Weapons	15	M F				1	1		1		1									4	3			1		

AGENCY: Sitka Police Department

Month of 01-85 - 12-85

AGE, SEX AND RACE OF PERSON ARRESTED

18 YEARS OF AGE AND OVER

OFFENSE	CLASS	SEX	18	19	20	21	22	23	24	25	30	** AGE **		45	50	55	60	65	TOT	WHT	* * RACE * *				ESK
										29	34	35	40	49	54	59	64	OV			BLK	IND	ASN		
Prostitut.	16	M F																							
Sex Offns.	17	M F						1											1			1			
Drug/Total	18	M F									2								2	2					
Sale Total		M F																							
Narcotics	A	M F																							
Marijuana	B	M F																							
Synthetic	C	M F																							
Dangerous	D	M F																							
Possess. Tot		M F									2								2	2					
Narcotics	E	M F									2								2	2					
Marijuana	F	M F																							
Synthetic	G	M F																							
Dangerous	H	M F																							
Gamb1 Tot.	19	M F																							
Bookmaking	A	M F																							
Numbers	B	M F																							
Oth Gamb1.	C	M F																							

AGENCY: Sitka Police Department

Month of 01-85 - 12-85

AGE, SEX AND RACE OF PERSON ARRESTED

18 YEARS OF AGE AND OVER

260				SEX																			* * RACE * *						
	OFFNSE	CLASS		18	19	20	21	22	23	24	25 29	30 34	** AGE ** 35 39 40 44	45 49	50 54	55 59	60 64	65 OV	TOT	WHT	BLK	IND	ASN	ESK					
	Family/Chld	20	M F																										
	Driv. Inflc.	21	M F		3	4	3 1	3	5	4 1	11	8 3	4	6	3				54 5	38		18	3						
	Liquor	22	M F	7 2	8 1	8			2		2							27 3	11		19								
	Disorderly	24	M F	2						1		1				1			5	2		3							
	All Other	26	M F	2				4	2	1	5 4	1	1			1		17 5	10		12								
	TOTAL			15	16	15	7	10	15	11	32	20	7	7	6	3	1	165	96		66	3							

AGENCY: Sitka Police Department

Month of 01-85 - 12-85

AGE, SEX AND RACE OF PERSON ARRESTED

UNDER 18 YEARS OF AGE

OFFENSE	CLASS	SEX	10/ UNDER	11 12	13 14	** AGE **		16	17	TOTAL UNDER 18	WHITE	* * RACE * *			ASIAN	ESKIMO
						15						BLACK	IND			
Murder	01A	M F														
Manslaught.	01B	M F														
Rape	02	M F														
Robbery	03	M F														
Agg. Assault	04	M F														
Burglary	05	M F			2	1				3	3					
Larceny	06	M F	7 1	4	1 2	2 1		2		16 4	14			6		
MV. Theft	07	M F							1	1	1					
Oth Asslts.	08	M F														
Arson	09	M F														
Forgery	10	M F														
Fraud	11	M F														
Embezzlmt.	12	M F														
Stln. Prop.	13	M F														
Vandalism	14	M F														
Weapons	15	M F														

UNDER 18 YEARS OF AGE

[illegible]

AGENCY: Sitka Police Department

Month of 01-85 - 12-85

AGE, SEX AND RACE OF PERSON ARRESTED

UNDER 18 YEARS OF AGE

		SEX	10/ UNDER	11 12	13 14	** AGE ** 15	16	17	TOTAL UNDER 18	WHITE	** * RACE * * BLACK	IND	ASIAN	ESKIMO
OFFENSE	CLASS													
Oth. Gamb.	C	M F												
Family/Chld	20	M F												
Driv. Inflc.	21	M F					1		1			1		
Liquor	22	M F		1	5 1	3	5	5 5	18 7	12		13		
Disorderly	24	M F												
All Other	26	M F			1	1		1	2 1	2		1		
Curfew	28	M F		1	5	1 1	2		9 1	7		3		
Runaway	29	M F			1 1	1	1		3 1	2		2		
TOTAL			8	6	19	12	12	12	69	43		26		

Police Disposition of Juveniles 69
 1. Handled within Dept. and Released 2
 2. Referred to Juv. Court/Prob Dept. 67
 3. Referred to Welfare Agency 0
 4. Referred to Other Police Agency 0
 5. Referred to Criminal or Adult Crt 0

AGENCY: Skagway Police Department

Months of 01-85 To 12-85

OFFENSES KNOWN TO POLICE

(1)	(2)	(3)	(4)	(5)	(6)
CLASSIFICATION OF OFFENSES	OFFENSES REPORTED OR KNOWN	UNFOUNDED FALSE OR BASELESS	NUMBER OF ACTUAL OFFENSES	TOTAL OFFENSES CLEARED BY ARREST OR EXCEPT	NUMBER OF CLEARANCES PERSONS UNDER 18
1. Criminal Homicide					
A. Murder & Nonneg Mansl					
B. Mansl By Negligence					
2. Forcible Rape	TOTAL				
A. Rape By Force					
B. Attempts To Commit Forc. Rape					
3. Robbery	TOTAL				
A. Firearm					
B. Knife Or Cutting Instrument					
C. Other Dangerous Weapon					
D. Strong-Arm (Hands, Fist, Feet)					
4. Assault	TOTAL	2	2	1	
A. Firearm					
B. Knife Or Cutting Instrument					
C. Other Dangerous Weapon	1		1	1	
D. Hands, Fist, Feet - aggravated					
E. Other Assaults - Simple	1		1		
5. Burglary	TOTAL	1	1		
A. Forcible Entry	1		1		
B. Unlawful Entry-No Force					
C. Attempted Forcible Entry					
6. Larceny - Theft (Except Motor Veh)	TOTAL	17	1	16	2
7. Motor Vehicle Theft	TOTAL	1	1	1	
A. Autos	1		1	1	
B. Trucks And Buses					
C. Other Vehicles					
GRAND TOTAL	21	1	20	4	

PROPERTY STOLEN BY CLASSIFICATION

CLASSIFICATION OF OFFENSES	NUMBER OF ACTUAL OFFENSES	VALUE OF PROPERTY STOLEN
1. Murder/Nonneg Mansl		\$
2. Forcible Rape (TOTAL)		\$
3. Robbery		
A. Highway (Street, Alleys, Etc.)		\$
B. Commercial House (Ex. C,D,F)		
C. Gas or Service Station		
D. Chain Store		
E. Residence (Anywhere on Prem)		
F. Bank		
G. Miscellaneous		
TOTAL ROBBERY		\$
4. Assault - Not Applicable		
5. Burglary - Breaking or Entering		
A. Residence (Dwelling)		\$
1. Night (6 p.m. - 6 a.m.)		
2. Day (6 a.m. - 6 p.m.)		
3. Unknown		
B. Nonresidence (store, off, etc.)		
1. Night (6 p.m. - 6 a.m.)	1	20
2. Day (6 a.m. - 6 p.m.)		
3. Unknown		
TOTAL BURGLARY	1	\$ 20
6. Larceny - Theft (Except Veh)		
A. \$200 and over	7	\$ 6,170
B. \$50 to \$200	5	608
C. Under \$50	4	82
TOTAL LARCENY	16	\$ 6,860
7. Motor Vehicle Theft	1	\$ 4,000
GRAND TOTAL ALL		\$ 10,880
6X. Nature of Larcenies under 6		\$
A. Pocket - picking		
B. Purse - snatching		
C. Shoplifting	2	318
D. From Motor Vehicles	2	115
E. Motor Vehicle Parts and Acc.		
F. Bicycles	3	270
G. From Buildings (except C & H)	6	3,497
H. From any Coin-Op Machines		
I. All Other	3	2,660
TOTAL LARCENIES	16	\$ 6,860
7X. Motor Vehicles Recovered		
A. Number Stolen Locally and Recovered Locally	1	
B. Number Stolen Locally & Recovered Other Jurisdiction		
C. Total Locally Stolen Motor Vehicles Recovered	1	
D. Number Stolen Out of Town, Recovered Locally		

AGENCY: Skagway Police Department

Months of 01-85 to 12-85

TYPE OF PROPERTY (1)	PROPERTY BY TYPE AND VALUE	
	VALUE OF PROPERTY STOLEN AND RECOVERED IN YOUR JURISDICTION	
	STOLEN (2)	RECOVERED (3)
A. Currency, Notes, Etc.	\$ 250	\$ 250
B. Jewelry and Precious Metals	0	0
C. Clothing and Furs	98	0
D. Locally Stolen Motor Vehicles	4,000	4,000
E. Office Equipment	0	0
F. Television, Radios, Cameras, Etc.	1,820	1,200
G. Firearms	0	0
H. Household Goods	0	0
I. Consumable Goods	0	0
J. Livestock	0	0
K. Miscellaneous	4,712	175
TOTALS	\$ 10,880	\$ 5,625

AGENCY: Skagway Police Department

Month of 01-85 - 12-85

AGE, SEX AND RACE OF PERSON ARRESTED

18 YEARS OF AGE AND OVER

OFFENSE	CLASS	SEX	** AGE **																TOT	WHT	* * RACE * *			ESK	
			18	19	20	21	22	23	24	25 29	30 34	35 39	40 44	45 49	50 54	55 59	60 64	65 OV			BLK	IND	ASN		
Murder	01A	M F																							
Manslaught.	01B	M F																							
Rape	02	M F																							
Robbery	03	M F																							
Agg. Assault	04	M F				1												1	1						
Burglary	05	M F																							
Larceny	06	M F																							
MV. Theft	07	M F						1										1	1						
Oth Asslts.	08	M F																							
Arson	09	M F																							
Forgery	10	M F																							
Fraud	11	M F																							
Embezzlmt.	12	M F																							
Stln. Prop.	13	M F																							
Vandalism	14	M F				1				2								3	3						
Weapons	15	M F																							

18 YEARS OF AGE AND OVER

[illegible]

AGENCY: Skagway Police Department

Month of 01-85 - 12-85

AGE, SEX AND RACE OF PERSON ARRESTED

18 YEARS OF AGE AND OVER

OFFENSE	CLASS	SEX	** AGE **														TOT	WHT	* * RACE * *				ESK
			18	19	20	21	22	23	24	25 29	30 34	35 39	40 44	45 49	50 54	55 59			60 64	65 OV	BLK	IND	
Family/Chld	20	M F																					
Driv. Inflc.	21	M F							1									1	1				
Liquor	22	M F							1									1	1				
Disorderly	24	M F																					
All Other	26	M F				2	1	1	1	4	1	1 1						11 1	11			1	
TOTAL						4	1	2	3	6	1	2						19	18			1	

AGE, SEX AND RACE OF PERSON ARRESTED

UNDER 18 YEARS OF AGE

270

OFFENSE	CLASS	SEX	** AGE **					TOTAL UNDER 18	WHITE	* * RACE * *			
			10/ UNDER	11 12	13 14	15	16	17		BLACK	IND	ASIAN	ESKIMO
Murder	01A	M F											
Manslaught.	01B	M F											
Rape	02	M F											
Robbery	03	M F											
Agg. Assault	04	M F											
Burglary	05	M F											
Larceny	06	M F											
MV. Theft	07	M F											
Oth Asslts.	08	M F											
Arson	09	M F											
Forgery	10	M F											
Fraud	11	M F											
Embezzlmt.	12	M F											
Stln. Prop.	13	M F											
Vandalism	14	M F											
Weapons	15	M F											

NO ARRESTS FOR SKAGWAY IN THESE AGE GROUPS

AGENCY: Skagway Police Department

Month of 01-85 - 12-85

AGE, SEX AND RACE OF PERSON ARRESTED

UNDER 18 YEARS OF AGE

		SEX	** AGE **					* * RACE * *						
OFFENSE	CLASS		10/ UNDER	11 12	13 14	15	16	17	TOTAL UNDER 18	WHITE	BLACK	IND	ASIAN	ESKIMO
Prostitut.	16	M F												
Sex Offns.	17	M F	NO ARRESTS FOR SKAGWAY IN THESE AGE GROUPS											
Drug/Total	18	M F												
Sale Total		M F												
Narcotics	A	M F												
Marijuana	B	M F												
Synthetic	C	M F												
Dangerous	D	M F												
Possess. Tot		M F												
Narcotics	E	M F												
Marijuana	F	M F												
Synthetic	G	M F												
Dangerous	H	M F												
Gamb1 Tot.	19	M F												
Bookmaking	A	M F												
Numbers	B	M F												

AGE, SEX AND RACE OF PERSON ARRESTED

UNDER 18 YEARS OF AGE

272

OFFENSE	CLASS	SEX	10/ UNDER	11 12	13 14	** AGE ** 15	16	17	TOTAL UNDER 18	WHITE	** RACE ** BLACK	IND	ASIAN	ESKIMO
Oth. Gamb1.	C	M F												
Family/Chld	20	M F												
Driv. Inflc.	21	M F												
Liquor	22	M F												
Disorderly	24	M F												
All Other	26	M F			1		1		2	2				
Curfew	28	M F												
Runaway	29	M F			1		1		2	1		1		
TOTAL					2		2		4	3		1		

Police Disposition of Juveniles 4
 1. Handled within Dept. and Released 3
 2. Referred to Juv. Court/Prob Dept. 1
 3. Referred to Welfare Agency 0
 4. Referred to Other Police Agency 0
 5. Referred to Criminal or Adult Crt 0

AGENCY: Soldotna Police Department

Month of 1-85 - 12-85

OFFENSES KNOWN TO POLICE

(1)	(2)	(3)	(4)	(5)	(6)
CLASSIFICATION OF OFFENSES	OFFENSES REPORTED OR KNOWN	UNFOUNDED FALSE OR BASELESS	NUMBER OF ACTUAL OFFENSES	TOTAL OFFENSES CLEARED BY ARREST OR EXCEPT	NUMBER OF CLEARANCES PERSONS UNDER 18
1. Criminal Homicide					
A. Murder & Nonneg Mansl					
B. Mansl By Negligence					
2. Forcible Rape	TOTAL				
A. Rape By Force					
B. Attempts To Commit Forc. Rape					
3. Robbery	TOTAL	1	1		
A. Firearm					
B. Knife Or Cutting Instrument					
C. Other Dangerous Weapon	1		1		
D. Strong-Arm (Hands, Fist, Feet)					
4. Assault	TOTAL	49	49	31	1
A. Firearm					
B. Knife Or Cutting Instrument					
C. Other Dangerous Weapon	1		1		
D. Hands, Fist, Feet - aggravated					
E. Other Assaults - Simple	48		48	31	1
5. Burglary	TOTAL	47	46	7	2
A. Forcible Entry	15		15	1	
B. Unlawful Entry-No Force	26	1	25	6	2
C. Attempted Forcible Entry	6		6		
6. Larceny - Theft (Except Motor Veh)	TOTAL	209	5	204	61
7. Motor Vehicle Theft	TOTAL	31	5	26	13
A. Autos	8	3	5	3	
B. Trucks And Buses	4	1	3	3	
C. Other Vehicles	19	1	18	7	
GRAND TOTAL	337	11	326	112	42

PROPERTY STOLEN BY CLASSIFICATION

CLASSIFICATION OF OFFENSES	NUMBER OF ACTUAL OFFENSES	VALUE OF PROPERTY STOLEN
1. Murder/Nonneg Mansl		\$
2. Forcible Rape (TOTAL)		\$
3. Robbery		
A. Highway (Street, Alleys, Etc.)		\$
B. Commercial House (Ex. C,D,F)		
C. Gas or Service Station		
D. Chain Store		
E. Residence (Anywhere on Prem)		
F. Bank		
G. Miscellaneous	1	9,860
TOTAL ROBBERY	1	\$ 9,860
4. Assault - Not Applicable		
5. Burglary - Breaking or Entering		
A. Residence (Dwelling)		
1. Night (6 p.m. - 6 a.m.)	4	\$ 1,542
2. Day (6 a.m. - 6 p.m.)	5	2,429
3. Unknown	10	3,079
B. Nonresidence (store, off, etc.)		
1. Night (6 p.m. - 6 a.m.)	17	19,817
2. Day (6 a.m. - 6 p.m.)	1	500
3. Unknown	9	3,912
TOTAL BURGLARY	46	\$ 31,279
6. Larceny - Theft (Except Veh)		
A. \$200 and over	68	\$ 62,900
B. \$50 to \$200	63	7,703
C. Under \$50	73	1,300
TOTAL LARCENY	204	\$ 71,903
7. Motor Vehicle Theft	26	\$ 54,893
GRAND TOTAL ALL		\$ 167,935
6X. Nature of Larcenies under 6		
A. Pocket - picking		\$
B. Purse - snatching		
C. Shoplifting	44	2,002
D. From Motor Vehicles	30	5,601
E. Motor Vehicle Parts and Acc.	3	150
F. Bicycles	30	6,150
G. From Buildings (except C & H)	35	26,758
H. From any Coin-Op Machines	3	65
I. All Other	59	31,177
TOTAL LARCENIES	204	\$ 71,903
7X. Motor Vehicles Recovered		
A. Number Stolen Locally and Recovered Locally	11	
B. Number Stolen Locally & Recovered Other Jurisdiction	1	
C. Total Locally Stolen Motor Vehicles Recovered	12	
D. Number Stolen Out of Town, Recovered Locally	1	

AGENCY: Soldotna Police Department

Month of 1-85 to 12-85

PROPERTY BY TYPE AND VALUE

<u>TYPE OF PROPERTY</u>	<u>VALUE OF PROPERTY STOLEN AND RECOVERED IN YOUR JURISDICTION</u>	
(1)	STOLEN (2)	RECOVERED (3)
A. Currency, Notes, Etc.	\$ 30,262	\$ 1,346
B. Jewelry and Precious Metals	17,116	315
C. Clothing and Furs	2,883	330
D. Locally Stolen Motor Vehicles	56,970	28,950
E. Office Equipment	12,150	0
F. Television, Radios, Cameras, Etc.	7,424	489
G. Firearms	2,783	0
H. Household Goods	1,325	500
I. Consumable Goods	1,465	9
J. Livestock	0	0
K. Miscellaneous	35,557	1,405
TOTALS	\$ 167,935	\$ 33,344

AGENCY: Soldotna Police Department

Month of 1-85 - 12-85

AGE, SEX AND RACE OF PERSON ARRESTED

18 YEARS OF AGE AND OVER

276

OFFENSE	CLASS	SEX	18	19	20	21	22	23	24	25	30	** AGE **		45	50	55	60	65	TOT	WHT	* * RACE * *				ESK
										29	34	35	40	49	54	59	64	OV			BLK	IND	ASN		
Murder	01A	M F																							
Manslaught.	01B	M F																							
Rape	02	M F																							
Robbery	03	M F																							
Agg. Assault	04	M F																							
Burglary	05	M F									1								1	1					
Larceny	06	M F		2	2	1			1	2	2				1				11	14					
						1	1			1									3						
MV. Theft	07	M F																							
Oth Asslts.	08	M F	2			2	1		3	1	2		5			1			17	20					
										1	2								3						
Arson	09	M F																							
Forgery	10	M F								1									1	1					
Fraud	11	M F			1				1	1		1							4	2	1	1			
Embezzlmt.	12	M F																							
Stln. Prop.	13	M F																							
Vandalism	14	M F					1			1									2	2				1	
											1								1						
Weapons	15	M F								1	1		1						3	3					

AGENCY: Soldotna Police Department

Month of 1-85 - 12-85

AGE, SEX AND RACE OF PERSON ARRESTED

18 YEARS OF AGE AND OVER

OFFENSE	CLASS	SEX	AGE													TOT	WHT	RACE			ESK	
			18	19	20	21	22	23	24	25 29	30 34	** 35 39	ACE 40 44	** 45 49	50 54			55 59	60 64	65 OV		BLK
Prostitut.	16	M F																				
Sex Offns.	17	M F								1		1						2	1			1
Drug/Total	18	M F	1		3	1	2		1	2		1	1	1				11 3	12	1		1
Sale Total		M F																				
Narcotics	A	M F																				
Marijuana	B	M F																				
Synthetic	C	M F																				
Dangerous	D	M F																				
Possess. Tot		M F	1		3	1	2		1	2		1	1	1				11 3	12	1		1
Narcotics	E	M F										1	1					2 1	3			
Marijuana	F	M F	1		3	1	2		1	2				1				9 2	9	1		1
Synthetic	G	M F																				
Dangerous	H	M F																				
Gambl Tot.	19	M F																				
Bookmaking	A	M F																				
Numbers	B	M F																				
Oth Gambl.	C	M F																				

AGE, SEX AND RACE OF PERSON ARRESTED

18 YEARS OF AGE AND OVER

278

OFFENSE	CLASS	SEX	** AGE **																* * RACE * *					ESK
			18	19	20	21	22	23	24	25 29	30 34	35 39	40 44	45 49	50 54	55 59	60 64	65 OV	TOT	WHT	BLK	IND	ASN	
Family/Chld	20	M F																						
Driv. Inflc.	21	M F	6	6	2 1	4 2	11 1	12 2	4 3	35 7	31 5	23 4	17 2	7	6 2	3	2	1	170 29	192	1	6		
Liquor	22	M F	26 1	12 1	6		2												46 2	46	1		1	
Disorderly	24	M F							1			1	1						3 2	3				
All Other	26	M F		2		3					1		1						7 1	8				
TOTAL			36	23	15	14	19	14	14	53	47	32	29	8	9	4	2	1	320	305	4	7	3	1

AGENCY: Soldotna Police Department

Month of 1-85 - 12-85

AGE, SEX AND RACE OF PERSON ARRESTED

UNDER 18 YEARS OF AGE

OFFENSE	CLASS	SEX	10/ UNDER	11 12	13 14	** AGE ** 15	16	17	TOTAL UNDER 18	WHITE	** RACE ** BLACK	IND	ASIAN	ESKIMO
Murder	01A	M F												
Manslaught.	01B	M F												
Rape	02	M F												
Robbery	03	M F												
Agg. Assault	04	M F												
Burglary	05	M F			2	2	1		5	4			1	
Larceny	06	M F	2	3 1	9 5	7 3	2 4	7 1	30 14	44				
MV. Theft	07	M F												
Oth Asslts.	08	M F						1	1	1				
Arson	09	M F												
Forgery	10	M F												
Fraud	11	M F												
Embezzlmt.	12	M F												
Stln. Prop.	13	M F												
Vandalism	14	M F	2			1	1		2 2	4				
Weapons	15	M F					1		1	1				

Month of 1-85 - 12-85

UNDER 18 YEARS OF AGE

[illegible]

AGENCY: Soldotna Police Department

Month of 1-85 - 12-85

AGE, SEX AND RACE OF PERSON ARRESTED

UNDER 18 YEARS OF AGE

OFFENSE	CLASS	SEX		10/ UNDER	11 12	13 14	** AGE **		16	17	TOTAL UNDER 18	WHITE	** RACE **			ASIAN	ESKIMO
							15						BLACK	IND			
Oth. Gamb1.	C	M															
		F															
Family/Chld	20	M															
		F															
Driv. Inflc.	21	M							3	4	7	8					
		F								1	1						
Liquor	22	M					6		14	26	46	54	2			1	
		F				3	4		4		11						
Disorderly	24	M								1	1	1					
		F															
All Other	26	M		1							1	1					
		F															
Curfew	28	M															
		F															
Runaway	29	M															
		F															
TOTAL				5	4	29	31		31	43	143	138	2	1		2	

Police Disposition of Juveniles 143
 1. Handled within Dept. and Released 6
 2. Referred to Juv. Court/Prob Dept. 137
 3. Referred to Welfare Agency 0
 4. Referred to Other Police Agency 0
 5. Referred to Criminal or Adult Crt 0

AGENCY: Wrangell Police Department

Months of 01-85 To 12-85

OFFENSES KNOWN TO POLICE

(1)	(2)	(3)	(4)	(5)	(6)
CLASSIFICATION OF OFFENSES	OFFENSES REPORTED OR KNOWN	UNFOUNDED FALSE OR BASELESS	NUMBER OF ACTUAL OFFENSES	TOTAL OFFENSES CLEARED BY ARREST OR EXCEPT	NUMBER OF CLEARANCES PERSONS UNDER 18
1. Criminal Homicide					
A. Murder & Nonneg Mansl					
B. Mansl By Negligence					
2. Forcible Rape	TOTAL	2	2	1	
A. Rape By Force	1		1	1	
B. Attempts To Commit Forc. Rape	1		1		
3. Robbery	TOTAL				
A. Firearm					
B. Knife Or Cutting Instrument					
C. Other Dangerous Weapon					
D. Strong-Arm (Hands, Fist, Feet)					
4. Assault	TOTAL	49	49	36	
A. Firearm	6		6	4	
B. Knife Or Cutting Instrument					
C. Other Dangerous Weapon	3		3	2	
D. Hands, Fist, Feet - aggravated	38		38	28	
E. Other Assaults - Simple	2		2	2	
5. Burglary	TOTAL	25	25	5	1
A. Forcible Entry	13		13	3	1
B. Unlawful Entry-No Force	10		10	2	
C. Attempted Forcible Entry	2		2		
6. Larceny - Theft (Except Motor Veh)	TOTAL	121	1	120	52
7. Motor Vehicle Theft	TOTAL	11	11	8	
A. Autos	4		4	4	
B. Trucks And Buses	7		7	4	
C. Other Vehicles					
GRAND TOTAL	208	1	207	102	1

PROPERTY STOLEN BY CLASSIFICATION

CLASSIFICATION OF OFFENSES	NUMBER OF ACTUAL OFFENSES	VALUE OF PROPERTY STOLEN
1. Murder/Nonneg Mansl		\$
2. Forcible Rape (TOTAL)	2	\$
3. Robbery		\$
A. Highway (Street, Alleys, Etc.)		
B. Commercial House (Ex. C,D,F)		
C. Gas or Service Station		
D. Chain Store		
E. Residence (Anywhere on Prem)		
F. Bank		
G. Miscellaneous		
TOTAL ROBBERY		\$
4. Assault - Not Applicable		
5. Burglary - Breaking or Entering		
A. Residence (Dwelling)		
1. Night (6 p.m. - 6 a.m.)	5	\$ 816
2. Day (6 a.m. - 6 p.m.)	2	2,875
3. Unknown	4	6,214
B. Nonresidence (store, off, etc.)		
1. Night (6 p.m. - 6 a.m.)	11	3,244
2. Day (6 a.m. - 6 p.m.)	1	
3. Unknown	2	1,005
TOTAL BURGLARY	25	\$ 14,154
6. Larceny - Theft (Except Veh)		
A. \$200 and over	35	\$ 30,440
B. \$50 to \$200	52	5,461
C. Under \$50	33	754
TOTAL LARCENY	120	\$ 36,655
7. Motor Vehicle Theft	11	\$ 42,056
GRAND TOTAL ALL		\$ 92,865
6X. Nature of Larcenies under 6		\$
A. Pocket - picking		
B. Purse - snatching		
C. Shoplifting	2	318
D. From Motor Vehicles	21	3,518
E. Motor Vehicle Parts and Acc.	1	6,000
F. Bicycles	32	3,950
G. From Buildings (except C & H)	33	6,746
H. From any Coin-Op Machines	1	50
I. All Other	30	16,073
TOTAL LARCENIES	120	\$ 36,655
7X. Motor Vehicles Recovered		
A. Number Stolen Locally and Recovered Locally	12	
B. Number Stolen Locally & Recovered Other Jurisdiction		
C. Total Locally Stolen Motor Vehicles Recovered	12	
D. Number Stolen Out of Town, Recovered Locally		

AGENCY: Wrangell Police Department

Months of 01-85 to 12-85

TYPE OF PROPERTY (1)	PROPERTY BY TYPE AND VALUE	
	VALUE OF PROPERTY STOLEN AND RECOVERED IN YOUR JURISDICTION	
	STOLEN (2)	RECOVERED (3)
A. Currency, Notes, Etc.	\$ 11,353	\$ 6,907
B. Jewelry and Precious Metals	0	0
C. Clothing and Furs	2,894	1,044
D. Locally Stolen Motor Vehicles	48,000	48,000
E. Office Equipment	124	0
F. Television, Radios, Cameras, Etc.	11,239	1,016
G. Firearms	1,015	450
H. Household Goods	300	0
I. Consumable Goods	1,020	57
J. Livestock	0	0
K. Miscellaneous	16,920	9,865
TOTALS	\$ 92,865	\$ 67,339

AGENCY: Wrangell Police Department

Month of 01-85 - 12-85

AGE, SEX AND RACE OF PERSON ARRESTED

18 YEARS OF AGE AND OVER

OFFENSE	CLASS	SEX	AGE														TOT	WHT	RACE			
			18	19	20	21	22	23	24	25 29	30 34	** 35 39	AGE 40 44	** 45 49	50 54	55 59			60 64	65 OV	BLK	IND
Murder	01A	M F																				
Manslaught.	01B	M F																				
Rape	02	M F									1							1	1			
Robbery	03	M F																				
Agg. Assault	04	M F	1				1				1	1			1			4 5	5		4	
Burglary	05	M F						1			1							2	2			
Larceny	06	M F	1	1			1				1	1						5	5			
MV. Theft	07	M F					1											1	1			
Oth Asslts.	08	M F	1		1	1				2 1								5 2	5		2	
Arson	09	M F																				
Forgery	10	M F	1															1			1	
Fraud	11	M F																				
Embezzlmt.	12	M F																				
Stln. Prop.	13	M F																				
Vandalism	14	M F	2		1	1		1				1						5 2	3		4	
Weapons	15	M F								1	1	1	1					4	3		1	

18 YEARS OF AGE AND OVER

[illegible]

AGENCY: Wranglell Police Department

Month of 01-85 - 12-85

AGE, SEX AND RACE OF PERSON ARRESTED

18 YEARS OF AGE AND OVER

OFFENSE	CLASS	SEX	** AGE **																TOT	WHT	* * RACE * *				ESK
			18	19	20	21	22	23	24	25 29	30 34	35 39	40 44	45 49	50 54	55 59	60 64	65 OV			BLK	IND	ASN		
Family/Chld	20	M F																							
Driv. Inflc.	21	M F	1			1		1	1	1 2	4 1	3 1	1 2		2	1			16 6	20			2		
Liquor	22	M F	10 3	7 1	5 1	1					1								22 7	23			6		
Disorderly	24	M F				1				2 1	2	1							6 1	4			3		
All Other	26	M F	1	1		1			2	2 2	3 1		2 1				1		13 6	12			7		
TOTAL			21	11	9	6	4	4	4	18	16	10	7		3	2		1	116	86			30		

UNDER 18 YEARS OF AGE

[illegible]

AGENCY: Wrangell Police Department

Month of 01-85 - 12-85

AGE, SEX AND RACE OF PERSON ARRESTED

UNDER 18 YEARS OF AGE

		SEX	** AGE **					* * RACE * *						
OFFENSE	CLASS		10/ UNDER	11 12	13 14	15	16	17	TOTAL UNDER 18	WHITE	BLACK	IND	ASIAN	ESKIMO
Prostitut.	16	M F												
Sex Offns.	17	M F												
Drug/Total	18	M F	1	1	2	1		1	5 1	6				
Sale Total		M F												
Narcotics	A	M F												
Marijuana	B	M F												
Synthetic	C	M F												
Dangerous	D	M F												
Possess. Tot		M F	1	1	2	1		1	5 1	6				
Narcotics	E	M F												
Marijuana	F	M F	1	1	2	1		1	5 1	6				
Synthetic	G	M F												
Dangerous	H	M F												
Gambl Tot.	19	M F												
Bookmaking	A	M F												
Numbers	B	M F												

AGENCY: Wrangell Police Department

Month of 01-85 - 12-85

AGE, SEX AND RACE OF PERSON ARRESTED

UNDER 18 YEARS OF AGE

OFFENSE	CLASS	SEX	10/ UNDER	11 12	13 14	** AGE ** 15	16	17	TOTAL UNDER 18	WHITE	** RACE ** BLACK	IND	ASIAN	ESKIMO
Oth. Gamb.	C	M F												
Family/Chld	20	M F												
Driv. Inflc.	21	M F												
Liquor	22	M F		1 3	2 3	4 2	6 3	6 2	19 13	26		6		
Disorderly	24	M F												
All Other	26	M F			2	1	1	1	5	4		1		
Curfew	28	M F		1	1		2 1	2	2 5	7				
Runaway	29	M F												
TOTAL			5	9	24	12	16	13	79	71		8		

Police Disposition of Juveniles 79
 1. Handled within Dept. and Released 2
 2. Referred to Juv. Court/Prob Dept. 77
 3. Referred to Welfare Agency 0
 4. Referred to Other Police Agency 0
 5. Referred to Criminal or Adult Crt 0

APPENDIX

OFFENSES IN UNIFORM CRIME REPORTING

Listed below are the definitions for Part I and Part II crimes used in the State of Alaska Uniform Reporting System.

1. Criminal Homicide

- a. Murder and nonnegligent manslaughter: the willful (nonnegligent) killing of one human being by another. Deaths caused by negligence, attempts to kill, assaults to kill, suicides, accidental deaths, and justifiable homicides are excluded. Justifiable homicides are limited to: (1) the killing of a felon by a law enforcement officer in the line of duty, and (2) the killing of a felon by a private citizen.
- b. Manslaughter by negligence: the killing of another person through gross negligence. Excludes traffic fatalities. While manslaughter by negligence is a Part I crime, it is not included in the Crime Index.

2. Forcible Rape

The carnal knowledge of a female forcibly and against her will. Included are rapes by force and attempts or assaults to rape. Statutory offenses (no force used, victim under age of consent) are excluded.

3. Robbery

The taking or attempting to take anything of value from the care, custody, or control of a person or persons by force or threat of force or violence and/or by putting the victim in fear.

4. Aggravated Assault

An unlawful attack by one person upon another for the purpose of inflicting severe or aggravated bodily injury. This type of assault usually is accompanied by the use of a weapon or by means likely to produce death or great bodily harm. Simple assaults are excluded.

5. Burglary (breaking or entering)

The unlawful entry of a structure to commit a felony or a theft. Attempted forcible entry is included.

6. Larceny and Theft (except motor vehicle theft)

The unlawful taking, carrying, leading, or riding away of property from the possession or constructive possession of another. Examples are thefts of bicycles or automobile accessories, shoplifting, pocket-picking, or the stealing of any property or article which is not taken by force and violence or by fraud. Attempted larcenies are included. Embezzlement, "con" games, forgery, worthless checks, etc., are excluded.

7. Motor Vehicle Theft

The theft or attempted theft of a motor vehicle. A motor vehicle is self propelled and runs on the surface and not on rails. Specifically excluded from this category are motorboats, construction equipment, airplanes, and farming equipment.

8. Arson

Any willful or malicious burning or attempt to burn, with or without intent to defraud, a dwelling house, public building, motor vehicle or aircraft, personal property of another, etc.

The Part II offenses are:

9. Other Assaults (simple)

10. Forgery and Counterfeiting

Making, altering, uttering, or possessing, with intent to defraud, anything false which is made to appear true. Attempts are included.

11. Fraud

Fraudulent conversion and obtaining money or property by false pretenses. Included are larceny by bailee and bad checks, except forgeries and counterfeiting.

12. Embezzlement

Misappropriation or misapplication of money or property entrusted to one's care, custody, or control.

13. Stolen Property (buying, receiving, and possessing)

Buying, receiving, and possessing stolen property, including attempts.

14. Vandalism

Willful or malicious destruction, injury, disfigurement, or defacement of any public or private property, real or personal, without consent of the owner or person having custody or control.

15. Weapons (carrying, possessing, etc.)

All violations of regulations or statutes controlling the carrying, using, possessing, furnishing, and manufacturing of deadly weapons or silencers. Included are attempts.

16. Prostitution and Commercialized Vice

Sex offenses of a commercialized nature, such as prostitution, keeping a bawdy house, procuring, or transporting women for immoral purposes. Attempts are included.

17. Sex Offenses (except forcible rape, prostitution, and commercialized vice)

Statutory rape and offenses against chastity, common decency, morals, and the like. Attempts are included.

18. Drug Abuse Violations

State and local offenses relating to narcotic drugs, such as unlawful possession, sale, use, growing, and manufacturing of narcotic drugs.

19. Gambling

Promoting, permitting, or engaging in illegal gambling.

20. Offenses Against the Family and Children

Nonsupport, neglect, desertion, or abuse of family and children.

21. Driving Under the Influence

Driving or operating any vehicle or common carrier while drunk or under the influence of liquor or narcotics.

22. Liquor Laws

State or local liquor law violations, except "drunkenness" and "driving under the influence." Federal violations are excluded.

23. Drunkenness

Drunkenness or intoxication. Excluded is "driving under the influence."

24. Disorderly Conduct

Breach of the peace.

25. Vagrancy

Vagabondage, begging, loitering, etc.

26. All Other Offenses

All violations of state or local laws, except offenses 1-25 and traffic offenses.

27. Suspicion

No specific offense; suspect released without formal charges being placed.

28. Curfew and Loitering Laws

Offenses relating to violations of local curfew or loitering ordinances where such laws exist.

29. Runaways

Limited to juveniles taken into protective custody under provisions of local statutes.