



Felony Level Sex Offenses

2021

Crime in Alaska Supplemental Report

Prepared By: Julia Cleman
Division of Statewide Services
Criminal Records & Identification Bureau
Lisa Purinton, Bureau Chief

Table of Contents

Program Overview	3
2021 Statewide Summary	4
Northern Alaska	5
Western Alaska	6
Southcentral Alaska	7
Southeast Alaska	8
Anchorage Alaska.....	9
Specialized State Agencies	10
Rate of Incidents	11
Reported Victim Demographics	12
Reported Suspect Demographics	13
Population Comparison	14
Reported Victim Suspect Racial Comparison.....	15
Victims 0-10 Years Old	16
Victims 11-17 Years Old	17
Victims 18+ Years Old	18
Reported Supplemental Data.....	19
Reported Statutory Offenses.....	20
Prostitution & Sex Trafficking.....	20
Child Pornography.....	20
Sexual Assault.....	20
Sexual Abuse of a Minor.....	20
References & Further Reading.....	21

2021 FELONY LEVEL SEX OFFENSES

Program Overview

The Department of Public Safety (DPS) is tasked with collecting information on felony level sex offenses reported to state and local law enforcement agencies, as defined by Alaska Statute (AS) 12.63.100, and as required by AS 12.62.130. This is a required reporting program for state and local law enforcement agencies and is in addition to the requirements for Uniform Crime Reporting (UCR).

The Felony Sex Offense (FSO) database is a repository maintained by DPS for state and local law enforcement agencies to record reports of felony level sex offenses within their jurisdiction based on State of Alaska statutes. Data elements collected include victim and suspect demographics, victim/suspect relationships, offense location, weapon type used, and the associated statute violation.

Caution should be exercised in comparing data between Felony Sex Offense statistics, Uniform Crime Reporting, and the Alaska Victimization Survey; they are separate data collection efforts with different methodologies in aggregating incidents, offenses, and victims.

The [Uniform Crime Reporting \(UCR\) Program](#) is a nationwide cooperative effort by federal, state, city, county and tribal law enforcement agencies to report data on crimes reported in their jurisdiction. The national program is managed and maintained by the Federal Bureau of Investigation (FBI). Since June of 1982, the DPS has administered the UCR Program for the State of Alaska. Historically, Alaska reported UCR data under the Summary Reporting System (SRS) which provided a summarized listing of the most serious offenses reported to law enforcement. The FBI sunset the SRS format in 2021 and required agencies to submit in the more robust National Incident Based Reporting System (NIBRS). Because all agencies in Alaska were not able to complete the transition to NIBRS yet, the Crime in Alaska publication for 2021 was prepared converting NIBRS data to the SRS format in order to compile statewide statistics and historical trends. The data conversion was done following the

technical guidelines set by the FBI. A separate NIBRS publication with partial statewide data will be published at a later date. In the most recent [Crime in Alaska](#) report, the number of reported rape offenses shows a 1.8% percent decrease in rape¹ offenses reported to law enforcement from 2020 to 2021.

In 2009, the Alaska Senate Judiciary Committee tasked the legislature to fund a victimization survey to determine the rate of both reported and unreported sexual assaults in Alaska. [The Alaska Victimization Survey](#) (AVS) is conducted by the University of Alaska Anchorage Justice Center, with oversight by the Council on Domestic Violence and Sexual Assault (CDVSA), a council within DPS. The survey is modeled after the national survey conducted by the Centers for Disease Control and Prevention. The AVS is comprised of a telephone survey of adult women aged 18 and over; the UCR program and the FSO database collect all offense and incident information reported to law enforcement. Noting this difference in data collection methodology, the most recent AVS results from 2020 show an increase in intimate partner and sexual violence since 2015.

It is important to note the incidents reported to the FSO program through 2021 were documented at the initial reporting stage of the investigation by law enforcement. Agencies were instructed to report information when a felony level sex offense became known to law enforcement. The FSO database was not originally intended to track the life cycle of an incident, but to provide insight into the volume and type of sex offenses being reported to law enforcement.

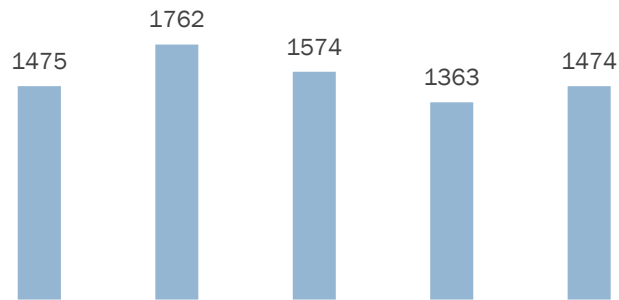
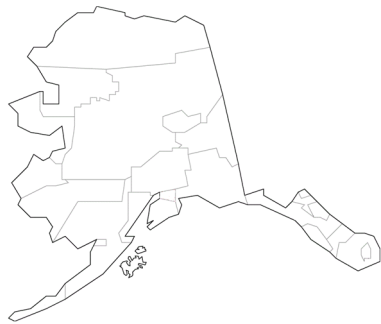
Additionally, some data elements of a reportable incident are optional and not all incidents include location, weapon, relationship, or victim/suspect demographics. A single incident may also involve multiple victims or offenders, as well as multiple statute violations.

This is the seventh year that findings from this database have been published.

¹ The FBI UCR Program defines the SRS offense of rape as “penetration, no matter how slight, of the vagina or anus with any body part or object, or oral penetration by a sex organ of another person, without the consent of the victim”.

FELONY SEX OFFENSE FINDINGS

2021 Statewide Summary



Statewide	2017	2018	2019	2020	2021
Total Incidents	1475	1762	1574	1363	1474
Victims Reported ¹	1498	1850	1645	1309	1519
Suspects Reported ¹	1455	1789	1641	1359	1433

2021 Quick Facts

> Reports of felony level sex offense incidents increased 8.14% in 2021 compared to 2020, and the number of reported victims increased 16.04%.

> The region of Western Alaska reported the highest rate of felony level sex offense incidents statewide, while Southcentral Alaska, which excludes Anchorage, reported the lowest rate.

> Nearly 58% of all reported victims were juveniles.

> Victims under the age of 11 reported being assaulted by a family member in nearly 65% of reported offenses. A family member for this age group includes siblings, parents, grandparents, and other family relationships.

> In the majority of incidents, victims reported suspects as being of the same race: Alaska Native victims 65%; White 56%, and Black 55%; Asian victims were the exception listing suspects as the same race in only 32% of incidents.

> The median age of female victims was 17, while the most common age was 12.

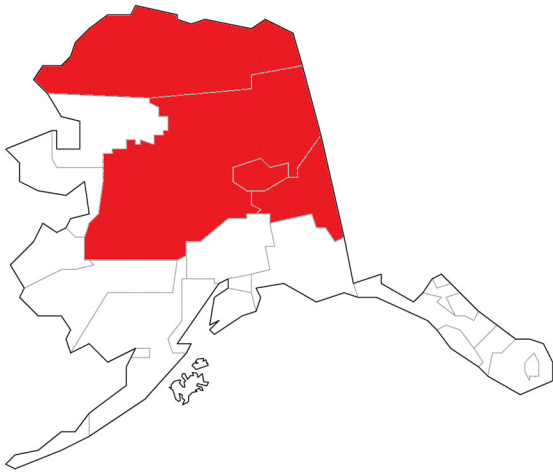
> The median age of male victims was 14, while the most common age was 14.

> In the reported relationships between the victims and suspects, 11.1% identified the suspect as a stranger. With victims under 11 years old, 2.8% of the relationships involved a stranger, whereas 16.7% of victims aged 18 and over reported the suspect was a stranger.

¹ Not all reported incidents contained victim and/or suspect demographics and some incidents involved multiple victims and/or multiple suspects.

2021 FELONY SEX OFFENSES BY GEOGRAPHIC AREA

Northern Alaska



15

Most Common Victim Age

14

Most Common Suspect Age

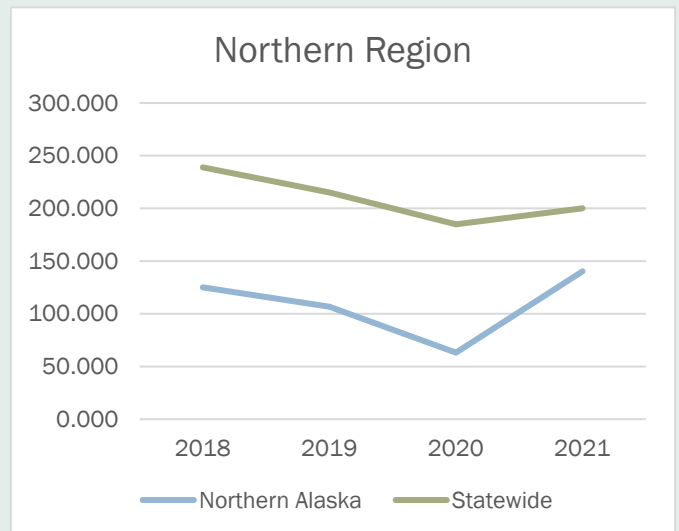
Population (122,548) Includes:

- Denali Borough
- Fairbanks North Star Borough
- North Slope Borough
- Southeast Fairbanks Census Area
- Yukon-Koyukuk Census Area

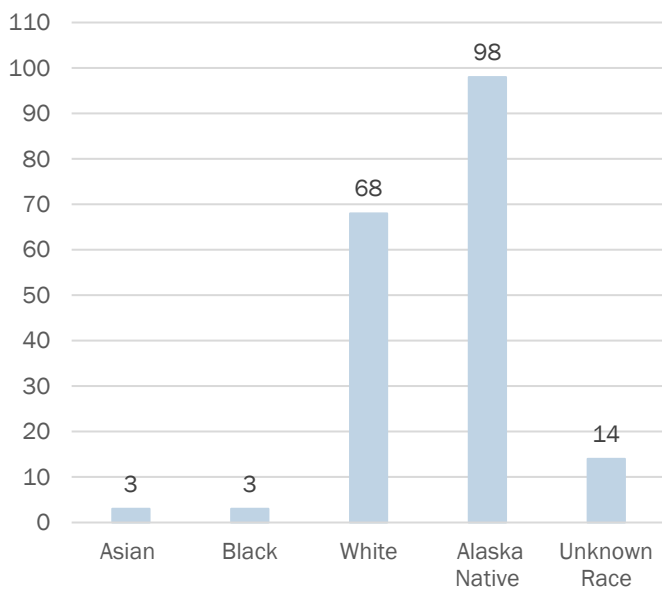
Reporting Agencies

- Alaska State Troopers D Detachment (servicing Utqiagvik, Cantwell, Delta Junction, Fairbanks, Galena, Healy, Nenana, Northway, Tok)
- Fairbanks Airport Police Department
- Fairbanks Police Department
- North Pole Police Department
- North Slope Borough Police Department
- University of Alaska Fairbanks Police Department

Rate Per 100,000 Population of Felony Level Sex Offenses:

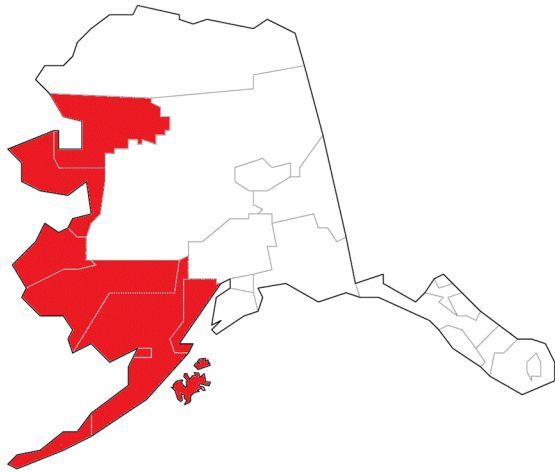


Northern Alaska: Race of Victim



2021 FELONY SEX OFFENSES BY GEOGRAPHIC AREA

Western Alaska



15

Most Common Victim Age

16

Most Common Suspect Age

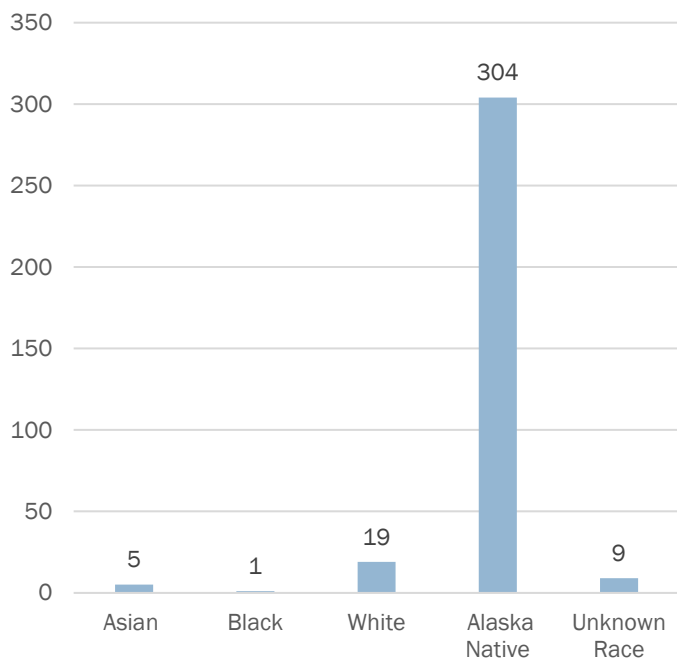
Population (73,588) Includes:

- Aleutians East Borough
- Aleutians West Census Area
- Bethel Census Area
- Bristol Bay Borough
- Dillingham Census Area
- Kodiak Island Borough
- Kusilvak Census Area
- Lake and Peninsula Borough
- Nome Census Area
- Northwest Arctic Borough

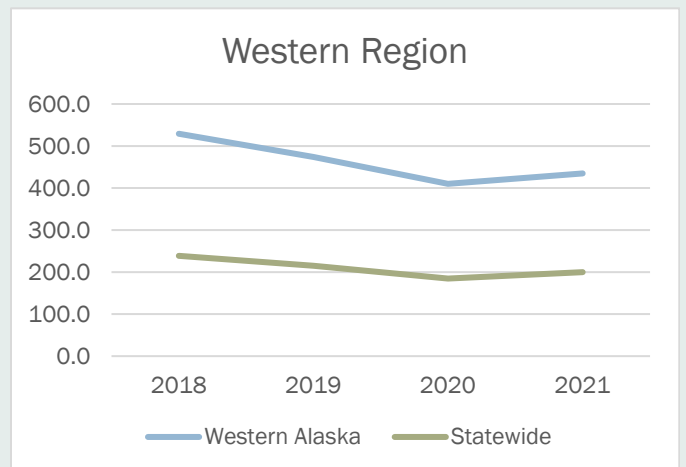
Reporting Agencies:

- Alaska State Troopers C Detachment (servicing Aniak, Bethel, Dillingham, Emmonak, Iliamna, King Salmon, Kodiak, Kotzebue, McGrath, Nome, St. Mary's, Selawik, Unalakleet)
- Bethel Police Department
- Bristol Bay Borough Police Department
- Dillingham Police Department
- Kodiak Police Department
- Kotzebue Police Department
- Nome Police Department
- Unalaska Police Department

Western Alaska: Race of Victim

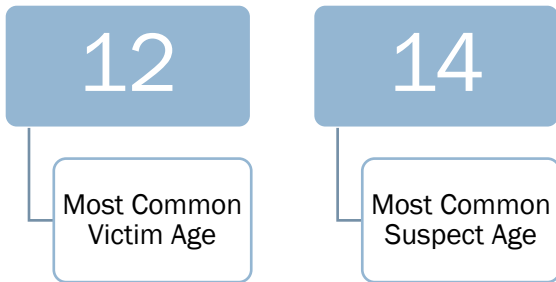
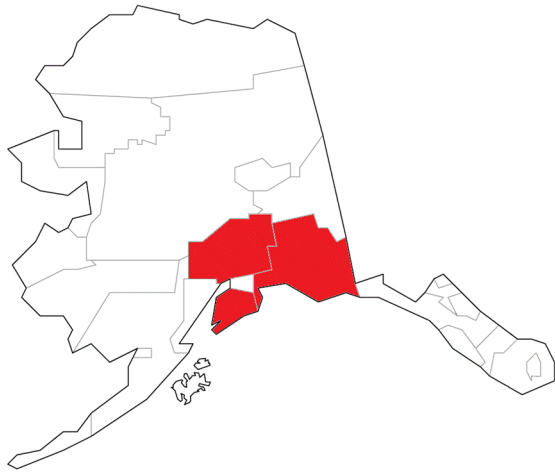


Rates Per 100,000 Population of Felony Level Sex Offenses:



2021 FELONY SEX OFFENSES BY GEOGRAPHIC AREA

Southcentral Alaska¹

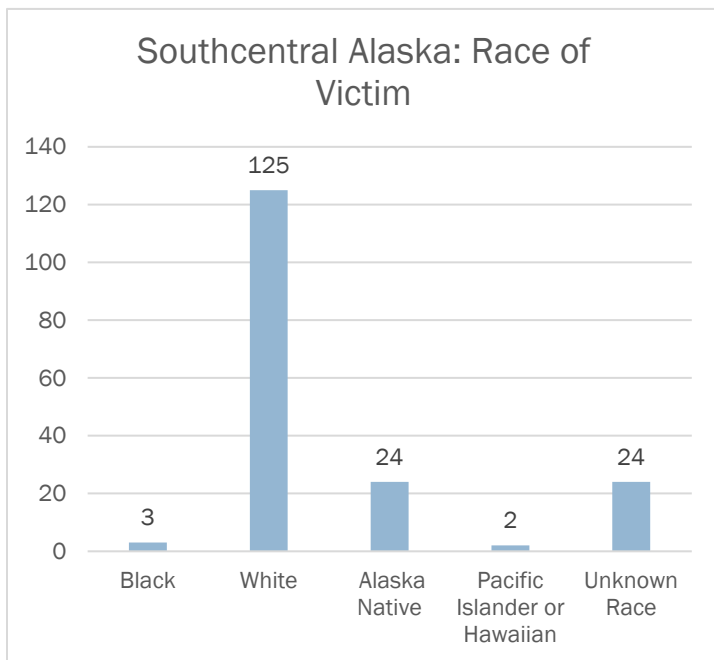


Population (175,558) Includes:

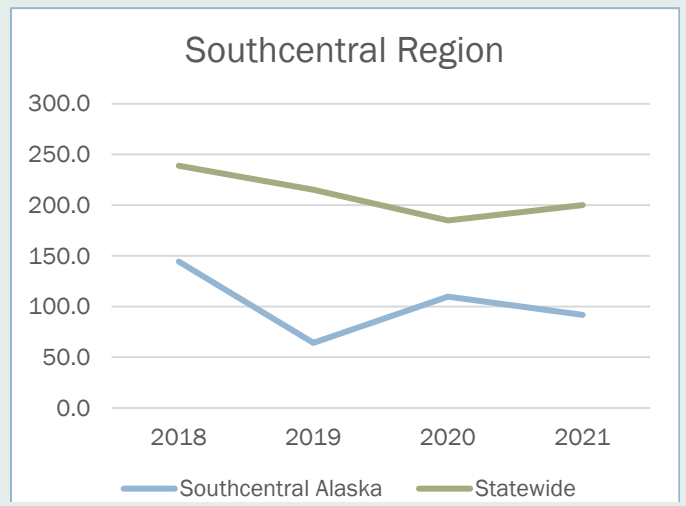
- Kenai Peninsula Borough
- Matanuska-Susitna Borough
- Copper River Census Area²
- Chugach Census Area

Reporting Agencies:

- Alaska State Troopers E Detachment (servicing Anchor Point, Cooper Landing, Ninilchik, Seward, Soldotna)
- Alaska State Troopers B Detachment (servicing Mat-Su Valley, Glennallen, and the Copper River Region)
- Cordova Police Department
- Homer Police Department
- Kenai Police Department
- Palmer Police Department
- Seward Police Department
- Soldotna Police Department
- Valdez Police Department
- Wasilla Police Department



Rates Per 100,000 Population of Felony Level Sex Offenses:

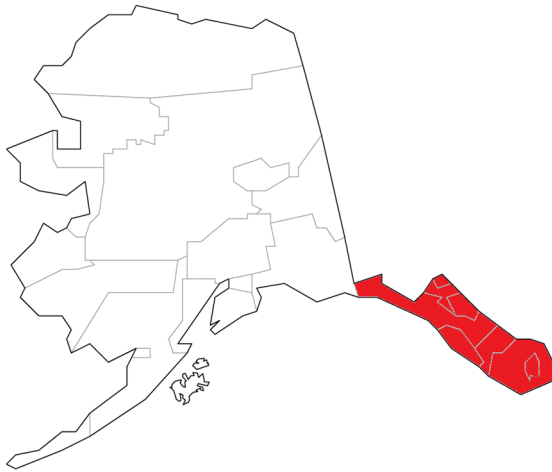


¹ Detachment 'E' has been consolidated for management purposes under Detachment A as Detachment A-South, but all incidents occurring in this geographic area are still reported under Southcentral Alaska.

² The United States Bureau of the Census officially introduced new census areas, dividing the former Valdez-Cordova Census Area into the Chugach Census Area and the Copper River Census Area.

2021 FELONY SEX OFFENSES BY GEOGRAPHIC AREA

Southeast Alaska



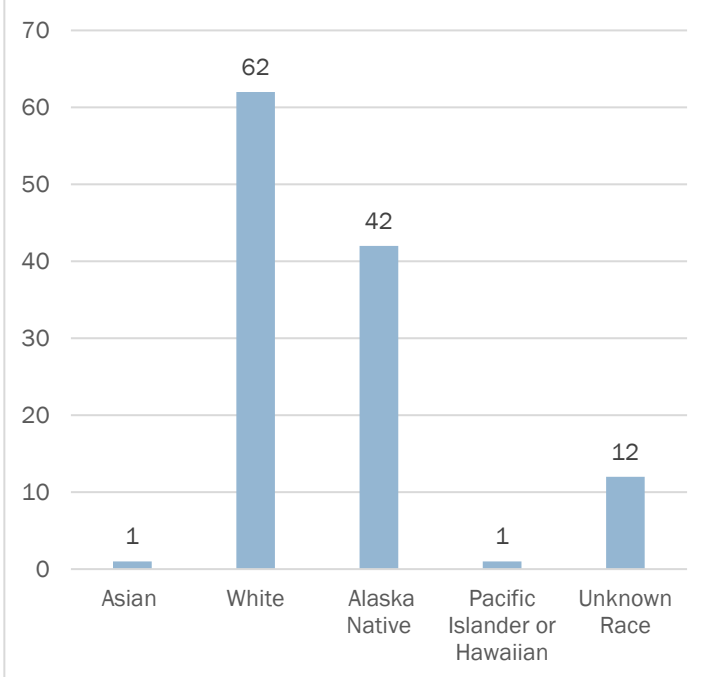
15

Most Common Victim Age

15

Most Common Suspect Age

Southeast Alaska: Race of Victim



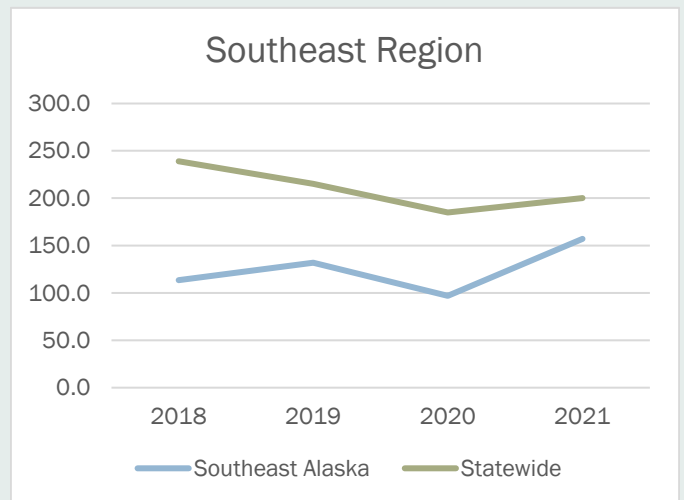
Population (73,206) Includes:

- Haines Borough
- Hoonah-Angoon Census Area
- Juneau City and Borough
- Ketchikan Gateway Borough
- Petersburg Borough
- Prince of Wales-Hyder Census Area
- Sitka City and Borough
- Skagway Municipality
- Wrangell City and Borough
- Yakutat City and Borough

Reporting Agencies:

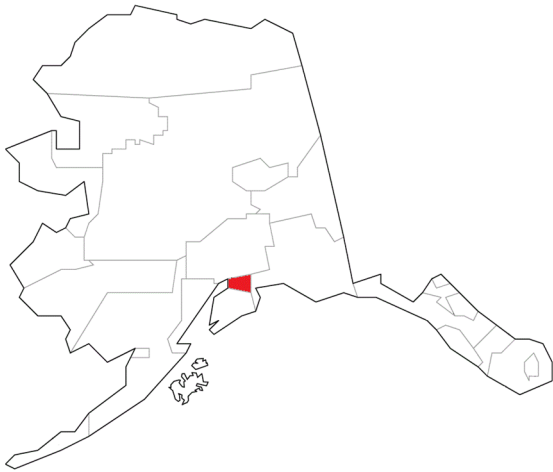
- Alaska State Troopers A Detachment (servicing Haines, Juneau, Klawock, Ketchikan, Petersburg)
- Craig Police Department
- Haines Police Department
- Juneau Police Department
- Ketchikan Police Department
- Petersburg Police Department
- Sitka Police Department
- Skagway Police Department
- Wrangell Police Department

Rates Per 100,000 Population of Felony Level Sex Offenses:



2021 FELONY SEX OFFENSES BY GEOGRAPHIC AREA

Anchorage Alaska



12

Most Common Victim Age

18

Most Common Suspect Age

Population (292,090) Includes:

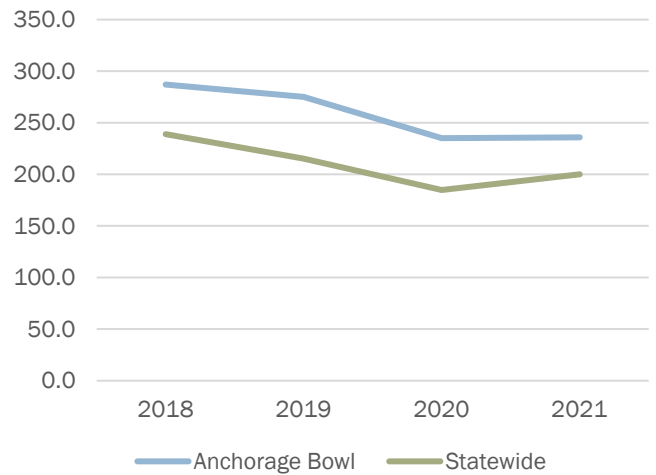
- Anchorage Municipality¹

Reporting Agencies:

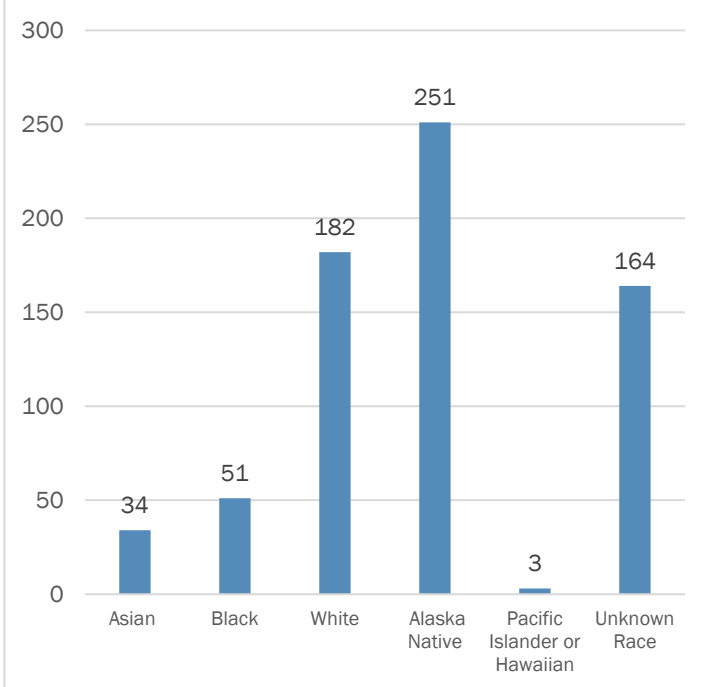
- Anchorage Airport Police & Fire Department
- Anchorage Police Department
- University of Alaska Anchorage Police Department

Rates Per 100,000 Population of Felony Level Sex Offenses:

Anchorage Bowl Region



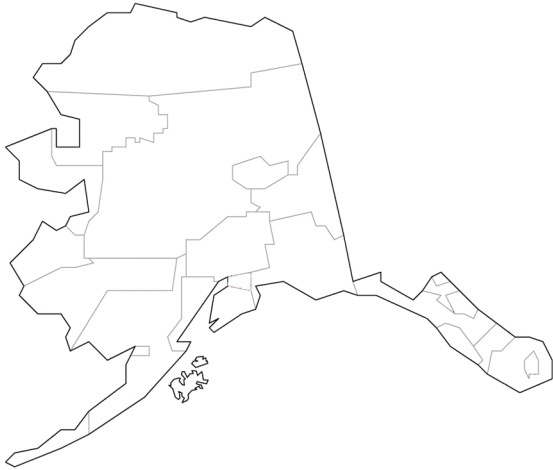
Anchorage Alaska: Race of Victim



¹ The populations of Girdwood, Eagle River, and Chugiak are included in the total population of the Anchorage Municipality. The Girdwood area is serviced by Whittier Police Department who did not contribute to this data collection, while Eagle River and Chugiak are serviced by the Anchorage Police Department who contributed to the data collection.

2021 FELONY SEX OFFENSES BY GEOGRAPHIC AREA

Specialized State Agencies



15

Most Common Victim Age

27

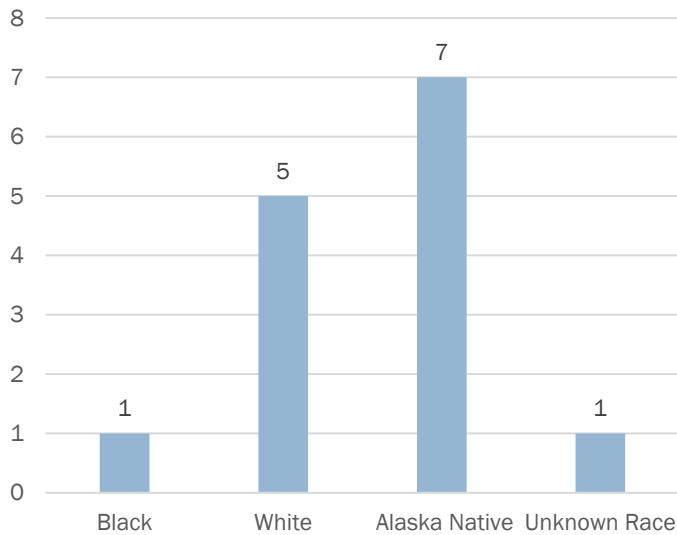
Most Common Suspect Age

Specialized Agencies

- Alaska State Troopers, Alaska Bureau of Investigation
- Alaska Wildlife Troopers

These agencies provide service statewide and do not represent a specified population; therefore, a crime rate is not calculated for these agencies.

Specialized Agencies: Race of Victim



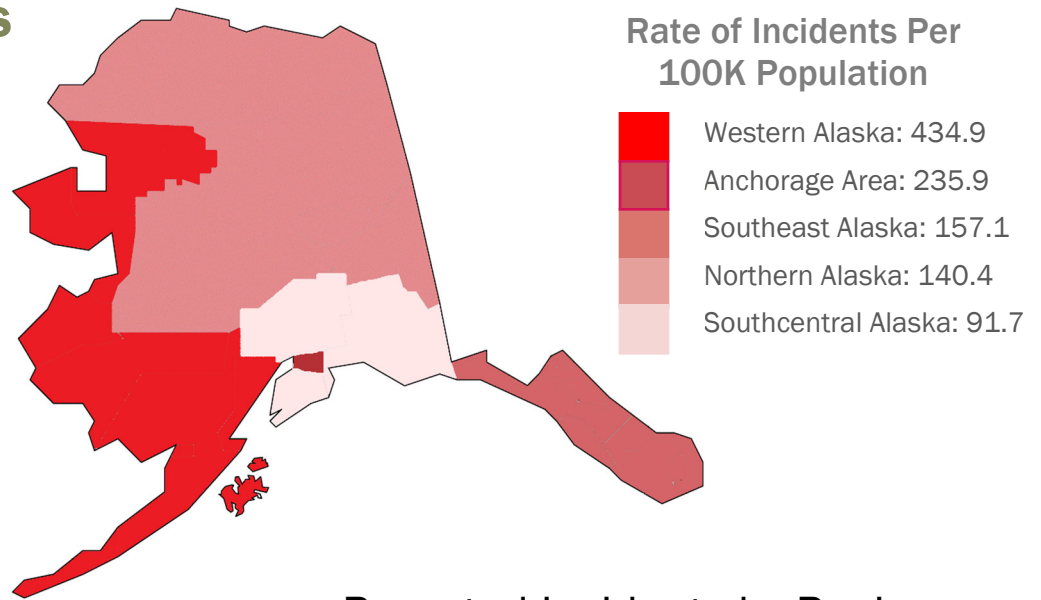
2021 VOLUME AND RATE OF FELONY SEX OFFENSES

Rate of Incidents

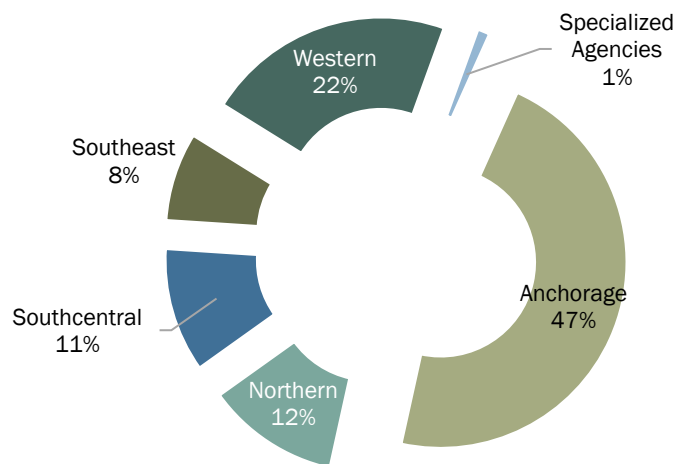
While agencies in the Anchorage area reported the highest volume of incidents (46% of the state total), the Western Alaska region reported the highest rate of incidents based on population.

Both the Anchorage area and Western Alaska have reported rates higher than the statewide rate.

Southcentral Alaska reported the lowest rate of any region statewide, and Southeast Alaska reported the fewest number of incidents statewide (excluding the Specialized Agencies).



Reported Incidents by Region



Region	2021 Incidents	2020 Population ¹	Rate per 100K Population
Anchorage Area	689	292,090	235.9
Western Alaska	320	73,588	434.9
Southcentral Alaska	161	175,558	91.7
Northern Alaska	172	122,548	140.4
Southeast Alaska	115	73,206	157.1
Specialized Agencies	17	n/a ²	
Statewide Total	1,474	736,990	200.0

¹ Source: [US Census Bureau 2020 American Community Survey 5-Year Estimates](#); 2021 estimates not available at the time of this publication.

² These agencies provide service statewide and do not represent a specified population; therefore, a crime rate is not calculated for these agencies.

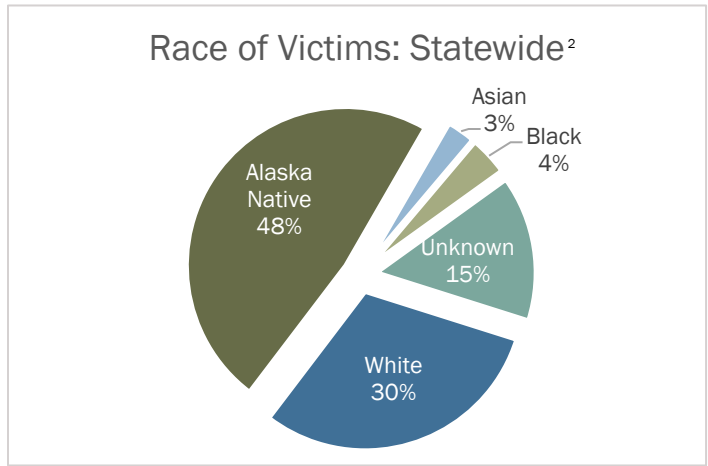
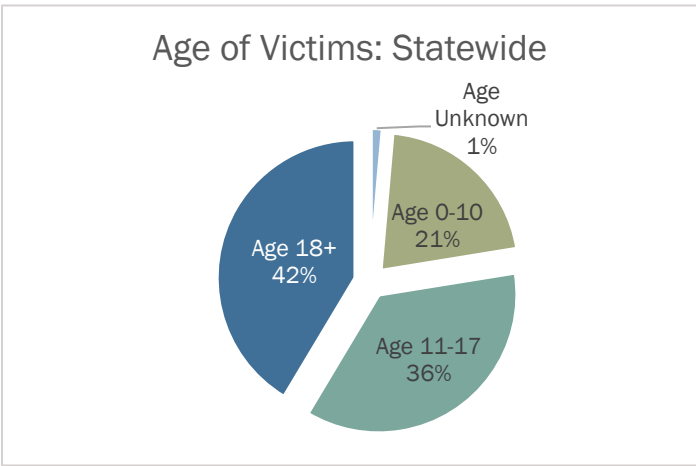
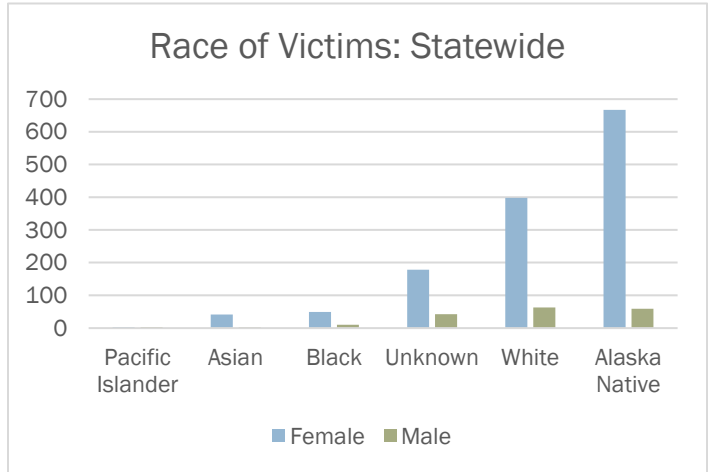
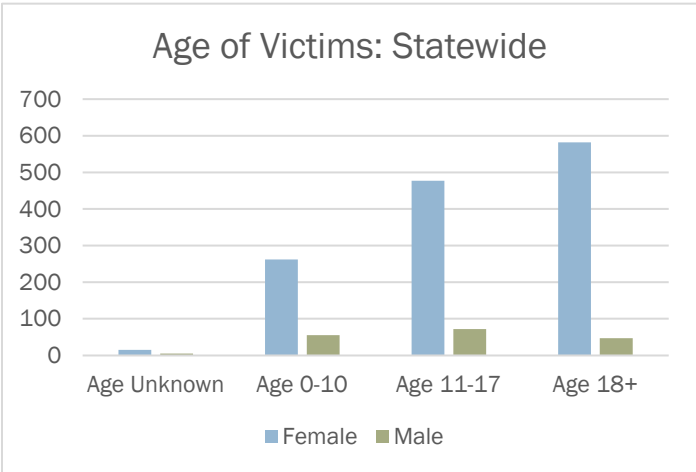
2021 VICTIM INFORMATION¹

Reported Victim Demographics

Victim Race	Female	Male	Unknown Sex
Alaska Native	667	59	0
White	398	63	0
Race Unknown	178	42	4
Black	49	10	0
Asian	41	2	0
Pacific Islander	3	3	0
Victim Age Group	Female	Male	Unknown Sex
Age Unknown	15	5	1
Age 0-10	262	55	3
Age 11-17	477	72	0
Age 18+	582	47	0

The median age of female victims statewide was **17** years old, while the most common age was **12**.

The median age of male victims statewide was **14** years old, while the most common age was **14**.



¹ Not all reported incidents included victim information, and some incidents involved multiple victims.
² Graph does not depict Pacific Islander victims as the percentage was statistically negligible.

2021 SUSPECT INFORMATION¹

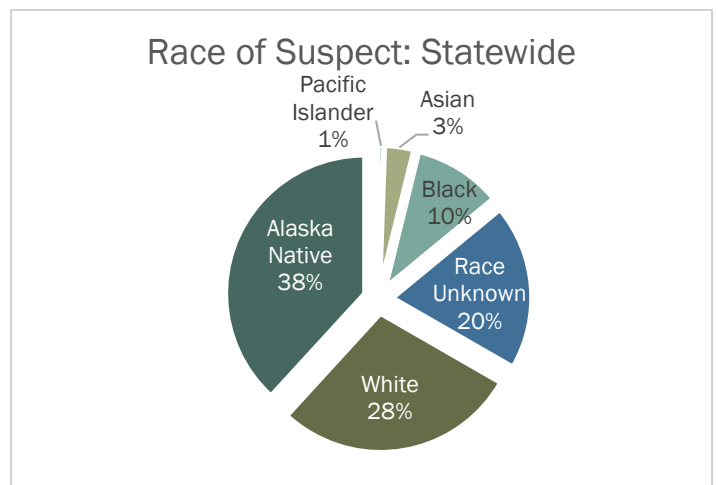
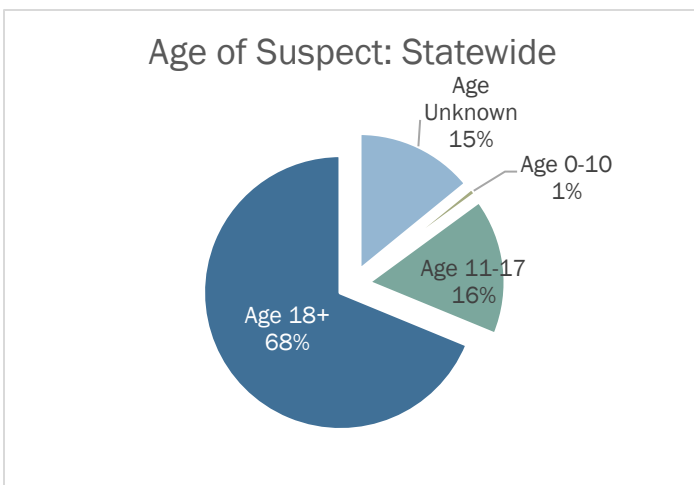
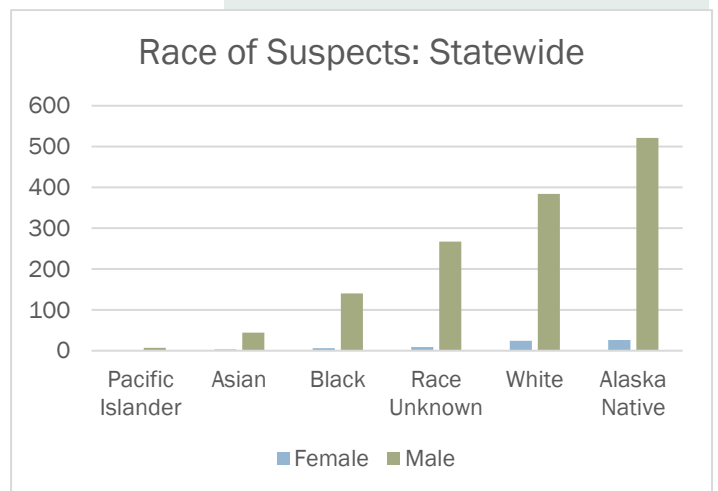
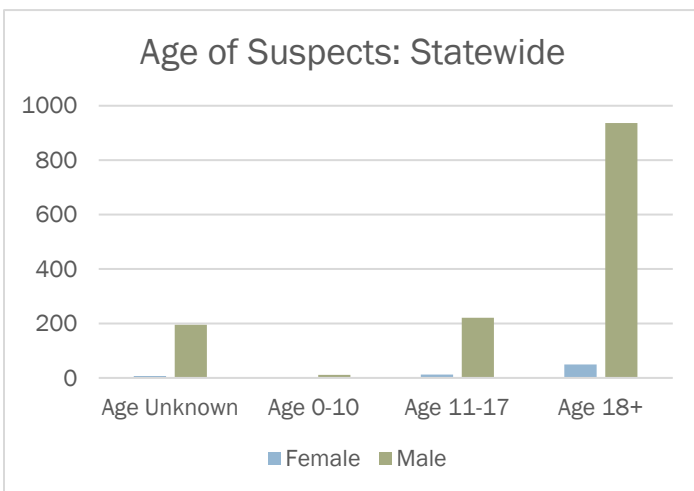
Reported Suspect Demographics

Suspect Race	Female	Male	Unknown Sex
Alaska Native	26	521	0
White	24	384	0
Race Unknown	9	267	17
Black	6	140	0
Asian	3	44	0
Pacific Islander	1	7	0

Suspect Age	Female	Male	Unknown Sex
Age Unknown	7	195	15
Age 0-10	1	11	0
Age 11-17	12	221	2
Age 18+	49	936	0

The median age of all male suspects was **31** years old, while the most common age was **18**.

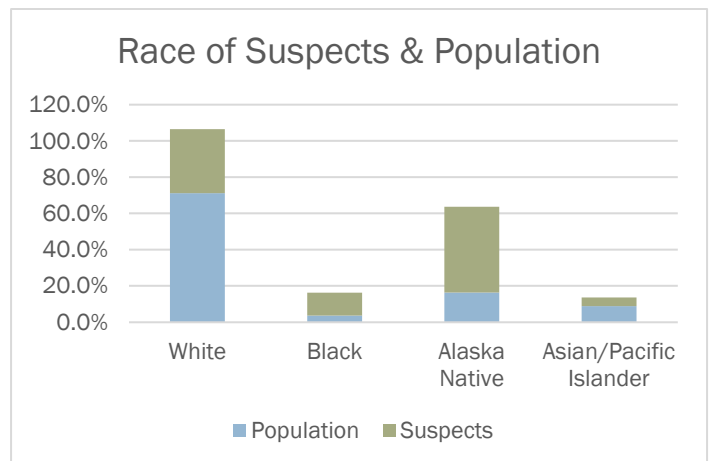
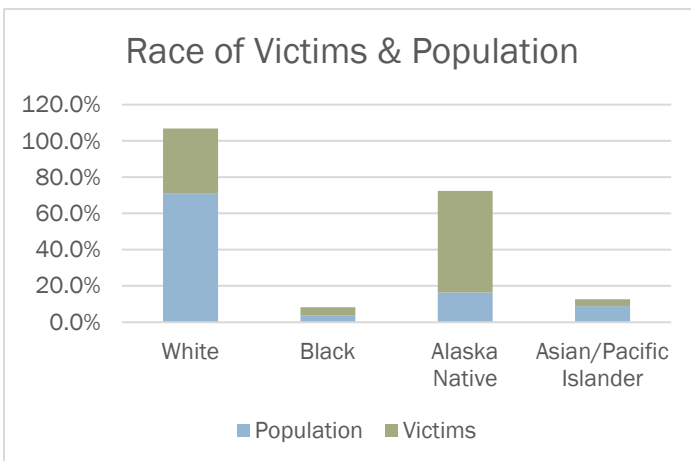
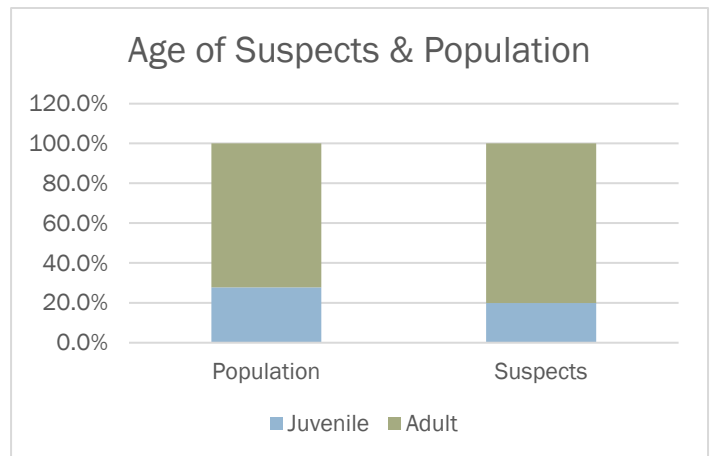
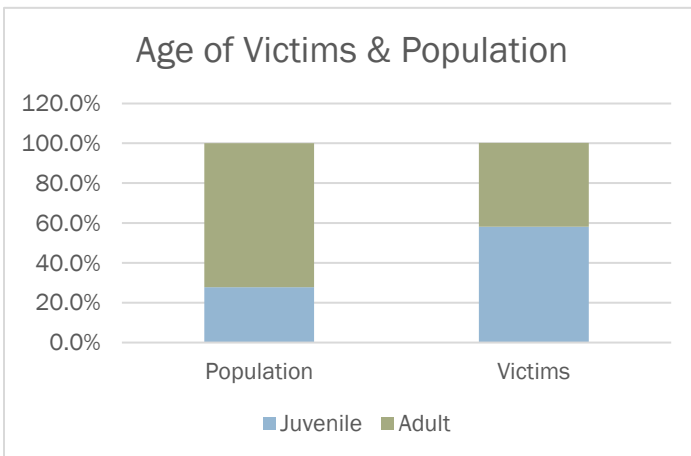
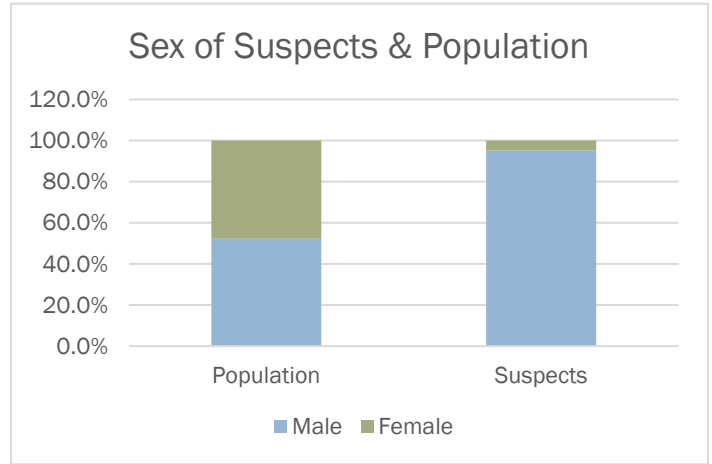
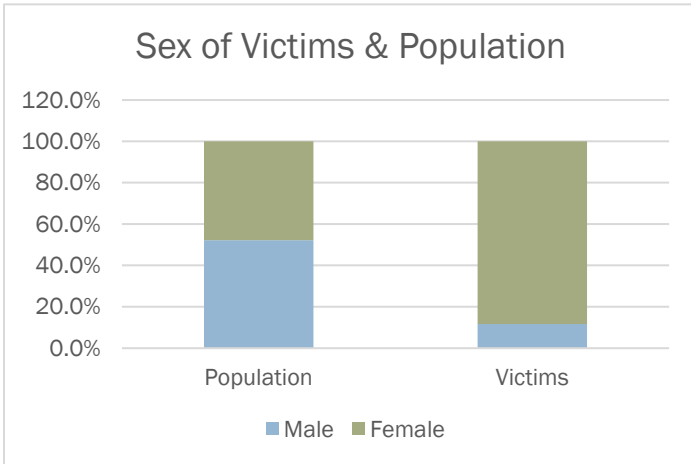
Alaska Native males comprised 48%, and white males comprised 35% of reported male suspects with an identified race; suspect race was unknown in 20% of reported male suspects.



¹ Not all reported incidents included suspect information, and some incidents involved multiple suspects.

2021 VICTIMS & SUSPECTS RELATED TO POPULATION¹

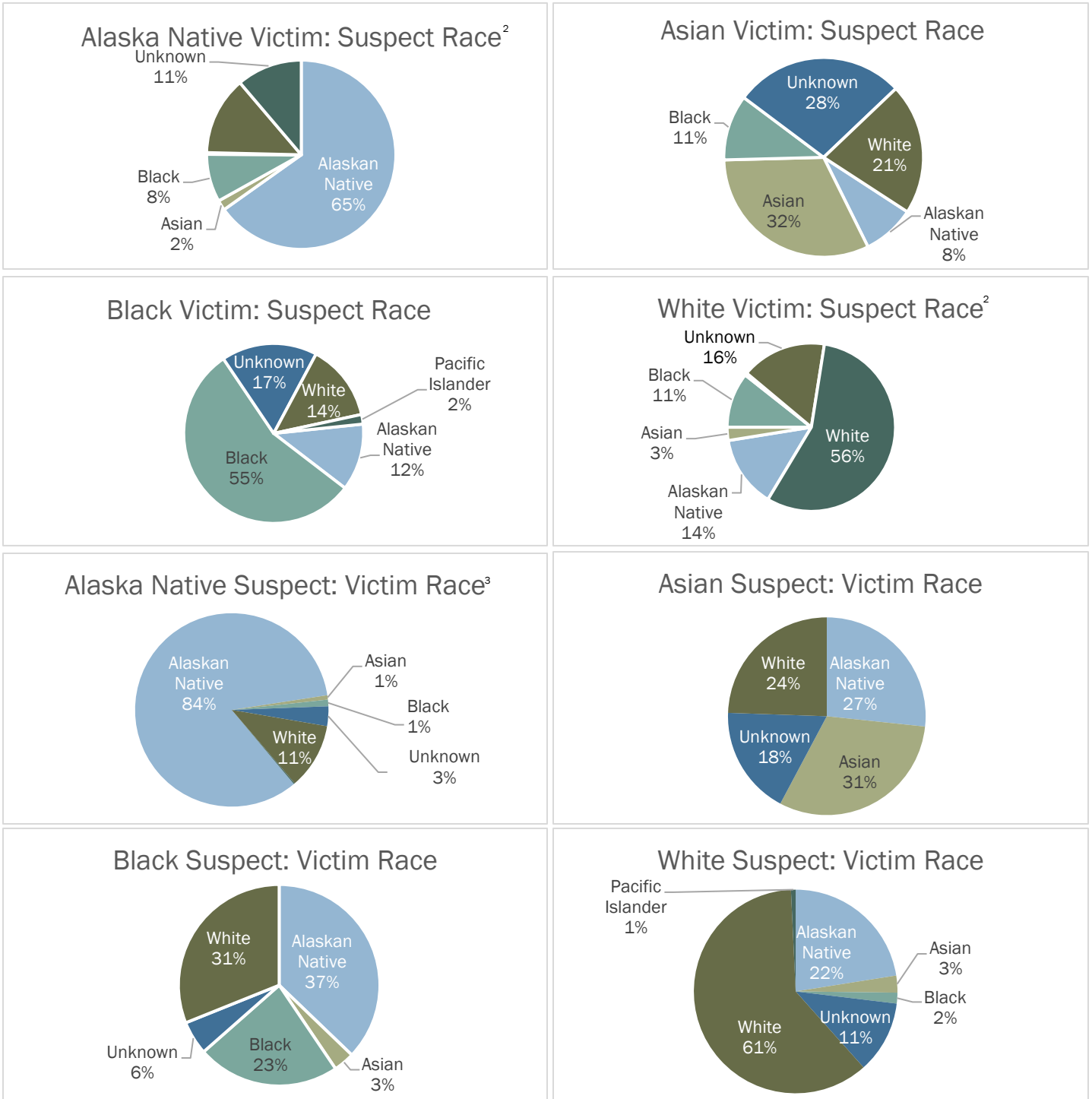
Population Comparison



¹ Population demographics from U.S. Census Bureau, [2020 American Community Survey 5-Year Estimates](#). Percentages of race for population does not equal 100.0% to account for multi-race individuals. The Felony Sex Offense (FSO) guidelines advises reporting agencies to report a single race code per individual.

2021 VICTIM/SUSPECT RACIAL RELATIONSHIPS¹

Reported Victim Suspect Racial Comparison



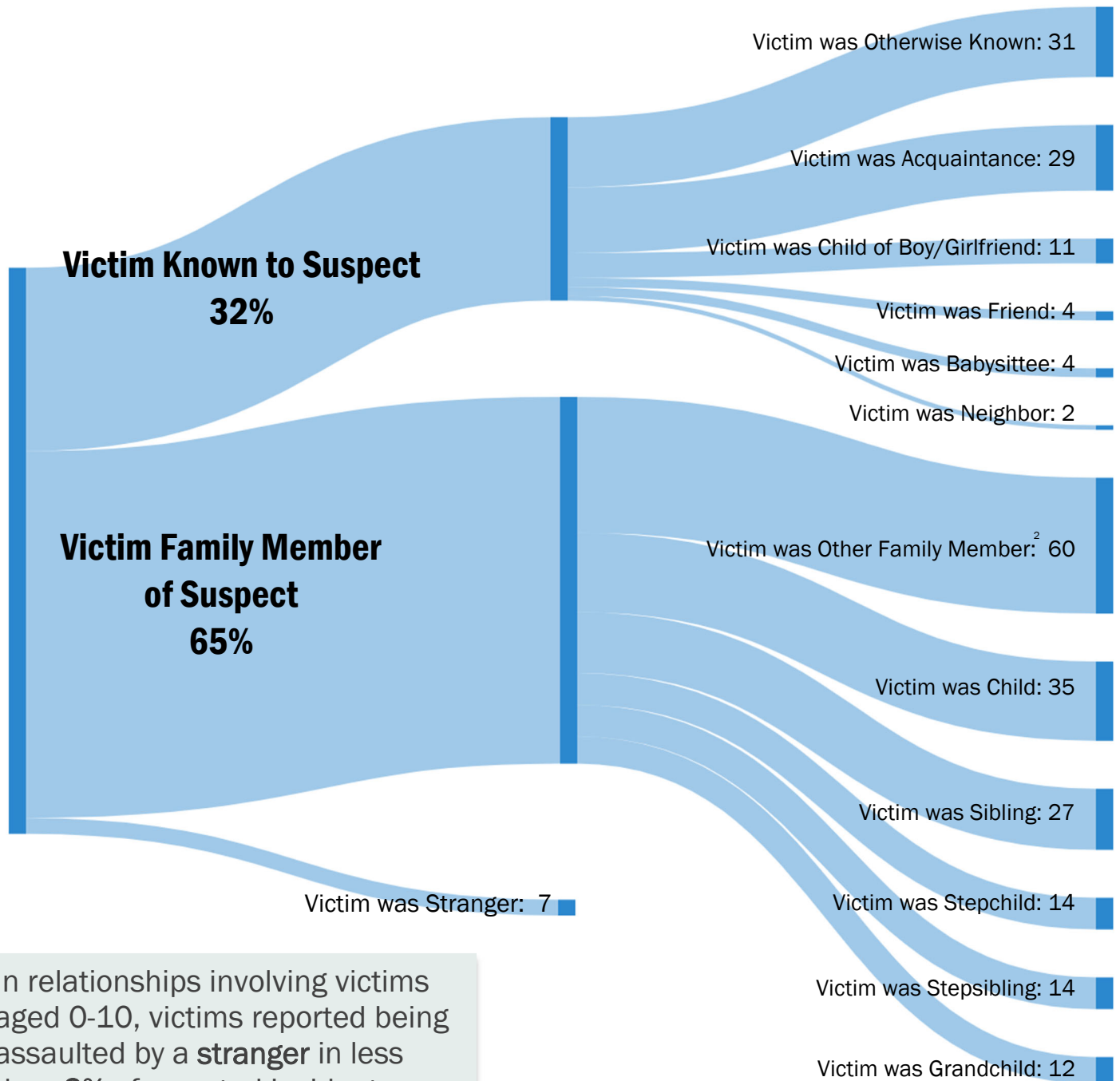
¹ Not all reported incidents included suspect or victim demographics, and some incidents included multiple suspects or victims. Race of suspect for victims with unknown race not included, and race of victims for suspect with unknown race not included.

² Graphs do not depict Pacific Islander suspects as the percentages were statistically negligible.

³ Graph does not depict Pacific Islander victims as the percentage was statistically negligible.

2021 RELATIONSHIP OF VICTIM TO SUSPECT¹

Victims 0-10 Years Old



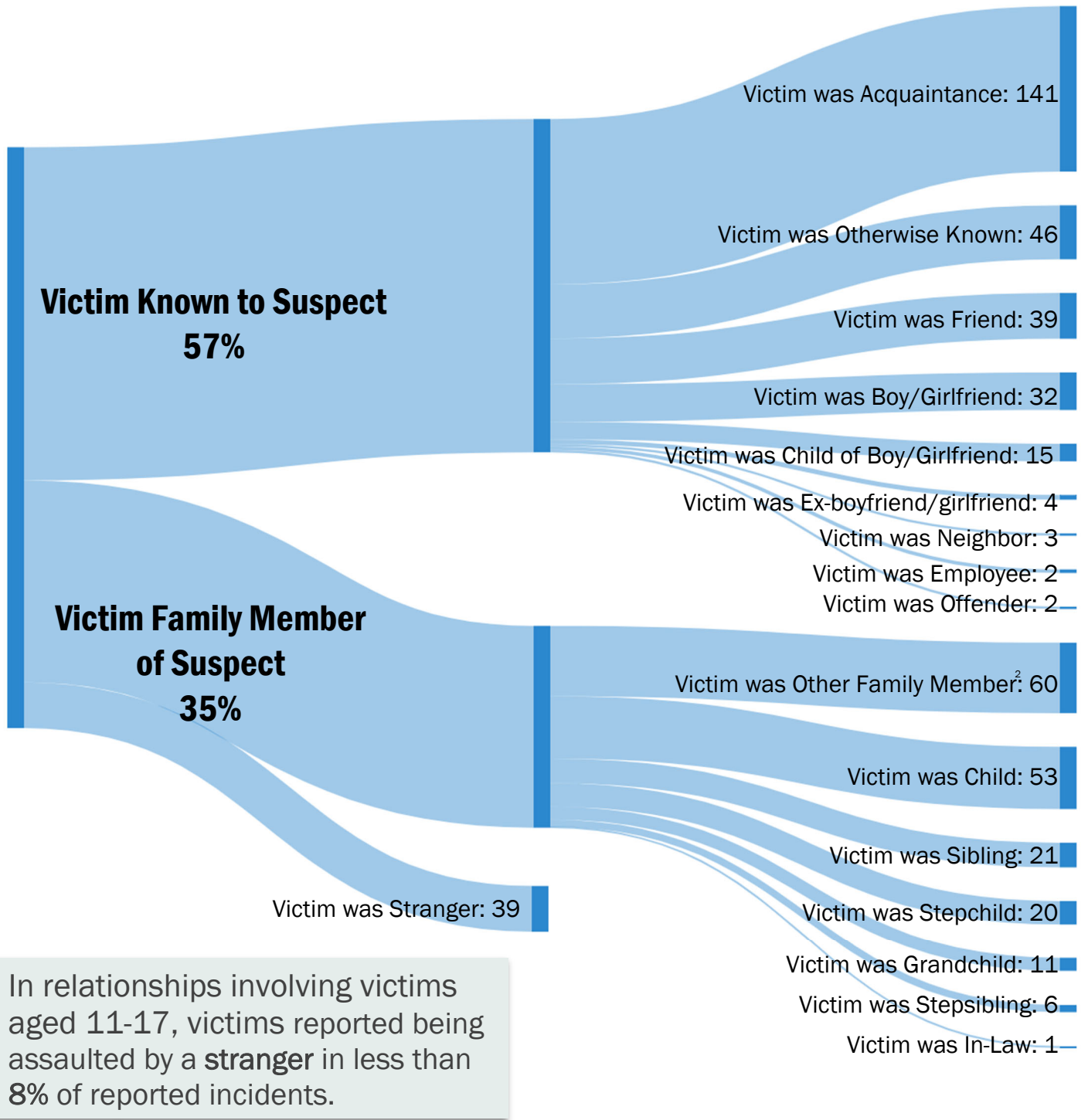
In relationships involving victims aged 0-10, victims reported being assaulted by a **stranger** in less than **3%** of reported incidents.

¹ Not all reported incidents included relationship data. The number of relationships will not equal the number of victims or incidents; with incidents in which multiple victims or suspects are involved, each victim-suspect pair is counted, resulting in more relationships than victims or suspects.

² For purposes of this publication, "other family member" is defined as any familial relationship excluding a child/parent, grandchild/grandparent, stepchild/stepparent, sibling/stepsibling, spouse, or in-law.

2021 RELATIONSHIP OF VICTIM TO SUSPECT¹

Victims 11-17 Years Old

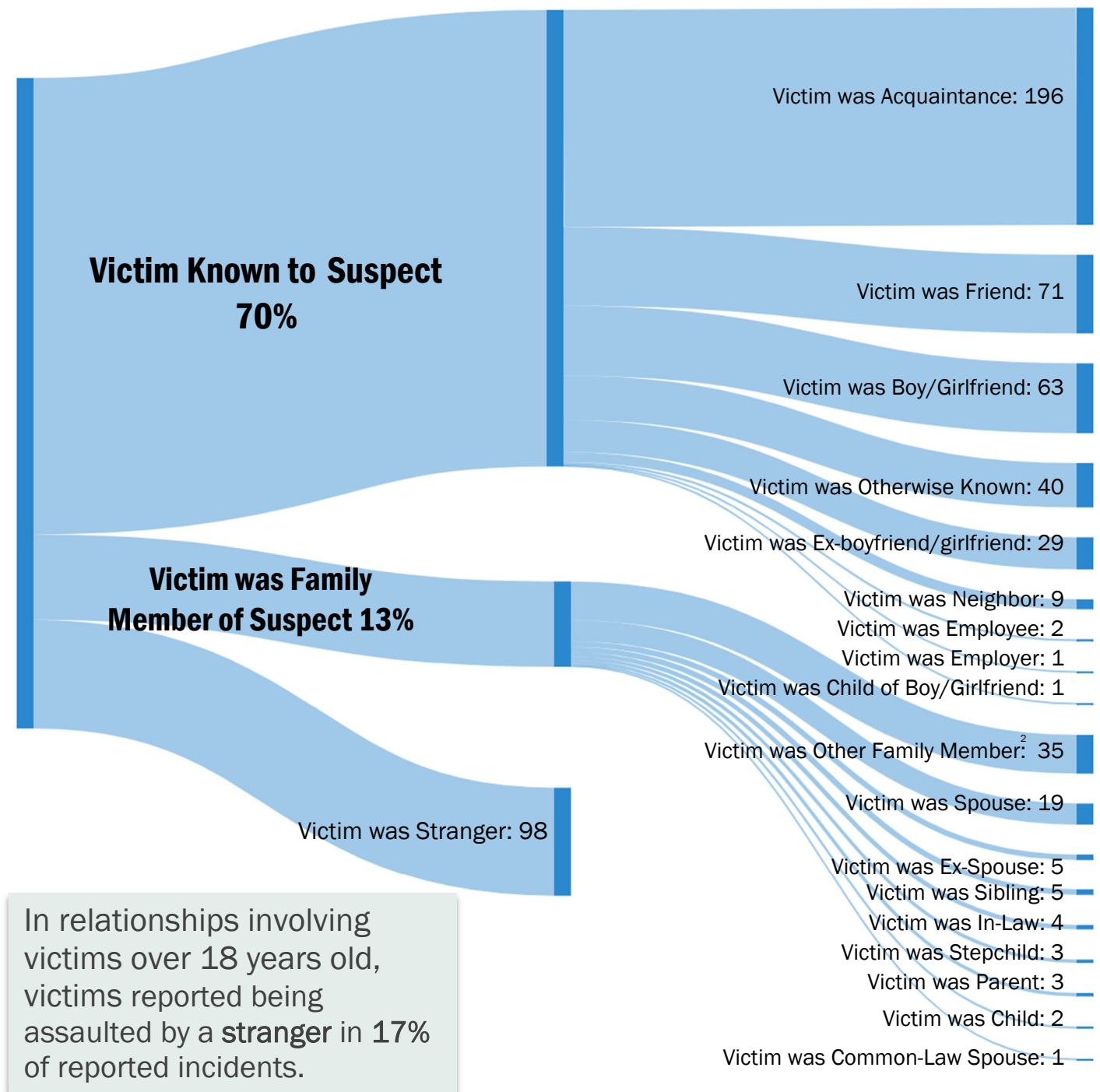


¹ Not all reported incidents included relationship data. The number of relationships will not equal the number of victims or incidents; with incidents in which multiple victims or suspects are involved, each victim-suspect pair is counted, resulting in more relationships than victims or suspects.

² For purposes of this publication, "other family member" is defined as any familial relationship excluding a child/parent, grandchild/grandparent, stepchild/stepparent, sibling/stepsibling, spouse, or in-law.

2021 RELATIONSHIP OF VICTIM TO SUSPECT¹

Victims 18+ Years Old



¹ Not all reported incidents included relationship data. The number of relationships will not equal the number of victims or incidents; with incidents in which multiple victims or suspects are involved, each victim-suspect pair is counted, resulting in more relationships than victims or suspects.

² For purposes of this publication, "other family member" is defined as any familial relationship excluding a child/parent, grandchild/grandparent, stepchild/stepparent, sibling/stepsibling, spouse, or in-law.

2021 LOCATIONS AND WEAPONS¹

Reported Supplemental Data



76% of incident locations were reported as a residence/home

Locations	
Residence/Home	967
Hotel/Motel/Etc.	71
Highway/Road/Alley/Street/Sidewalk	39
Parking/Drop Lot/Garage	23
Park/Playground	22
Field/Woods	20
School-Elementary/Secondary	20
Camp/Campground	16
Lake/Waterway/Beach	13
Jail/Prison/Corrections Facility	13
Drug Store/Doctor's Office/Hospital	11
Air/Bus/Train Terminal	6
School-College/University	6
Shelter-Mission/Homeless	6
Rental Storage Facility	5
Bar/Nightclub	4
Commercial/Office Building	4
Government/Public Building	3
Church/Synagogue/Temple/Mosque	3
Abandoned/Condemned Structure	3
Grocery/Supermarket	3
Daycare Facility	2
Industrial Site	2
Specialty Store	2
Arena/Stadium/Fairgrounds/Coliseum	1
Tribal Lands	1
Dock/Wharf/Freight/Modal Terminal	1



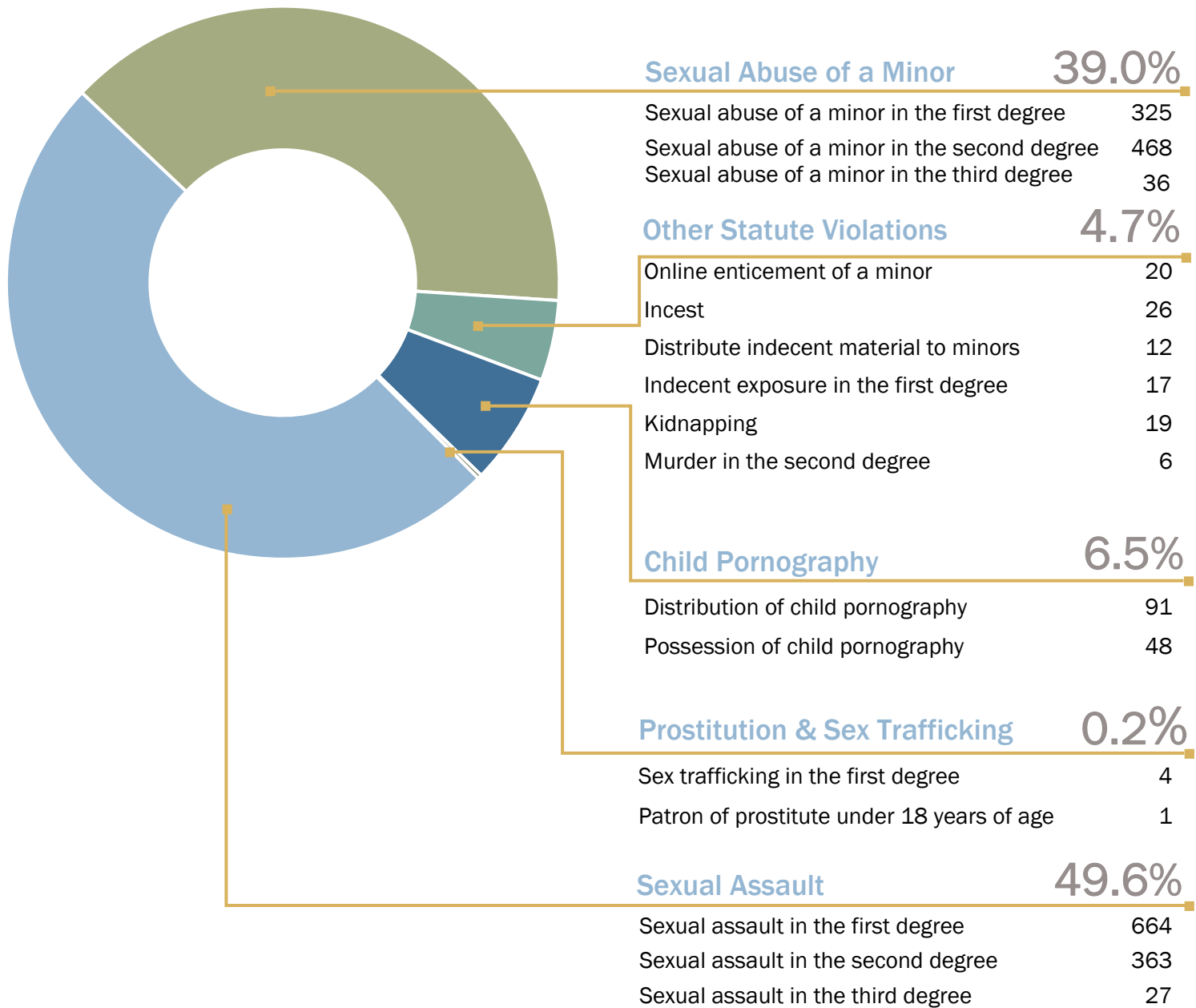
83% of incidents reported did not involve a weapon

Weapons	
None	1051
Personal Weapons	148
Knife/Cutting Instrument	16
Other	13
Asphyxiation	12
Drugs/Narcotics/Sleeping Pills	10
Firearm	9
Handgun	8
Blunt Object	4
Rifle	2

¹ Not all reported incidents included location and/or weapon data. Of all reported incidents, 243 listed the location as "Other/Unknown". Location definitions can be found in the FBI's National Incident Based Reporting System [User Manual](#)

2021 STATE STATUTE VIOLATIONS¹

Reported Statutory Offenses



¹ These are counts of potential statute violations reported; there is no direct relationship to victim counts, number of incidents/cases, or actual charges filed.

References & Further Reading

- Alaska State Legislature, [Statutory Definition of Felony Level Sex Offenses](#)
- Alaska State Legislature, [Statutory Requirement of Reporting Uniform Crime Information](#)
- Bureau of Justice Statistics, [National Crime Victimization Survey \(NCVS\)](#)
- Federal Bureau of Investigation, [Crime in the United States 2020](#)
- Federal Bureau of Investigation, [Crime Data Explorer](#)
- Federal Bureau of Investigation, [National Incident Based Reporting - The Structure of Family Violence: An Analysis of Selected Incidents](#)
- Federal Bureau of Investigation, [Sex Offenses Reported via National Incident Based Reporting System in 2013](#)
- Federal Bureau of Investigation, [Uniform Crime Reporting program's rape definition](#)
- State of Alaska Department of Public Safety, [2021 Crime in Alaska Publication](#)
- Department of Public Safety: [Sex Offender/Child Kidnapper Registry](#)
- U.S. Department of Justice: [The Dru Sjojin National Sex Offender Public Website](#)
- University of Alaska Anchorage Justice Center: [Alaska Victimization Survey \(AVS\)](#)
- Bureau of Justice Statistics: [Sexual Assaults Recorded by Law Enforcement, 2019](#)