



CRIME IN ALASKA

2021

Uniform Crime Reporting Program Annual Report

Prepared By: Julia Cleman
Statewide Services Division
Criminal Records & Identification Bureau
Lisa Purinton, Bureau Chief

Published October 2022

Contents

❖ Uniform Crime Reporting Program.....	1
❖ Contributing & Non-Contributing Agencies.....	2
❖ Law Enforcement Personnel Counts.....	3
❖ Law Enforcement Killed in the Line of Duty.....	5
❖ Alaska Population Figures.....	6
❖ Crime Clock.....	7
❖ Alaska Crime Rate & Index.....	8
❖ Murder 2021.....	13
❖ Rape 2021.....	18
❖ Robbery 2021.....	21
❖ Aggravated Assault 2021.....	24
❖ Burglary 2021.....	27
❖ Larceny/Theft 2021.....	30
❖ Motor Vehicle Theft 2021.....	33
❖ Arson 2021.....	36
❖ Statewide Reports.....	40
Statewide Annual 2021.....	40
Statewide January 2021.....	51
Statewide February 2021.....	62
Statewide March 2021.....	73
Statewide April 2021.....	83
Statewide May 2021.....	93
Statewide June 2021.....	103
Statewide July 2021.....	113
Statewide August 2021.....	123
Statewide September 2021.....	133
Statewide October 2021.....	144
Statewide November 2021.....	154
Statewide December 2021.....	164

Contents

❖ Agency Reports	173
Anchorage Police Department 2021	173
Alaska State Troopers 2021	183
Bethel Police Department 2021	193
Bristol Bay Borough Police Department 2021.....	202
Cordova Police Department 2021	210
Craig Police Department 2021	218
Dillingham Police Department 2021	226
Fairbanks Airport Police Department 2021	234
Fairbanks Police Department 2021	242
Haines Police Department 2021	251
Homer Police Department 2021.....	259
Juneau Police Department 2021.....	267
Kenai Police Department 2021	276
Ketchikan Police Department 2021.....	284
Kodiak Police Department 2021	292
Kotzebue Police Department 2021	300
Nome Police Department 2021.....	308
North Pole Police Department 2021	317
North Slope Borough Police Department 2021.....	325
Palmer Police Department 2021.....	334
Petersburg Police Department 2021.....	343
Seward Police Department 2021	351
Sitka Police Department 2021	359
Skagway Police Department 2021	367
Soldotna Police Department 2021.....	375
Unalaska Police Department 2021	384
University of Alaska Anchorage Police Department 2021	392
University of Alaska Fairbanks Police Department 2021	401
Valdez Police Department 2021.....	409
Wasilla Police Department 2021.....	417
Wrangell Police Department 2021	425
❖ Appendix: Offenses in Uniform Crime Reporting.....	433

Uniform Crime Reporting

Introduction to the Program

The Uniform Crime Reporting (UCR) Program is a nationwide cooperative effort by federal, state, city, county, and tribal law enforcement agencies to report data on crimes reported in their jurisdiction. The International Association of Chiefs of Police (IACP) developed this methodology for crime reporting in response to the need for national crime statistics, and in 1930, the Federal Bureau of Investigation (FBI) assumed administrative responsibility for the UCR Program. The data provides the information necessary to gain a basic understanding of the nature and scope of the nation's crime problem.

The submission of data regarding crimes committed within the agency's jurisdiction is required by Alaska Statute (AS) 12.62.130. Since June of 1982, the Department of Public Safety (DPS) has administered the UCR Program for the State of Alaska. The Criminal Records and Identification Bureau, located within the Division of Statewide Services, is responsible for collecting, tabulating, reporting, and publishing the UCR data provided by state and local law enforcement agencies. The submitting agencies retain responsibility for the accuracy of their data, and DPS conducts biennial audits with each agency to ensure data is collected and reported in accordance with the national UCR program guidelines.

Under the Summary Reporting System (SRS), the FBI identified ten offense categories, selected because of their seriousness and frequency, as crime index offenses. These ten offenses are referred to as Part I offenses by the FBI. The UCR Program collects and reports all Part I offenses that become known to law enforcement, whether or not they involve arrests. Offenses which do not fit into the Part I offense classification are considered Part II offenses. The UCR Program only collects arrest data for Part II offenses in addition to the Part I offense and arrest data.

Effective January 1, 2021, the FBI sunset the SRS data collection program and required agencies to report crime data using the National Incident Reporting System (NIBRS) format. Because all law enforcement agencies in Alaska have not transitioned to the NIBRS format, the statewide UCR data for 2021 will continue to be reported in the SRS format using the established FBI calculations to convert NIBRS data back to the SRS format. A separate NIBRS publication with partial statewide crime data will be released at a later date.

Monthly crime statistics are forwarded to the FBI for inclusion in its annual Crime in the United States publication and are used to compile the annual Crime in Alaska publication. For 2021, the Crime in the United States publication will only contain partial crime data for the State of Alaska due to the NIBRS format requirement.

UCR PART I CRIMES

VIOLENT CRIMES

- Murder
- Rape
- Robbery
- Aggravated Assault
- Human Trafficking: Commercial Sex Acts
- Human Trafficking: Involuntary Servitude

PROPERTY CRIMES

- Burglary
- Larceny
- Motor Vehicle Theft
- Arson

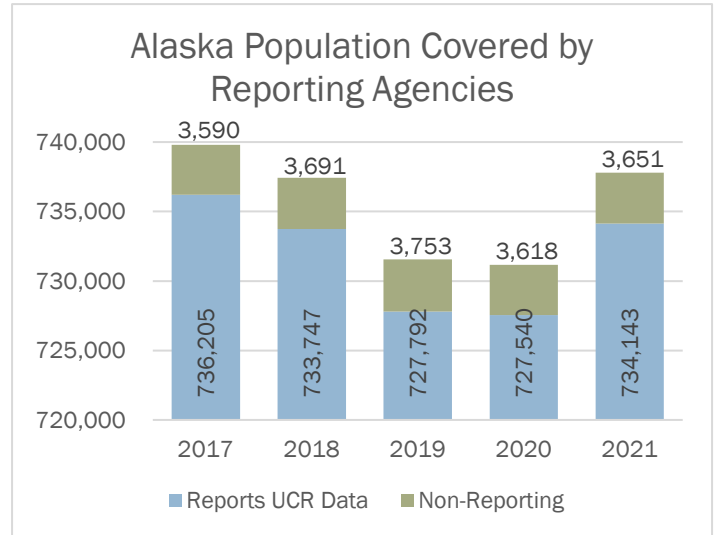
Contributing Agencies

Contributing Agencies 2021

Alaska Department of Public Safety
Anchorage Police Department
Bethel Police Department
Bristol Bay Borough Police Department
Cordova Police Department
Craig Police Department
Dillingham Police Department
Fairbanks Airport Police and Fire Department
Fairbanks Police Department
Haines Police Department
Homer Police Department
Juneau Police Department
Kenai Police Department
Ketchikan Police Department
Kodiak Police Department
Kotzebue Police Department
Nome Police Department
North Pole Police Department
North Slope Borough Department
Palmer Police Department
Petersburg Police Department
Seward Police Department
Sitka Police Department
Skagway Police Department
Soldotna Police Department
Unalaska Police Department
University of Alaska Anchorage Police Department
University of Alaska Fairbanks Police Department
Valdez Police Department
Wasilla Police Department
Wrangell Police Department

In 2021, thirty-one agencies were considered contributing agencies by reporting twelve months of crime data to DPS using either SRS or NIBRS formats. These agencies represent 99.5% of the state's population.

Non-contributing agencies are defined as those law enforcement agencies listed as active by the [State of Alaska Police Standards Council](#) in 2021 but did not submit twelve months of SRS or NIBRS data to DPS.



Non-Contributing Agencies 2021

Anchorage Airport Police and Fire Department
Fort Yukon Police Department
Hoonah Police Department
Ketchikan Airport Safety
King Cove Police Department
Klawock Department of Public Safety
Metlakatla Police Department
Saint Paul Police Department
Sand Point Police Department
Seldovia Police Department
Unalakleet Department of Public Safety
Whittier Police Department
Yakutat Police Department

2021 Law Enforcement Personnel

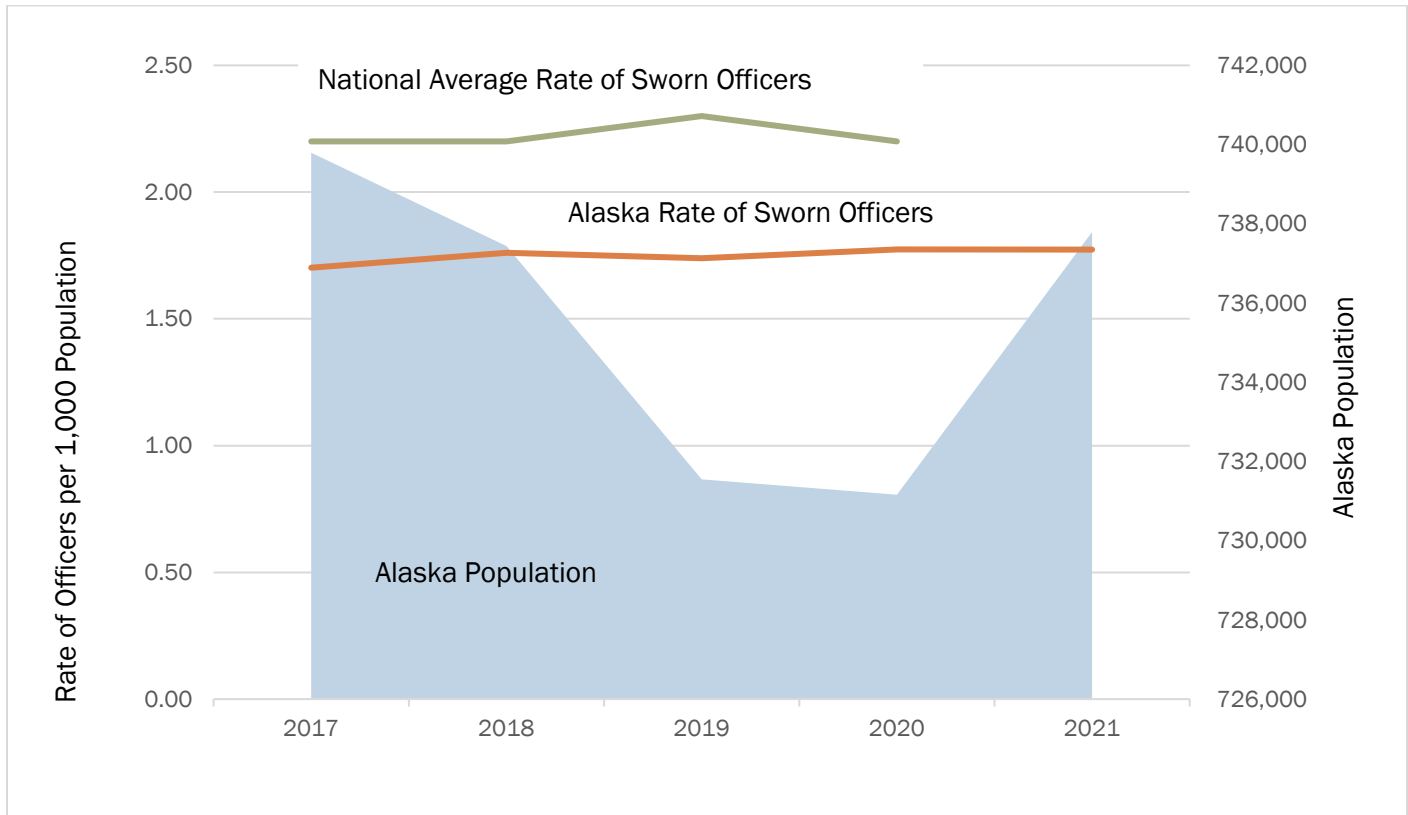
Agency ¹	Full-Time Law Enforcement Officers ²			Full-Time Civilian Employees			Total Count
	Male	Female	Total	Male	Female	Total	
	Alaska State Troopers	344	23	367	80	119	
Anchorage Airport Police and Fire Department	54	6	60	2	8	10	70
Anchorage Police Department	361	52	413	38	123	161	574
Bethel Police Department	17	2	19	7	5	12	31
Bristol Bay Borough Police Department	4	0	4	1	5	6	10
Cordova Police Department	4	0	4	2	2	4	8
Craig Police Department	5	0	5	1	4	5	10
Dillingham Police Department	6	1	7	6	4	10	17
Fairbanks Airport Police and Fire Department	20	2	22	0	7	7	29
Fairbanks Police Department	34	2	36	0	5	5	41
Fort Yukon Police Department	3	0	3	0	0	0	3
Haines Police Department	4	0	4	0	4	4	8
Homer Police Department	10	1	11	4	6	10	21
Hoonah Police Department	4	0	4	1	2	3	7
Juneau Police Department	45	3	48	12	26	38	86
Kenai Police Department	15	1	16	1	8	9	25
Ketchikan Police Department	22	1	23	0	12	12	35
King Cove Police Department	4	0	4	1	0	1	5
Klawock Police Department	2	0	2	0	0	0	2
Kodiak Police Department	12	4	16	13	10	23	39
Kotzebue Police Department	15	0	15	0	2	2	17
Nome Police Department	10	1	11	3	8	11	22
North Pole Police Department	12	1	13	0	2	2	15
North Slope Borough Police Department	39	4	43	13	19	32	75
Palmer Police Department	13	1	14	1	8	9	23
Petersburg Police Department	9	0	9	1	3	4	13
Saint Paul Police Department	2	0	2	1	3	4	6
Sand Point Police Department	4	0	4	0	1	1	5
Seldovia Police Department	1	0	1	0	0	0	1
Seward Police Department	10	0	10	6	3	9	19
Sitka Police Department	13	1	14	9	6	15	29
Skagway Police Department	4	0	4	2	4	6	10
Soldotna Police Department	14	0	14	0	3	3	17
Unalaska Police Department	9	3	12	5	7	12	24
University of Alaska Anchorage Police Department	10	2	12	5	3	8	20
University of Alaska Fairbanks Police Department	5	3	8	3	3	6	14
Valdez Police Department	11	1	12	0	0	0	12
Wasilla Police Department	24	1	25	0	3	3	28
Whittier Police Department	7	0	7	0	0	0	7
Wrangell Police Department	6	0	6	2	4	6	12
Yakutat Police Department	4	0	4	0	1	1	5
Totals	1,192	116	1,308	220	433	653	1,961

¹ Active law enforcement agencies with zero reported personnel for 2021 are not included in this list

² The FBI defines law enforcement officers as full-time, sworn personnel that possess full arrest powers, and carry a weapon; these employees' salaries are paid from law enforcement funds. Village Public Safety Officers (VPSOs), Village Police Officers (VPOs), and Tribal Police Officers (TPOs) are not included in these counts.

Law Enforcement Officer Rates

State and National Rates of Sworn Officers per 1,000 Population



Year	Alaska Population ¹	Number of Sworn Officers ²	Alaska Rate per 1,000 persons	National Average Rate per 1,000 persons ³
2017	739,795	1,259	1.70	2.2
2018	737,438	1,291	1.76	2.2
2019	731,545	1,272	1.74	2.3
2020	731,158	1,297	1.77	2.2
2021	737,794	1,308	1.77	n/a

¹ This is the total Alaska population; it includes those populations served by law enforcement agencies that do not contribute to UCR data collection and is not the same population figure used to derive Alaska crime rates.

² This is the total number of sworn law enforcement personnel; it includes personnel figures from law enforcement agencies that do not contribute to UCR data collection. It does not include unfilled vacant positions. The FBI defines law enforcement officers as full-time, sworn personnel that possess full arrest powers, and carry a weapon; these employees' salaries are paid from law enforcement funds. Village Public Safety Officers (VPSOs), Village Police Officers (VPOs), and Tribal Police Officers (TPOs) are not included in these counts.

³ National rates from the FBI's [Crime Data Explorer](#). 2021 National data not available at the time of this publication.

Law Enforcement Officers Killed in the Line of Duty

Honoring Alaska's fallen law enforcement heroes; these brave officers made the ultimate sacrifice in the line of duty.

Fallen Officer

Doris W. Barber
Gary G. Wohfeil
Leroy G. Bohuslov
Donald T. Dull
Kenneth G. Nauska
Benjamin F. Strong
William G. Pfalmer, Jr
Thomas C. Dillon
Dennis F. Cronin
Earl R. Hoggard
Larry R. Carr
Frank S. Rodman
Jonathon P. Flora
Richard J. Adair
Jimmy E. Kennedy
Harry E. Kier
Roland E. Chevalier, Jr.
John D. Stimson
Gordon B. Bartel
Troy L. Duncan
David C. Harris
Ignatius J. Charlie
Harry B. Hanson, Jr.
Ronald E. Zimin
Louie G. Mizelle
Anthony C. Jones
Karl W. Reishus
C. E. Swackhammer
Robert L. Bittick
Dan R. Seely
Bruce A. Heck
John K. Lamm
David C. Churchill
James A. Rowland, Jr.
James A. Moen
Justin T. Wollam
Hans-Peter L. Roelle
James C. Hesterberg
Thomas P. O'Hara
John P. Watson
Anthony M. Wallace
Matthew D. Tokuoka
Thomas O. Madole
Tage B. Toll
P. Scott Johnson
Gabriel L. Rich
Allen Brandt

Agency

Sitka Police Department
Alaska Department of Fish and Game
Alaska Department of Fish and Game
Juneau Police Department
Craig Police Department
Anchorage Police Department
Anchorage Police Department
Bethel Police Department
Alaska State Troopers
Ketchikan Police Department
Alaska State Troopers
Alaska State Troopers
Anchorage Police Department
Juneau Police Department
Juneau Police Department
Anchorage Police Department
Alaska State Troopers
AST – Fish and Wildlife Protection
Kodiak Police Department
Alaska State Troopers
Fort Richardson Military Police
Alakanuk Police Department
Anchorage Police Department
Village Public Safety Officers
Anchorage Police Department
Dillingham Police Department
Juneau Police Department
Alaska Department of Public Safety
Alaska State Troopers
Anchorage Police Department
Alaska State Troopers
Fairbanks Police Department
AST – Fish and Wildlife Protection
Palmer Police Department
AST – Fish and Wildlife Protection
Anchorage Police Department
Alaska State Troopers
Alaska Department of Corrections
National Park Service
Kenai Police Department
Hoonah Police Department
Hoonah Police Department
Village Public Safety Officers
Alaska State Troopers
Alaska State Troopers
Alaska State Troopers
Fairbanks Police Department

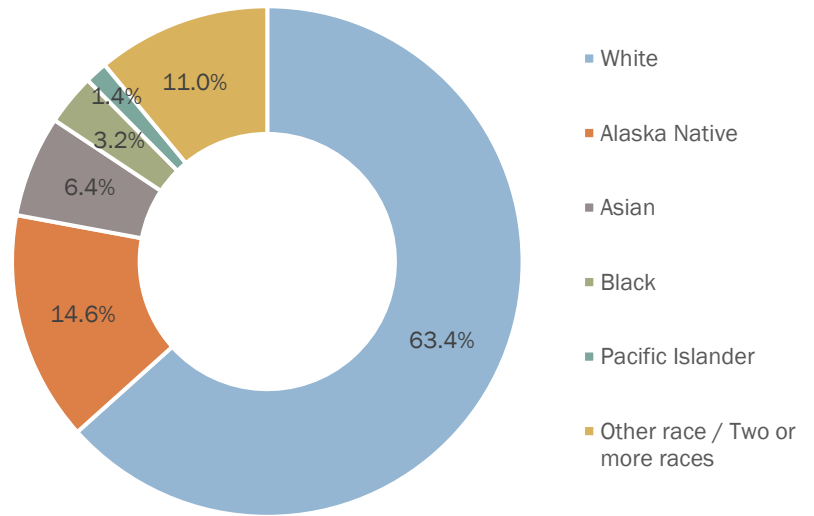
End of Watch

July 28, 1960
March 5, 1964
March 5, 1964
October 19, 1964
January 30, 1966
January 4, 1968
December 26, 1970
November 19, 1972
February 18, 1974
March 30, 1974
December 11, 1974
December 11, 1974
September 8, 1975
April 17, 1979
April 17, 1979
October 28, 1980
April 4, 1982
January 14, 1983
January 15, 1983
May 19, 1984
July 23, 1984
May 10, 1985
July 17, 1986
October 22, 1986
June 5, 1989
February 12, 1992
May 4, 1992
October 11, 1994
October 11, 1994
October 26, 1996
January 10, 1997
January 1, 1998
September 16, 1998
May 15, 1999
June 25, 2001
July 9, 2001
November 24, 2001
November 19, 2002
December 19, 2002
December 25, 2003
August 28, 2010
August 28, 2010
March 19, 2013
March 30, 2013
May 1, 2014
May 1, 2014
October 28, 2016

Alaska Population Demographics¹

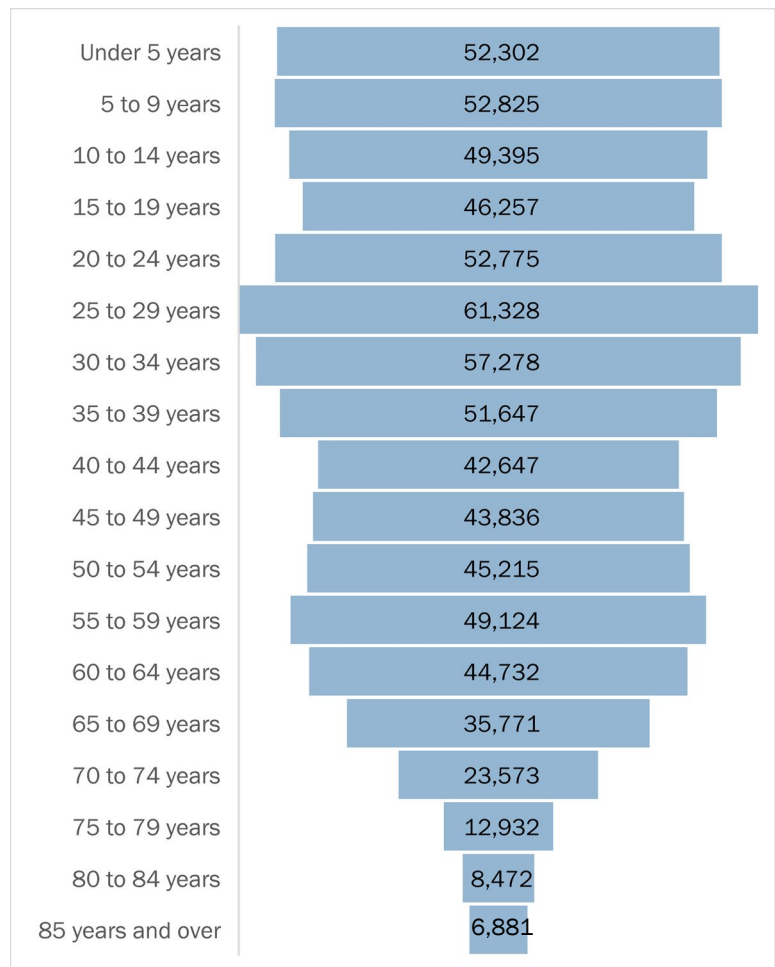
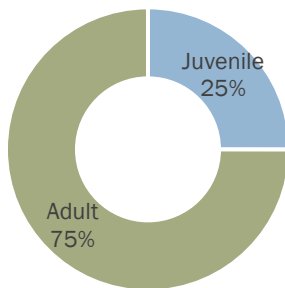
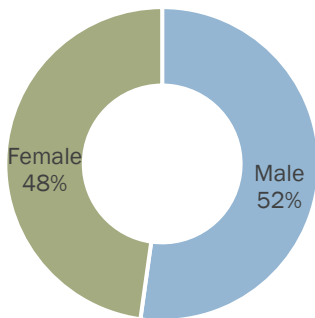
These demographic figures are from 2020 U.S. Census Bureau data and are the most current population estimates that include age, sex, and race breakdowns.

Preliminary U.S. Census Bureau population estimates for 2021 provided by the FBI (which do not include age, sex, and race breakdowns) are used to derive crime rates for 2021.



Sex	
Total population 2020	736,990
Male	384,653
Female	352,337

Race ²	
White	466,961
American Indian/Alaska Native	107,298
Asian	47,289
Black or African American	23,894
Pacific Islander	10,485
Other Race / Two or More Races	81,063



¹ Source: U.S. Census Bureau, [S0101: AGE AND SEX - Census Bureau Table](#) 2021 data not available at the time of this publication.

² The race designations "two or more races" and "other race", while included in US Census data, are not collected in the state or federal UCR program.

Alaska's Crime Clock in 2021¹



¹ The Crime Clock should be viewed with care. Being the most aggregate representation of UCR data, it is designed to convey the annual reported crime experience by showing the relative frequency of occurrence of the Index Offenses. This mode of display should not be taken to imply regularity in the commission of the Crime Index Offenses; rather, it represents the annual ratio of crime to fixed time intervals.

Alaska Crime Rate & Index

Definition

The crime index is composed of selected offenses used to gauge fluctuations in the overall volume and rate of crime reported to law enforcement. The offenses included are violent crimes of murder and non-negligent manslaughter, rape, robbery, aggravated assault, and property crimes of burglary, larceny/theft, motor vehicle theft, and arson.

Crime in Alaska defines all violent crime as involving force or threat of force, whereas the objective of property crime is the taking of money or property without force or threat of force against the victim.

Summary

The calculations represented in Crime in Alaska are made utilizing the index offense totals for the current and previous year as well as population estimates provided by the FBI. The overall violent and property crime indices decreased in 2021. The crime rate, which relates the incidence of crime to population, experienced similar decreases. Except for Arson¹, the crime index and rate for each of the Part I offenses decreased in 2021. All facts are important to consider when reviewing the fluctuations in the crime index and rate variances between 2020 and 2021. Caution should be exercised when comparing data from year to year and making conclusions.

Crime Index Summary 2017-2021

Offense	2017	2018	2019	2020	2021
Murder	62	47	70	48	42
Rape	1,073	1,188	1,101	1,135	1,115
Robbery	949	896	827	705	578
Aggravated Assault	4,236	4,377	4,344	4,215	3,825
Burglary	4,153	3,975	3,557	2,743	2,370
Larceny/Theft	17,683	16,327	15,095	11,719	9,520
Motor Vehicle Theft	4,250	3,992	2,609	1,946	1,780
Arson ¹	139	127	208	142	147

Crime Index

Is used to gauge change in the aggregate number of offenses reported to law enforcement year over year. It does not account for population fluctuation.

Crime Rates 2017-2021

Offense	2017	2018	2019	2020	2021
Murder	8.4	6.4	9.6	6.6	5.7
Rape	145.7	161.9	151.3	156.0	151.9
Robbery	128.9	122.1	113.6	96.9	78.7
Aggravated Assault	575.4	596.5	596.9	579.3	521.0
Burglary	564.1	541.7	488.7	377.0	322.8
Larceny/Theft	2,401.9	2,225.2	2,074.1	1,610.8	1,296.8
Motor Vehicle Theft	577.3	544.1	358.5	267.5	242.5
Arson	18.9	17.3	28.6	19.5	20.0

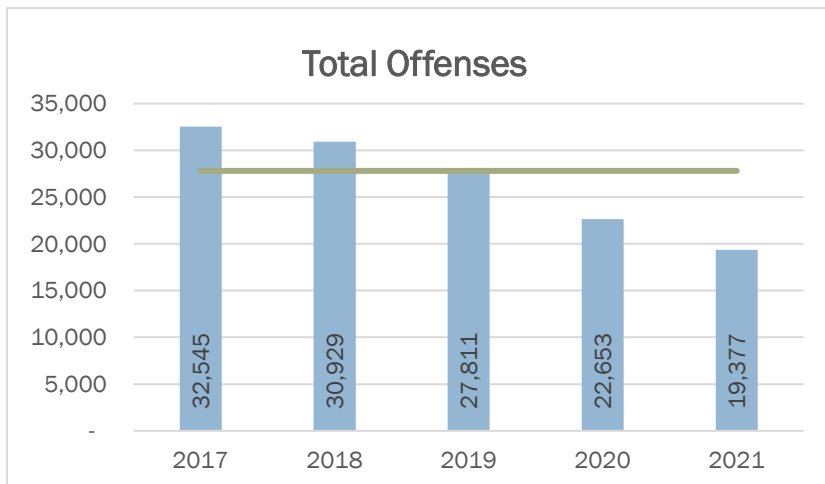
Crime Rate

Compares the incidence of offenses in relation to the total reporting agency population. It is defined as the number of offenses per 100,000 population.

¹In 2021, a single offender was linked with seven different arson offenses. Had the series of offenses not occurred, both the crime rate and index for arson offenses would have decreased.

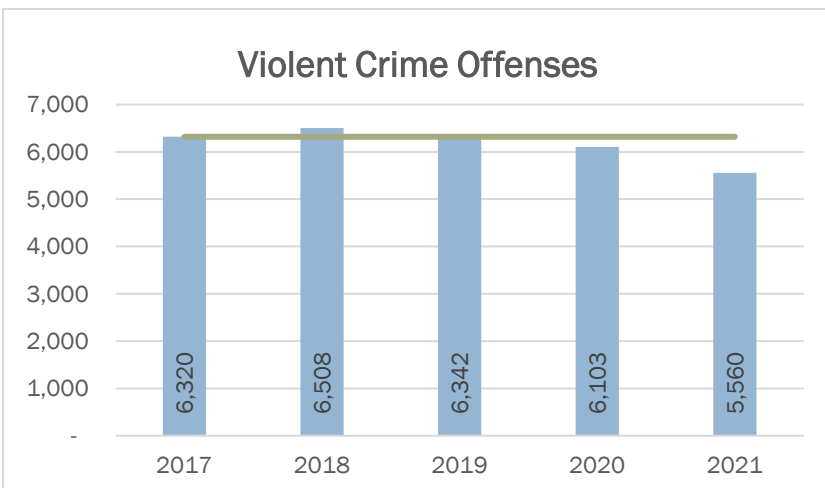
Crime Index 2017 - 2021

■ Number of Offenses Reported
— Five-year median¹



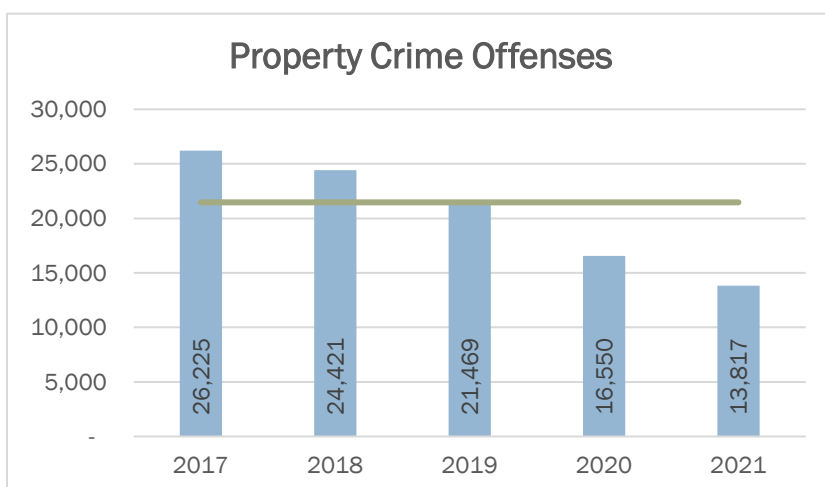
Total Offenses Reported

In 2021, the total number of offenses reported decreased 14.5% from 2020. This reflects the lowest total number of reported offenses since 1975. With the exception of Arson² offenses, all Part I crime categories had fewer offenses reported in 2021.



Violent Crime Reported

In 2021, the total number of violent crimes reported decreased 8.9% from 2020. This reflects the lowest total number reported offenses since 2015. The most common violent crime offense reported in Alaska is Aggravated Assault followed by Rape.



Property Crime Reported

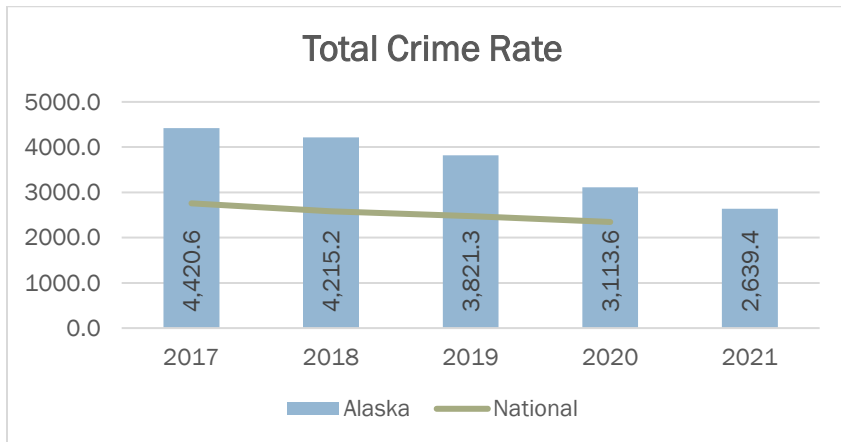
In 2021, the total number of property crimes reported decreased 16.5% from 2020. This reflects the lowest total number of reported property offenses since 1974. Reports of burglary and larceny theft decreased by double digits in 2021. Arson² is the only property crime that saw an increase.

¹ Five-year median calculated from [Crime in Alaska Uniform Crime Reports 2017-2021](#)

² In 2021, a single offender was linked with seven different arson offenses. Had the series of offenses not occurred, both the crime rate and index for arson offenses would have decreased.

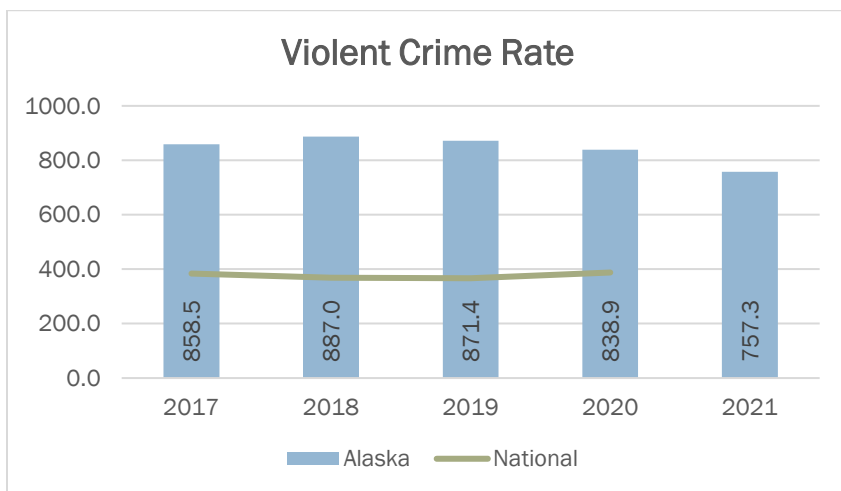
Crime Rate 2017 - 2021

— Rate of Offenses in Alaska per 100,000 population
 — National Rate¹



Total Crime Rate

In 2021, Alaska's overall reported crime rate decreased 15.2%. The total crime rate is at the lowest level in over 41 years and is continuing the downward trend that began in 2018.



Violent Crime Rate

In 2021, Alaska's reported violent crime rate decreased 9.7%. The violent crime rate is at the lowest level in six years and is continuing the downward trend that began in 2019.



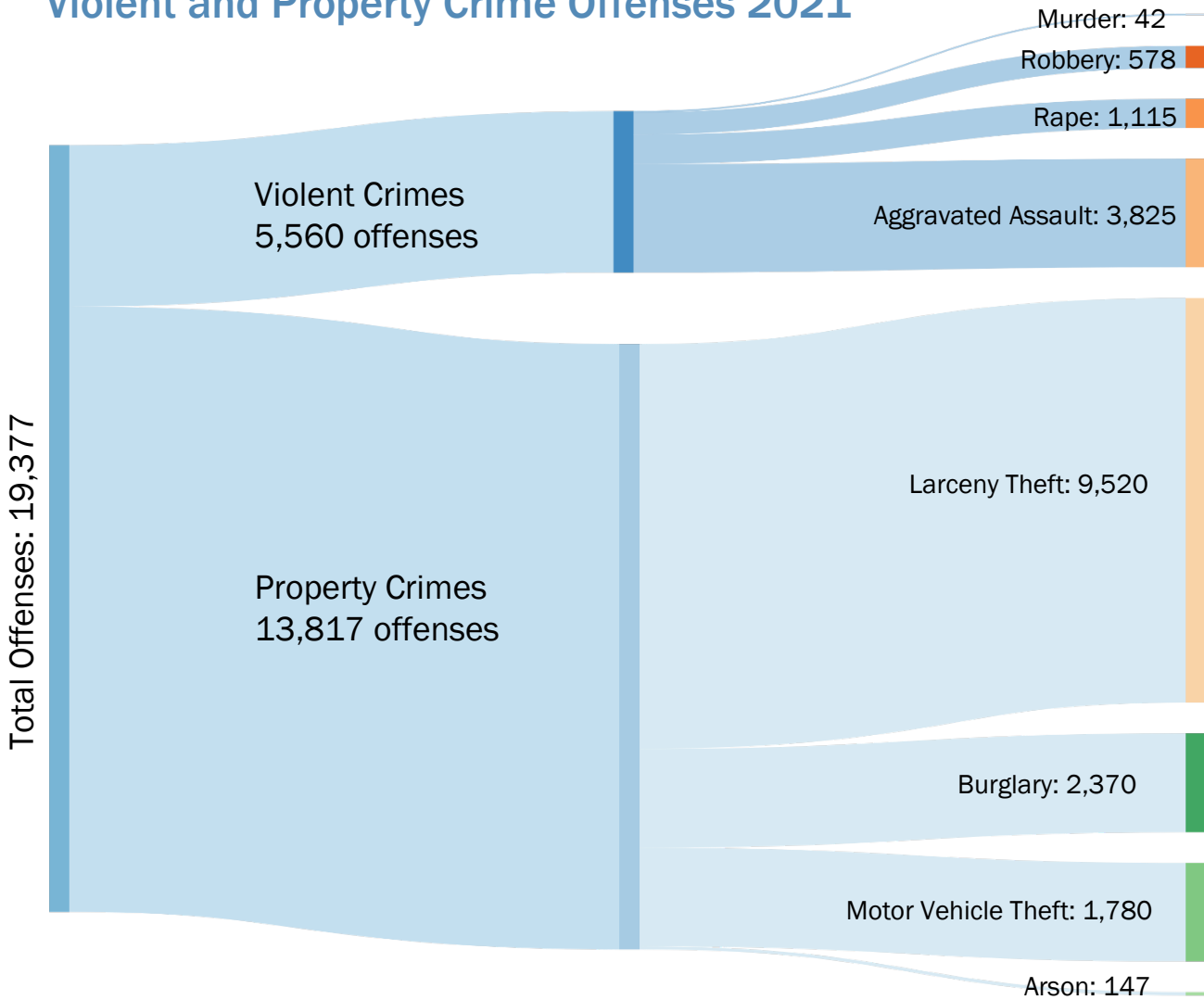
Property Crime Rate

In 2021, Alaska's reported property crime rate decreased 17.3%. The property crime rate is at the lowest level in over 41 years and is continuing the downward trend that began in 2018.

¹ National crime rate from the FBI's [Crime Data Explorer](#). 2021 National data was not available at the time of this publication.

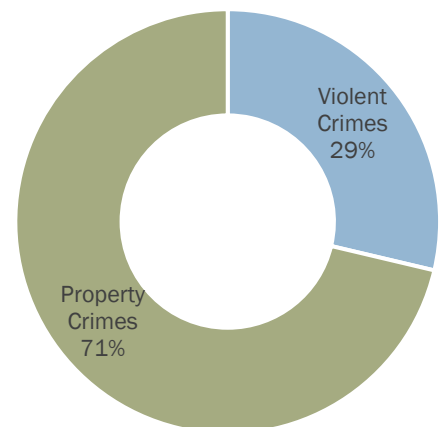
Distribution of Offenses 2021

Violent and Property Crime Offenses 2021



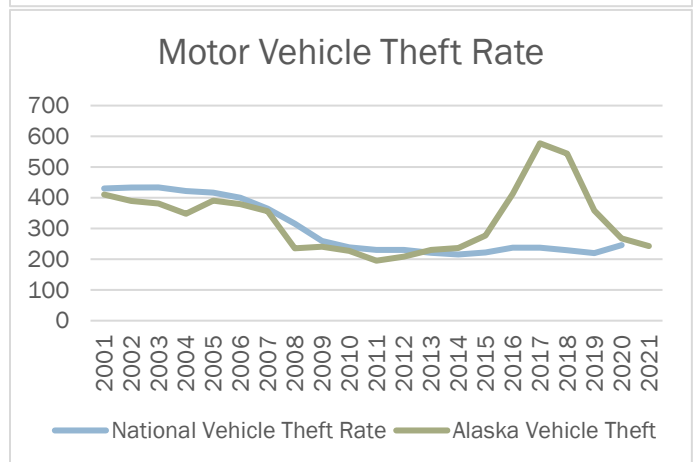
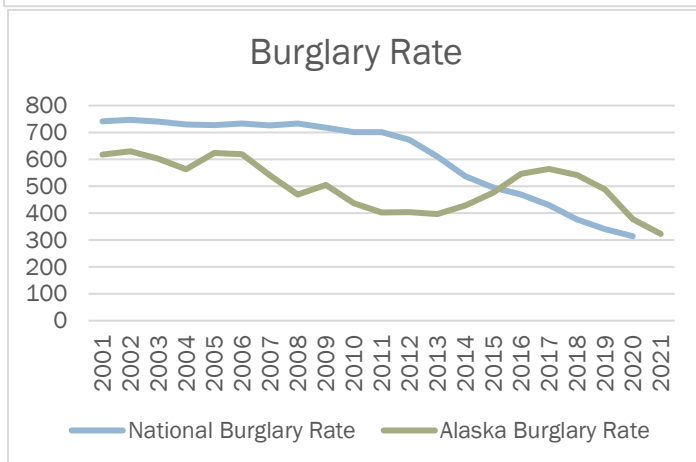
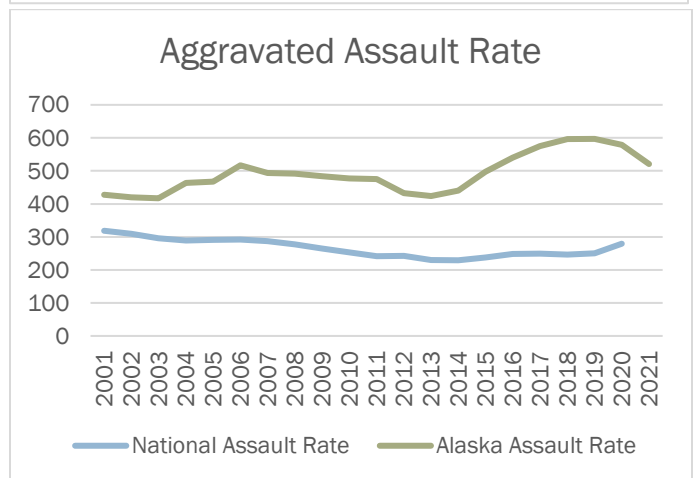
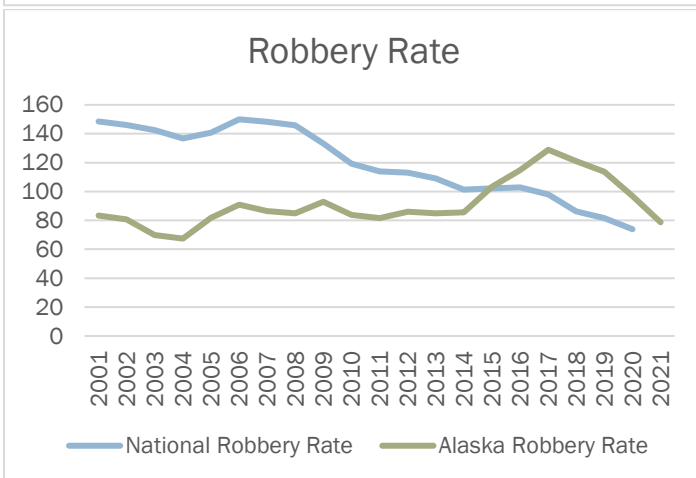
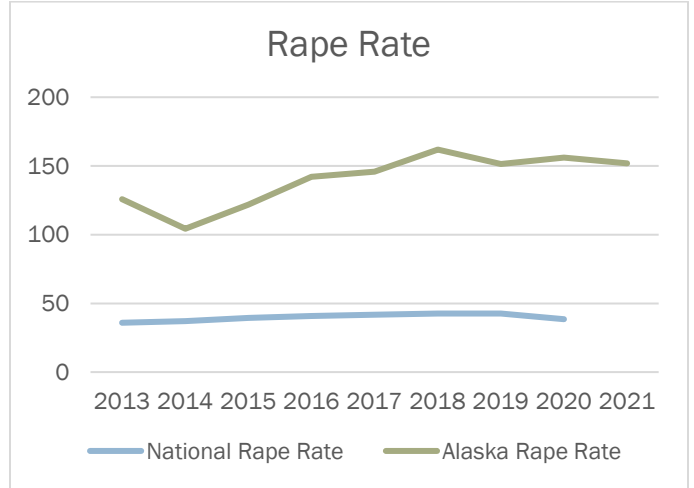
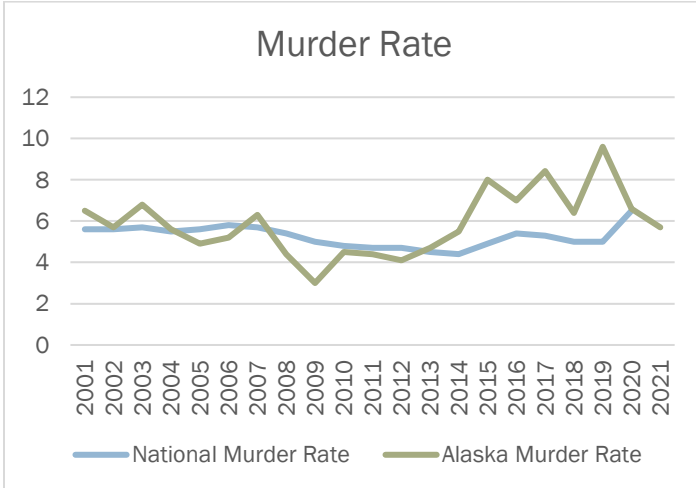
Violent Crime			
Offense	Count	% of Violent	% of All Crime
Murder	42	0.8%	0.2%
Rape	1,115	20.1%	5.8%
Robbery	578	10.4%	3.0%
Aggravated Assault	3,825	68.8%	19.7%

Property Crime			
Offense	Count	% of Property	% of All Crime
Arson	147	1.1%	0.8%
Motor Vehicle Theft	1,780	12.9%	9.2%
Burglary	2,370	17.2%	12.2%
Larceny-Theft	9,520	68.9%	49.1%



State & National Rates 2001-2021

— Alaska Crime Rate per 100,000 Persons¹
 — National Crime Rate²



¹ Crime rate taken from [Crime in Alaska Uniform Crime Reports 2001-2021](#). Rape rates prior to 2013 are not included as the UCR data collection only counted female victims prior to 2013 and an accurate crime rate could not be determined for rape offenses.

² National crime rates from the FBI's [Crime Data Explorer](#). 2021 National data was not available at the time of this publication.

Murder & Non-Negligent Manslaughter

Definition

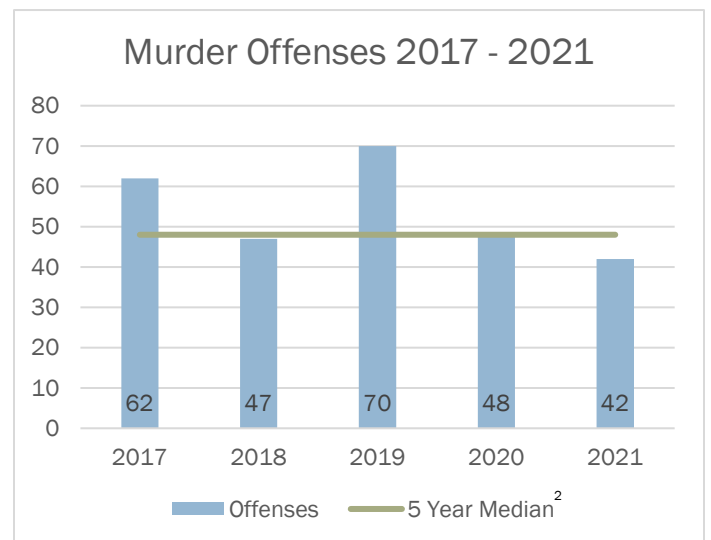
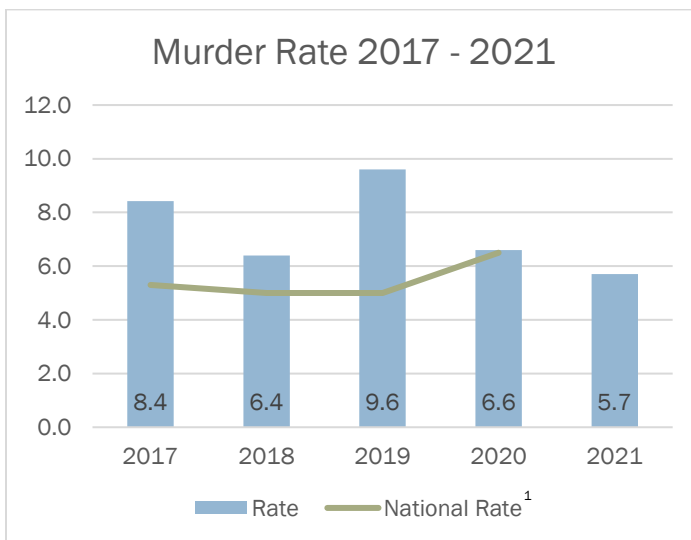
The National Uniform Crime Reporting (UCR) Program defines murder and non-negligent manslaughter as the willful (nonnegligent) killing of one human being by another. The classification of this offense is based solely on police investigation as opposed to the determination of a court, medical examiner, coroner, jury, or other judicial body. The UCR Program does not include the following situations in this offense classification: deaths caused by negligence, suicide, or accident, and justifiable homicides. Attempts to murder or assaults to murder are classified as aggravated assault.

Summary

A total of 42 murders were reported in 2021. This represents 0.8% of the violent crimes and 0.2% of the total crime index offenses. The number of murders decreased 12.5%, and the rate of murders per 100,000 persons decreased 13.3% between 2020 and 2021. Of the identified suspects, 83% were adults and 17% were unknown. Of the victims, 7% were juveniles. While only 10% of the suspects were female, 31% of the victims were female. Acquaintance was the most frequently reported relationship between the victim and the suspect.

Year	Offenses	Alaska Rate	National Rate ¹	Index Change	Rate Change
2017	62	8.4	5.3	19.2%	19.6%
2018	47	6.4	5.0	-24.2%	-23.9%
2019	70	9.6	5.0	48.9%	50.2%
2020	48	6.6	6.5	-31.4%	-31.4%
2021	42	5.7	n/a	-12.5%	-13.3%

The murder rate decreased 13.3% from 2020 to 2021



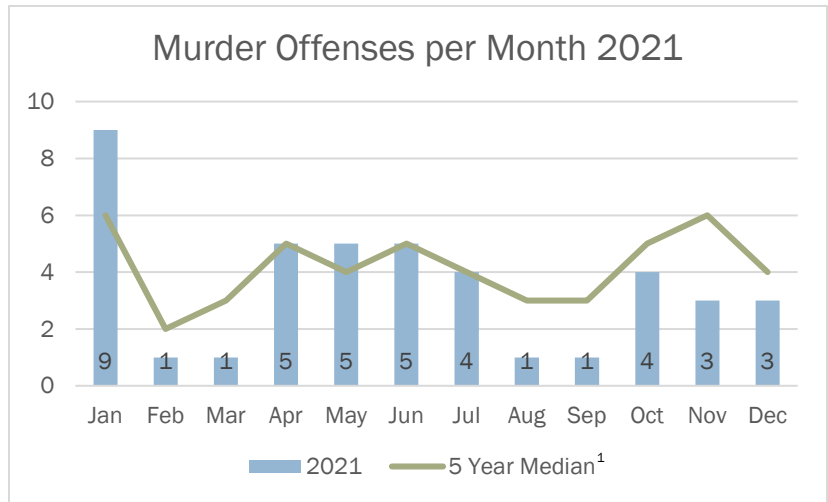
¹ National murder rates are from the FBI's [Crime Data Explorer](#). National rates for 2021 were not available at the time of publication.

² Five-year median calculated from [Crime in Alaska Uniform Crime Reports](#) 2017-2021.

Murder Offenses & Weapons

Offenses by Month

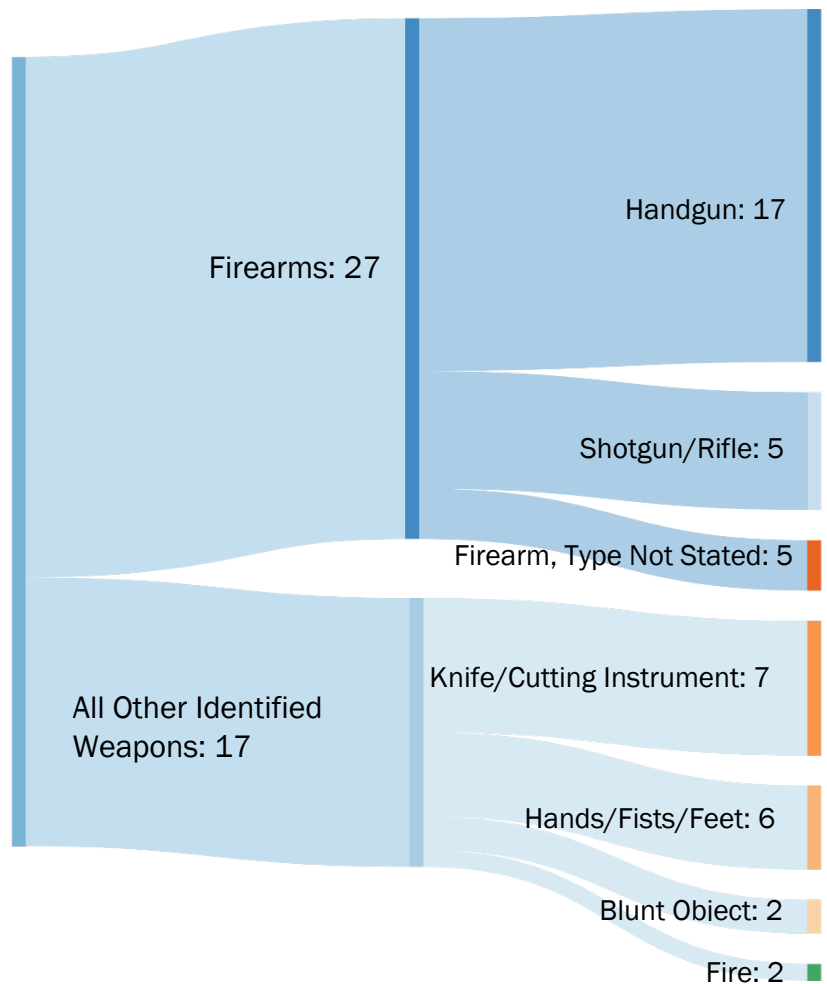
Since 2012, November has averaged the highest number of reported murders at 5.4 per month. In 2021, January had the highest number of reported murders with nine.



Murder Weapons

In 2021, a firearm was reported as the murder weapon in 57% of the incidents. This is an increase from 2020 in which a firearm was reported as the murder weapon in 47% of incidents.

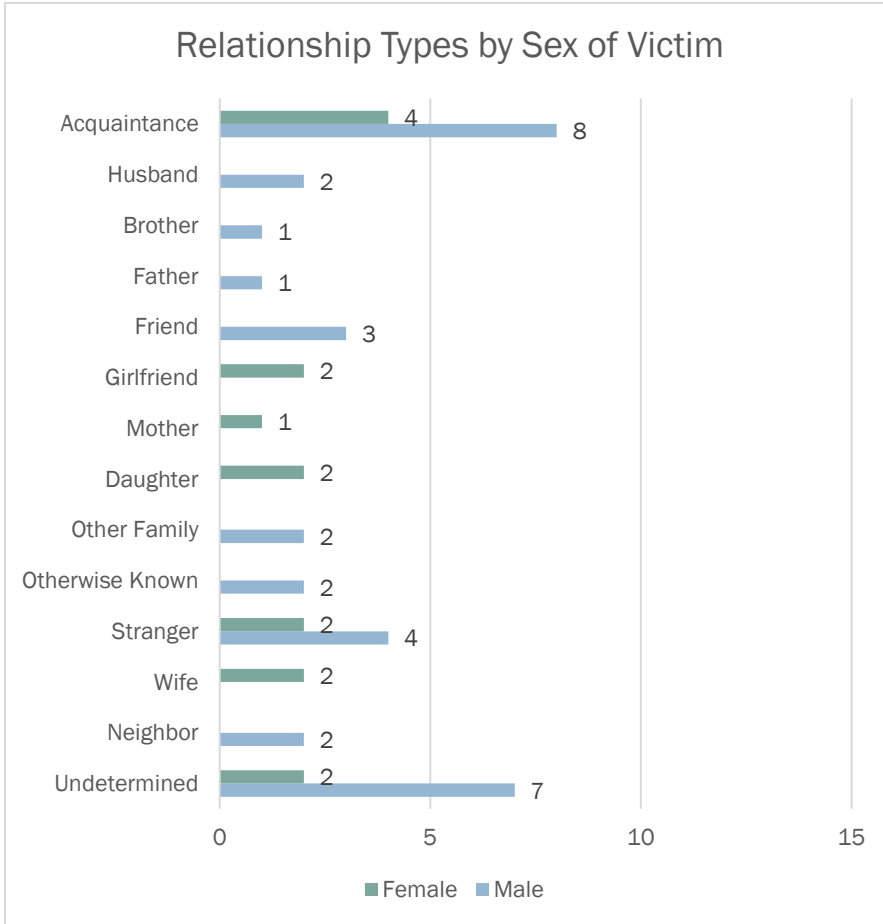
Weapons	
Firearms	27
Knife/Other Cutting Instrument	7
Hands/Fists/Feet	6
Blunt Object	2
Fire	2
Other/Unknown (not listed on graph)	3



¹ Five-year median calculated from [Crime in Alaska Uniform Crime Reports](#) 2017-2021.

Murder Victim/Suspect Relationships

Relationship of Victim to Offender¹



Male Victims - Relationship(s) to Offender(s)	
Acquaintance	8
Husband	2
Brother	1
Father	1
Friend	3
Other Family	2
Otherwise Known	2
Neighbor	2
Stranger	4
Undetermined	7

Female Victims - Relationship(s) to Offender(s)	
Acquaintance	4
Girlfriend	2
Mother	1
Daughter	2
Stranger	2
Wife	2
Undetermined	2

Male murder victims: the most common relationship between victim to offender was “acquaintance”.

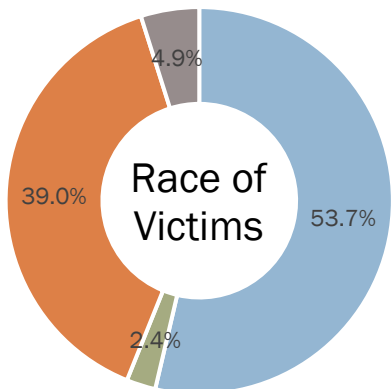
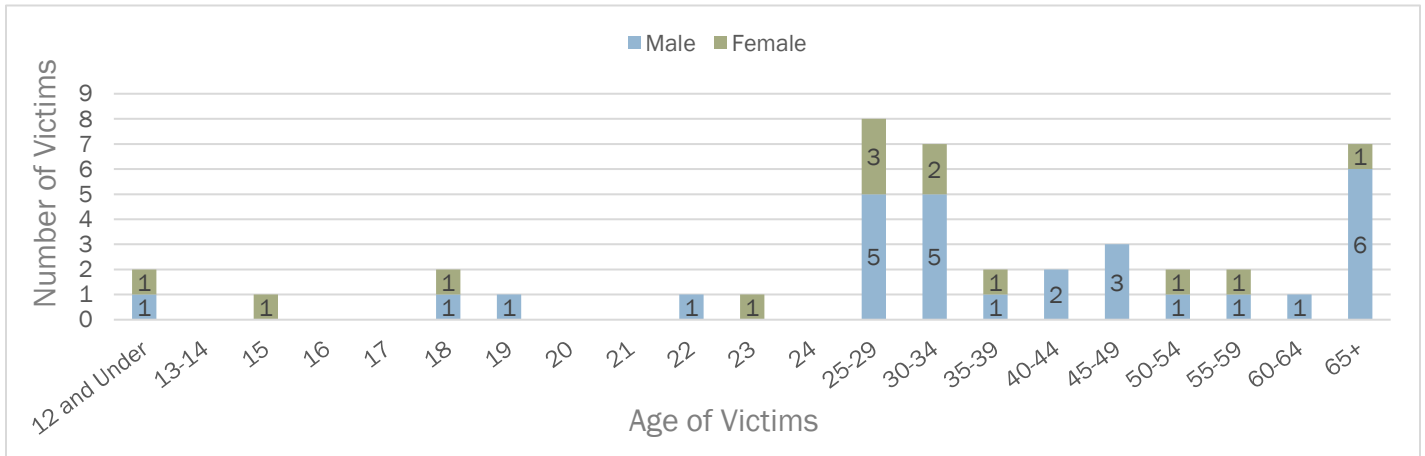
Female murder victims: the most common relationship between victim to offender was “intimate partner”, which includes “wife” and “girlfriend” in the chart above.²

¹ The number of relationships will not always equal the number of offenses or victims; each victim/suspect relationship is considered, so incidents in which there are multiple suspects will result in more relationships than victims.

² For purposes of this publication, an “intimate partner” relationship is defined as either a wife or girlfriend of the suspect.

Murder Victim Demographics

Age, Race, and Sex of Victims



■ White ■ Black ■ Alaska Native ■ Asian

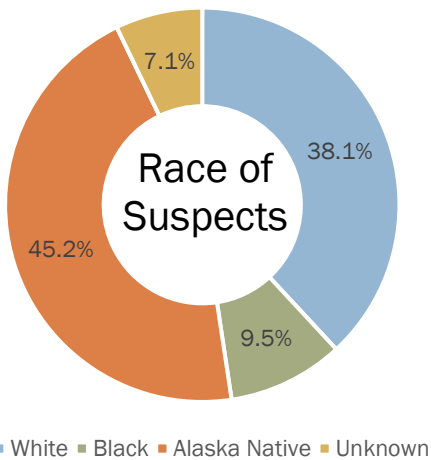
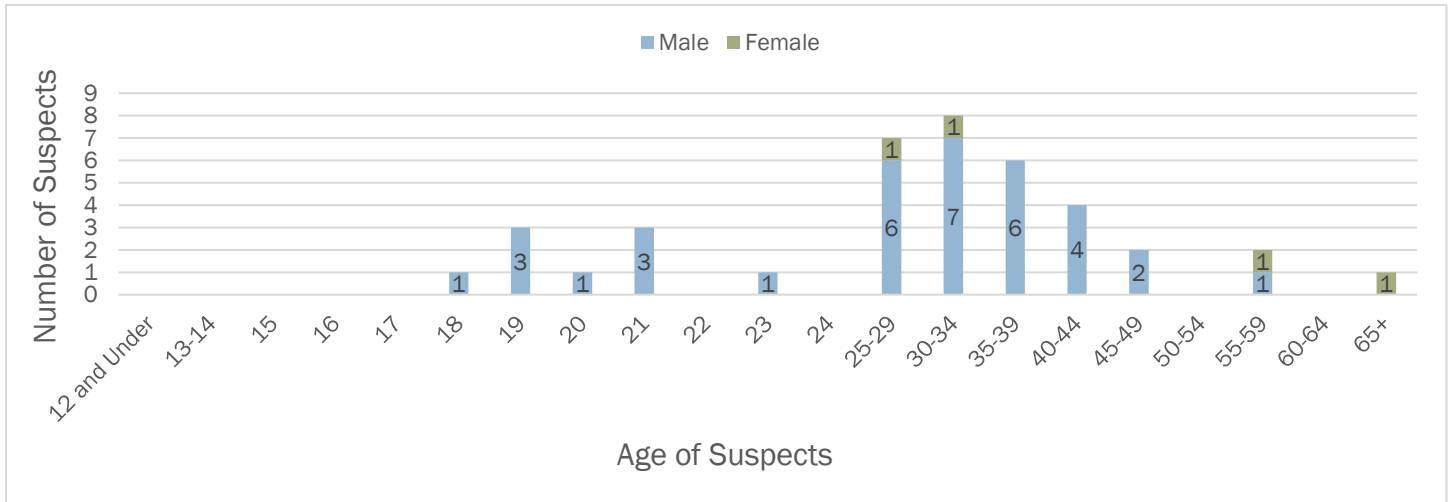
Age	Sex of Victim		Race of Victim ¹					
	Count	Male	Female	White	Black	Alaska Native	Asian	Pacific Islander
<12	2 ¹	1	1			1		
13-14								
15	1		1	1				
16								
17								
18	2	1	1	2				
19	1	1		1				
20								
21								
22	1	1				1		
23	1		1	1				
24								
25-29	8	5	3	3	1	3	1	
30-34	7	5	2	2		4	1	
35-39	2	1	1			2		
40-44	2	2		1		1		
45-49	3	3		2		1		
50-54	2	1	1	2				
55-59	2	1	1	2				
60-64	1	1		1				
>65	7	6	1	4		3		

In 2021, 19% of reported murder victims were under the age of 25.

¹ One reported victim under age 12 was reported as an unknown race and therefore is not reflected in the race section of this table

Murder Suspect Demographics

Age, Race, and Sex of Suspects



Age	Sex of Suspect			Race of Suspect				
	Count	Male	Female	White	Black	Alaska Native	Asian	Pacific Islander
<12								
13-14								
15								
16								
17								
18	1	1				1		
19	3	3		1		2		
20	1	1				1		
21	3	3		1	2			
22								
23	1	1				1		
24								
25-29	7	6	1	4	1	2		
30-34	8	7	1	2		6		
35-39	6	6		4		2		
40-44	4	4		2	1	1		
45-49	2	2		2				
50-54								
55-59	2	1	1			2		
60-64								
>65	1		1			1		
Unknown	3							

In 2021, 23% of the identified murder suspects were under the age of 25.

Rape

Definition

The National Uniform Crime Reporting (UCR) Program defines rape as penetration, no matter how slight, of the vagina or anus with any body part or object, or oral penetration by a sex organ of another person, without the consent of the victim. This definition includes either gender of victim or offender. This definition also includes instances in which the victim is incapable of giving consent because of temporary or permanent mental or physical incapacity (including due to the influence of drugs or alcohol) or because of age. Attempts or assaults to commit rape are also included in the statistics presented here; however, statutory rape and incest are excluded.

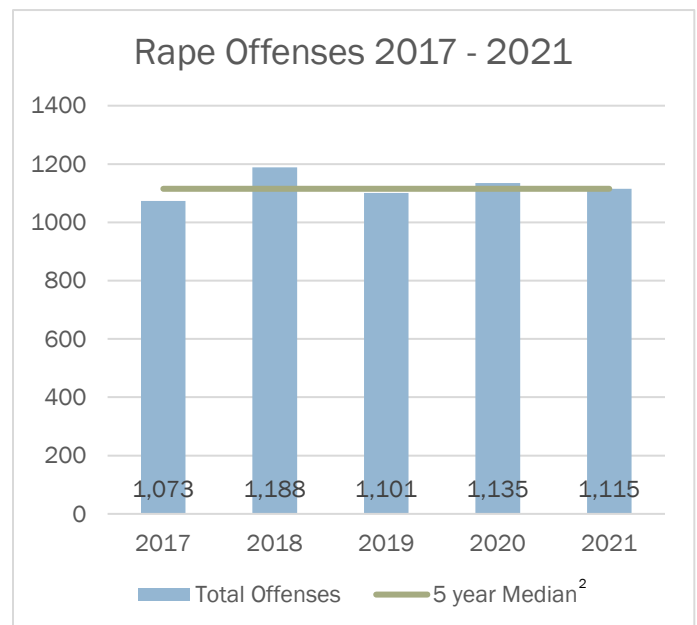
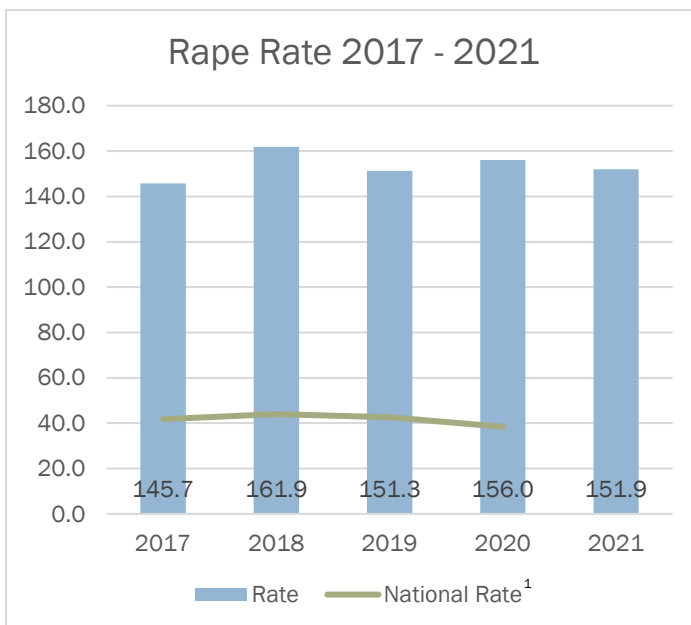
Summary

A total of 1,115 rapes were reported in 2021; 52 attempted rapes were reported and are included in this total. This represents 20.1% of all violent crime, and 5.8% of all crime reported in Alaska.

The number of reported rapes decreased 1.8%, and the rate of rape per 100,000 persons decreased 2.6% from 2020 to 2021. This is the third time the rape rate and index have shown a decrease in the past decade. The other two years this offense showed a decrease were 2014 and 2019.

Year	Offenses	Alaska Rate	National Rate ¹	Index Change	Rate Change
2017	1,073	145.7	41.7	2.3%	2.6%
2018	1,188	161.9	44.0	10.7%	11.1%
2019	1,101	151.3	42.6	-7.3%	-6.6%
2020	1,135	156.0	38.4	3.1%	3.1%
2021	1,115	151.9	n/a	-1.8%	-2.6%

The rape rate decreased 2.6% from 2020 to 2021



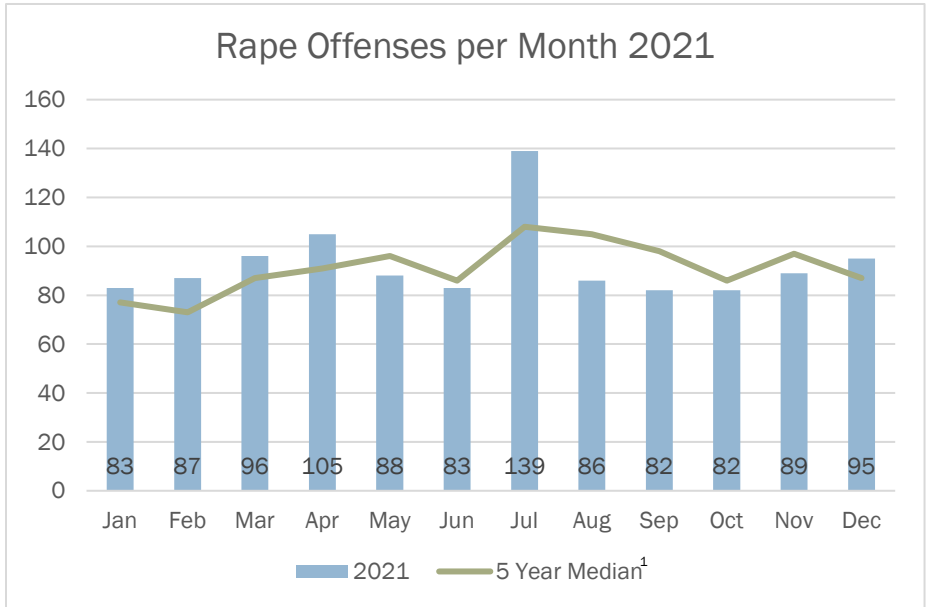
¹ National rape rates from the FBI's [Crime Data Explorer](#). National rates for 2021 were not available at the time of publication.

² Five-year median calculated from [Crime in Alaska Uniform Crime Reports](#) 2017-2021.

Rape Offenses

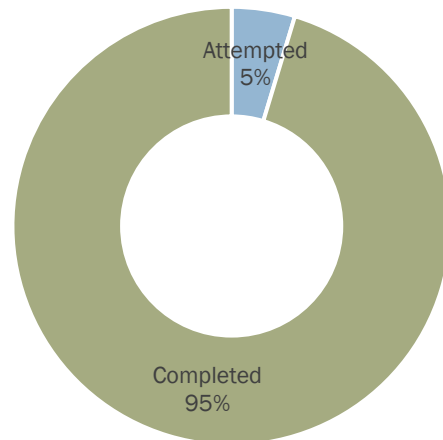
Offenses by Month

Since 2012, July has averaged the highest number of reported rape offenses at 99.1 per month. In 2021, the highest number of reported rapes occurred in July with 139 reported offenses.



Attempted Offenses

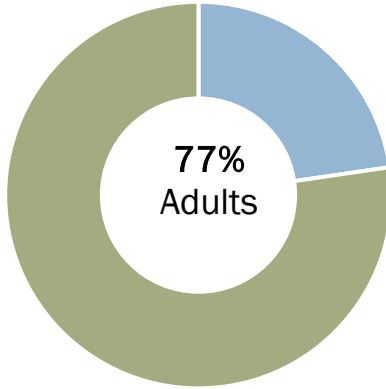
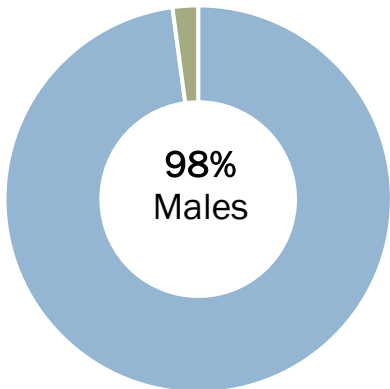
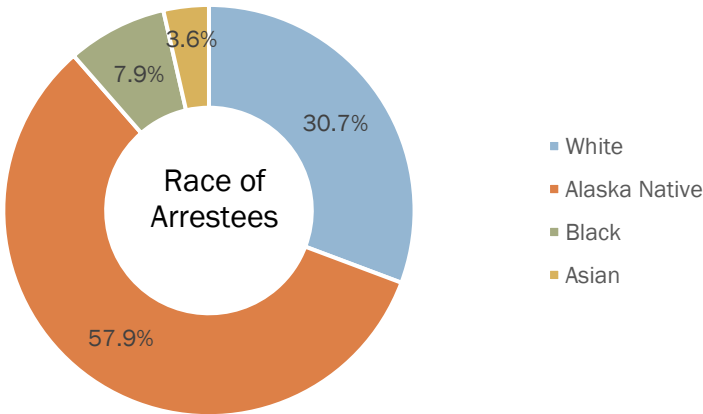
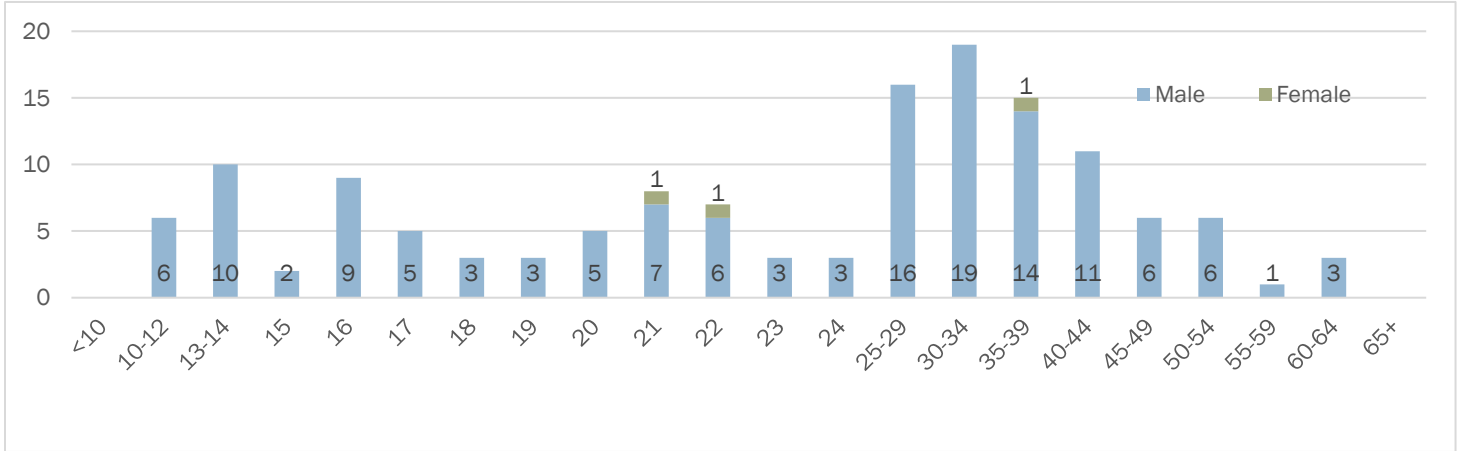
Year	Attempted Offenses	Completed Offenses	Percent Completed
2017	76	997	92.9%
2018	88	1,100	92.6%
2019	72	1,029	93.5%
2020	55	1,080	95.2%
2021	52	1,063	95.3%



¹ Five-year median calculated from [Crime in Alaska Uniform Crime Reports](#) 2017-2021.
Published October 2022

Arrests for Rape

Rape Arrestees by Age, Sex, and Race¹



Age	Male	Female
<10		
10-12	6	
13-14	10	
15	2	
16	9	
17	5	
18	3	
19	3	
20	5	
21	7	1
22	6	1
23	3	
24	3	
25-29	16	
30-34	19	
35-39	14	1
40-44	11	
45-49	6	
50-54	6	
55-59	1	
60-64	3	
65+		

¹ A note on arrests: The reporting agencies provide a record of the total number of persons arrested, cited, or summoned (served) for criminal acts in all Part I and Part II crimes. In addition, the agencies furnish basic data concerning the personal characteristics—age, sex, race, and ethnicity—of persons arrested in a particular month. The UCR program collects data on the number of persons arrested, not the number of charges lodged. For example, a person may be arrested on several charges at one time; in this situation, the agency only scores one arrest under the most severe offense category as determined by the agency.

Robbery

Definition

The National Uniform Crime Reporting (UCR) Program defines robbery as the taking or attempting to take anything of value from the care, custody, or control of a person or persons by force or threat of force or violence and/or by putting the victim in fear. Robbery is a type of theft committed in the presence of the victim. The victim is directly confronted by the offender and is threatened with force or is put in fear that force will be used. Robbery involves a theft or larceny but is aggravated by the element of force or threat of force. While the FBI generally classifies robbery as a property crime, due to the violent nature of this offense it is included in the violent crime calculations.

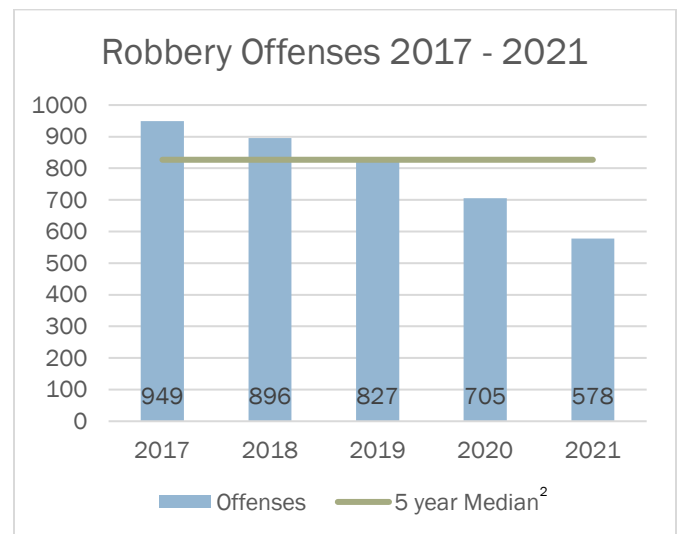
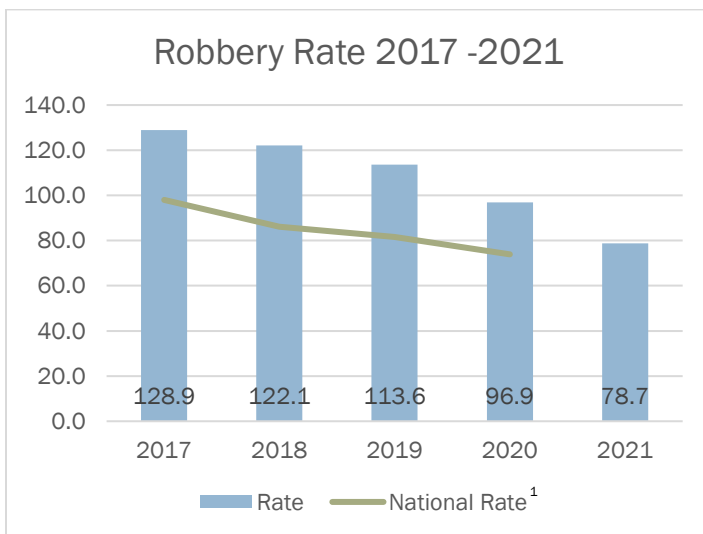
Summary

A total of 578 robberies were reported in 2021. Attempted robberies are included in this total. Robbery represents 10.4% of all violent crime, and 3.0% of all crime reported in Alaska. The number of reported robberies decreased 18.0%, and the rate of robberies per 100,000 persons decreased 18.8% from 2020 to 2021. Of the reported robberies, the majority (54%) involved use of hands, fists, or feet as the weapon, commonly referred to as strong arm robbery.

While the total number of reported robberies in 2021 was down from 2020, the total property loss associated with robbery offenses increased from \$388,365 in 2020, to \$415,285 in 2021.

Year	Offenses	Alaska Rate	National Rate ¹	Index Change	Rate Change
2017	949	128.9	98.0	11.9%	12.3%
2018	896	122.1	86.2	-5.6%	-5.3%
2019	827	113.6	81.6	-7.7%	-6.9%
2020	705	96.9	73.9	-14.8%	-14.7%
2021	578	78.7	n/a	-18.0%	-18.8%

The robbery rate decreased 18.8% from 2020 to 2021



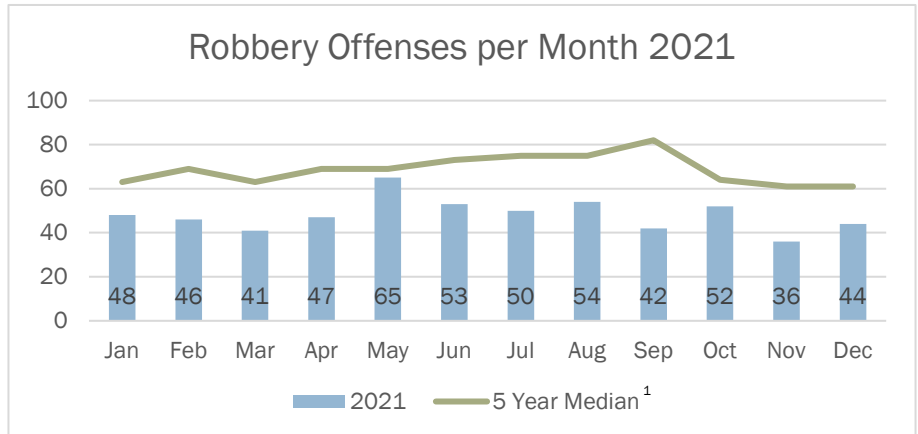
¹ National robbery rates from the FBI's [Crime Data Explorer](#). National rates for 2021 were not available at the time of publication.

² Five-year median calculated from [Crime in Alaska Uniform Crime Reports](#) 2017-2021.

Robbery Offenses

Offenses by Month

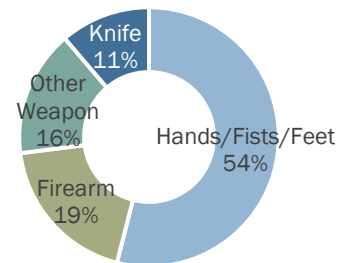
Since 2012, August has averaged the highest number of robbery offenses reported, averaging 72.2 per month. In 2021, May had the highest number of robbery offenses reported with 65 reports.



Robbery Weapon Types

Year	Firearm	Knife	Other Weapon	Hands, Fists, Feet
2017	294	88	134	433
2018	242	99	127	428
2019	167	89	119	452
2020	162	73	98	372
2021	110	65	91	312

Robbery Weapon Types 2021



Robbery Locations & Property Loss

Year	Highway, Street, Misc ²	Commercial Building	Residence	Gas Station/ Convenience Store	Bank
2017	403	167	162	58	6
2018	315	184	177	67	15
2019	298	141	182	63	9
2020	242	128	132	86	2
2021	174	113	121	57	6

Robbery Locations in 2021	Property Loss
Highway, Street, Alley	\$127,548
Residence	\$74,487
Miscellaneous ²	\$38,580
Commercial Building	\$155,092
Gas Station/ Convenience Store	\$18,365
Bank	\$1,213

Total reported robbery property loss in 2021:

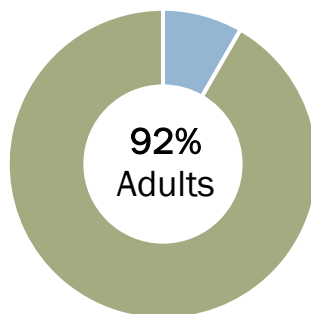
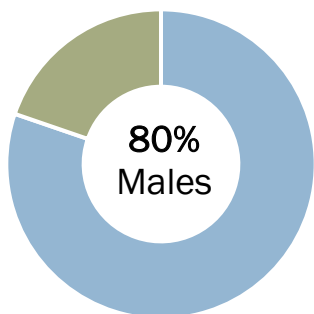
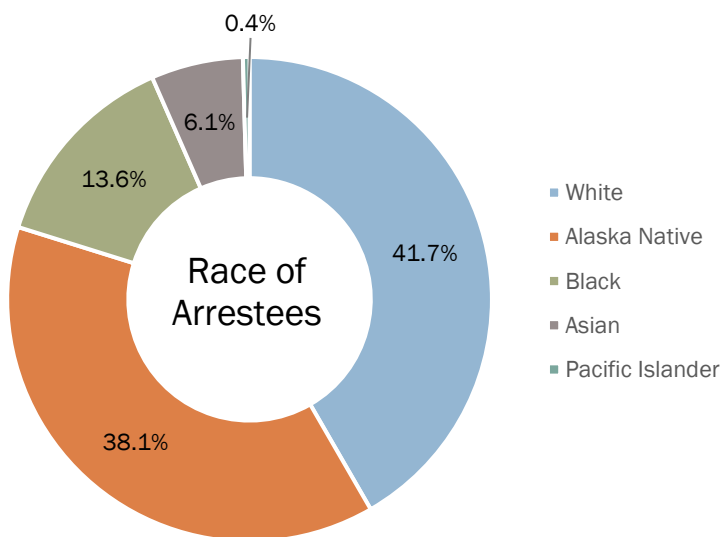
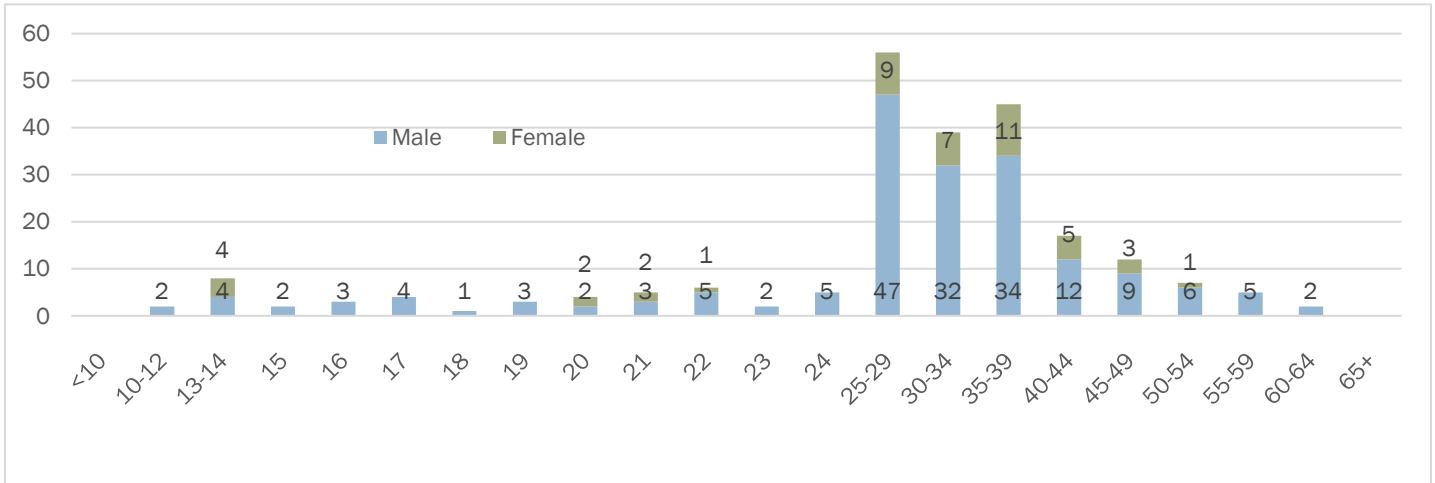
\$415,285

¹ Five-year median calculated from [Crime in Alaska Uniform Crime Reports](#) 2017-2021.

² The robbery miscellaneous category, encompassing those not classified in the other 6 categories, includes robberies occurring on or at waterways, houses of worship, union halls, school buildings, government buildings, subways, trains, airplanes, doctors' and lawyers' offices, wooded areas, etc.

Arrests for Robbery

Robbery Arrestees by Age, Sex, and Race¹



Age	Male	Female
<10		
10-12	2	
13-14	4	4
15	2	
16	3	
17	4	
18	1	
19	3	
20	2	2
21	3	2
22	5	1
23	2	
24	5	
25-29	47	9
30-34	32	7
35-39	34	11
40-44	12	5
45-49	9	3
50-54	6	1
55-59	5	
60-64	2	
65+		

¹ A note on arrests: The reporting agencies provide a record of the total number of persons arrested, cited, or summoned (served) for criminal acts in all Part I and Part II crimes. In addition, the agencies furnish basic data concerning the personal characteristics—age, sex, race, and ethnicity—of persons arrested in a particular month. The UCR program collects data on the number of persons arrested, not the number of charges lodged. For example, a person may be arrested on several charges at one time; in this situation, the agency only scores one arrest under the most severe offense category as determined by the agency.

Aggravated Assault

Definition

The National Uniform Crime Reporting (UCR) Program defines aggravated assault as an unlawful attack by one person upon another to inflict severe or aggravated bodily injury. The UCR Program further specifies this type of assault is usually accompanied by the use of a weapon or by other means likely to produce death or great bodily harm. Attempted aggravated assault that involves the display of, or threat to use, a gun, knife, or other dangerous weapon is included in this crime category because serious personal injury could likely result if the assault were completed. Attempts to murder are also included in this offense category.

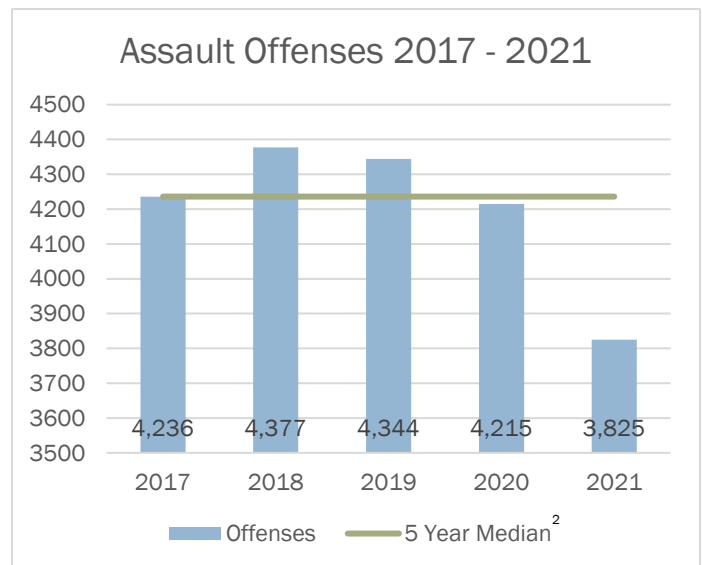
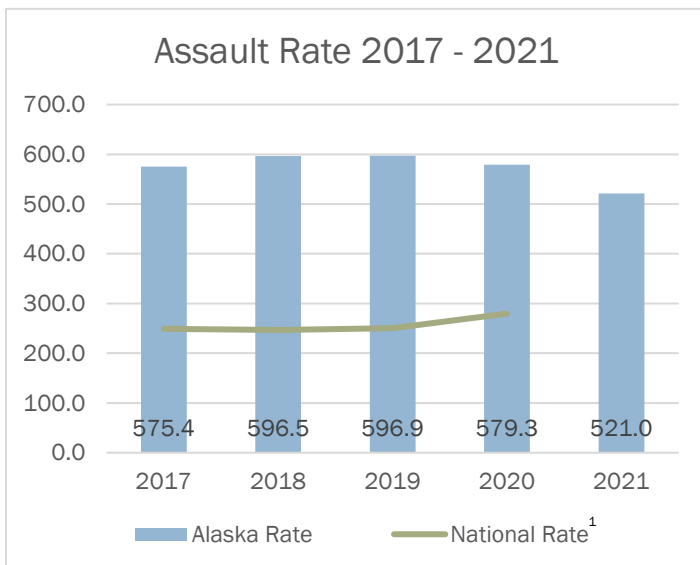
Summary

A total of 3,825 aggravated assaults were reported in 2021. This represents 68.8% of all violent crime and 19.7% of all crime reported in Alaska. The number of reported assaults decreased 9.3%, and the rate of assaults per 100,000 persons decreased 10.1% from 2020 to 2021.

While not included in crime calculations, there were a total of 9,009 offenses of simple assault reported in 2021, a 2.5% increase from 2020. Simple assault includes all assaults which do not involve the use of a firearm, knife, cutting instrument, or other dangerous weapon and in which the victim does not sustain serious or aggravated injuries.

Year	Offenses	Alaska Rate	National Rate ¹	Index Change	Rate Change
2017	4,236	575.4	248.9	6.1%	6.5%
2018	4,377	596.5	246.8	3.3%	3.7%
³ 2019	4,344	596.9	250.2	-0.8%	0.1%
2020	4,215	579.3	279.7	-3.0%	-2.9%
2021	3,825	521.0	n/a	-9.3%	-10.1%

The aggravated assault rate decreased 10.1% from 2020 to 2021



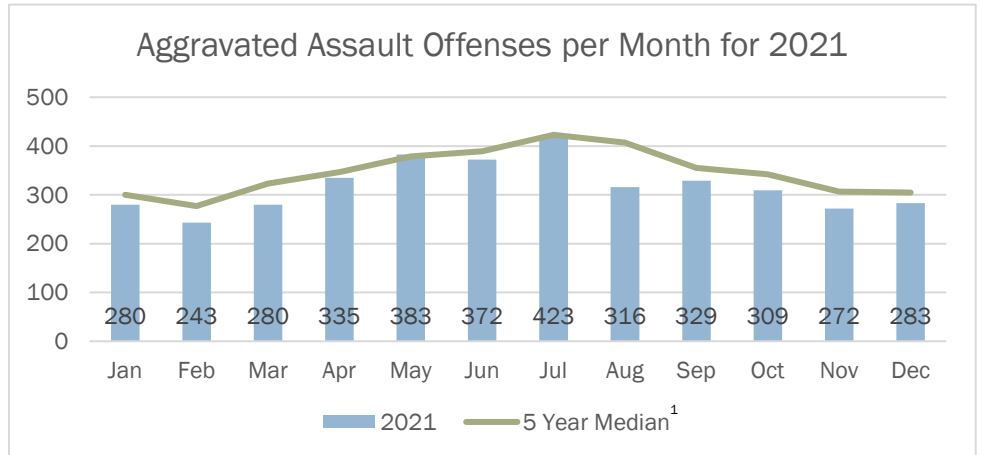
¹ National aggravated assault rates from the FBI's [Crime Data Explorer](#). National rates for 2021 were not available at the time of publication.

² Five-year median calculated from [Crime in Alaska Uniform Crime Reports](#) 2017-2021.

Aggravated Assault Offenses

Offenses by Month

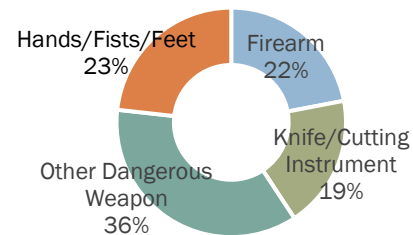
Since 2012, July has averaged the highest number of aggravated assault offenses reported, averaging 374.3 assaults per month. In 2021, July had the highest number of offenses with 423 reported. While the July numbers were higher than the historical average, the total number of aggravated assaults decreased in 2021.



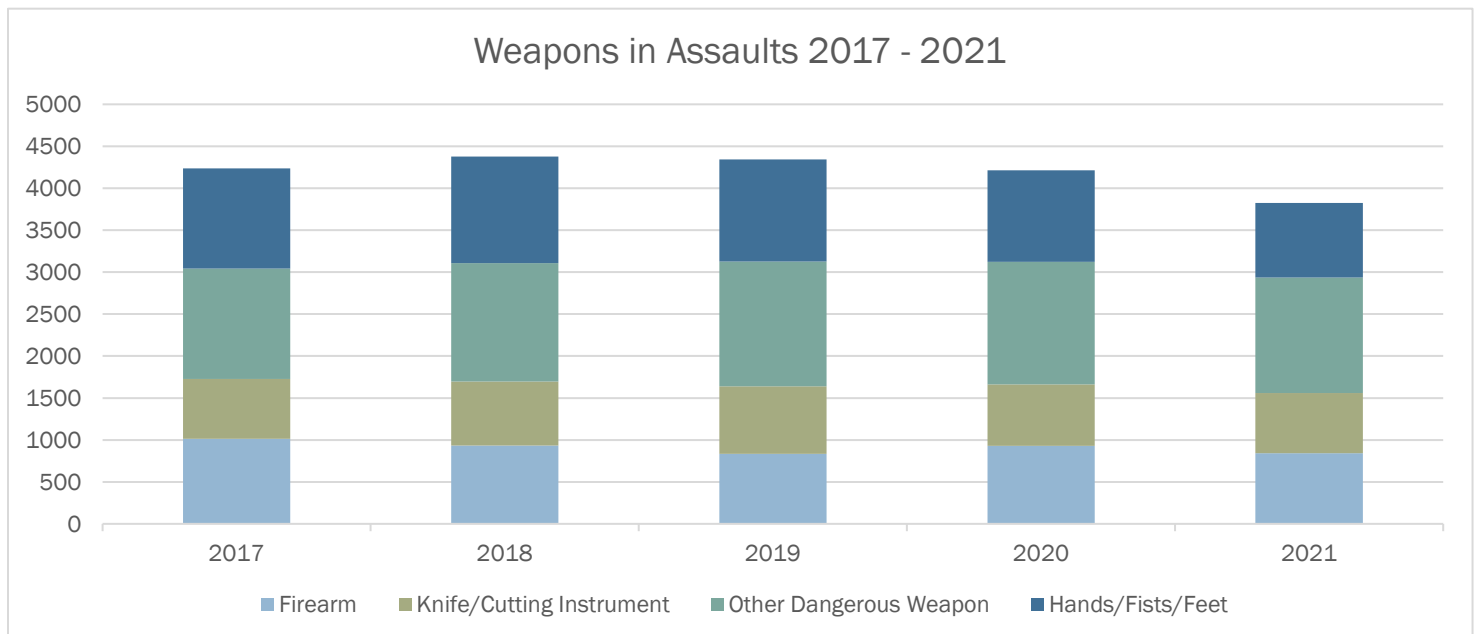
Aggravated Assault Weapon Types

Year	Firearm	Knife	Other Weapon	Hands, Fists, Feet
2017	1,015	712	1,314	1,195
2018	935	763	1,411	1,268
2019	836	803	1,487	1,218
2020	928	735	1,461	1,091
2021	841	717	1,378	889

Aggravated Assault Weapon Types 2021



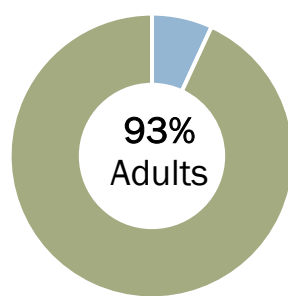
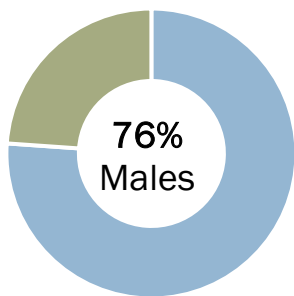
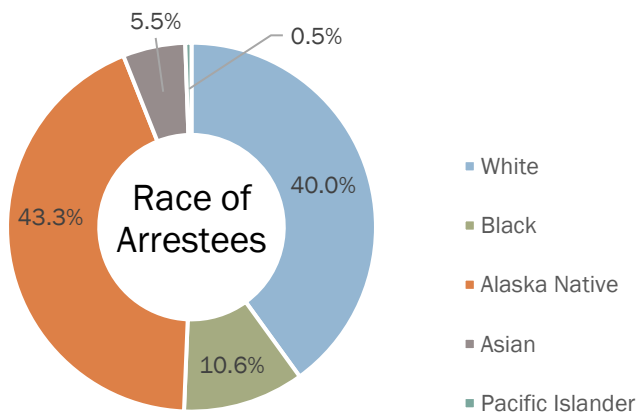
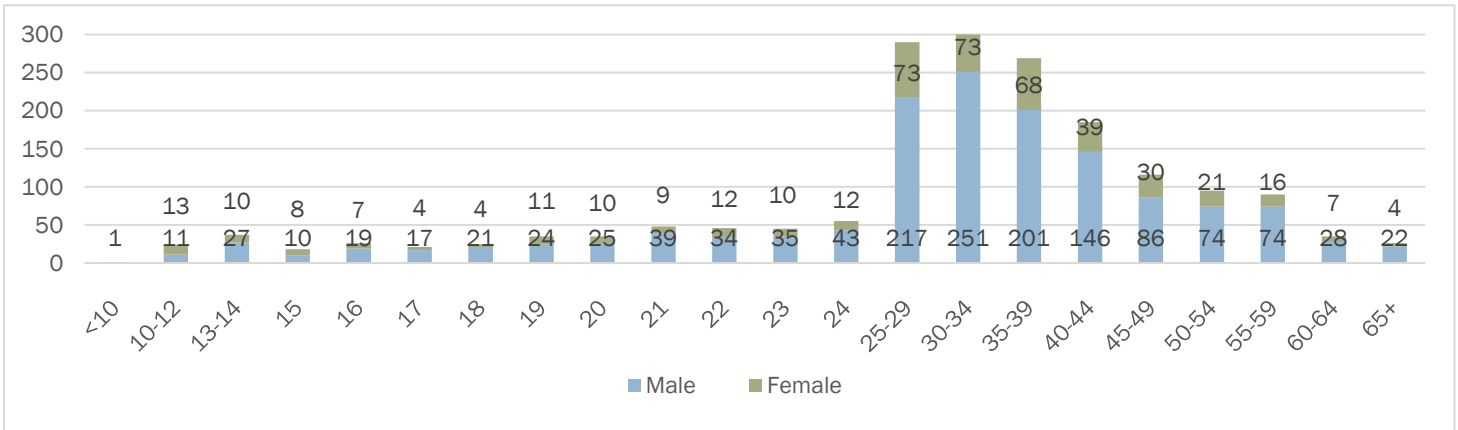
Weapons in Assaults 2017 - 2021



¹ Five-year median calculated from [Crime in Alaska Uniform Crime Reports](#) 2017-2021.

Crime in Alaska 2021

Aggravated Assault Arrestees by Age, Sex, and Race¹



Age	Male	Female
<10	1	
10-12	11	13
13-14	27	10
15	10	8
16	19	7
17	17	4
18	21	4
19	24	11
20	25	10
21	39	9
22	34	12
23	35	10
24	43	12
25-29	217	73
30-34	251	73
35-39	201	68
40-44	146	39
45-49	86	30
50-54	74	21
55-59	74	16
60-64	28	7
65+	22	4

¹ A note on arrests: The reporting agencies provide a record of the total number of persons arrested, cited, or summoned (served) for criminal acts in all Part I and Part II crimes. In addition, the agencies furnish basic data concerning the personal characteristics—age, sex, race, and ethnicity—of persons arrested in a particular month. The UCR program collects data on the number of persons arrested, not the number of charges lodged. For example, a person may be arrested on several charges at one time, in this situation, the agency only scores one arrest under the most severe offense category as determined by the agency.

Burglary

Definition

The Uniform Crime Reporting (UCR) Program defines burglary as the unlawful entry of a structure to commit a felony or theft. To classify an offense as a burglary, the use of force to gain entry need not have occurred. The UCR Program has three subclassifications for burglary: forcible entry, unlawful entry where no force is used, and attempted forcible entry. The UCR definition of “structure” includes, but is not limited to, an apartment, barn, house trailer or houseboat (when used as a permanent dwelling), office, stable, vessel (e.g., ship), or a warehouse. Tents, tent trailers, motor homes, house trailers, or other mobile units being used for recreational purposes are not considered structures.

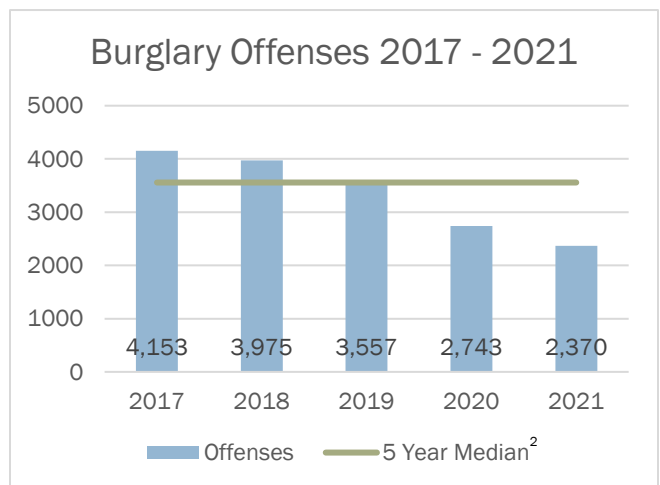
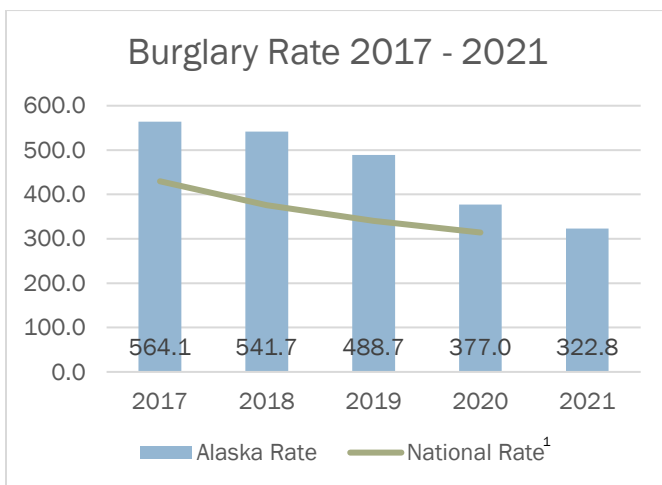
Summary

A total of 2,370 burglaries were reported in 2021. This represents 17.2% of all property crime and 12.2% of all crime reported in Alaska. This marks the fourth straight year in decreased reports of burglary offenses to law enforcement. The number of reported burglaries decreased 13.6% from 2020 to 2021, and the rate of burglaries per 100,000 persons decreased 14.4%.

Of the reported burglaries, 54% were of residential structures. In residential burglaries when the time of the offense was known, 52.4% occurred at night and 47.6% during the day. The total property loss associated with burglary offenses in 2021 was over \$5.3 million.

Year	Offenses	Alaska Rate	National Rate ¹	Index Change	Rate Change
2017	4,153	564.1	429.7	2.9%	3.2%
2018	3,975	541.7	376.0	-4.3%	-4.0%
2019	3,557	488.7	340.5	-10.5%	-9.8%
2020	2,743	377.0	314.2	-22.9%	-22.9%
2021	2,370	322.8	n/a	-13.6	14.4%

The burglary rate decreased 14.4% from 2020 to 2021



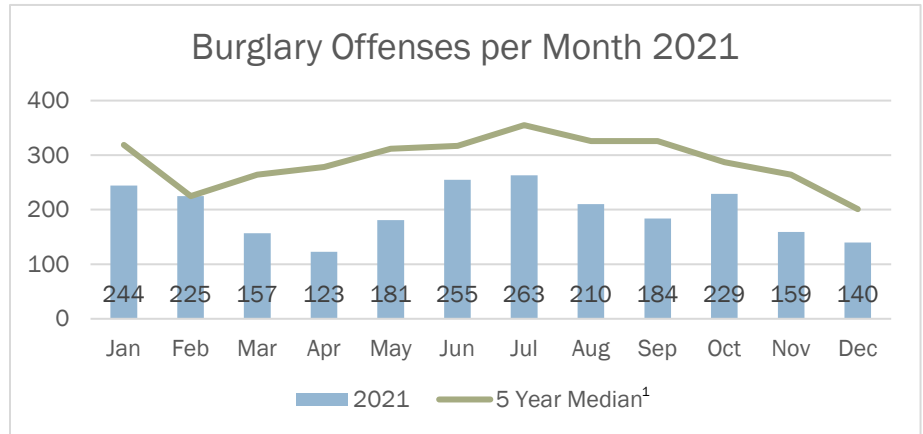
¹ National burglary rates from the FBI's [Crime Data Explorer](#). National rates for 2021 were not available at the time of publication.

² Five-year median calculated from [Crime in Alaska Uniform Crime Reports](#) 2017-2021.

Burglary Offenses

Offenses by Month

Since 2012, July has averaged the highest number of reported burglary offenses, averaging 327.2 per month. In 2021, July recorded the highest number of burglary offenses, with 263 reported.

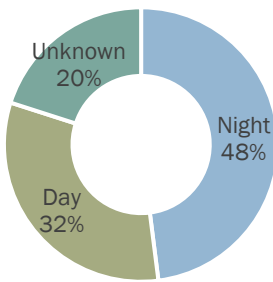


Burglary Locations

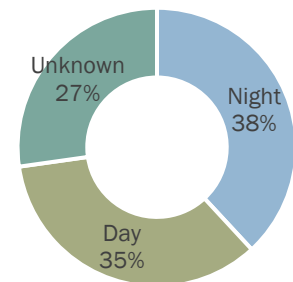
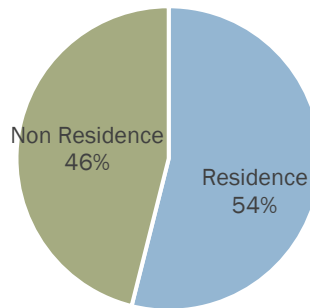
Time	Count	Amount
Night	524	\$ 811,822
Day	349	\$ 599,730
Unknown Time	219	\$ 679,960

Time	Count	Amount
Night	487	\$ 1,266,163
Day	443	\$ 818,185
Unknown Time	348	\$ 1,159,205

Non-Residential Burglaries



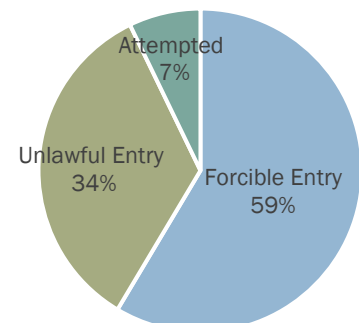
Residential Burglaries



Burglary Entry Types

Year	Forcible Entry	Unlawful Entry	Attempted
2017	2,704	1,215	234
2018	2,475	1,304	196
2019	2,121	1,262	174
2020	1,753	850	140
2021	1,388	812	170

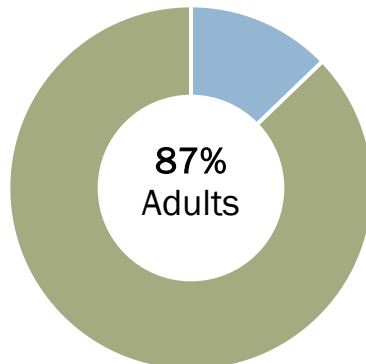
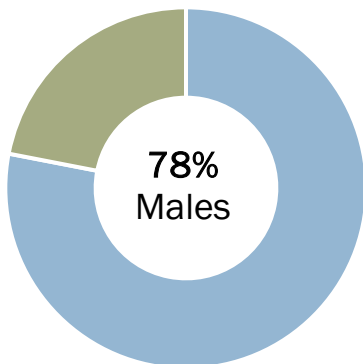
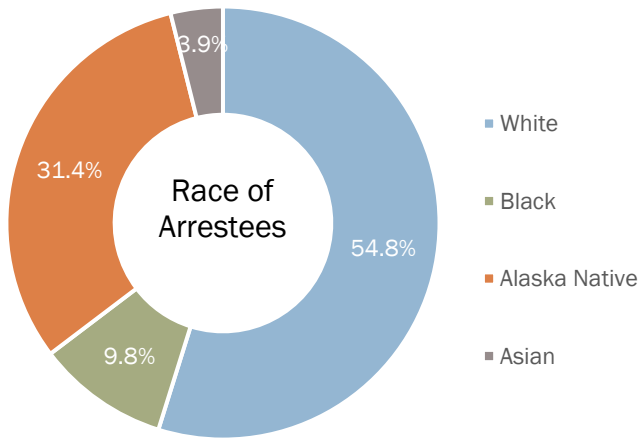
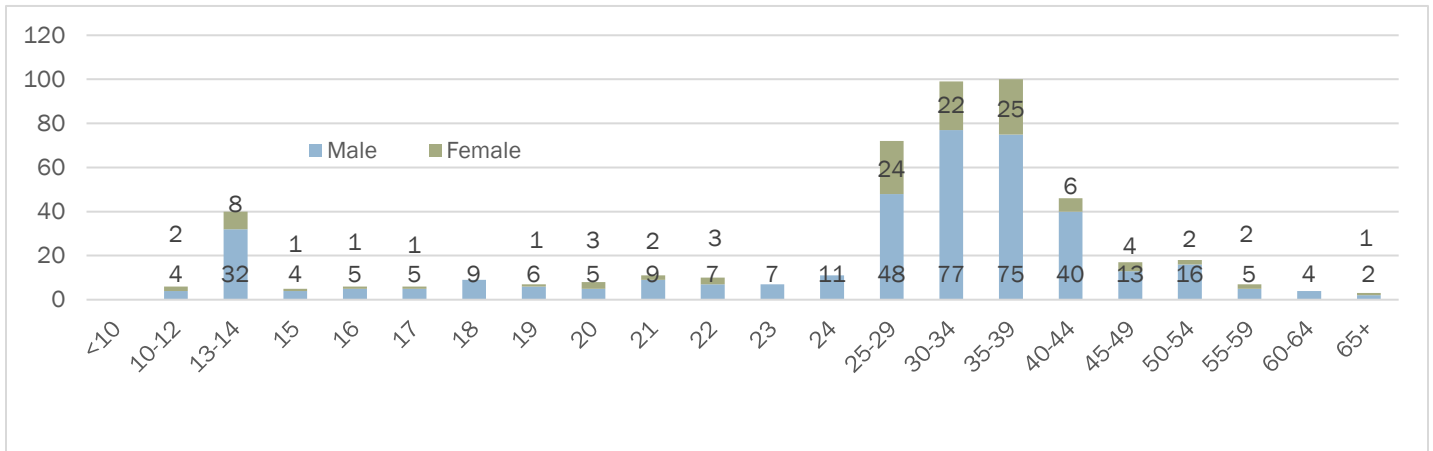
Burglary Entry Types



¹ Five-year median calculated from [Crime in Alaska Uniform Crime Reports](#) 2017-2021.

Arrests for Burglary

Burglary Arrestees by Age, Sex, and Race¹



Age	Male	Female
<10		
10-12	4	2
13-14	32	8
15	4	1
16	5	1
17	5	1
18	9	
19	6	1
20	5	3
21	9	2
22	7	3
23	7	
24	11	
25-29	48	24
30-34	77	22
35-39	75	25
40-44	40	6
45-49	13	4
50-54	16	2
55-59	5	2
60-64	4	
65+	2	1

¹ A note on arrests: The reporting agencies provide a record of the total number of persons arrested, cited, or summoned (served) for criminal acts in all Part I and Part II crimes. In addition, the agencies furnish basic data concerning the personal characteristics—age, sex, race, and ethnicity—of persons arrested in a particular month. The UCR program collects data on the number of persons arrested, not the number of charges lodged. For example, a person may be arrested on several charges at one time; in this situation, the agency only scores one arrest under the most severe offense category as determined by the agency.

Larceny Theft

Definition

The Uniform Crime Reporting (UCR) Program defines larceny-theft as the unlawful taking, carrying, leading, or riding away of property from the possession or constructive possession of another. All thefts are included in this category with one exception: motor vehicle theft. Because of the high volume of motor vehicle thefts, this crime has its own offense category. Offenses of embezzlement, fraud, counterfeiting, obtaining money by false pretenses, larceny by check, larceny by bailee, or check fraud are not included in the larceny theft category. Each of these crimes falls within one of the Part II offense categories and is only counted if an arrest is made.

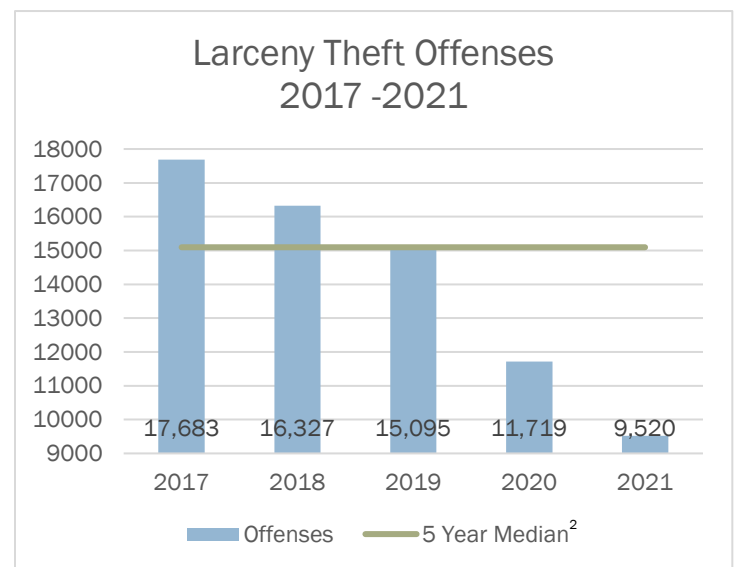
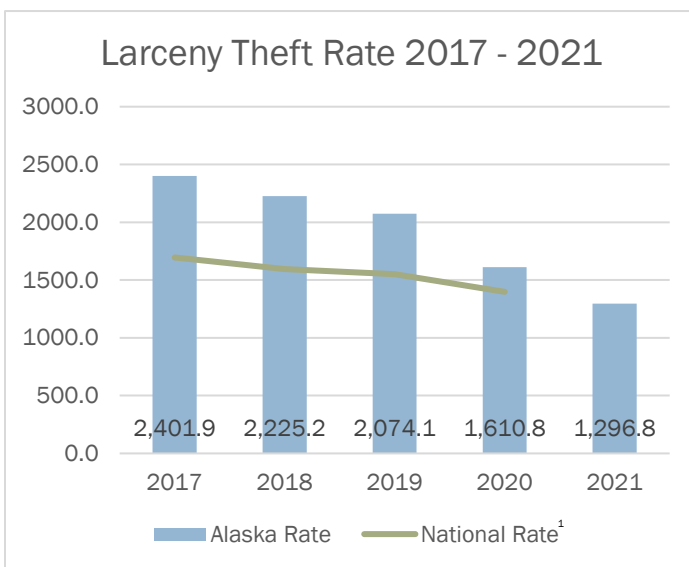
Summary

A total of 9,520 larceny thefts were reported in 2021. This represents 68.9% of all property crime and 49.1% of all crime reported in Alaska. The number of reported larceny thefts decreased 18.8%, and the rate of larceny thefts per 100,000 persons decreased 19.5% from 2020 to 2021. This marks the fourth straight year of a decrease in the number of reported larceny thefts, and the second straight year with double digit decreases in both the crime rate and crime index for larceny thefts.

The total property loss associated with larceny theft also decreased significantly, from over \$13.4 million in 2020, to just over \$8.5 million in 2021.

Year	Offenses	Alaska Rate	National Rate ¹	Index Change	Rate Change
2017	17,683	2,401.9	1,694.4	0.0%	0.3%
2018	16,327	2,225.2	1,594.6	-7.7%	-7.4%
2019	15,095	2,074.1	1,549.5	-7.5%	-6.8%
2020	11,719	1,610.8	1,398.0	-22.4%	-22.3%
2021	9,520	1,296.8	n/a	-18.8%	-19.5%

The larceny rate decreased 19.5% from 2020 to 2021



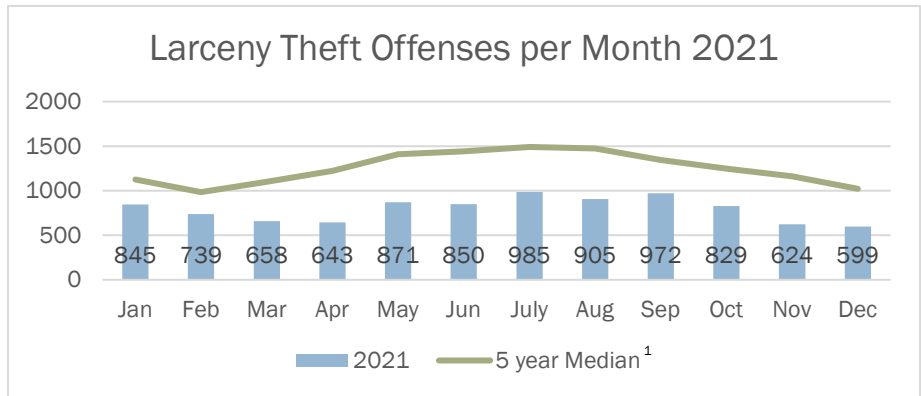
¹ National larceny theft rates from the FBI's [Crime Data Explorer](#). National rates for 2021 were not available at the time of publication.

² Five-year median calculated from [Crime in Alaska Uniform Crime Reports](#) 2017-2021.

Larceny Theft Offenses

Offenses by Month

Since 2012, July has averaged the highest number of larceny thefts reported with an average of 1,513.8 per month. In 2021, July recorded the highest number of larceny thefts with 985 reported offenses.

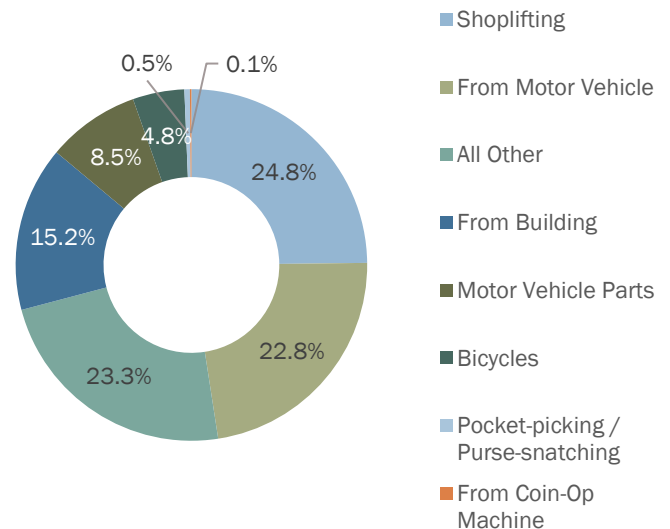


Larceny Types & Property Loss

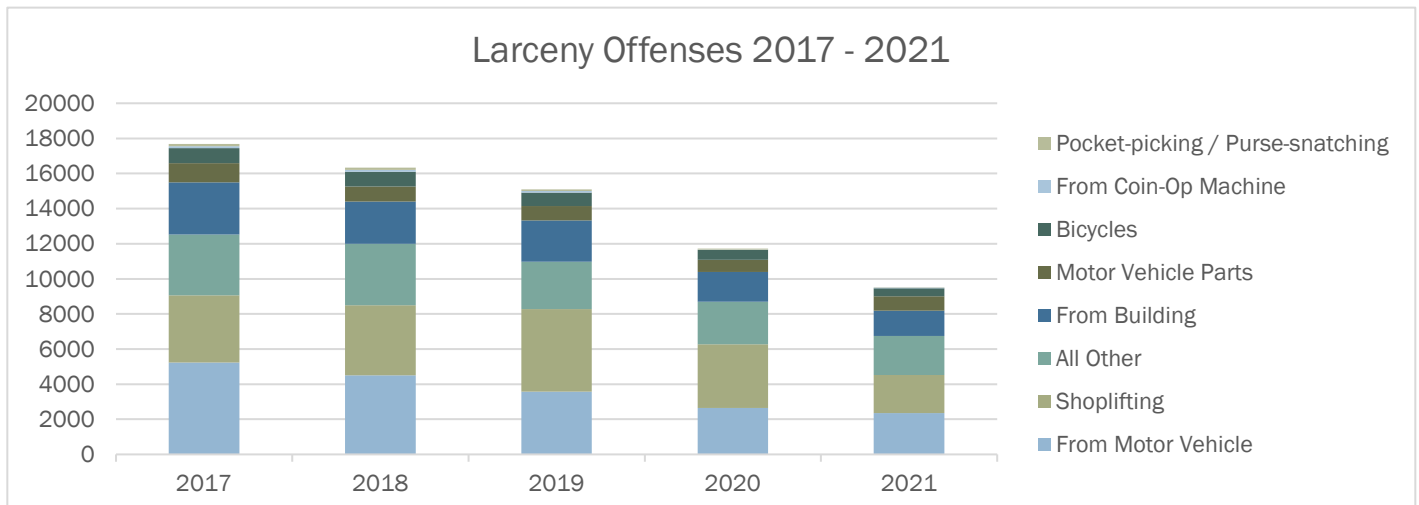
Value Range	Number of Offenses	Total Property Loss
\$200 & Over	4,737	\$ 8,285,104
\$50 - \$199	1,778	\$ 187,086
Under \$50	3,005	\$ 34,387

Type	Number of Offenses	Total Property Loss
Shoplifting	2,362	\$ 615,976
From Motor Vehicle	2,166	\$ 2,035,073
All Other	2,220	\$ 3,060,837
From Building	1,446	\$ 1,553,061
Motor Vehicle Parts	813	\$ 855,635
Bicycles	452	\$ 353,586
Pocket-picking / Purse-snatching	48	\$ 25,703
From Coin-Op Machine	13	\$ 6,706

Larceny Theft Types 2021



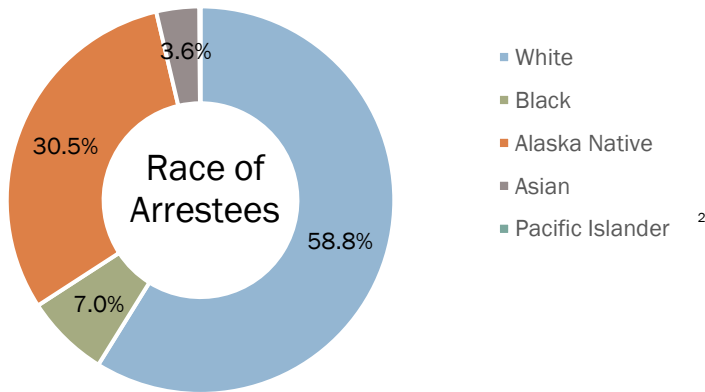
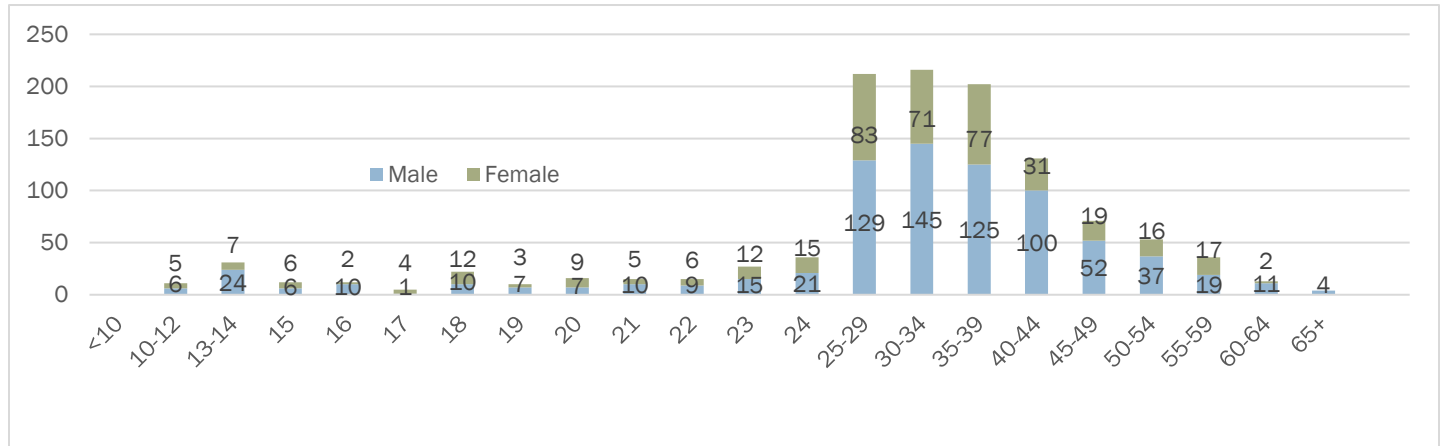
Larceny Offenses 2017 - 2021



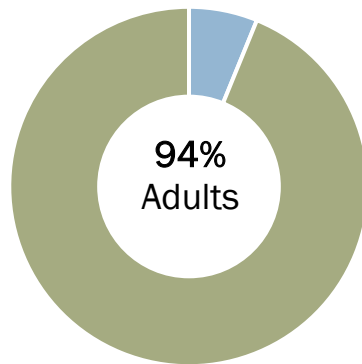
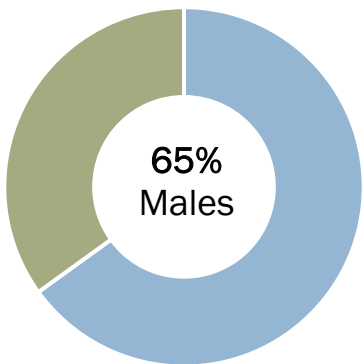
¹ Five-year median calculated from [Crime in Alaska Uniform Crime Reports](#) 2017-2021.

Arrests for Larceny

Larceny Arrestees by Age, Sex, and Race¹



Age	Male	Female
<10		
10-12	6	5
13-14	24	7
15	6	6
16	10	2
17	1	4
18	10	12
19	7	3
20	7	9
21	10	5
22	9	6
23	15	12
24	21	15
25-29	129	83
30-34	145	71
35-39	125	77
40-44	100	31
45-49	52	19
50-54	37	16
55-59	19	17
60-64	11	2
65+	4	



¹A note on arrests: The reporting agencies provide a record of the total number of persons arrested, cited, or summoned (served) for criminal acts in all Part I and Part II crimes. In addition, the agencies furnish basic data concerning the personal characteristics—age, sex, race, and ethnicity—of persons arrested in a particular month. The UCR program collects data on the number of persons arrested, not the number of charges lodged. For example, a person may be arrested on several charges at one time; in this situation, the agency only scores one arrest under the most severe offense category as determined by the agency.

²Graph does not depict one arrestee that was the race of Pacific Islander due to the statistically negligible percentage.

Motor Vehicle Theft

Definition

The Uniform Crime Reporting (UCR) Program defines motor vehicle theft as the theft or attempted theft of a motor vehicle; a motor vehicle is a self-propelled vehicle which runs on land surfaces and not on rails. Examples of motor vehicles include sport utility vehicles, automobiles, trucks, buses, motorcycles, motor scooters, all-terrain vehicles, and snowmobiles. Motor vehicle theft does not include farm equipment, bulldozers, airplanes, construction equipment or watercraft such as motorboats, sailboats, houseboats, or jet skis. The taking of a motor vehicle for temporary use by persons having lawful access is excluded from this definition.

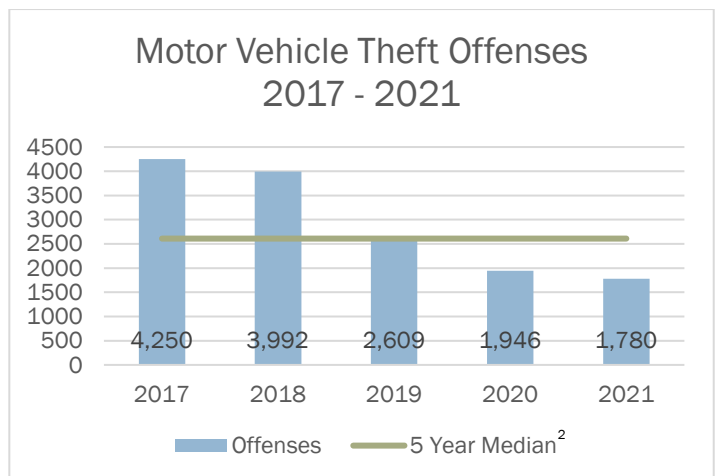
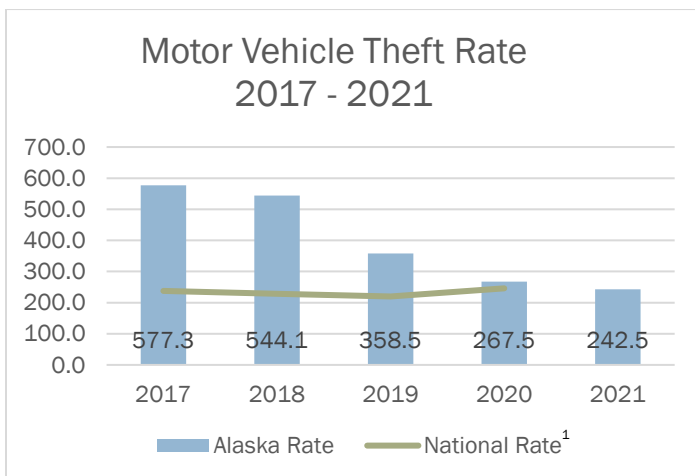
Summary

A total of 1,780 motor vehicle thefts were reported in 2021. This represents 12.9% of all property crime, and 9.2% of all crime reported in Alaska. The number of reported motor vehicle thefts decreased 8.5%, and the rate of vehicle thefts per 100,000 persons also decreased 9.4% from 2020 to 2021. This marks the fourth straight year in decreased reports of this offense.

The total property loss associated with motor vehicle theft in 2021 was just under \$15.9 million, slightly higher than \$15.1 million in 2020.

Year	Offenses	Alaska Rate	National Rate ¹	Index Change	Rate Change
2017	4,250	577.3	237.7	39.4%	39.8%
2018	3,992	544.1	228.9	-6.1%	-5.8%
2019	2,609	358.5	219.9	-34.6%	-34.1%
2020	1,946	267.5	246	-25.4%	-25.4%
2021	1,780	242.5	n/a	-8.5%	-9.4%

The motor vehicle theft rate decreased 9.4% from 2020 to 2021



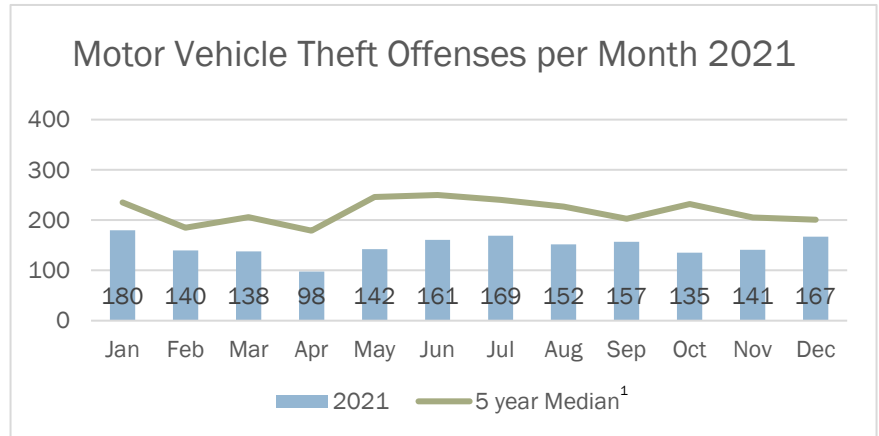
¹ National motor vehicle rates from the FBI's [Crime Data Explorer](#). National rates for 2021 were not available at the time of publication.

² Five-year median calculated from [Crime in Alaska Uniform Crime Reports](#) 2017-2021.

Motor Vehicle Theft Offenses

Offenses by Month

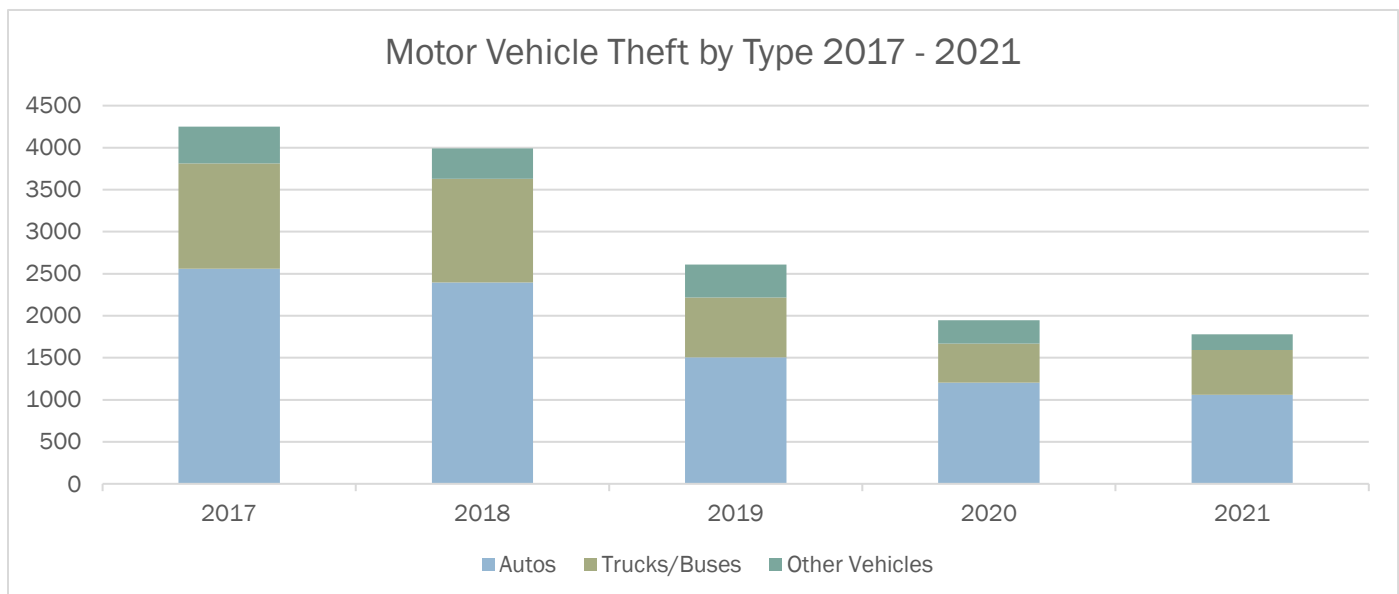
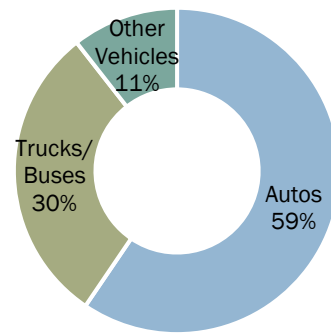
Since 2012, January has averaged the highest number of reported motor vehicle thefts, averaging 227.1 offenses per month. In 2021, January recorded the highest number of motor vehicle thefts with 180 reported offenses.



Motor Vehicle Theft by Vehicle Type

Motor Vehicle Theft by Type 2021

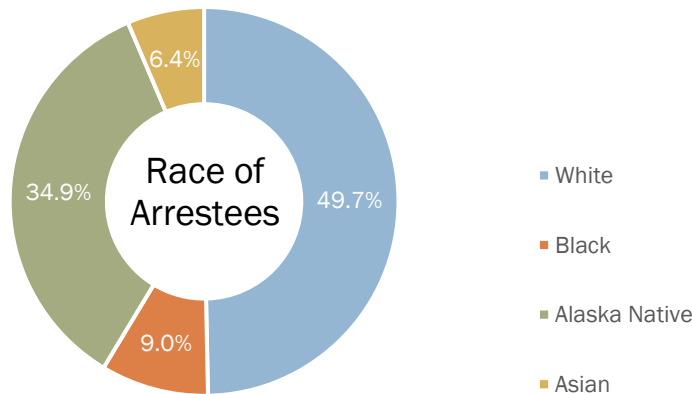
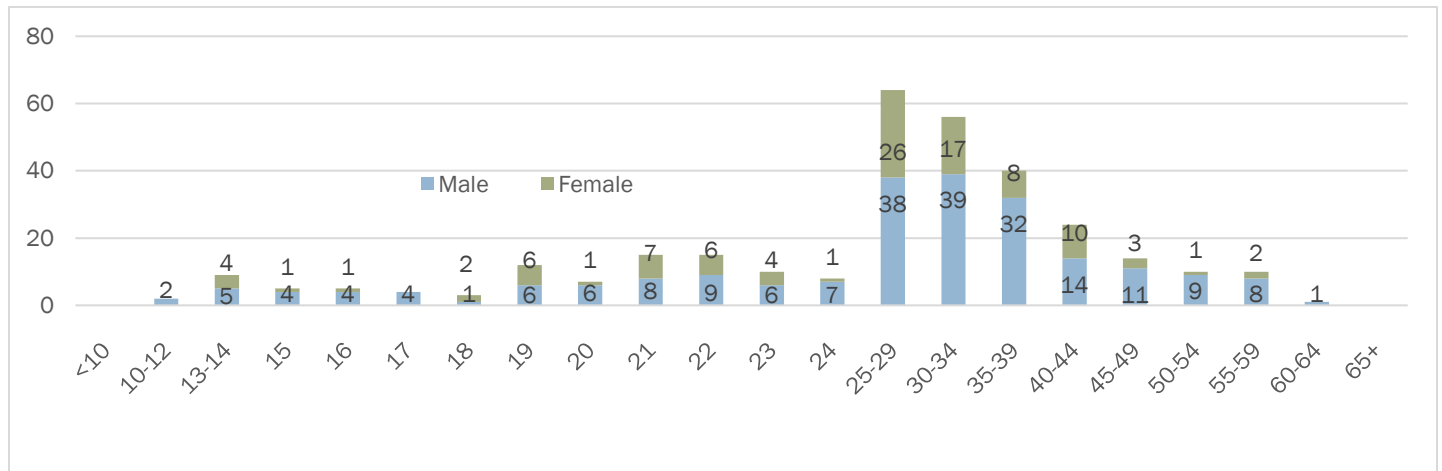
Year	Autos	Trucks/Buses	Other Vehicles
2017	2,560	1,253	437
2018	2,397	1,233	362
2019	1,506	712	391
2020	1,204	466	276
2021	1,059	533	188



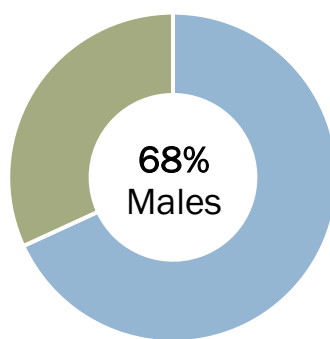
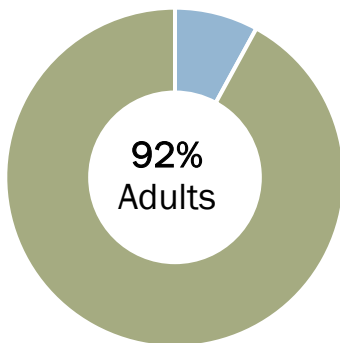
¹ Five-year median calculated from [Crime in Alaska Uniform Crime Reports](#) 2017-2021.

Arrests for Motor Vehicle Theft

Motor Vehicle Theft Arrestees by Age, Sex, and Race¹



Age	Male	Female
<10		
10-12	2	
13-14	5	4
15	4	1
16	4	1
17	4	
18	1	2
19	6	6
20	6	1
21	8	7
22	9	6
23	6	4
24	7	1
25-29	38	26
30-34	39	17
35-39	32	8
40-44	14	10
45-49	11	3
50-54	9	1
55-59	8	2
60-64	1	
65+		



¹ A note on arrests: The reporting agencies provide a record of the total number of persons arrested, cited, or summoned (served) for criminal acts in all Part I and Part II crimes. In addition, the agencies furnish basic data concerning the personal characteristics—age, sex, race, and ethnicity—of persons arrested in a particular month. The UCR program collects data on the number of persons arrested, not the number of charges lodged. For example, a person may be arrested on several charges at one time; in this situation, the agency only scores one arrest under the most severe offense category as determined by the agency.

Arson

Definition

The Uniform Crime Reporting (UCR) Program defines arson as any willful or malicious burning or attempt to burn, with or without intent to defraud, a dwelling house, public building, motor vehicle or aircraft, personal property of another, etc. Contributing agencies report arson as fires determined through investigation to have been willfully or maliciously set. Attempts to burn are included in this offense, but fires of suspicious or unknown origins are not. Agencies classify one offense for each distinct arson operation originating within the reporting jurisdiction. If arson is perpetrated in one locale and spreads to another, the jurisdiction in which the fire originated reports it.

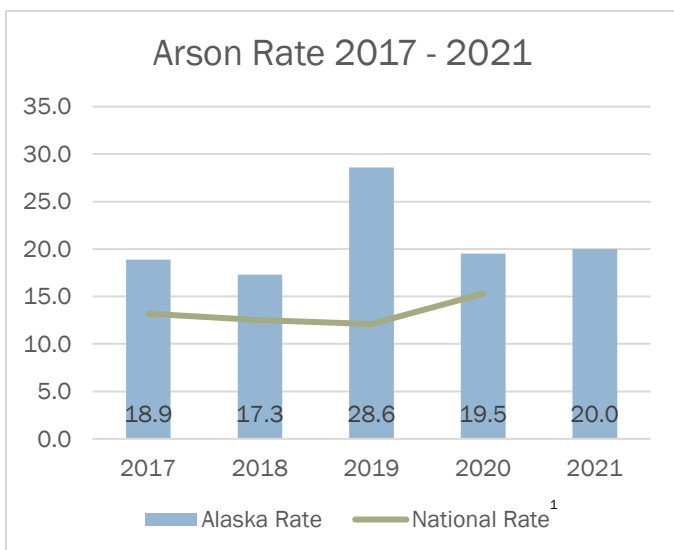
Summary

A total of 147 arsons were reported in 2021. This represents 1.1% of all property crime, and 0.8% of all crime reported in Alaska. The number of reported arsons increased 3.5%, and the rate of arsons per 100,000 persons increased 2.6% from 2020 to 2021. Arsons committed by one individual that are separated by time and place will be counted as separate incidents. In 2021, a single offender was linked with seven different arson offenses. Had the series of offenses not occurred, both the crime rate and index for arson offenses would have decreased.

The total property loss associated with arson in 2021 was just under \$5.7 million.

Year	Offenses	Alaska Rate	National Rate ¹	Index Change	Rate Change
2017	139	18.9	13.2	-3.5%	-3.2%
2018	127	17.3	12.5	-8.6%	-8.3%
2019	208	28.6	12.1	63.8%	65.1%
2020	142	19.5	15.3	-31.7%	-31.7%
2021	147	20.0	n/a	3.5%	2.6%

The arson rate increased 2.6% from 2020 to 2021



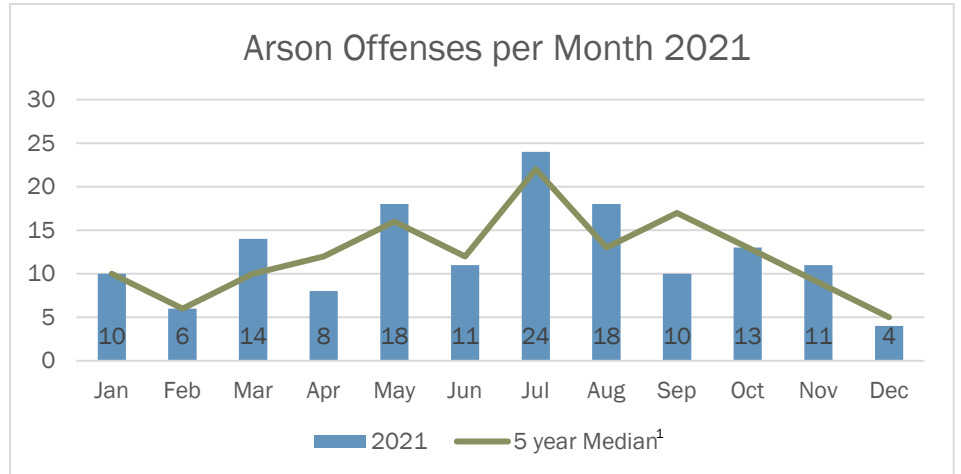
¹ National arson rates from the FBI's [Crime Data Explorer](#). National rates for 2021 were not available at the time of publication.

² Five-year median calculated from [Crime in Alaska Uniform Crime Reports](#) 2017-2021.

Arson Offenses

Offenses by Month

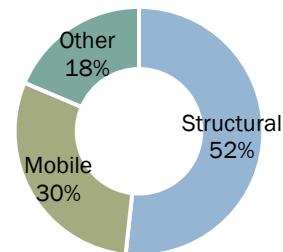
Since 2012, July has averaged the highest number of reported arson offenses, averaging 19.9 arsons per month. In 2021, July had the highest number of arsons for the year, with 24 reported arson offenses.



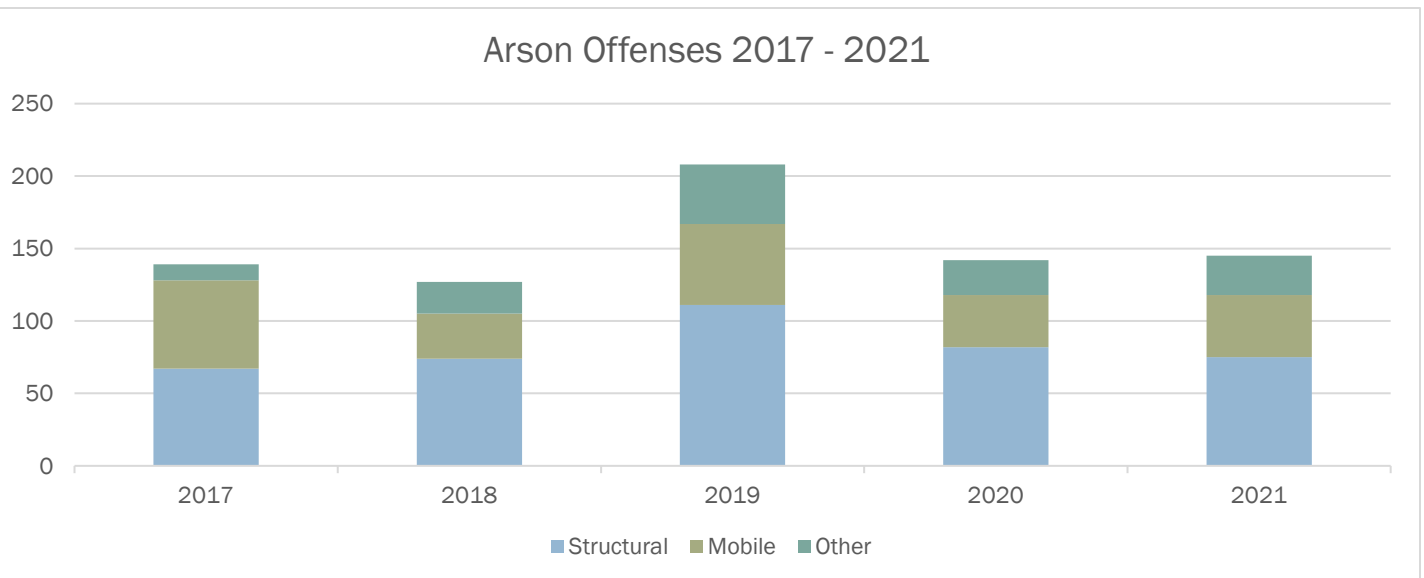
Arson by Property Type²

Year	Structural Property	Mobile Property	Other Property Type
2017	67	61	11
2018	74	31	22
2019	111	56	41
2020	82	36	24
2021	75	43	27

Arson by Property Type 2021



Arson Offenses 2017 - 2021

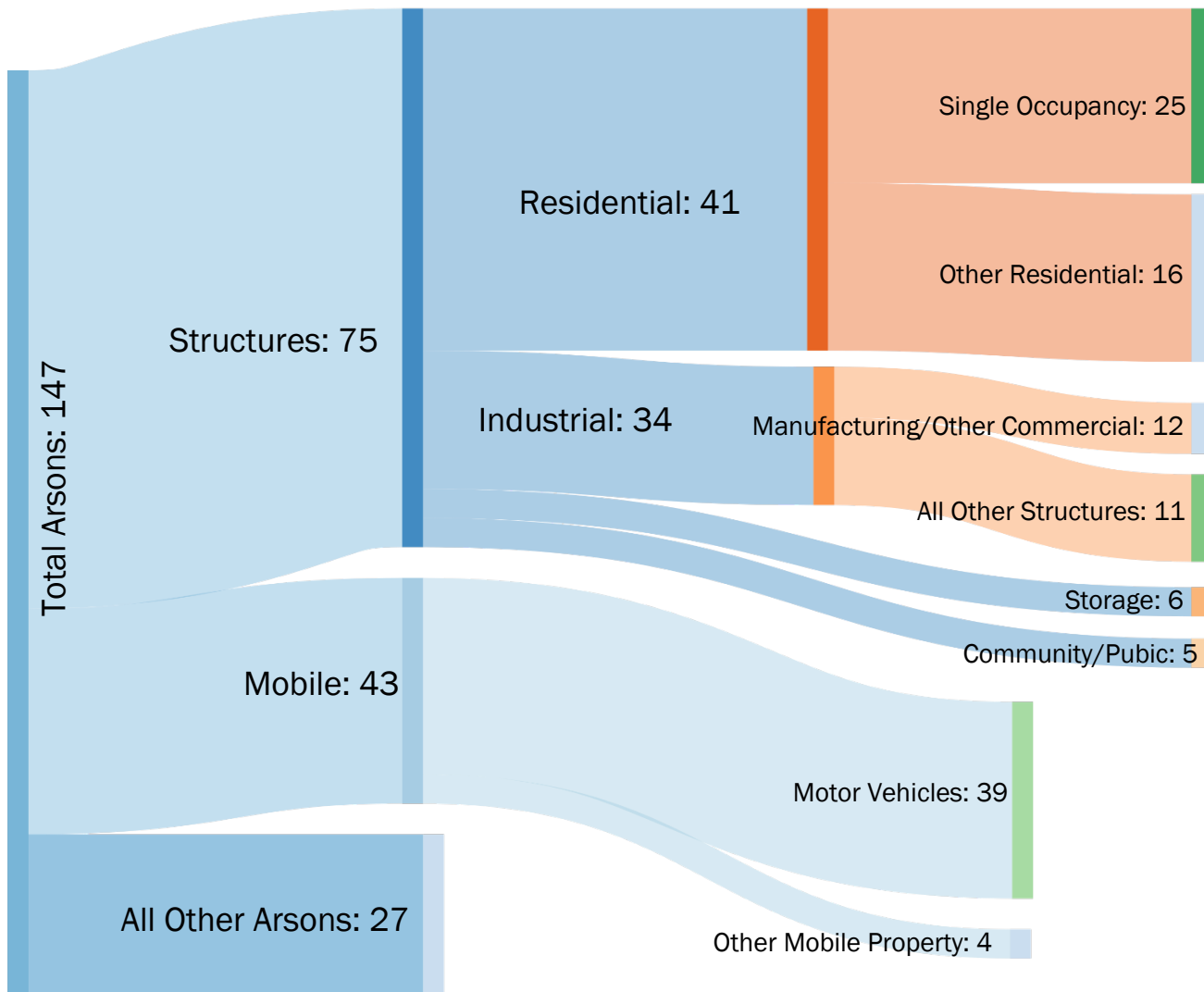


¹ Five-year median calculated from [Crime in Alaska Uniform Crime Reports](#) 2017-2021.

² Total arson offenses reported were 147. This includes 2 attempted arsons, which are not referenced on this page as they do not have an associated property type.

Crime in Alaska 2021

Arson by Property Type¹



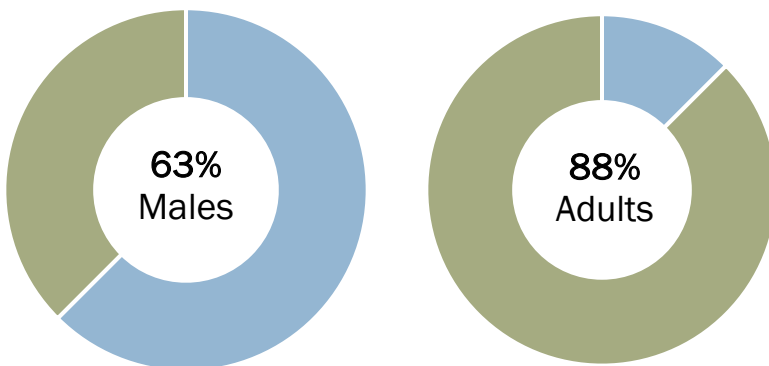
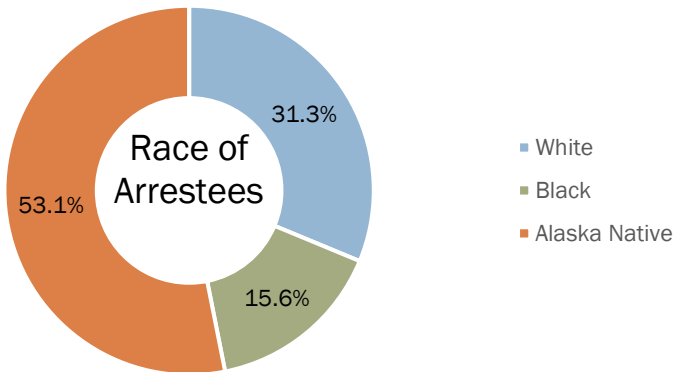
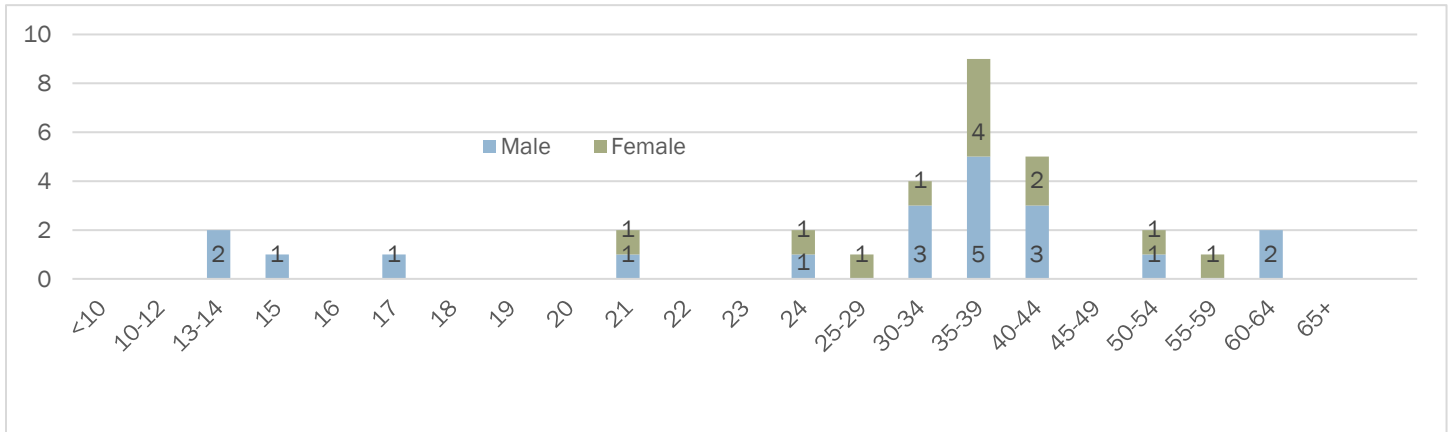
Arsons of Structures	Offenses	Property Loss
Single Occupancy	25	\$1,656,291
Other Residential	16	\$3,575,010
Storage	6	\$159,761
Manufacturing/Other Commercial	12	\$72,613
Community/Public	5	\$15,397
All Other Structure	11	\$185,977
Arsons of Mobile Property	Offenses	Property Loss
Motor Vehicles	39	\$211,031
Other Mobile Property	4	\$38,288
All Other Arsons	Offenses	Property Loss
Other	27	\$15,495

Arson is the only reported offense that showed an overall increase in 2021. Additionally, the total reported loss from Arson offenses increased in 2021 with just under \$6 million.

¹ Total arson offenses reported were 147. This includes 2 attempted arsons, which are not referenced on this page as they do not have an associated property type or value of property loss.

Arrests for Arson

Arson Arrestees by Age, Sex, and Race¹



Age	Male	Female
<10		
10-12		
13-14	2	
15	1	
16		
17	1	
18		
19		
20		
21	1	1
22		
23		
24	1	1
25-29		1
30-34	3	1
35-39	5	4
40-44	3	2
45-49		
50-54	1	1
55-59		1
60-64	2	
65+		

¹A note on arrests: The reporting agencies provide a record of the total number of persons arrested, cited, or summoned (served) for criminal acts in all Part I and Part II crimes. In addition, the agencies furnish basic data concerning the personal characteristics—age, sex, race, and ethnicity—of persons arrested in a particular month. The UCR program collects data on the number of persons arrested, not the number of charges lodged. For example, a person may be arrested on several charges at one time; in this situation, the agency only scores one arrest under the most severe offense category as determined by the agency.



SRS Summary Report

Beginning Date: 01/01/2021

Ending Date: 12/31/2021

Return A

Agency: ALASKA STATE TROOPERS; ANCHORAGE POLICE DEPARTMENT; BETHEL POLICE DEPARTMENT; BRISTOL BAY POLICE DEPARTMENT; CORDOVA POLICE DEPARTMENT; CRAIG POLICE DEPARTMENT; DILLINGHAM POLICE DEPARTMENT; FAIRBANKS AIRPORT POLICE; FAIRBANKS POLICE DEPARTMENT; HAINES POLICE DEPARTMENT; HOMER POLICE DEPARTMENT; JUNEAU POLICE DEPARTMENT; KENAI POLICE DEPARTMENT; KETCHIKAN POLICE DEPARTMENT; KODIAK POLICE DEPARTMENT; KOTZEBUE POLICE DEPARTMENT; NOME POLICE DEPARTMENT; NORTH POLE POLICE DEPARTMENT; NORTH SLOPE BUROUGH POLICE DEPARTMENT; PALMER POLICE DEPARTMENT; PETERSBURG POLICE DEPARTMENT; SEWARD POLICE DEPARTMENT; SITKA POLICE DEPARTMENT; SKAGWAY POLICE DEPARTMENT; SOLDOTNA POLICE DEPARTMENT; UNALASKA POLICE DEPARTMENT; UNIVERSITY OF ALASKA ANCHORAGE; UNIVERSITY OF ALASKA FAIRBANKS; VALDEZ POLICE DEPARTMENT; WASILLA POLICE DEPARTMENT; WRANGELL POLICE DEPARTMENT

Classification of Offenses	Offenses Reported	Unfounded	Actual Offenses	Tot. Offenses Cleared	Clearances Involving Persons Under 18 Yr. of Age
Murder/NonNegligent Homicide(Total)	43	1	42	31	0
Manslaughter by Negligence(Total)	9	0	9	4	0
Rape(Total)	1125	10	1115	246	37
Rape	1073	10	1063	234	36
Attempted Rape	52	0	52	12	1
Robbery(Total)	580	2	578	243	12
Robbery - Firearm	110	0	110	25	1
Robbery - Knife or Cutting Instrument	66	1	65	40	1
Robbery - Other Dangerous Weapon	91	0	91	38	1
Robbery - StrongArm(Hands,Fists,Feet,etc)	313	1	312	140	9
Assault(Total)	12863	29	12834	8048	577
Assault - Firearm	844	3	841	507	29
Assault - Knife or Cutting Instrument	718	1	717	520	32
Assault - Other Dangerous Weapon	1381	3	1378	899	60
Assault - StrongArm(Hands,Fists,Feet,etc)	889	0	889	618	32
Assault - Other(Simple, Not Aggravated)	9031	22	9009	5504	424
Burglary(Total)	2376	6	2370	558	45
Burglary - Forcible Entry	1391	3	1388	246	28
Burglary - Unlawful Entry(No Force)	815	3	812	282	15
Burglary - Attempted Forcible Entry	170	0	170	30	2
Larceny(Total) - Theft(Excluding Motor Vehicles)	9583	63	9520	1398	70
Motor Vehicle Theft(Total)	1817	37	1780	348	18
Motor Vehicle Theft - Autos	1084	25	1059	235	13
Motor Vehicle Theft - Trucks and Buses	545	12	533	96	3
Motor Vehicle Theft - Other Vehicles	188	0	188	17	2
Grand Total	28396	148	28248	10876	759



SRS Summary Report

Beginning Date: 01/01/2021

Ending Date: 12/31/2021

Supplement Return A

Agency: ALASKA STATE TROOPERS; ANCHORAGE POLICE DEPARTMENT; BETHEL POLICE DEPARTMENT; BRISTOL BAY POLICE DEPARTMENT; CORDOVA POLICE DEPARTMENT; CRAIG POLICE DEPARTMENT; DILLINGHAM POLICE DEPARTMENT; FAIRBANKS AIRPORT POLICE; FAIRBANKS POLICE DEPARTMENT; HAINES POLICE DEPARTMENT; HOMER POLICE DEPARTMENT; JUNEAU POLICE DEPARTMENT; KENAI POLICE DEPARTMENT; KETCHIKAN POLICE DEPARTMENT; KODIAK POLICE DEPARTMENT; KOTZEBUE POLICE DEPARTMENT; NOME POLICE DEPARTMENT; NORTH POLE POLICE DEPARTMENT; NORTH SLOPE BUROUGH POLICE DEPARTMENT; PALMER POLICE DEPARTMENT; PETERSBURG POLICE DEPARTMENT; SEWARD POLICE DEPARTMENT; SITKA POLICE DEPARTMENT; SKAGWAY POLICE DEPARTMENT; SOLDOTNA POLICE DEPARTMENT; UNALASKA POLICE DEPARTMENT; UNIVERSITY OF ALASKA ANCHORAGE; UNIVERSITY OF ALASKA FAIRBANKS; VALDEZ POLICE DEPARTMENT; WASILLA POLICE DEPARTMENT; WRANGELL POLICE DEPARTMENT

Classification of Offenses	Actual Offenses	Value of Property	Type of Property	Stolen	Recovered
MURDER AND NONNEGLIGENT MANSLAUGHTER	42	25	Currency, Notes, Etc.	1,786,656	242,297
RAPE	1,115	3,421	Jewelry and Precious Metals	1,061,877	107,409
ROBBERY - HIGHWAY (streets, alleys, etc.)	174	127,548	Clothing and Furs	909,276	59,241
COMMERCIAL HOUSE (except c, d, and f)	121	155,092	Locally Stolen Motor Vehicles	16,383,591	13,552,213
GAS OR SERVICE STATION	22	13,702	Office Equipment	958,771	135,876
CONVENIENCE STORE	35	4,663	Televisions, Radios, Stereos, Etc.	432,951	26,764
RESIDENCE	107	74,487	Firearms	492,400	62,086
BANK	6	1,213	Household Goods	312,735	27,209
MISCELLANEOUS	113	38,580	Consumable Goods	405,216	43,903
TOTAL ROBBERY	578	415,285	Livestock	1,403	201
BURGLARY - BREAKING OR ENTERING - RESIDENCE (dwelling) NIGHT (6 p.m. - 6 a.m.)	487	1,266,163	Miscellaneous	7,412,293	1,271,259
DAY (6 a.m. - 6 p.m.)	443	818,185	TOTAL	30,157,169	15,528,458
UNKNOWN	348	1,159,205			
NON-RESIDENCE (store, office, etc.) NIGHT (6 p.m. - 6 a.m.)	524	811,822			
DAY (6 a.m. - 6 p.m.)	349	599,730			
UNKNOWN	219	679,960			
TOTAL BURGLARY	2,370	5,335,065			
LARCENY - THEFT (Except Motor Vehicle Theft) - \$200 AND OVER	4,737	8,285,104			
\$50 TO \$199	1,778	187,086			
UNDER \$50	3,005	34,387			
TOTAL LARCENY (Same as Item 6x)	9,520	8,506,577			
MOTOR VEHICLE THEFT (Include Alleged Joy Ride)	1,780	15,896,908			
GRAND TOTAL - ALL ITEMS		30,157,281			

Grand Totals for 'Property Stolen by Type and Value' and 'Property Stolen by Classification' may not match due to NIBRS conversion specification set by the FBI.



SRS Summary Report

Beginning Date: 01/01/2021

Ending Date: 12/31/2021

Classification of Offenses	Actual Offenses	Value of Property
ADDITIONAL ANALYSIS OF LARCENY AND MOTOR VEHICLE THEFT - 6x. NATURE OF LARCENIES UNDER ITEM 6 (POCKET-PICKING)	34	11,706
PURSE-SNATCHING	14	13,997
SHOPLIFTING	2,362	615,976
FROM MOTOR VEHICLES (except e)	2,166	2,035,073
MOTOR VEHICLE PARTS AND ACCESSORIES	813	855,635
BICYCLES	452	353,586
FROM BUILDING (except c and h)	1,446	1,553,061
FROM ANY COIN-OPERATED MACHINES (parking meters,etc.)	13	6,706
ALL OTHER	2,220	3,060,837
TOTAL LARCENIES (Same as Item 6)	9,520	8,506,577
MOTOR VEHICLES RECOVERED (STOLEN LOCALLY AND RECOVERED LOCALLY)	977	
STOLEN LOCALLY AND RECOVERED BY OTHER JURISDICTIONS	47	
TOTAL LOCALLY STOLEN MOTOR VEHICLES RECOVERED	1,433	
STOLEN IN OTHER JURISDICTIONS AND RECOVERED LOCALLY	29	

Grand Totals for 'Property Stolen by Type and Value' and 'Property Stolen by Classification' may not match due to NIBRS conversion specification set by the FBI.



SRS Summary Report

Beginning Date: 01/01/2021

Ending Date: 12/31/2021

Law Enforcement Officers Killed or Assaulted

Agency: ALASKA STATE TROOPERS; ANCHORAGE POLICE DEPARTMENT; BETHEL POLICE DEPARTMENT; BRISTOL BAY POLICE DEPARTMENT; CORDOVA POLICE DEPARTMENT; CRAIG POLICE DEPARTMENT; DILLINGHAM POLICE DEPARTMENT; FAIRBANKS AIRPORT POLICE; FAIRBANKS POLICE DEPARTMENT; HAINES POLICE DEPARTMENT; HOMER POLICE DEPARTMENT; JUNEAU POLICE DEPARTMENT; KENAI POLICE DEPARTMENT; KETCHIKAN POLICE DEPARTMENT; KODIAK POLICE DEPARTMENT; KOTZEBUE POLICE DEPARTMENT; NOME POLICE DEPARTMENT; NORTH POLE POLICE DEPARTMENT; NORTH SLOPE BOROUGH POLICE DEPARTMENT; PALMER POLICE DEPARTMENT; PETERSBURG POLICE DEPARTMENT; SEWARD POLICE DEPARTMENT; SITKA POLICE DEPARTMENT; SKAGWAY POLICE DEPARTMENT; SOLDOTNA POLICE DEPARTMENT; UNALASKA POLICE DEPARTMENT; UNIVERSITY OF ALASKA ANCHORAGE; UNIVERSITY OF ALASKA FAIRBANKS; VALDEZ POLICE DEPARTMENT; WASILLA POLICE DEPARTMENT; WRANGELL POLICE DEPARTMENT

Police Officers Killed Feloniously	Police Officers Killed Accidentally
0	0

Type of Activity	Total Assaults by Weapon	Firearm	Knife or Other Cutting Instrum.	Other Dangerous Weapon	Hands Fists Feet etc.	Two Man Vehicle	One-Man Vehicle		Detective or Special Assign		Other		Police Assaults Cleared
							Alone	Assisted	Alone	Assisted	Alone	Assisted	
Responding to disturbance call (family quarrels, person with firearm, etc.)	250	4	6	22	218	15	34	193	1	4	1	2	230
Burglaries in progress or pursuing burglary suspects	7	0	0	0	7	0	0	7	0	0	0	0	7
Robberies in progress or pursuing robbery suspects	6	0	0	0	6	0	1	5	0	0	0	0	6
Attempting other arrests	207	16	16	9	166	17	19	163	0	6	0	2	201
Civil disorder (riot, mass disobedience, etc.)	0	0	0	0	0	0	0	0	0	0	0	0	0
Handling, transporting, custody of prisoners	61	0	0	1	60	4	11	43	0	0	1	2	58
Investigating suspicious persons or circumstances	64	0	2	8	54	4	15	45	0	0	0	0	61
Ambush - no warning	2	0	0	0	2	1	1	0	0	0	0	0	2
Handling persons with mental illness	75	0	4	0	71	5	6	64	0	0	0	0	71
Traffic pursuits and stops	85	6	2	47	30	2	20	59	1	3	0	0	78



SRS Summary Report

Beginning Date: 01/01/2021

Ending Date: 12/31/2021

Type of Activity	Total Assaults by Weapon	Firearm	Knife or Other Cutting Instrum.	Other Dangerous Weapon	Hands Fists Feet etc.	Two Man Vehicle	One-Man Vehicle		Detective or Special Assign		Other		Police Assaults Cleared
							Alone	Assisted	Alone	Assisted	Alone	Assisted	
All other	41	4	1	6	30	4	7	26	0	0	2	2	39
TOTAL	798	30	31	93	644	52	114	605	2	13	4	8	753
Number with personal injury	192	2	3	11	176	0	0	0	0	0	0	0	0
Number without personal injury	606	28	28	82	468	0	0	0	0	0	0	0	0

Time of assaults	12:01 - 2:00	2:01 - 4:00	4:01 - 6:00	6:01 - 8:00	8:01 - 10:00	10:01 - 12:00
Time of Assault AM	151	59	60	14	27	39
PM	58	75	61	83	88	83



Arrestee Summary Report

Beginning Date: 01/01/2021

Ending Date: 12/31/2021

Arrests by Age/Sex/Race

Agency: ALASKA STATE TROOPERS; ANCHORAGE POLICE DEPARTMENT; BETHEL POLICE DEPARTMENT; BRISTOL BAY POLICE DEPARTMENT; CORDOVA POLICE DEPARTMENT; CRAIG POLICE DEPARTMENT; DILLINGHAM POLICE DEPARTMENT; FAIRBANKS AIRPORT POLICE; FAIRBANKS POLICE DEPARTMENT; HAINES POLICE DEPARTMENT; HOMER POLICE DEPARTMENT; JUNEAU POLICE DEPARTMENT; KENAI POLICE DEPARTMENT; KETCHIKAN POLICE DEPARTMENT; KODIAK POLICE DEPARTMENT; KOTZEBUE POLICE DEPARTMENT; NOME POLICE DEPARTMENT; NORTH POLE POLICE DEPARTMENT; NORTH SLOPE BUROUGH POLICE DEPARTMENT; PALMER POLICE DEPARTMENT; PETERSBURG POLICE DEPARTMENT; SEWARD POLICE DEPARTMENT; SITKA POLICE DEPARTMENT; SKAGWAY POLICE DEPARTMENT; SOLDOTNA POLICE DEPARTMENT; UNALASKA POLICE DEPARTMENT; UNIVERSITY OF ALASKA ANCHORAGE; UNIVERSITY OF ALASKA FAIRBANKS; VALDEZ POLICE DEPARTMENT; WASILLA POLICE DEPARTMENT; WRANGELL POLICE DEPARTMENT

Offense: All

Classification of Offenses	Sex	Under 10	10-12	13-14	15	16	17	18	19	20	21	22	23	24	25-29	30-34	35-39	40-44	45-49	50-54	55-59	60-64	65 and Over	Total	White	Black	American Indian / Alaskan Native	Asian	Native Hawaiian / Other Pacific Islander
Murder and Nonnegligent Manslaughter	Male	0	0	0	0	0	0	0	1	1	1	0	1	0	5	3	6	3	2	1	1	0	0	25	14	3	10	0	0
	Female	0	0	0	0	0	0	0	0	0	0	0	0	0	1	1	0	0	0	0	0	0	0	2					
Manslaughter by Negligence	Male	0	0	0	0	0	0	0	0	0	0	0	0	0	0	1	0	2	0	0	0	0	0	3	2	0	1	0	0
	Female	0	0	0	0	0	0	0	0	0	0	0	0	0	0	0	0	0	0	0	0	0	0	0					
Rape	Male	0	6	10	2	9	5	3	3	5	7	6	3	3	16	19	14	11	6	6	1	3	0	138	43	11	81	5	0
	Female	0	0	0	0	0	0	0	0	0	1	1	0	0	0	0	1	0	0	0	0	0	0	3					
Robbery	Male	0	2	4	2	3	4	1	3	2	3	5	2	5	47	32	34	12	9	6	5	2	0	183	95	31	87	14	1
	Female	0	0	4	0	0	0	0	0	0	2	2	1	0	9	7	11	5	3	1	0	0	0	45					
Aggravated Assault (Return A - 4a-d)	Male	1	11	27	10	19	17	21	24	25	39	34	35	43	217	251	201	146	86	74	74	28	22	1,405	738	196	799	101	10
	Female	0	13	10	8	7	4	4	11	10	9	12	10	12	73	73	68	39	30	21	16	7	4	441					
Burglary - Breaking or Entering	Male	0	4	32	4	5	5	9	6	5	9	7	7	11	48	77	75	40	13	16	5	4	2	384	267	48	153	19	0
	Female	0	2	8	1	1	1	0	1	3	2	3	0	0	24	22	25	6	4	2	2	0	1	108					
Larceny-Theft (Except Motor Vehicle Theft)	Male	0	6	24	6	10	1	10	7	7	10	9	15	21	129	145	125	100	52	37	19	11	4	748	672	80	348	41	1
	Female	0	5	7	6	2	4	12	3	9	5	6	12	15	83	71	77	31	19	16	17	2	0	402					
Motor Vehicle Theft	Male	0	2	5	4	4	4	1	6	6	8	9	6	7	38	39	32	14	11	9	8	1	0	214	155	28	109	20	0
	Female	0	0	4	1	1	0	2	6	1	7	6	4	1	26	17	8	10	3	1	2	0	0	100					
Other Assaults (Return A - 4e)	Male	2	26	34	31	29	26	38	45	52	73	69	83	76	405	443	421	290	169	144	133	94	55	2,738	1,445	288	2,103	171	15
	Female	0	19	43	25	38	25	22	34	35	48	31	45	30	209	207	182	102	73	54	52	22	19	1,315					
Arson	Male	0	0	2	1	0	1	0	0	0	1	0	0	1	0	3	5	3	0	1	0	2	0	20	14	1	17	0	0
	Female	0	0	0	0	0	0	0	0	0	1	0	0	1	1	1	4	2	0	1	1	0	0	12					
Forgery and Counterfeiting	Male	0	0	0	0	0	0	0	0	0	1	0	1	0	6	1	3	1	4	1	0	0	1	19	21	3	9	3	0
	Female	0	0	1	0	0	0	0	1	0	0	0	1	0	2	2	0	6	2	2	0	0	0	17					
Fraud	Male	0	0	1	1	0	0	1	1	0	1	0	4	0	5	9	11	4	1	3	5	0	3	50	50	16	30	3	0
	Female	0	0	0	0	0	0	0	1	0	1	1	0	2	8	9	10	7	3	3	2	0	2	49					
Embezzlement	Male	0	0	0	0	2	1	5	1	1	1	2	1	0	1	1	0	3	0	1	0	0	0	20	16	2	2	8	0
	Female	0	0	0	0	0	0	0	0	0	1	1	0	0	1	4	0	0	0	0	1	0	0	8					
Stolen Property; Buying, Receiving, Possessing	Male	0	0	0	0	0	1	0	1	0	0	1	1	0	7	8	7	6	1	0	2	0	1	36	22	10	8	5	0
	Female	0	0	0	0	0	0	0	0	0	1	0	0	0	3	5	0	0	0	0	0	0	0	9					
Vandalism	Male	3	16	32	17	16	11	18	24	18	14	23	18	9	136	121	91	73	34	13	21	15	6	729	450	99	436	49	3
	Female	0	2	14	3	8	9	5	9	16	8	13	7	12	52	35	52	35	14	12	8	1	3	318					
Weapons; Carrying, Possessing, etc.	Male	0	1	2	1	4	5	7	3	11	10	9	8	5	40	34	33	23	9	12	10	4	2	233	157	37	57	13	0
	Female	0	1	0	1	0	1	0	0	0	0	0	1	2	3	8	8	6	0	1	1	0	0	33					
Prostitution and Commercialized Vice	Male	0	0	0	0	0	0	0	0	0	0	0	0	0	0	0	0	0	0	0	0	0	0	0	0	0	0	0	0
	Female	0	0	0	0	0	0	0	0	0	0	0	0	0	0	0	0	0	0	0	0	0	0	0	0	0	0	0	0



Arrestee Summary Report

Beginning Date: 01/01/2021

Ending Date: 12/31/2021

Classification of Offenses	Sex	Under 10	10-12	13-14	15	16	17	18	19	20	21	22	23	24	25-29	30-34	35-39	40-44	45-49	50-54	55-59	60-64	65 and Over	Total	White	Black	American Indian / Alaskan Native	Asian	Native Hawaiian / Other Pacific Islander
Prostitution	Male	0	0	0	0	0	0	0	0	0	0	0	0	0	0	0	0	0	0	0	0	0	0	0	0	0	0	0	
	Female	0	0	0	0	0	0	0	0	0	0	0	0	0	0	0	0	0	0	0	0	0	0	0	0	0	0	0	0
Assisting or Promoting Prostitution	Male	0	0	0	0	0	0	0	0	0	0	0	0	0	0	0	0	0	0	0	0	0	0	0	0	0	0	0	
	Female	0	0	0	0	0	0	0	0	0	0	0	0	0	0	0	0	0	0	0	0	0	0	0	0	0	0	0	0
Purchasing Prostitution	Male	0	0	0	0	0	0	0	0	0	0	0	0	0	0	0	0	0	0	0	0	0	0	0	0	0	0	0	
	Female	0	0	0	0	0	0	0	0	0	0	0	0	0	0	0	0	0	0	0	0	0	0	0	0	0	0	0	0
Sex Offenses (Except Rape and Prostitution)	Male	0	4	7	3	0	1	1	3	2	0	3	2	2	19	22	41	28	15	17	17	13	17	217	59	21	134	5	0
	Female	0	0	0	0	0	0	0	0	0	0	0	0	0	0	2	2	0	0	0	0	0	0	4					
Drug Abuse Violations - Grand Total	Male	0	2	8	14	11	6	9	8	14	10	9	9	14	80	125	105	64	42	28	33	10	6	607	539	70	235	47	0
	Female	0	1	14	4	9	7	6	11	5	6	3	6	12	53	51	47	21	15	9	5	5	0	290					
(1) Sale/Manufacturing - Subtotal	Male	0	2	2	3	1	4	2	1	1	2	3	1	2	11	21	24	11	11	6	13	3	1	125	108	17	46	16	0
	Female	0	1	4	0	0	2	0	0	0	0	1	0	2	15	10	9	6	5	3	1	2	0	63					
18a - Opium/Cocaine	Male	0	1	1	0	0	0	0	0	1	1	1	0	1	6	14	10	6	6	1	4	3	1	57	61	7	20	4	0
	Female	0	0	1	0	0	0	0	0	0	0	1	0	2	1	10	7	6	3	2	1	0	2	0	36				
18b - Marijuana	Male	0	1	1	3	1	3	1	0	0	1	0	0	0	1	0	0	1	1	0	0	0	0	14	12	2	3	3	0
	Female	0	1	3	0	0	1	0	0	0	0	0	0	0	0	0	0	0	0	1	0	0	0	6					
18c - Synthetic Narcotics - Manufactured Narcotics Which Can Cause True Drug Addiction (Demerol, Methadones)	Male	0	0	0	0	0	0	0	0	0	0	0	0	1	0	2	2	1	1	0	2	0	0	9	5	1	3	3	0
	Female	0	0	0	0	0	0	0	0	0	0	0	0	0	1	1	0	0	0	0	1	0	0	3					
18d - Other - Dangerous Nonnarcotic Drugs (Barbiturates, Benzadrine)	Male	0	0	0	0	0	1	1	1	0	0	2	1	0	4	5	12	3	3	5	7	0	0	45	30	7	20	6	0
	Female	0	0	0	0	0	1	0	0	0	0	0	0	0	4	3	3	3	2	1	1	0	0	18					
(2) Possession - Subtotal	Male	0	0	6	11	10	2	7	7	13	8	6	8	12	69	104	81	53	31	22	20	7	5	482	431	53	189	31	0
	Female	0	0	10	4	9	5	6	11	5	5	3	4	10	38	41	38	15	10	6	4	3	0	227					
18e - Opium or Cocaine and Their Derivatives (Morphine, Heroin, Codeine)	Male	0	0	0	0	0	0	1	0	1	4	2	3	2	23	41	27	18	13	7	2	1	1	146	166	16	49	6	0
	Female	0	0	0	0	0	0	2	6	2	1	2	1	6	19	21	17	6	1	2	3	2	0	91					
18f - Marijuana	Male	0	0	5	10	10	1	6	7	6	0	0	1	2	0	0	6	2	2	1	2	1	1	63	46	10	33	5	0
	Female	0	0	9	3	6	5	2	4	2	0	0	0	0	1	0	0	0	1	1	0	0	0	34					
18g - Synthetic Narcotics - Manufactured Narcotics Which Can Cause True Drug Addiction (Demerol, Methadones)	Male	0	0	0	0	0	0	0	0	1	0	1	0	1	2	6	1	0	2	0	0	1	0	15	17	0	7	0	0
	Female	0	0	0	0	0	0	0	0	0	0	0	0	0	1	2	1	2	0	3	0	0	0	9					
18h - Other - Dangerous Nonnarcotic Drugs	Male	0	0	1	1	0	1	0	0	5	4	3	4	7	44	57	47	33	14	14	16	4	3	258	202	27	100	20	0
	Female	0	0	1	1	3	0	2	1	1	4	1	3	3	16	19	19	9	5	3	1	1	0	93					
Gambling - Total	Male	0	0	0	0	0	0	0	0	0	0	0	0	0	0	0	0	0	0	0	0	0	0	0	0	0	0	0	0



Arrestee Summary Report

Beginning Date: 01/01/2021

Ending Date: 12/31/2021

Classification of Offenses	Sex	Under 10	10-12	13-14	15	16	17	18	19	20	21	22	23	24	25-29	30-34	35-39	40-44	45-49	50-54	55-59	60-64	65 and Over	Total	White	Black	American Indian / Alaskan Native	Asian	Native Hawaiian / Other Pacific Islander
Gambling - Total	Female	0	0	0	0	0	0	0	0	0	0	0	0	0	0	0	0	0	0	0	0	0	0	0					
Bookmaking (Horse and Sport Book)	Male	0	0	0	0	0	0	0	0	0	0	0	0	0	0	0	0	0	0	0	0	0	0	0	0	0	0	0	0
	Female	0	0	0	0	0	0	0	0	0	0	0	0	0	0	0	0	0	0	0	0	0	0	0	0				
Numbers and Lottery	Male	0	0	0	0	0	0	0	0	0	0	0	0	0	0	0	0	0	0	0	0	0	0	0	0	0	0	0	0
	Female	0	0	0	0	0	0	0	0	0	0	0	0	0	0	0	0	0	0	0	0	0	0	0	0				
All Other Gambling	Male	0	0	0	0	0	0	0	0	0	0	0	0	0	0	0	0	0	0	0	0	0	0	0	0	0	0	0	0
	Female	0	0	0	0	0	0	0	0	0	0	0	0	0	0	0	0	0	0	0	0	0	0	0	0				
Offenses Against The Family and Children	Male	0	0	0	0	0	0	0	0	0	0	0	0	0	8	11	8	7	3	2	1	0	0	40	30	8	79	2	0
	Female	0	0	0	0	0	0	0	2	1	2	1	4	5	19	19	18	2	5	1	2	0	0	81					
Driving Under The Influence	Male	0	0	1	0	3	21	24	47	42	69	82	91	70	405	332	275	184	141	131	112	103	74	2,207	1,906	220	838	135	16
	Female	0	0	1	1	1	2	11	19	19	21	39	31	32	160	183	141	81	65	53	45	24	17	946					
Liquor Laws	Male	0	0	3	4	5	6	8	13	4	4	4	2	1	8	14	8	7	2	10	19	11	4	137	53	3	159	0	3
	Female	0	0	6	2	0	2	4	8	4	0	0	2	0	12	13	3	0	11	6	4	4	2	83					
Drunkenness	Male	0	0	0	0	1	1	0	0	3	0	0	0	0	0	4	8	1	2	1	0	2	0	23	4	2	40	0	0
	Female	0	0	0	0	0	0	1	0	0	1	0	3	1	3	5	4	4	0	1	1	1	0	25					
Disorderly Conduct	Male	0	2	0	0	2	0	2	8	12	4	12	6	8	53	66	71	63	25	22	27	16	13	412	198	20	377	15	4
	Female	0	0	4	0	0	1	4	4	5	14	3	3	3	29	45	41	24	8	12	12	5	2	219					
Vagrancy	Male	0	0	0	0	0	0	0	0	0	0	0	0	0	1	0	0	0	0	0	0	0	0	1	0	0	1	0	0
	Female	0	0	0	0	0	0	0	0	0	0	0	0	0	0	0	0	0	0	0	0	0	0	0					
All Other Offenses (Except Traffic)	Male	0	5	11	5	16	26	56	86	86	116	104	114	134	809	956	908	641	461	380	361	265	257	5,797	4,057	467	2,814	294	32
	Female	0	2	4	5	7	10	22	37	38	58	44	62	55	353	377	343	227	95	121	98	37	50	2,045					
Suspicion	Male	0	0	0	0	0	0	0	0	0	0	0	0	0	0	0	0	0	0	0	0	0	0	0	0	0	0	0	0
	Female	0	0	0	0	0	0	0	0	0	0	0	0	0	0	0	0	0	0	0	0	0	0	0					
Curfew and Loitering Law Violations	Male	0	0	0	0	0	0																	0	0	0	0	0	0
	Female	0	0	0	0	0	0																	0					
Runaway	Male	0	0	0	0	0	0																	0	0	0	0	0	0
	Female	0	0	0	0	0	0																	0					
Human Trafficking/Commercial Sex Acts	Male	0	0	0	0	0	0	0	0	0	0	0	0	0	0	1	0	0	0	0	0	0	0	1	0	0	1	0	0
	Female	0	0	0	0	0	0	0	0	0	0	0	0	0	0	0	0	0	0	0	0	0	0	0					
Human Trafficking/Involuntary Servitude	Male	0	0	0	0	0	0	0	0	0	0	0	0	0	0	0	0	0	0	0	0	0	0	0	0	0	0	0	0
	Female	0	0	0	0	0	0	0	0	0	0	0	0	0	0	0	0	0	0	0	0	0	0	0					
SUB TOTAL	Male	6	87	203	105	139	142	214	290	296	381	388	409	410	2,483	2,718	2,482	1,726	1,088	915	854	584	467	16,387					
	Female	0	45	120	57	74	66	93	147	148	188	165	191	183	1,124	1,157	1,045	608	350	317	269	108	100	6,555					
TOTAL		6	132	323	162	213	208	307	437	444	569	553	600	593	3,607	3,875	3,527	2,334	1,438	1,232	1,123	692	567	22,942	11,007	1,664	8,928	950	85



SRS Summary Report

Beginning Date: 01/01/2021

Ending Date: 12/31/2021

Return of Arson Offenses

Agency: ALASKA STATE TROOPERS; ANCHORAGE POLICE DEPARTMENT; BETHEL POLICE DEPARTMENT; BRISTOL BAY POLICE DEPARTMENT; CORDOVA POLICE DEPARTMENT; CRAIG POLICE DEPARTMENT; DILLINGHAM POLICE DEPARTMENT; FAIRBANKS AIRPORT POLICE; FAIRBANKS POLICE DEPARTMENT; HAINES POLICE DEPARTMENT; HOMER POLICE DEPARTMENT; JUNEAU POLICE DEPARTMENT; KENAI POLICE DEPARTMENT; KETCHIKAN POLICE DEPARTMENT; KODIAK POLICE DEPARTMENT; KOTZEBUE POLICE DEPARTMENT; NOME POLICE DEPARTMENT; NORTH POLE POLICE DEPARTMENT; NORTH SLOPE BROUGH POLICE DEPARTMENT; PALMER POLICE DEPARTMENT; PETERSBURG POLICE DEPARTMENT; SEWARD POLICE DEPARTMENT; SITKA POLICE DEPARTMENT; SKAGWAY POLICE DEPARTMENT; SOLDOTNA POLICE DEPARTMENT; UNALASKA POLICE DEPARTMENT; UNIVERSITY OF ALASKA ANCHORAGE; UNIVERSITY OF ALASKA FAIRBANKS; VALDEZ POLICE DEPARTMENT; WASILLA POLICE DEPARTMENT; WRANGELL POLICE DEPARTMENT

Property Classification	Offenses Reported	Unfounded	Actual Offenses	Offenses Cleared	Clearances Involving Under 18	Offenses-Uninhabited Structures	Est. Value of Property Damage
A. Single Occupancy Residential: Houses, Townhouses, Duplexes, etc.	25	0	25	16	5	1	1,656,291
B. Other Residential: Apartments, Tenements, Flats, Hotels, Motels, Inns, Dormitories, Boarding Houses, etc.	16	0	16	9	0	0	3,575,010
C. Storage: Barns, Garages, Warehouses, etc.	6	0	6	3	1	5	159,761
D. Industrial/Manufacturing	0	0	0	0	0	0	0
E. Other Commercial: Stores, Restaurants, Offices, etc.	12	0	12	7	2	4	72,613
F. Community/Public: Churches, Jails, Schools, Colleges, Hospitals, etc.	5	0	5	3	3	1	15,397
G. All Other Structure: Out Buildings, Monuments, Buildings Under Construction, etc.	11	0	11	4	1	0	185,977
TOTAL STRUCTURE	75	0	75	42	12	11	5,665,049
H. Motor Vehicles: Automobiles, Trucks, Buses, Motorcycles, etc.: UCR Definition	41	2	39	8	0	0	211,031
I. Other Mobile Property: Trailers, Recreational Vehicles, Airplanes, Boats, etc.	5	1	4	2	1	0	38,288



SRS Summary Report

Beginning Date: 01/01/2021

Ending Date: 12/31/2021

Property Classification	Offenses Reported	Unfounded	Actual Offenses	Offenses Cleared	Clearances Involving Under 18	Offenses-Uninhabited Structures	Est. Value of Property Damage
TOTAL MOBILE	46	3	43	10	1	0	249,319
J. TOTAL OTHER Crops, Timber, Fences, Signs, etc.	27	0	27	7	2	0	15,495
GRAND TOTAL	150	3	147	61	15	11	5,929,863



Beginning Date: 01/01/2021

Ending Date: 12/31/2021

Human Trafficking By Agency

Agency: All

Human Trafficking Classification	Offenses Reported	Unfounded	Number of Actual Offenses	Total Offenses Cleared by Arrest or Exceptional	Number of Clearances Involving Only
Commercial Sex Acts	12	0	12	0	0
Involuntary Servitude	0	0	0	0	0
Grand Total	12	0	12	0	0



SRS Summary Report

Beginning Date: 01/01/2021

Ending Date: 01/31/2021

Return A

Agency: ALASKA STATE TROOPERS; ANCHORAGE POLICE DEPARTMENT; BETHEL POLICE DEPARTMENT; BRISTOL BAY POLICE DEPARTMENT; CORDOVA POLICE DEPARTMENT; CRAIG POLICE DEPARTMENT; DILLINGHAM POLICE DEPARTMENT; FAIRBANKS AIRPORT POLICE; FAIRBANKS POLICE DEPARTMENT; HAINES POLICE DEPARTMENT; HOMER POLICE DEPARTMENT; JUNEAU POLICE DEPARTMENT; KENAI POLICE DEPARTMENT; KETCHIKAN POLICE DEPARTMENT; KODIAK POLICE DEPARTMENT; KOTZEBUE POLICE DEPARTMENT; NOME POLICE DEPARTMENT; NORTH POLE POLICE DEPARTMENT; NORTH SLOPE BUROUGH POLICE DEPARTMENT; PALMER POLICE DEPARTMENT; PETERSBURG POLICE DEPARTMENT; SEWARD POLICE DEPARTMENT; SITKA POLICE DEPARTMENT; SKAGWAY POLICE DEPARTMENT; SOLDOTNA POLICE DEPARTMENT; UNALASKA POLICE DEPARTMENT; UNIVERSITY OF ALASKA ANCHORAGE; UNIVERSITY OF ALASKA FAIRBANKS; VALDEZ POLICE DEPARTMENT; WASILLA POLICE DEPARTMENT; WRANGELL POLICE DEPARTMENT

Classification of Offenses	Offenses Reported	Unfounded	Actual Offenses	Tot. Offenses Cleared	Clearances Involving Persons Under 18 Yr. of Age
Murder/NonNegligent Homicide(Total)	9	0	9	6	0
Manslaughter by Negligence(Total)	0	0	0	0	0
Rape(Total)	83	0	83	4	0
Rape	76	0	76	4	0
Attempted Rape	7	0	7	0	0
Robbery(Total)	48	0	48	20	1
Robbery - Firearm	12	0	12	2	1
Robbery - Knife or Cutting Instrument	4	0	4	4	0
Robbery - Other Dangerous Weapon	11	0	11	2	0
Robbery - StrongArm(Hands,Fists,Feet,etc)	21	0	21	12	0
Assault(Total)	1015	4	1011	655	46
Assault - Firearm	57	0	57	39	3
Assault - Knife or Cutting Instrument	45	0	45	30	2
Assault - Other Dangerous Weapon	107	0	107	70	7
Assault - StrongArm(Hands,Fists,Feet,etc)	71	0	71	44	2
Assault - Other(Simple, Not Aggravated)	735	4	731	472	32
Burglary(Total)	244	0	244	55	1
Burglary - Forcible Entry	143	0	143	25	1
Burglary - Unlawful Entry(No Force)	83	0	83	29	0
Burglary - Attempted Forcible Entry	18	0	18	1	0
Larceny(Total) - Theft(Excluding Motor Vehicles)	850	5	845	115	1
Motor Vehicle Theft(Total)	185	5	180	42	1
Motor Vehicle Theft - Autos	122	4	118	29	0
Motor Vehicle Theft - Trucks and Buses	47	1	46	12	1
Motor Vehicle Theft - Other Vehicles	16	0	16	1	0
Grand Total	2434	14	2420	897	50



SRS Summary Report

Beginning Date: 01/01/2021

Ending Date: 01/31/2021

Supplement Return A

Agency: ALASKA STATE TROOPERS; ANCHORAGE POLICE DEPARTMENT; BETHEL POLICE DEPARTMENT; BRISTOL BAY POLICE DEPARTMENT; CORDOVA POLICE DEPARTMENT; CRAIG POLICE DEPARTMENT; DILLINGHAM POLICE DEPARTMENT; FAIRBANKS AIRPORT POLICE; FAIRBANKS POLICE DEPARTMENT; HAINES POLICE DEPARTMENT; HOMER POLICE DEPARTMENT; JUNEAU POLICE DEPARTMENT; KENAI POLICE DEPARTMENT; KETCHIKAN POLICE DEPARTMENT; KODIAK POLICE DEPARTMENT; KOTZEBUE POLICE DEPARTMENT; NOME POLICE DEPARTMENT; NORTH POLE POLICE DEPARTMENT; NORTH SLOPE BUROUGH POLICE DEPARTMENT; PALMER POLICE DEPARTMENT; PETERSBURG POLICE DEPARTMENT; SEWARD POLICE DEPARTMENT; SITKA POLICE DEPARTMENT; SKAGWAY POLICE DEPARTMENT; SOLDOTNA POLICE DEPARTMENT; UNALASKA POLICE DEPARTMENT; UNIVERSITY OF ALASKA ANCHORAGE; UNIVERSITY OF ALASKA FAIRBANKS; VALDEZ POLICE DEPARTMENT; WASILLA POLICE DEPARTMENT; WRANGELL POLICE DEPARTMENT

Classification of Offenses	Actual Offenses	Value of Property
MURDER AND NONNEGLIGENT MANSLAUGHTER	9	25
RAPE	83	351
ROBBERY - HIGHWAY (streets, alleys, etc.)	11	8,390
COMMERCIAL HOUSE (except c, d, and f)	13	62,970
GAS OR SERVICE STATION	2	358
CONVENIENCE STORE	4	1,225
RESIDENCE	9	7,066
BANK	1	60
MISCELLANEOUS	8	344
TOTAL ROBBERY	48	80,413
BURGLARY - BREAKING OR ENTERING - RESIDENCE (dwelling) NIGHT (6 p.m. - 6 a.m.)	34	38,080
DAY (6 a.m. - 6 p.m.)	46	42,110
UNKNOWN	43	58,175
NON-RESIDENCE (store, office, etc.) NIGHT (6 p.m. - 6 a.m.)	68	33,548
DAY (6 a.m. - 6 p.m.)	33	68,713
UNKNOWN	20	85,826
TOTAL BURGLARY	244	326,452
LARCENY - THEFT (Except Motor Vehicle Theft) - \$200 AND OVER	370	541,176
\$50 TO \$199	168	17,820
UNDER \$50	307	3,741
TOTAL LARCENY (Same as Item 6x)	845	562,737
MOTOR VEHICLE THEFT (Include Alleged Joy Ride)	180	1,350,690
GRAND TOTAL - ALL ITEMS		2,320,668

Type of Property	Stolen	Recovered
Currency, Notes, Etc.	117,431	2,003
Jewelry and Precious Metals	119,535	40
Clothing and Furs	57,704	3,699
Locally Stolen Motor Vehicles	1,330,698	967,767
Office Equipment	72,824	6,064
Televisions, Radios, Stereos, Etc.	46,113	1,232
Firearms	23,507	4,843
Household Goods	20,073	1,388
Consumable Goods	50,612	2,372
Livestock	0	0
Miscellaneous	483,067	58,062
TOTAL	2,321,564	1,047,470

Grand Totals for 'Property Stolen by Type and Value' and 'Property Stolen by Classification' may not match due to NIBRS conversion specification set by the FBI.



SRS Summary Report

Beginning Date: 01/01/2021

Ending Date: 01/31/2021

Classification of Offenses	Actual Offenses	Value of Property
ADDITIONAL ANALYSIS OF LARCENY AND MOTOR VEHICLE THEFT - 6x. NATURE OF LARCENIES UNDER ITEM 6 (POCKET-PICKING)	3	1,025
PURSE-SNATCHING	0	0
SHOPLIFTING	262	54,178
FROM MOTOR VEHICLES (except e)	201	125,429
MOTOR VEHICLE PARTS AND ACCESSORIES	70	57,886
BICYCLES	11	7,116
FROM BUILDING (except c and h)	124	127,557
FROM ANY COIN-OPERATED MACHINES (parking meters,etc.)	2	96
ALL OTHER	172	189,450
TOTAL LARCENIES (Same as Item 6)	845	562,737
MOTOR VEHICLES RECOVERED (STOLEN LOCALLY AND RECOVERED LOCALLY)	95	
STOLEN LOCALLY AND RECOVERED BY OTHER JURISDICTIONS	6	
TOTAL LOCALLY STOLEN MOTOR VEHICLES RECOVERED	139	
STOLEN IN OTHER JURISDICTIONS AND RECOVERED LOCALLY	1	

Grand Totals for 'Property Stolen by Type and Value' and 'Property Stolen by Classification' may not match due to NIBRS conversion specification set by the FBI.



SRS Summary Report

Beginning Date: 01/01/2021

Ending Date: 01/31/2021

Law Enforcement Officers Killed or Assaulted

Agency: ALASKA STATE TROOPERS; ANCHORAGE POLICE DEPARTMENT; BETHEL POLICE DEPARTMENT; BRISTOL BAY POLICE DEPARTMENT; CORDOVA POLICE DEPARTMENT; CRAIG POLICE DEPARTMENT; DILLINGHAM POLICE DEPARTMENT; FAIRBANKS AIRPORT POLICE; FAIRBANKS POLICE DEPARTMENT; HAINES POLICE DEPARTMENT; HOMER POLICE DEPARTMENT; JUNEAU POLICE DEPARTMENT; KENAI POLICE DEPARTMENT; KETCHIKAN POLICE DEPARTMENT; KODIAK POLICE DEPARTMENT; KOTZEBUE POLICE DEPARTMENT; NOME POLICE DEPARTMENT; NORTH POLE POLICE DEPARTMENT; NORTH SLOPE BOROUGHS POLICE DEPARTMENT; PALMER POLICE DEPARTMENT; PETERSBURG POLICE DEPARTMENT; SEWARD POLICE DEPARTMENT; SITKA POLICE DEPARTMENT; SKAGWAY POLICE DEPARTMENT; SOLDOTNA POLICE DEPARTMENT; UNALASKA POLICE DEPARTMENT; UNIVERSITY OF ALASKA ANCHORAGE; UNIVERSITY OF ALASKA FAIRBANKS; VALDEZ POLICE DEPARTMENT; WASILLA POLICE DEPARTMENT; WRANGELL POLICE DEPARTMENT

Police Officers Killed Feloniously	Police Officers Killed Accidentally
0	0

Type of Activity	Total Assaults by Weapon	Firearm	Knife or Other Cutting Instrum.	Other Dangerous Weapon	Hands Fists Feet etc.	Two Man Vehicle	One-Man Vehicle		Detective or Special Assign		Other		Police Assaults Cleared
							Alone	Assisted	Alone	Assisted	Alone	Assisted	
Responding to disturbance call (family quarrels, person with firearm, etc.)	16	0	0	0	16	2	1	13	0	0	0	0	13
Burglaries in progress or pursuing burglary suspects	0	0	0	0	0	0	0	0	0	0	0	0	0
Robberies in progress or pursuing robbery suspects	1	0	0	0	1	0	1	0	0	0	0	0	1
Attempting other arrests	16	1	1	0	14	1	4	11	0	0	0	0	15
Civil disorder (riot, mass disobedience, etc.)	0	0	0	0	0	0	0	0	0	0	0	0	0
Handling, transporting, custody of prisoners	1	0	0	0	1	0	0	1	0	0	0	0	1
Investigating suspicious persons or circumstances	6	0	0	0	6	0	1	5	0	0	0	0	6
Ambush - no warning	0	0	0	0	0	0	0	0	0	0	0	0	0
Handling persons with mental illness	4	0	2	0	2	0	0	4	0	0	0	0	4
Traffic pursuits and stops	2	0	0	0	2	0	1	1	0	0	0	0	2



SRS Summary Report

Beginning Date: 01/01/2021

Ending Date: 01/31/2021

Type of Activity	Total Assaults by Weapon	Firearm	Knife or Other Cutting Instrum.	Other Dangerous Weapon	Hands Fists Feet etc.	Two Man Vehicle	One-Man Vehicle		Detective or Special Assign		Other		Police Assaults Cleared
							Alone	Assisted	Alone	Assisted	Alone	Assisted	
All other	1	0	0	0	1	0	0	1	0	0	0	0	1
TOTAL	47	1	3	0	43	3	8	36	0	0	0	0	43
Number with personal injury	9	0	0	0	9	0	0	0	0	0	0	0	0
Number without personal injury	38	1	3	0	34	0	0	0	0	0	0	0	0

Time of assaults	12:01 - 2:00	2:01 - 4:00	4:01 - 6:00	6:01 - 8:00	8:01 - 10:00	10:01 - 12:00
Time of Assault AM	10	7	2	1	1	1
PM	4	5	2	5	1	8



Arrestee Summary Report

Beginning Date: 01/01/2021

Ending Date: 01/31/2021

Arrests by Age/Sex/Race

Agency: ALASKA STATE TROOPERS; ANCHORAGE POLICE DEPARTMENT; BETHEL POLICE DEPARTMENT; BRISTOL BAY POLICE DEPARTMENT; CORDOVA POLICE DEPARTMENT; CRAIG POLICE DEPARTMENT; DILLINGHAM POLICE DEPARTMENT; FAIRBANKS AIRPORT POLICE; FAIRBANKS POLICE DEPARTMENT; HAINES POLICE DEPARTMENT; HOMER POLICE DEPARTMENT; JUNEAU POLICE DEPARTMENT; KENAI POLICE DEPARTMENT; KETCHIKAN POLICE DEPARTMENT; KODIAK POLICE DEPARTMENT; KOTZEBUE POLICE DEPARTMENT; NOME POLICE DEPARTMENT; NORTH POLE POLICE DEPARTMENT; NORTH SLOPE BUROUGH POLICE DEPARTMENT; PALMER POLICE DEPARTMENT; PETERSBURG POLICE DEPARTMENT; SEWARD POLICE DEPARTMENT; SITKA POLICE DEPARTMENT; SKAGWAY POLICE DEPARTMENT; SOLDOTNA POLICE DEPARTMENT; UNALASKA POLICE DEPARTMENT; UNIVERSITY OF ALASKA ANCHORAGE; UNIVERSITY OF ALASKA FAIRBANKS; VALDEZ POLICE DEPARTMENT; WASILLA POLICE DEPARTMENT; WRANGELL POLICE DEPARTMENT

Offense: All

Classification of Offenses	Sex	Under 10	10-12	13-14	15	16	17	18	19	20	21	22	23	24	25-29	30-34	35-39	40-44	45-49	50-54	55-59	60-64	65 and Over	Total	White	Black	American Indian / Alaskan Native	Asian	Native Hawaiian / Other Pacific Islander
Murder and Nonnegligent Manslaughter	Male	0	0	0	0	0	0	0	1	0	0	0	0	0	1	2	1	1	0	0	0	0	0	6	4	0	2	0	0
	Female	0	0	0	0	0	0	0	0	0	0	0	0	0	0	0	0	0	0	0	0	0	0	0	0	0	0	0	0
Manslaughter by Negligence	Male	0	0	0	0	0	0	0	0	0	0	0	0	0	0	0	0	1	0	0	0	0	0	1	0	0	1	0	0
	Female	0	0	0	0	0	0	0	0	0	0	0	0	0	0	0	0	0	0	0	0	0	0	0	0	0	0	0	0
Rape	Male	0	0	0	0	0	0	0	0	0	0	0	0	0	0	0	0	1	0	0	0	0	0	1	1	0	0	0	0
	Female	0	0	0	0	0	0	0	0	0	0	0	0	0	0	0	0	0	0	0	0	0	0	0	0	0	0	0	0
Robbery	Male	0	0	0	0	0	2	0	0	0	0	1	0	0	4	4	2	2	0	0	1	0	0	16	10	2	7	2	0
	Female	0	0	0	0	0	0	0	0	0	1	0	0	0	2	0	1	1	0	0	0	0	0	5	0	0	0	0	0
Aggravated Assault (Return A - 4a-d)	Male	0	0	0	1	1	1	1	3	1	2	1	3	4	16	22	16	12	5	4	4	1	2	100	64	15	49	9	1
	Female	0	2	0	1	1	1	0	0	1	0	0	0	1	12	7	5	3	3	1	0	0	0	38	0	0	0	0	0
Burglary - Breaking or Entering	Male	0	0	0	0	0	1	1	1	1	0	1	1	1	3	4	9	3	2	0	0	0	0	28	19	7	7	4	0
	Female	0	0	0	0	0	0	0	0	0	0	1	0	0	3	2	2	1	0	0	0	0	0	9	0	0	0	0	0
Larceny-Theft (Except Motor Vehicle Theft)	Male	0	0	0	1	0	0	1	0	0	2	3	0	2	16	6	7	5	3	3	2	0	0	51	54	5	31	0	0
	Female	0	0	0	0	0	0	2	0	1	0	1	3	0	5	4	13	6	0	0	4	0	0	39	0	0	0	0	0
Motor Vehicle Theft	Male	0	0	0	0	0	1	0	1	0	1	1	0	1	7	5	3	1	0	1	0	0	0	22	19	2	14	1	0
	Female	0	0	0	0	0	0	1	1	0	2	0	1	0	3	2	0	2	0	1	1	0	0	14	0	0	0	0	0
Other Assaults (Return A - 4e)	Male	0	2	4	3	2	4	2	4	4	4	6	10	7	31	43	36	29	8	20	10	2	5	236	139	23	180	7	0
	Female	0	4	2	1	3	4	1	4	1	2	6	5	2	16	22	15	13	4	3	3	2	2	115	0	0	0	0	0
Arson	Male	0	0	1	0	0	0	0	0	0	1	0	0	0	0	0	0	0	0	0	0	0	0	2	1	0	3	0	0
	Female	0	0	0	0	0	0	0	0	0	0	0	0	0	1	0	0	0	0	0	1	0	0	2	0	0	0	0	0
Forgery and Counterfeiting	Male	0	0	0	0	0	0	0	0	0	0	0	0	0	0	0	1	0	0	0	0	0	0	1	2	0	2	0	0
	Female	0	0	1	0	0	0	0	0	0	0	0	0	0	0	0	0	1	1	0	0	0	0	3	0	0	0	0	0
Fraud	Male	0	0	0	0	0	0	0	0	0	0	0	0	0	1	0	2	0	0	0	0	0	0	3	5	2	0	0	0
	Female	0	0	0	0	0	0	0	0	0	0	0	0	0	0	0	2	2	0	0	0	0	0	4	0	0	0	0	0
Embezzlement	Male	0	0	0	0	1	0	2	0	0	0	0	0	0	0	0	0	1	0	0	0	0	0	4	3	0	1	1	0
	Female	0	0	0	0	0	0	0	0	0	0	0	0	0	0	0	1	0	0	0	0	0	0	1	0	0	0	0	0
Stolen Property; Buying, Receiving, Possessing	Male	0	0	0	0	0	0	0	1	0	0	0	0	0	0	0	0	0	0	0	0	0	0	1	0	1	0	0	0
	Female	0	0	0	0	0	0	0	0	0	0	0	0	0	0	0	0	0	0	0	0	0	0	0	0	0	0	0	0
Vandalism	Male	0	1	3	0	1	1	1	0	1	2	2	0	0	11	11	4	3	2	0	0	1	0	44	26	8	30	3	0
	Female	0	0	1	0	0	1	0	1	2	0	1	0	1	5	1	5	4	0	1	0	0	0	23	0	0	0	0	0
Weapons; Carrying, Possessing, etc.	Male	0	0	0	0	0	0	0	0	3	0	1	1	0	4	2	0	0	4	1	0	0	0	16	12	1	4	2	0
	Female	0	0	0	0	0	0	0	0	0	0	0	0	0	0	1	2	0	0	0	0	0	0	3	0	0	0	0	0
Prostitution and Commercialized Vice	Male	0	0	0	0	0	0	0	0	0	0	0	0	0	0	0	0	0	0	0	0	0	0	0	0	0	0	0	0
	Female	0	0	0	0	0	0	0	0	0	0	0	0	0	0	0	0	0	0	0	0	0	0	0	0	0	0	0	0



Arrestee Summary Report

Beginning Date: 01/01/2021

Ending Date: 01/31/2021

Classification of Offenses	Sex	Under 10	10-12	13-14	15	16	17	18	19	20	21	22	23	24	25-29	30-34	35-39	40-44	45-49	50-54	55-59	60-64	65 and Over	Total	White	Black	American Indian / Alaskan Native	Asian	Native Hawaiian / Other Pacific Islander
Prostitution	Male	0	0	0	0	0	0	0	0	0	0	0	0	0	0	0	0	0	0	0	0	0	0	0	0	0	0	0	
	Female	0	0	0	0	0	0	0	0	0	0	0	0	0	0	0	0	0	0	0	0	0	0	0	0	0	0	0	0
Assisting or Promoting Prostitution	Male	0	0	0	0	0	0	0	0	0	0	0	0	0	0	0	0	0	0	0	0	0	0	0	0	0	0	0	
	Female	0	0	0	0	0	0	0	0	0	0	0	0	0	0	0	0	0	0	0	0	0	0	0	0	0	0	0	0
Purchasing Prostitution	Male	0	0	0	0	0	0	0	0	0	0	0	0	0	0	0	0	0	0	0	0	0	0	0	0	0	0	0	
	Female	0	0	0	0	0	0	0	0	0	0	0	0	0	0	0	0	0	0	0	0	0	0	0	0	0	0	0	0
Sex Offenses (Except Rape and Prostitution)	Male	0	1	0	1	0	0	0	0	0	0	0	1	0	0	0	5	3	3	2	0	1	0	17	5	0	12	0	0
	Female	0	0	0	0	0	0	0	0	0	0	0	0	0	0	0	0	0	0	0	0	0	0	0	0	0	0	0	0
Drug Abuse Violations - Grand Total	Male	0	0	1	0	0	1	0	1	1	1	1	2	0	8	6	5	6	4	1	0	0	0	38	40	2	11	3	0
	Female	0	0	0	0	0	0	0	0	0	0	0	0	1	2	7	4	1	1	0	0	2	0	18					
(1) Sale/Manufacturing - Subtotal	Male	0	0	0	0	0	0	0	0	0	0	1	0	0	2	1	2	1	0	0	0	0	0	7	7	0	1	0	0
	Female	0	0	0	0	0	0	0	0	0	0	0	0	0	0	1	0	0	0	0	0	0	0	1					
18a - Opium/Cocaine	Male	0	0	0	0	0	0	0	0	0	0	0	0	0	0	1	0	0	0	0	0	0	0	1	1	0	0	0	0
	Female	0	0	0	0	0	0	0	0	0	0	0	0	0	0	0	0	0	0	0	0	0	0	0	0	0	0	0	0
18b - Marijuana	Male	0	0	0	0	0	0	0	0	0	0	0	0	0	0	0	0	1	0	0	0	0	0	1	1	0	0	0	0
	Female	0	0	0	0	0	0	0	0	0	0	0	0	0	0	0	0	0	0	0	0	0	0	0	0	0	0	0	0
18c - Synthetic Narcotics - Manufactured Narcotics Which Can Cause True Drug Addiction (Demerol, Methadones)	Male	0	0	0	0	0	0	0	0	0	0	0	0	0	0	0	0	0	0	0	0	0	0	0	0	0	0	0	0
	Female	0	0	0	0	0	0	0	0	0	0	0	0	0	0	0	0	0	0	0	0	0	0	0	0	0	0	0	0
18d - Other - Dangerous Nonnarcotic Drugs (Barbiturates, Benzadrine)	Male	0	0	0	0	0	0	0	0	0	0	1	0	0	2	0	2	0	0	0	0	0	0	5	5	0	1	0	0
	Female	0	0	0	0	0	0	0	0	0	0	0	0	0	0	1	0	0	0	0	0	0	0	1					
(2) Possession - Subtotal	Male	0	0	1	0	0	1	0	1	1	1	0	2	0	6	5	3	5	4	1	0	0	0	31	33	2	10	3	0
	Female	0	0	0	0	0	0	0	0	0	0	0	0	1	2	6	4	1	1	0	0	2	0	17					
18e - Opium or Cocaine and Their Derivatives (Morphine, Heroin, Codeine)	Male	0	0	0	0	0	0	0	0	0	0	0	0	0	1	1	0	1	1	0	0	0	4	9	1	4	1	0	
	Female	0	0	0	0	0	0	0	0	0	0	0	0	0	1	6	3	0	0	0	0	1	0	11					
18f - Marijuana	Male	0	0	1	0	0	1	0	1	1	0	0	0	0	0	0	1	0	1	0	0	0	0	6	6	0	0	0	0
	Female	0	0	0	0	0	0	0	0	0	0	0	0	0	0	0	0	0	0	0	0	0	0	0	0	0	0	0	0
18g - Synthetic Narcotics - Manufactured Narcotics Which Can Cause True Drug Addiction (Demerol, Methadones)	Male	0	0	0	0	0	0	0	0	0	0	0	0	0	0	0	1	0	0	0	0	0	0	1	0	0	1	0	0
	Female	0	0	0	0	0	0	0	0	0	0	0	0	0	0	0	0	0	0	0	0	0	0	0	0	0	0	0	0
18h - Other - Dangerous Nonnarcotic Drugs	Male	0	0	0	0	0	0	0	0	0	1	0	2	0	5	4	1	4	2	1	0	0	0	20	18	1	5	2	0
	Female	0	0	0	0	0	0	0	0	0	0	0	0	1	1	0	1	1	1	0	0	1	0	6					
Gambling - Total	Male	0	0	0	0	0	0	0	0	0	0	0	0	0	0	0	0	0	0	0	0	0	0	0	0	0	0	0	0



Arrestee Summary Report

Beginning Date: 01/01/2021

Ending Date: 01/31/2021

Classification of Offenses	Sex	Under 10	10-12	13-14	15	16	17	18	19	20	21	22	23	24	25-29	30-34	35-39	40-44	45-49	50-54	55-59	60-64	65 and Over	Total	White	Black	American Indian / Alaskan Native	Asian	Native Hawaiian / Other Pacific Islander
Gambling - Total	Female	0	0	0	0	0	0	0	0	0	0	0	0	0	0	0	0	0	0	0	0	0	0	0					
Bookmaking (Horse and Sport Book)	Male	0	0	0	0	0	0	0	0	0	0	0	0	0	0	0	0	0	0	0	0	0	0	0	0	0	0	0	0
	Female	0	0	0	0	0	0	0	0	0	0	0	0	0	0	0	0	0	0	0	0	0	0	0	0				
Numbers and Lottery	Male	0	0	0	0	0	0	0	0	0	0	0	0	0	0	0	0	0	0	0	0	0	0	0	0	0	0	0	0
	Female	0	0	0	0	0	0	0	0	0	0	0	0	0	0	0	0	0	0	0	0	0	0	0	0				
All Other Gambling	Male	0	0	0	0	0	0	0	0	0	0	0	0	0	0	0	0	0	0	0	0	0	0	0	0	0	0	0	0
	Female	0	0	0	0	0	0	0	0	0	0	0	0	0	0	0	0	0	0	0	0	0	0	0	0				
Offenses Against The Family and Children	Male	0	0	0	0	0	0	0	0	0	0	0	0	0	0	0	0	0	0	0	1	0	0	0	1	2	2	2	0
	Female	0	0	0	0	0	0	0	0	0	0	0	0	0	1	1	2	1	0	0	0	0	0	0	5				
Driving Under The Influence	Male	0	0	0	0	0	1	2	4	5	7	7	9	10	37	28	20	15	10	13	12	5	6	191	169	23	71	4	0
	Female	0	0	0	0	0	0	1	1	0	1	5	0	1	18	19	12	7	2	5	3	4	1	80					
Liquor Laws	Male	0	0	0	0	0	0	0	1	0	1	0	0	0	0	0	1	0	0	1	0	0	0	4	2	1	3	0	0
	Female	0	0	0	0	0	0	0	0	0	0	0	0	0	0	1	1	0	0	0	0	0	0	2					
Drunkenness	Male	0	0	0	0	0	0	0	0	0	0	0	0	0	0	0	0	0	0	0	0	0	0	0	0	0	0	0	0
	Female	0	0	0	0	0	0	0	0	0	0	0	0	0	0	0	0	0	0	0	0	0	0	0	0				
Disorderly Conduct	Male	0	1	0	0	0	0	0	0	0	0	0	0	0	4	5	4	5	5	3	1	3	0	31	11	2	35	2	0
	Female	0	0	0	0	0	0	0	0	1	0	1	0	1	2	5	7	1	1	1	1	0	0	21					
Vagrancy	Male	0	0	0	0	0	0	0	0	0	0	0	0	0	0	0	0	0	0	0	0	0	0	0	0	0	0	0	0
	Female	0	0	0	0	0	0	0	0	0	0	0	0	0	0	0	0	0	0	0	0	0	0	0	0				
All Other Offenses (Except Traffic)	Male	0	0	0	0	0	0	6	4	11	5	12	12	10	82	100	110	59	41	37	26	12	11	538	350	61	309	35	1
	Female	0	0	1	0	1	2	4	7	4	8	5	11	8	43	40	39	23	11	6	8	2	2	225					
Suspicion	Male	0	0	0	0	0	0	0	0	0	0	0	0	0	0	0	0	0	0	0	0	0	0	0	0	0	0	0	0
	Female	0	0	0	0	0	0	0	0	0	0	0	0	0	0	0	0	0	0	0	0	0	0	0					
Curfew and Loitering Law Violations	Male	0	0	0	0	0	0																	0	0	0	0	0	0
	Female	0	0	0	0	0	0																	0					
Runaway	Male	0	0	0	0	0	0																	0	0	0	0	0	0
	Female	0	0	0	0	0	0																	0					
Human Trafficking/Commercial Sex Acts	Male	0	0	0	0	0	0	0	0	0	0	0	0	0	0	0	0	0	0	0	0	0	0	0	0	0	0	0	0
	Female	0	0	0	0	0	0	0	0	0	0	0	0	0	0	0	0	0	0	0	0	0	0	0	0				
Human Trafficking/Involuntary Servitude	Male	0	0	0	0	0	0	0	0	0	0	0	0	0	0	0	0	0	0	0	0	0	0	0	0	0	0	0	0
	Female	0	0	0	0	0	0	0	0	0	0	0	0	0	0	0	0	0	0	0	0	0	0	0	0				
SUB TOTAL	Male	0	5	9	6	5	12	16	21	27	26	36	39	35	225	238	226	147	87	87	56	25	24	1,352					
	Female	0	6	5	2	5	8	9	14	10	14	20	20	16	113	114	109	65	23	18	21	10	5	607					
TOTAL		0	11	14	8	10	20	25	35	37	40	56	59	51	338	352	335	212	110	105	77	35	29	1,959	938	157	774	73	2



SRS Summary Report

Beginning Date: 01/01/2021

Ending Date: 01/31/2021

Return of Arson Offenses

Agency: ALASKA STATE TROOPERS; ANCHORAGE POLICE DEPARTMENT; BETHEL POLICE DEPARTMENT; BRISTOL BAY POLICE DEPARTMENT; CORDOVA POLICE DEPARTMENT; CRAIG POLICE DEPARTMENT; DILLINGHAM POLICE DEPARTMENT; FAIRBANKS AIRPORT POLICE; FAIRBANKS POLICE DEPARTMENT; HAINES POLICE DEPARTMENT; HOMER POLICE DEPARTMENT; JUNEAU POLICE DEPARTMENT; KENAI POLICE DEPARTMENT; KETCHIKAN POLICE DEPARTMENT; KODIAK POLICE DEPARTMENT; KOTZEBUE POLICE DEPARTMENT; NOME POLICE DEPARTMENT; NORTH POLE POLICE DEPARTMENT; NORTH SLOPE BROUGH POLICE DEPARTMENT; PALMER POLICE DEPARTMENT; PETERSBURG POLICE DEPARTMENT; SEWARD POLICE DEPARTMENT; SITKA POLICE DEPARTMENT; SKAGWAY POLICE DEPARTMENT; SOLDOTNA POLICE DEPARTMENT; UNALASKA POLICE DEPARTMENT; UNIVERSITY OF ALASKA ANCHORAGE; UNIVERSITY OF ALASKA FAIRBANKS; VALDEZ POLICE DEPARTMENT; WASILLA POLICE DEPARTMENT; WRANGELL POLICE DEPARTMENT

Property Classification	Offenses Reported	Unfounded	Actual Offenses	Offenses Cleared	Clearances Involving Under 18	Offenses-Uninhabited Structures	Est. Value of Property Damage
A. Single Occupancy Residential: Houses, Townhouses, Duplexes, etc.	3	0	3	3	1	0	357,500
B. Other Residential: Apartments, Tenements, Flats, Hotels, Motels, Inns, Dormitories, Boarding Houses, etc.	1	0	1	0	0	0	100
C. Storage: Barns, Garages, Warehouses, etc.	0	0	0	0	0	0	0
D. Industrial/Manufacturing	0	0	0	0	0	0	0
E. Other Commercial: Stores, Restaurants, Offices, etc.	1	0	1	1	0	1	1
F. Community/Public: Churches, Jails, Schools, Colleges, Hospitals, etc.	0	0	0	0	0	0	0
G. All Other Structure: Out Buildings, Monuments, Buildings Under Construction, etc.	1	0	1	1	1	0	0
TOTAL STRUCTURE	6	0	6	5	2	1	357,601
H. Motor Vehicles: Automobiles, Trucks, Buses, Motorcycles, etc.: UCR Definition	3	0	3	1	0	0	21,000
I. Other Mobile Property: Trailers, Recreational Vehicles, Airplanes, Boats, etc.	0	0	0	0	0	0	0



SRS Summary Report

Beginning Date: 01/01/2021

Ending Date: 01/31/2021

Property Classification	Offenses Reported	Unfounded	Actual Offenses	Offenses Cleared	Clearances Involving Under 18	Offenses-Uninhabited Structures	Est. Value of Property Damage
TOTAL MOBILE	3	0	3	1	0	0	21,000
J. TOTAL OTHER Crops, Timber, Fences, Signs, etc.	1	0	1	0	0	0	1
GRAND TOTAL	10	0	10	6	2	1	378,602



SRS Summary Report

Beginning Date: 01/01/2021

Ending Date: 01/31/2021

Human Trafficking By Agency

Agency: ALASKA STATE TROOPERS; ANCHORAGE POLICE DEPARTMENT; BETHEL POLICE DEPARTMENT; BRISTOL BAY POLICE DEPARTMENT;

Human Trafficking Classification	Offenses Reported	Unfounded	Number of Actual Offenses	Total Offenses Cleared by Arrest or Exceptional	Number of Clearances Involving Only
Commercial Sex Acts	1	0	1	0	0
Involuntary Servitude	0	0	0	0	0
Grand Total	1	0	1	0	0



SRS Summary Report

Beginning Date: 02/01/2021

Ending Date: 02/28/2021

Return A

Agency: ALASKA STATE TROOPERS; ANCHORAGE POLICE DEPARTMENT; BETHEL POLICE DEPARTMENT; BRISTOL BAY POLICE DEPARTMENT; CORDOVA POLICE DEPARTMENT; CRAIG POLICE DEPARTMENT; DILLINGHAM POLICE DEPARTMENT; FAIRBANKS AIRPORT POLICE; FAIRBANKS POLICE DEPARTMENT; HAINES POLICE DEPARTMENT; HOMER POLICE DEPARTMENT; JUNEAU POLICE DEPARTMENT; KENAI POLICE DEPARTMENT; KETCHIKAN POLICE DEPARTMENT; KODIAK POLICE DEPARTMENT; KOTZEBUE POLICE DEPARTMENT; NOME POLICE DEPARTMENT; NORTH POLE POLICE DEPARTMENT; NORTH SLOPE BUREAU POLICE DEPARTMENT; PALMER POLICE DEPARTMENT; PETERSBURG POLICE DEPARTMENT; SEWARD POLICE DEPARTMENT; SITKA POLICE DEPARTMENT; SKAGWAY POLICE DEPARTMENT; SOLDOTNA POLICE DEPARTMENT; UNALASKA POLICE DEPARTMENT; UNIVERSITY OF ALASKA ANCHORAGE; UNIVERSITY OF ALASKA FAIRBANKS; VALDEZ POLICE DEPARTMENT; WASILLA POLICE DEPARTMENT; WRANGELL POLICE DEPARTMENT

Classification of Offenses	Offenses Reported	Unfounded	Actual Offenses	Tot. Offenses Cleared	Clearances Involving Persons Under 18 Yr. of Age
Murder/NonNegligent Homicide(Total)	1	0	1	1	0
Manslaughter by Negligence(Total)	0	0	0	0	0
Rape(Total)	90	3	87	13	4
Rape	87	3	84	13	4
Attempted Rape	3	0	3	0	0
Robbery(Total)	46	0	46	13	0
Robbery - Firearm	15	0	15	0	0
Robbery - Knife or Cutting Instrument	5	0	5	3	0
Robbery - Other Dangerous Weapon	5	0	5	3	0
Robbery - StrongArm(Hands,Fists,Feet,etc)	21	0	21	7	0
Assault(Total)	877	1	876	561	28
Assault - Firearm	56	0	56	29	0
Assault - Knife or Cutting Instrument	47	0	47	33	2
Assault - Other Dangerous Weapon	83	0	83	55	6
Assault - StrongArm(Hands,Fists,Feet,etc)	57	0	57	43	1
Assault - Other(Simple, Not Aggravated)	634	1	633	401	19
Burglary(Total)	226	1	225	48	0
Burglary - Forcible Entry	148	1	147	19	0
Burglary - Unlawful Entry(No Force)	53	0	53	21	0
Burglary - Attempted Forcible Entry	25	0	25	8	0
Larceny(Total) - Theft(Excluding Motor Vehicles)	742	3	739	103	4
Motor Vehicle Theft(Total)	143	3	140	35	1
Motor Vehicle Theft - Autos	95	2	93	25	1
Motor Vehicle Theft - Trucks and Buses	38	1	37	9	0
Motor Vehicle Theft - Other Vehicles	10	0	10	1	0
Grand Total	2125	11	2114	774	37



SRS Summary Report

Beginning Date: 02/01/2021

Ending Date: 02/28/2021

Supplement Return A

Agency: ALASKA STATE TROOPERS; ANCHORAGE POLICE DEPARTMENT; BETHEL POLICE DEPARTMENT; BRISTOL BAY POLICE DEPARTMENT; CORDOVA POLICE DEPARTMENT; CRAIG POLICE DEPARTMENT; DILLINGHAM POLICE DEPARTMENT; FAIRBANKS AIRPORT POLICE; FAIRBANKS POLICE DEPARTMENT; HAINES POLICE DEPARTMENT; HOMER POLICE DEPARTMENT; JUNEAU POLICE DEPARTMENT; KENAI POLICE DEPARTMENT; KETCHIKAN POLICE DEPARTMENT; KODIAK POLICE DEPARTMENT; KOTZEBUE POLICE DEPARTMENT; NOME POLICE DEPARTMENT; NORTH POLE POLICE DEPARTMENT; NORTH SLOPE BUROUGH POLICE DEPARTMENT; PALMER POLICE DEPARTMENT; PETERSBURG POLICE DEPARTMENT; SEWARD POLICE DEPARTMENT; SITKA POLICE DEPARTMENT; SKAGWAY POLICE DEPARTMENT; SOLDOTNA POLICE DEPARTMENT; UNALASKA POLICE DEPARTMENT; UNIVERSITY OF ALASKA ANCHORAGE; UNIVERSITY OF ALASKA FAIRBANKS; VALDEZ POLICE DEPARTMENT; WASILLA POLICE DEPARTMENT; WRANGELL POLICE DEPARTMENT

Classification of Offenses	Actual Offenses	Value of Property
MURDER AND NONNEGLIGENT MANSLAUGHTER	1	0
RAPE	87	2,201
ROBBERY - HIGHWAY (streets, alleys, etc.)	8	7,038
COMMERCIAL HOUSE (except c, d, and f)	4	77
GAS OR SERVICE STATION	3	20
CONVENIENCE STORE	2	90
RESIDENCE	15	25,481
BANK	0	0
MISCELLANEOUS	14	4,844
TOTAL ROBBERY	46	37,550
BURGLARY - BREAKING OR ENTERING - RESIDENCE (dwelling) NIGHT (6 p.m. - 6 a.m.)	42	40,214
DAY (6 a.m. - 6 p.m.)	39	56,485
UNKNOWN	33	78,001
NON-RESIDENCE (store, office, etc.) NIGHT (6 p.m. - 6 a.m.)	61	33,150
DAY (6 a.m. - 6 p.m.)	32	44,286
UNKNOWN	18	79,628
TOTAL BURGLARY	225	331,764
LARCENY - THEFT (Except Motor Vehicle Theft) - \$200 AND OVER	328	525,362
\$50 TO \$199	130	13,182
UNDER \$50	281	3,803
TOTAL LARCENY (Same as Item 6x)	739	542,347
MOTOR VEHICLE THEFT (Include Alleged Joy Ride)	140	1,443,800
GRAND TOTAL - ALL ITEMS		2,357,662

Type of Property	Stolen	Recovered
Currency, Notes, Etc.	94,492	15
Jewelry and Precious Metals	111,740	3,926
Clothing and Furs	69,412	5,541
Locally Stolen Motor Vehicles	1,308,311	1,279,486
Office Equipment	85,337	53,188
Televisions, Radios, Stereos, Etc.	36,172	2,610
Firearms	40,453	4,851
Household Goods	21,356	1,498
Consumable Goods	23,622	4,828
Livestock	1	0
Miscellaneous	566,758	172,875
TOTAL	2,357,654	1,528,818

Grand Totals for 'Property Stolen by Type and Value' and 'Property Stolen by Classification' may not match due to NIBRS conversion specification set by the FBI.



SRS Summary Report

Beginning Date: 02/01/2021

Ending Date: 02/28/2021

Classification of Offenses	Actual Offenses	Value of Property
ADDITIONAL ANALYSIS OF LARCENY AND MOTOR VEHICLE THEFT - 6x. NATURE OF LARCENIES UNDER ITEM 6 (POCKET-PICKING)	1	1,500
PURSE-SNATCHING	1	62
SHOPLIFTING	241	53,997
FROM MOTOR VEHICLES (except e)	164	137,330
MOTOR VEHICLE PARTS AND ACCESSORIES	82	66,690
BICYCLES	8	9,487
FROM BUILDING (except c and h)	97	130,047
FROM ANY COIN-OPERATED MACHINES (parking meters,etc.)	0	0
ALL OTHER	145	143,234
TOTAL LARCENIES (Same as Item 6)	739	542,347
MOTOR VEHICLES RECOVERED (STOLEN LOCALLY AND RECOVERED LOCALLY)	100	
STOLEN LOCALLY AND RECOVERED BY OTHER JURISDICTIONS	1	
TOTAL LOCALLY STOLEN MOTOR VEHICLES RECOVERED	132	
STOLEN IN OTHER JURISDICTIONS AND RECOVERED LOCALLY	0	

Grand Totals for 'Property Stolen by Type and Value' and 'Property Stolen by Classification' may not match due to NIBRS conversion specification set by the FBI.



SRS Summary Report

Beginning Date: 02/01/2021

Ending Date: 02/28/2021

Law Enforcement Officers Killed or Assaulted

Agency: ALASKA STATE TROOPERS; ANCHORAGE POLICE DEPARTMENT; BETHEL POLICE DEPARTMENT; BRISTOL BAY POLICE DEPARTMENT; CORDOVA POLICE DEPARTMENT; CRAIG POLICE DEPARTMENT; DILLINGHAM POLICE DEPARTMENT; FAIRBANKS AIRPORT POLICE; FAIRBANKS POLICE DEPARTMENT; HAINES POLICE DEPARTMENT; HOMER POLICE DEPARTMENT; JUNEAU POLICE DEPARTMENT; KENAI POLICE DEPARTMENT; KETCHIKAN POLICE DEPARTMENT; KODIAK POLICE DEPARTMENT; KOTZEBUE POLICE DEPARTMENT; NOME POLICE DEPARTMENT; NORTH POLE POLICE DEPARTMENT; NORTH SLOPE BOROUGH POLICE DEPARTMENT; PALMER POLICE DEPARTMENT; PETERSBURG POLICE DEPARTMENT; SEWARD POLICE DEPARTMENT; SITKA POLICE DEPARTMENT; SKAGWAY POLICE DEPARTMENT; SOLDOTNA POLICE DEPARTMENT; UNALASKA POLICE DEPARTMENT; UNIVERSITY OF ALASKA ANCHORAGE; UNIVERSITY OF ALASKA FAIRBANKS; VALDEZ POLICE DEPARTMENT; WASILLA POLICE DEPARTMENT; WRANGELL POLICE DEPARTMENT

Police Officers Killed Feloniously	Police Officers Killed Accidentally
0	0

Type of Activity	Total Assaults by Weapon	Firearm	Knife or Other Cutting Instrum.	Other Dangerous Weapon	Hands Fists Feet etc.	Two Man Vehicle	One-Man Vehicle		Detective or Special Assign		Other		Police Assaults Cleared
							Alone	Assisted	Alone	Assisted	Alone	Assisted	
Responding to disturbance call (family quarrels, person with firearm, etc.)	29	0	3	5	21	0	4	25	0	0	0	0	28
Burglaries in progress or pursuing burglary suspects	0	0	0	0	0	0	0	0	0	0	0	0	0
Robberies in progress or pursuing robbery suspects	0	0	0	0	0	0	0	0	0	0	0	0	0
Attempting other arrests	13	0	0	1	12	2	1	10	0	0	0	0	13
Civil disorder (riot, mass disobedience, etc.)	0	0	0	0	0	0	0	0	0	0	0	0	0
Handling, transporting, custody of prisoners	4	0	0	1	3	1	1	2	0	0	0	0	4
Investigating suspicious persons or circumstances	6	0	0	2	4	0	1	5	0	0	0	0	6
Ambush - no warning	0	0	0	0	0	0	0	0	0	0	0	0	0
Handling persons with mental illness	8	0	0	0	8	3	0	5	0	0	0	0	7
Traffic pursuits and stops	13	0	0	11	2	0	2	11	0	0	0	0	13



SRS Summary Report

Beginning Date: 02/01/2021

Ending Date: 02/28/2021

Type of Activity	Total Assaults by Weapon	Firearm	Knife or Other Cutting Instrum.	Other Dangerous Weapon	Hands Fists Feet etc.	Two Man Vehicle	One-Man Vehicle		Detective or Special Assign		Other		Police Assaults Cleared
							Alone	Assisted	Alone	Assisted	Alone	Assisted	
All other	8	3	1	0	4	1	1	6	0	0	0	0	5
TOTAL	81	3	4	20	54	7	10	64	0	0	0	0	76
Number with personal injury	14	0	1	0	13	0	0	0	0	0	0	0	0
Number without personal injury	67	3	3	20	41	0	0	0	0	0	0	0	0

Time of assaults	12:01 - 2:00	2:01 - 4:00	4:01 - 6:00	6:01 - 8:00	8:01 - 10:00	10:01 - 12:00
Time of Assault AM	17	4	12	4	4	0
PM	0	7	4	11	9	9



Arrestee Summary Report

Beginning Date: 02/01/2021

Ending Date: 02/28/2021

Arrests by Age/Sex/Race

Agency: ALASKA STATE TROOPERS; ANCHORAGE POLICE DEPARTMENT; BETHEL POLICE DEPARTMENT; BRISTOL BAY POLICE DEPARTMENT; CORDOVA POLICE DEPARTMENT; CRAIG POLICE DEPARTMENT; DILLINGHAM POLICE DEPARTMENT; FAIRBANKS AIRPORT POLICE; FAIRBANKS POLICE DEPARTMENT; HAINES POLICE DEPARTMENT; HOMER POLICE DEPARTMENT; JUNEAU POLICE DEPARTMENT; KENAI POLICE DEPARTMENT; KETCHIKAN POLICE DEPARTMENT; KODIAK POLICE DEPARTMENT; KOTZEBUE POLICE DEPARTMENT; NOME POLICE DEPARTMENT; NORTH POLE POLICE DEPARTMENT; NORTH SLOPE BUROUGH POLICE DEPARTMENT; PALMER POLICE DEPARTMENT; PETERSBURG POLICE DEPARTMENT; SEWARD POLICE DEPARTMENT; SITKA POLICE DEPARTMENT; SKAGWAY POLICE DEPARTMENT; SOLDOTNA POLICE DEPARTMENT; UNALASKA POLICE DEPARTMENT; UNIVERSITY OF ALASKA ANCHORAGE; UNIVERSITY OF ALASKA FAIRBANKS; VALDEZ POLICE DEPARTMENT; WASILLA POLICE DEPARTMENT; WRANGELL POLICE DEPARTMENT

Offense: All

Classification of Offenses	Sex	Under 10	10-12	13-14	15	16	17	18	19	20	21	22	23	24	25-29	30-34	35-39	40-44	45-49	50-54	55-59	60-64	65 and Over	Total	White	Black	American Indian / Alaskan Native	Asian	Native Hawaiian / Other Pacific Islander
Murder and Nonnegligent Manslaughter	Male	0	0	0	0	0	0	0	0	1	0	0	0	0	0	0	0	0	0	0	0	0	0	1	0	0	1	0	0
	Female	0	0	0	0	0	0	0	0	0	0	0	0	0	0	0	0	0	0	0	0	0	0	0	0	0	0	0	0
Manslaughter by Negligence	Male	0	0	0	0	0	0	0	0	0	0	0	0	0	0	0	0	0	0	0	0	0	0	0	0	0	0	0	0
	Female	0	0	0	0	0	0	0	0	0	0	0	0	0	0	0	0	0	0	0	0	0	0	0	0	0	0	0	0
Rape	Male	0	1	0	0	1	1	0	1	0	1	0	0	0	0	0	1	0	1	1	0	0	0	8	2	1	5	0	0
	Female	0	0	0	0	0	0	0	0	0	0	0	0	0	0	0	0	0	0	0	0	0	0	0	0	0	0	0	0
Robbery	Male	0	0	1	0	0	0	0	0	0	0	0	0	0	1	2	3	0	1	2	0	0	0	10	4	2	6	0	0
	Female	0	0	0	0	0	0	0	0	0	0	1	0	0	0	1	0	0	0	0	0	0	0	2	0	0	0	0	0
Aggravated Assault (Return A - 4a-d)	Male	0	0	0	0	1	1	1	2	2	4	1	3	1	11	22	18	9	2	3	7	2	1	91	61	10	37	9	1
	Female	0	3	1	1	1	0	0	0	0	1	0	2	0	5	7	1	2	3	0	0	0	0	27	0	0	0	0	0
Burglary - Breaking or Entering	Male	0	0	0	0	0	0	0	1	2	0	2	0	0	4	9	9	5	3	1	1	0	0	37	27	6	7	0	0
	Female	0	0	0	0	0	0	0	1	0	0	1	0	0	0	0	1	0	0	0	0	0	0	3	0	0	0	0	0
Larceny-Theft (Except Motor Vehicle Theft)	Male	0	0	2	0	0	0	0	0	0	2	1	2	1	17	11	14	5	4	6	2	2	0	69	46	6	37	2	0
	Female	0	0	0	0	1	0	0	1	0	1	2	0	0	1	4	4	4	1	2	1	0	0	22	0	0	0	0	0
Motor Vehicle Theft	Male	0	0	0	0	0	0	0	0	1	2	1	1	1	3	2	2	1	0	1	2	0	0	17	9	7	7	2	0
	Female	0	0	0	0	0	0	0	0	0	0	0	0	1	3	1	1	2	0	0	0	0	0	8	0	0	0	0	0
Other Assaults (Return A - 4e)	Male	0	1	2	2	3	1	1	4	6	6	7	6	6	34	33	33	22	16	9	12	12	4	220	109	15	156	11	1
	Female	0	1	0	0	3	1	0	4	2	2	1	3	2	17	10	10	3	3	2	6	0	2	72	0	0	0	0	0
Arson	Male	0	0	0	0	0	0	0	0	0	0	0	0	0	0	0	1	0	0	0	0	0	0	1	0	0	2	0	0
	Female	0	0	0	0	0	0	0	0	0	0	0	0	0	0	0	0	1	0	0	0	0	0	1	0	0	0	0	0
Forgery and Counterfeiting	Male	0	0	0	0	0	0	0	0	0	0	0	0	0	0	1	0	0	0	0	0	0	0	1	3	0	1	0	0
	Female	0	0	0	0	0	0	0	0	0	0	0	0	0	1	0	0	1	0	1	0	0	0	3	0	0	0	0	0
Fraud	Male	0	0	0	0	0	0	0	0	0	0	0	0	0	1	1	1	0	1	2	0	0	0	6	5	1	3	0	0
	Female	0	0	0	0	0	0	0	0	0	0	0	0	0	0	0	1	2	0	0	0	0	0	3	0	0	0	0	0
Embezzlement	Male	0	0	0	0	0	0	0	0	0	0	0	0	0	0	0	0	0	0	0	0	0	0	0	0	0	0	0	0
	Female	0	0	0	0	0	0	0	0	0	0	0	0	0	0	0	0	0	0	0	0	0	0	0	0	0	0	0	0
Stolen Property; Buying, Receiving, Possessing	Male	0	0	0	0	0	0	0	0	0	0	1	0	0	2	0	0	1	1	0	1	0	0	6	3	2	0	1	0
	Female	0	0	0	0	0	0	0	0	0	0	0	0	0	0	0	0	0	0	0	0	0	0	0	0	0	0	0	0
Vandalism	Male	0	0	2	1	1	1	2	4	1	1	2	3	1	12	14	11	6	5	1	4	3	0	75	42	12	40	6	0
	Female	0	0	0	0	1	1	0	1	1	1	3	3	0	3	6	3	3	1	0	0	0	0	27	0	0	0	0	0
Weapons; Carrying, Possessing, etc.	Male	0	0	0	0	0	0	0	1	1	1	0	0	0	3	3	1	0	0	0	0	1	0	11	9	2	3	0	0
	Female	0	0	0	0	0	0	0	0	0	0	0	0	0	1	1	1	0	0	0	0	0	0	3	0	0	0	0	0
Prostitution and Commercialized Vice	Male	0	0	0	0	0	0	0	0	0	0	0	0	0	0	0	0	0	0	0	0	0	0	0	0	0	0	0	0
	Female	0	0	0	0	0	0	0	0	0	0	0	0	0	0	0	0	0	0	0	0	0	0	0	0	0	0	0	0



Arrestee Summary Report

Beginning Date: 02/01/2021

Ending Date: 02/28/2021

Classification of Offenses	Sex	Under 10	10-12	13-14	15	16	17	18	19	20	21	22	23	24	25-29	30-34	35-39	40-44	45-49	50-54	55-59	60-64	65 and Over	Total	White	Black	American Indian / Alaskan Native	Asian	Native Hawaiian / Other Pacific Islander
Prostitution	Male	0	0	0	0	0	0	0	0	0	0	0	0	0	0	0	0	0	0	0	0	0	0	0	0	0	0	0	
	Female	0	0	0	0	0	0	0	0	0	0	0	0	0	0	0	0	0	0	0	0	0	0	0	0	0	0	0	0
Assisting or Promoting Prostitution	Male	0	0	0	0	0	0	0	0	0	0	0	0	0	0	0	0	0	0	0	0	0	0	0	0	0	0	0	
	Female	0	0	0	0	0	0	0	0	0	0	0	0	0	0	0	0	0	0	0	0	0	0	0	0	0	0	0	0
Purchasing Prostitution	Male	0	0	0	0	0	0	0	0	0	0	0	0	0	0	0	0	0	0	0	0	0	0	0	0	0	0	0	
	Female	0	0	0	0	0	0	0	0	0	0	0	0	0	0	0	0	0	0	0	0	0	0	0	0	0	0	0	0
Sex Offenses (Except Rape and Prostitution)	Male	0	0	1	0	0	0	0	0	0	0	0	0	0	2	3	5	1	1	2	1	0	2	18	3	3	12	0	0
	Female	0	0	0	0	0	0	0	0	0	0	0	0	0	0	0	0	0	0	0	0	0	0	0	0	0	0	0	0
Drug Abuse Violations - Grand Total	Male	0	0	0	1	0	0	1	0	2	1	0	0	2	4	7	5	3	3	3	1	1	0	34	29	4	6	4	0
	Female	0	0	0	0	0	0	1	0	0	0	0	0	1	5	1	0	1	0	1	0	0	0	10	0	0	0	0	0
(1) Sale/Manufacturing - Subtotal	Male	0	0	0	0	0	0	1	0	0	0	0	0	0	1	0	1	1	0	1	0	1	0	6	6	1	2	0	0
	Female	0	0	0	0	0	0	0	0	0	0	0	0	0	2	0	0	1	0	0	0	0	0	3	0	0	0	0	0
18a - Opium/Cocaine	Male	0	0	0	0	0	0	0	0	0	0	0	0	0	1	0	1	1	0	1	0	1	0	5	5	1	2	0	0
	Female	0	0	0	0	0	0	0	0	0	0	0	0	0	2	0	0	1	0	0	0	0	0	3	0	0	0	0	0
18b - Marijuana	Male	0	0	0	0	0	0	1	0	0	0	0	0	0	0	0	0	0	0	0	0	0	0	1	1	0	0	0	0
	Female	0	0	0	0	0	0	0	0	0	0	0	0	0	0	0	0	0	0	0	0	0	0	0	0	0	0	0	0
18c - Synthetic Narcotics - Manufactured Narcotics Which Can Cause True Drug Addiction (Demerol, Methadones)	Male	0	0	0	0	0	0	0	0	0	0	0	0	0	0	0	0	0	0	0	0	0	0	0	0	0	0	0	0
	Female	0	0	0	0	0	0	0	0	0	0	0	0	0	0	0	0	0	0	0	0	0	0	0	0	0	0	0	0
18d - Other - Dangerous Nonnarcotic Drugs (Barbiturates, Benzadrine)	Male	0	0	0	0	0	0	0	0	0	0	0	0	0	0	0	0	0	0	0	0	0	0	0	0	0	0	0	0
	Female	0	0	0	0	0	0	0	0	0	0	0	0	0	0	0	0	0	0	0	0	0	0	0	0	0	0	0	0
(2) Possession - Subtotal	Male	0	0	0	1	0	0	0	0	2	1	0	0	2	3	7	4	2	3	2	1	0	0	28	23	3	4	4	0
	Female	0	0	0	0	0	0	1	0	0	0	0	0	1	3	1	0	0	0	1	0	0	0	7	0	0	0	0	0
18e - Opium or Cocaine and Their Derivatives (Morphine, Heroin, Codeine)	Male	0	0	0	0	0	0	0	0	1	1	0	0	1	1	2	1	1	1	1	0	0	0	10	8	0	2	2	0
	Female	0	0	0	0	0	0	1	0	0	0	0	0	0	0	1	0	0	0	0	0	0	0	2	0	0	0	0	0
18f - Marijuana	Male	0	0	0	1	0	0	0	0	1	0	0	0	0	0	0	0	0	0	0	0	0	0	2	1	0	0	0	0
	Female	0	0	0	0	0	0	0	0	0	0	0	0	0	0	0	0	0	0	0	0	0	0	0	0	0	0	0	0
18g - Synthetic Narcotics - Manufactured Narcotics Which Can Cause True Drug Addiction (Demerol, Methadones)	Male	0	0	0	0	0	0	0	0	0	0	0	0	0	1	0	0	0	1	0	0	0	0	2	3	0	0	0	0
	Female	0	0	0	0	0	0	0	0	0	0	0	0	1	0	0	0	0	0	0	0	0	0	1	0	0	0	0	0
18h - Other - Dangerous Nonnarcotic Drugs	Male	0	0	0	0	0	0	0	0	0	0	0	0	1	1	5	3	1	1	1	1	0	0	14	11	3	2	2	0
	Female	0	0	0	0	0	0	0	0	0	0	0	0	0	3	0	0	0	0	0	1	0	0	4	0	0	0	0	0
Gambling - Total	Male	0	0	0	0	0	0	0	0	0	0	0	0	0	0	0	0	0	0	0	0	0	0	0	0	0	0	0	0



Arrestee Summary Report

Beginning Date: 02/01/2021

Ending Date: 02/28/2021

Classification of Offenses	Sex	Under 10	10-12	13-14	15	16	17	18	19	20	21	22	23	24	25-29	30-34	35-39	40-44	45-49	50-54	55-59	60-64	65 and Over	Total	White	Black	American Indian / Alaskan Native	Asian	Native Hawaiian / Other Pacific Islander
Gambling - Total	Female	0	0	0	0	0	0	0	0	0	0	0	0	0	0	0	0	0	0	0	0	0	0	0					
Bookmaking (Horse and Sport Book)	Male	0	0	0	0	0	0	0	0	0	0	0	0	0	0	0	0	0	0	0	0	0	0	0	0	0	0	0	0
	Female	0	0	0	0	0	0	0	0	0	0	0	0	0	0	0	0	0	0	0	0	0	0	0	0				
Numbers and Lottery	Male	0	0	0	0	0	0	0	0	0	0	0	0	0	0	0	0	0	0	0	0	0	0	0	0	0	0	0	0
	Female	0	0	0	0	0	0	0	0	0	0	0	0	0	0	0	0	0	0	0	0	0	0	0	0				
All Other Gambling	Male	0	0	0	0	0	0	0	0	0	0	0	0	0	0	0	0	0	0	0	0	0	0	0	0	0	0	0	0
	Female	0	0	0	0	0	0	0	0	0	0	0	0	0	0	0	0	0	0	0	0	0	0	0	0				
Offenses Against The Family and Children	Male	0	0	0	0	0	0	0	0	0	0	0	0	0	0	0	0	0	0	0	0	0	0	0	0	0	1	3	0
	Female	0	0	0	0	0	0	0	0	0	0	0	0	0	2	0	1	1	0	0	0	0	0	0	4				
Driving Under The Influence	Male	0	0	0	0	0	2	0	2	2	10	7	5	5	35	27	23	13	6	11	7	8	2	165	137	19	61	13	4
	Female	0	0	0	0	0	0	2	1	3	1	2	2	0	12	11	13	6	5	6	5	2	1	72					
Liquor Laws	Male	0	0	0	1	1	1	0	0	0	0	0	0	0	1	0	0	0	0	0	2	0	0	6	1	0	11	0	
	Female	0	0	0	0	0	0	1	0	0	0	0	0	0	2	0	0	0	1	2	0	0	0	6					
Drunkenness	Male	0	0	0	0	0	0	0	0	0	0	0	0	0	0	0	1	0	1	0	0	0	0	2	0	0	4	0	
	Female	0	0	0	0	0	0	0	0	0	0	0	0	0	0	0	0	1	1	0	0	0	0	2					
Disorderly Conduct	Male	0	0	0	0	0	0	1	0	2	0	0	0	1	2	4	3	5	1	2	3	0	1	25	12	1	23	1	
	Female	0	0	0	0	0	0	0	0	1	0	0	0	0	1	1	1	1	1	3	2	1	0	12					
Vagrancy	Male	0	0	0	0	0	0	0	0	0	0	0	0	0	0	0	0	0	0	0	0	0	0	0	0	0	0	0	
	Female	0	0	0	0	0	0	0	0	0	0	0	0	0	0	0	0	0	0	0	0	0	0	0					
All Other Offenses (Except Traffic)	Male	0	0	0	1	0	4	3	6	5	17	9	11	14	89	91	84	52	43	34	24	12	11	510	316	58	312	28	
	Female	0	0	0	0	0	0	2	5	2	5	9	8	7	38	37	38	22	10	13	7	5	6	214					
Suspicion	Male	0	0	0	0	0	0	0	0	0	0	0	0	0	0	0	0	0	0	0	0	0	0	0	0	0	0	0	
	Female	0	0	0	0	0	0	0	0	0	0	0	0	0	0	0	0	0	0	0	0	0	0	0					
Curfew and Loitering Law Violations	Male	0	0	0	0	0	0																	0	0	0	0	0	
	Female	0	0	0	0	0	0																	0					
Runaway	Male	0	0	0	0	0	0																	0	0	0	0	0	
	Female	0	0	0	0	0	0																	0					
Human Trafficking/Commercial Sex Acts	Male	0	0	0	0	0	0	0	0	0	0	0	0	0	0	0	0	0	0	0	0	0	0	0	0	0	0	0	
	Female	0	0	0	0	0	0	0	0	0	0	0	0	0	0	0	0	0	0	0	0	0	0	0					
Human Trafficking/Involuntary Servitude	Male	0	0	0	0	0	0	0	0	0	0	0	0	0	0	0	0	0	0	0	0	0	0	0	0	0	0	0	
	Female	0	0	0	0	0	0	0	0	0	0	0	0	0	0	0	0	0	0	0	0	0	0	0					
SUB TOTAL	Male	0	2	8	6	7	11	9	21	25	45	31	31	32	221	230	215	123	89	78	67	41	21	1,313					
	Female	0	4	1	1	6	2	6	13	9	11	19	18	13	89	81	76	49	25	30	21	8	9	491					
TOTAL		0	6	9	7	13	13	15	34	34	56	50	49	45	310	311	291	172	114	108	88	49	30	1,804	818	150	737	77	



SRS Summary Report

Beginning Date: 02/01/2021

Ending Date: 02/28/2021

Return of Arson Offenses

Agency: ALASKA STATE TROOPERS; ANCHORAGE POLICE DEPARTMENT; BETHEL POLICE DEPARTMENT; BRISTOL BAY POLICE DEPARTMENT; CORDOVA POLICE DEPARTMENT; CRAIG POLICE DEPARTMENT; DILLINGHAM POLICE DEPARTMENT; FAIRBANKS AIRPORT POLICE; FAIRBANKS POLICE DEPARTMENT; HAINES POLICE DEPARTMENT; HOMER POLICE DEPARTMENT; JUNEAU POLICE DEPARTMENT; KENAI POLICE DEPARTMENT; KETCHIKAN POLICE DEPARTMENT; KODIAK POLICE DEPARTMENT; KOTZEBUE POLICE DEPARTMENT; NOME POLICE DEPARTMENT; NORTH POLE POLICE DEPARTMENT; NORTH SLOPE BUROUGH POLICE DEPARTMENT; PALMER POLICE DEPARTMENT; PETERSBURG POLICE DEPARTMENT; SEWARD POLICE DEPARTMENT; SITKA POLICE DEPARTMENT; SKAGWAY POLICE DEPARTMENT; SOLDOTNA POLICE DEPARTMENT; UNALASKA POLICE DEPARTMENT; UNIVERSITY OF ALASKA ANCHORAGE; UNIVERSITY OF ALASKA FAIRBANKS; VALDEZ POLICE DEPARTMENT; WASILLA POLICE DEPARTMENT; WRANGELL POLICE DEPARTMENT

Property Classification	Offenses Reported	Unfounded	Actual Offenses	Offenses Cleared	Clearances Involving Under 18	Offenses-Uninhabited Structures	Est. Value of Property Damage
A. Single Occupancy Residential: Houses, Townhouses, Duplexes, etc.	1	0	1	1	0	0	1
B. Other Residential: Apartments, Tenements, Flats, Hotels, Motels, Inns, Dormitories, Boarding Houses, etc.	1	0	1	1	0	0	7,500
C. Storage: Barns, Garages, Warehouses, etc.	0	0	0	0	0	0	0
D. Industrial/Manufacturing	0	0	0	0	0	0	0
E. Other Commercial: Stores, Restaurants, Offices, etc.	1	0	1	1	0	0	100
F. Community/Public: Churches, Jails, Schools, Colleges, Hospitals, etc.	0	0	0	0	0	0	0
G. All Other Structure: Out Buildings, Monuments, Buildings Under Construction, etc.	0	0	0	0	0	0	0
TOTAL STRUCTURE	3	0	3	3	0	0	7,601
H. Motor Vehicles: Automobiles, Trucks, Buses, Motorcycles, etc.: UCR Definition	2	0	2	1	0	0	13,079
I. Other Mobile Property: Trailers, Recreational Vehicles, Airplanes, Boats, etc.	0	0	0	0	0	0	0



SRS Summary Report

Beginning Date: 02/01/2021

Ending Date: 02/28/2021

Property Classification	Offenses Reported	Unfounded	Actual Offenses	Offenses Cleared	Clearances Involving Under 18	Offenses-Uninhabited Structures	Est. Value of Property Damage
TOTAL MOBILE	2	0	2	1	0	0	13,079
J. TOTAL OTHER Crops, Timber, Fences, Signs, etc.	1	0	1	0	0	0	1,000
GRAND TOTAL	6	0	6	4	0	0	21,680



SRS Summary Report

Beginning Date: 02/01/2021

Ending Date: 02/28/2021

Human Trafficking By Agency

Agency: ALASKA STATE TROOPERS; ANCHORAGE POLICE DEPARTMENT; BETHEL POLICE DEPARTMENT; BRISTOL BAY POLICE DEPARTMENT;

Human Trafficking Classification	Offenses Reported	Unfounded	Number of Actual Offenses	Total Offenses Cleared by Arrest or Exceptional	Number of Clearances Involving Only
Commercial Sex Acts	7	0	7	0	0
Involuntary Servitude	0	0	0	0	0
Grand Total	7	0	7	0	0



SRS Summary Report

Beginning Date: 03/01/2021

Ending Date: 03/31/2021

Return A

Agency: ALASKA STATE TROOPERS; ANCHORAGE POLICE DEPARTMENT; BETHEL POLICE DEPARTMENT; BRISTOL BAY POLICE DEPARTMENT; CORDOVA POLICE DEPARTMENT; CRAIG POLICE DEPARTMENT; DILLINGHAM POLICE DEPARTMENT; FAIRBANKS AIRPORT POLICE; FAIRBANKS POLICE DEPARTMENT; HAINES POLICE DEPARTMENT; HOMER POLICE DEPARTMENT; JUNEAU POLICE DEPARTMENT; KENAI POLICE DEPARTMENT; KETCHIKAN POLICE DEPARTMENT; KODIAK POLICE DEPARTMENT; KOTZEBUE POLICE DEPARTMENT; NOME POLICE DEPARTMENT; NORTH POLE POLICE DEPARTMENT; NORTH SLOPE BUREAU POLICE DEPARTMENT; PALMER POLICE DEPARTMENT; PETERSBURG POLICE DEPARTMENT; SEWARD POLICE DEPARTMENT; SITKA POLICE DEPARTMENT; SKAGWAY POLICE DEPARTMENT; SOLDOTNA POLICE DEPARTMENT; UNALASKA POLICE DEPARTMENT; UNIVERSITY OF ALASKA ANCHORAGE; UNIVERSITY OF ALASKA FAIRBANKS; VALDEZ POLICE DEPARTMENT; WASILLA POLICE DEPARTMENT; WRANGELL POLICE DEPARTMENT

Classification of Offenses	Offenses Reported	Unfounded	Actual Offenses	Tot. Offenses Cleared	Clearances Involving Persons Under 18 Yr. of Age
Murder/NonNegligent Homicide(Total)	1	0	1	1	0
Manslaughter by Negligence(Total)	0	0	0	0	0
Rape(Total)	96	0	96	20	4
Rape	93	0	93	20	4
Attempted Rape	3	0	3	0	0
Robbery(Total)	41	0	41	20	2
Robbery - Firearm	6	0	6	3	0
Robbery - Knife or Cutting Instrument	8	0	8	6	1
Robbery - Other Dangerous Weapon	5	0	5	1	0
Robbery - StrongArm(Hands,Fists,Feet,etc)	22	0	22	10	1
Assault(Total)	977	1	976	652	40
Assault - Firearm	67	0	67	53	0
Assault - Knife or Cutting Instrument	58	0	58	48	3
Assault - Other Dangerous Weapon	84	0	84	60	4
Assault - StrongArm(Hands,Fists,Feet,etc)	71	0	71	47	1
Assault - Other(Simple, Not Aggravated)	697	1	696	444	32
Burglary(Total)	157	0	157	35	0
Burglary - Forcible Entry	87	0	87	18	0
Burglary - Unlawful Entry(No Force)	55	0	55	14	0
Burglary - Attempted Forcible Entry	15	0	15	3	0
Larceny(Total) - Theft(Excluding Motor Vehicles)	663	5	658	102	0
Motor Vehicle Theft(Total)	138	0	138	26	1
Motor Vehicle Theft - Autos	91	0	91	17	1
Motor Vehicle Theft - Trucks and Buses	40	0	40	8	0
Motor Vehicle Theft - Other Vehicles	7	0	7	1	0
Grand Total	2073	6	2067	856	47



SRS Summary Report

Beginning Date: 03/01/2021

Ending Date: 03/31/2021

Supplement Return A

Agency: ALASKA STATE TROOPERS; ANCHORAGE POLICE DEPARTMENT; BETHEL POLICE DEPARTMENT; BRISTOL BAY POLICE DEPARTMENT; CORDOVA POLICE DEPARTMENT; CRAIG POLICE DEPARTMENT; DILLINGHAM POLICE DEPARTMENT; FAIRBANKS AIRPORT POLICE; FAIRBANKS POLICE DEPARTMENT; HAINES POLICE DEPARTMENT; HOMER POLICE DEPARTMENT; JUNEAU POLICE DEPARTMENT; KENAI POLICE DEPARTMENT; KETCHIKAN POLICE DEPARTMENT; KODIAK POLICE DEPARTMENT; KOTZEBUE POLICE DEPARTMENT; NOME POLICE DEPARTMENT; NORTH POLE POLICE DEPARTMENT; NORTH SLOPE BUROUGH POLICE DEPARTMENT; PALMER POLICE DEPARTMENT; PETERSBURG POLICE DEPARTMENT; SEWARD POLICE DEPARTMENT; SITKA POLICE DEPARTMENT; SKAGWAY POLICE DEPARTMENT; SOLDOTNA POLICE DEPARTMENT; UNALASKA POLICE DEPARTMENT; UNIVERSITY OF ALASKA ANCHORAGE; UNIVERSITY OF ALASKA FAIRBANKS; VALDEZ POLICE DEPARTMENT; WASILLA POLICE DEPARTMENT; WRANGELL POLICE DEPARTMENT

Classification of Offenses	Actual Offenses	Value of Property
MURDER AND NONNEGLIGENT MANSLAUGHTER	1	0
RAPE	96	0
ROBBERY - HIGHWAY (streets, alleys, etc.)	12	5,981
COMMERCIAL HOUSE (except c, d, and f)	8	7,760
GAS OR SERVICE STATION	3	568
CONVENIENCE STORE	4	77
RESIDENCE	5	7,338
BANK	1	0
MISCELLANEOUS	8	1,366
TOTAL ROBBERY	41	23,090
BURGLARY - BREAKING OR ENTERING - RESIDENCE (dwelling) NIGHT (6 p.m. - 6 a.m.)	43	87,310
DAY (6 a.m. - 6 p.m.)	36	63,281
UNKNOWN	21	80,830
NON-RESIDENCE (store, office, etc.) NIGHT (6 p.m. - 6 a.m.)	25	96,384
DAY (6 a.m. - 6 p.m.)	17	18,370
UNKNOWN	15	42,032
TOTAL BURGLARY	157	388,207
LARCENY - THEFT (Except Motor Vehicle Theft) - \$200 AND OVER	318	463,744
\$50 TO \$199	111	10,571
UNDER \$50	229	2,720
TOTAL LARCENY (Same as Item 6x)	658	477,035
MOTOR VEHICLE THEFT (Include Alleged Joy Ride)	138	1,296,668
GRAND TOTAL - ALL ITEMS		2,185,000

Type of Property	Stolen	Recovered
Currency, Notes, Etc.	83,610	3,243
Jewelry and Precious Metals	94,447	4,200
Clothing and Furs	92,456	5,423
Locally Stolen Motor Vehicles	1,345,100	882,460
Office Equipment	52,603	8,830
Televisions, Radios, Stereos, Etc.	14,988	842
Firearms	52,006	3,676
Household Goods	28,253	1,392
Consumable Goods	19,097	1,761
Livestock	0	0
Miscellaneous	402,435	33,752
TOTAL	2,184,995	945,579

Grand Totals for 'Property Stolen by Type and Value' and 'Property Stolen by Classification' may not match due to NIBRS conversion specification set by the FBI.



SRS Summary Report

Beginning Date: 03/01/2021

Ending Date: 03/31/2021

Classification of Offenses	Actual Offenses	Value of Property
ADDITIONAL ANALYSIS OF LARCENY AND MOTOR VEHICLE THEFT - 6x. NATURE OF LARCENIES UNDER ITEM 6 (POCKET-PICKING)	2	34
PURSE-SNATCHING	1	1,300
SHOPLIFTING	179	42,541
FROM MOTOR VEHICLES (except e)	131	85,038
MOTOR VEHICLE PARTS AND ACCESSORIES	71	48,819
BICYCLES	10	9,272
FROM BUILDING (except c and h)	114	194,528
FROM ANY COIN-OPERATED MACHINES (parking meters,etc.)	0	0
ALL OTHER	150	95,503
TOTAL LARCENIES (Same as Item 6)	658	477,035
MOTOR VEHICLES RECOVERED (STOLEN LOCALLY AND RECOVERED LOCALLY)	85	
STOLEN LOCALLY AND RECOVERED BY OTHER JURISDICTIONS	4	
TOTAL LOCALLY STOLEN MOTOR VEHICLES RECOVERED	116	
STOLEN IN OTHER JURISDICTIONS AND RECOVERED LOCALLY	1	

Grand Totals for 'Property Stolen by Type and Value' and 'Property Stolen by Classification' may not match due to NIBRS conversion specification set by the FBI.



SRS Summary Report

Beginning Date: 03/01/2021

Ending Date: 03/31/2021

Law Enforcement Officers Killed or Assaulted

Agency: ALASKA STATE TROOPERS; ANCHORAGE POLICE DEPARTMENT; BETHEL POLICE DEPARTMENT; BRISTOL BAY POLICE DEPARTMENT; CORDOVA POLICE DEPARTMENT; CRAIG POLICE DEPARTMENT; DILLINGHAM POLICE DEPARTMENT; FAIRBANKS AIRPORT POLICE; FAIRBANKS POLICE DEPARTMENT; HAINES POLICE DEPARTMENT; HOMER POLICE DEPARTMENT; JUNEAU POLICE DEPARTMENT; KENAI POLICE DEPARTMENT; KETCHIKAN POLICE DEPARTMENT; KODIAK POLICE DEPARTMENT; KOTZEBUE POLICE DEPARTMENT; NOME POLICE DEPARTMENT; NORTH POLE POLICE DEPARTMENT; NORTH SLOPE BOROUGH POLICE DEPARTMENT; PALMER POLICE DEPARTMENT; PETERSBURG POLICE DEPARTMENT; SEWARD POLICE DEPARTMENT; SITKA POLICE DEPARTMENT; SKAGWAY POLICE DEPARTMENT; SOLDOTNA POLICE DEPARTMENT; UNALASKA POLICE DEPARTMENT; UNIVERSITY OF ALASKA ANCHORAGE; UNIVERSITY OF ALASKA FAIRBANKS; VALDEZ POLICE DEPARTMENT; WASILLA POLICE DEPARTMENT; WRANGELL POLICE DEPARTMENT

Police Officers Killed Feloniously	Police Officers Killed Accidentally
0	0

Type of Activity	Total Assaults by Weapon	Firearm	Knife or Other Cutting Instrum.	Other Dangerous Weapon	Hands Fists Feet etc.	Two Man Vehicle	One-Man Vehicle		Detective or Special Assign		Other		Police Assaults Cleared
							Alone	Assisted	Alone	Assisted	Alone	Assisted	
Responding to disturbance call (family quarrels, person with firearm, etc.)	11	0	0	1	10	0	1	10	0	0	0	0	11
Burglaries in progress or pursuing burglary suspects	1	0	0	0	1	0	0	1	0	0	0	0	1
Robberies in progress or pursuing robbery suspects	0	0	0	0	0	0	0	0	0	0	0	0	0
Attempting other arrests	22	0	5	0	17	2	1	17	0	2	0	0	22
Civil disorder (riot, mass disobedience, etc.)	0	0	0	0	0	0	0	0	0	0	0	0	0
Handling, transporting, custody of prisoners	9	0	0	0	9	2	1	6	0	0	0	0	9
Investigating suspicious persons or circumstances	1	0	0	0	1	0	0	1	0	0	0	0	1
Ambush - no warning	1	0	0	0	1	0	1	0	0	0	0	0	1
Handling persons with mental illness	6	0	0	0	6	2	0	4	0	0	0	0	4
Traffic pursuits and stops	9	0	0	6	3	0	1	8	0	0	0	0	8



SRS Summary Report

Beginning Date: 03/01/2021

Ending Date: 03/31/2021

Type of Activity	Total Assaults by Weapon	Firearm	Knife or Other Cutting Instrum.	Other Dangerous Weapon	Hands Fists Feet etc.	Two Man Vehicle	One-Man Vehicle		Detective or Special Assign		Other		Police Assaults Cleared
							Alone	Assisted	Alone	Assisted	Alone	Assisted	
All other	5	0	0	0	5	0	1	3	0	0	1	0	7
TOTAL	65	0	5	7	53	6	6	50	0	2	1	0	64
Number with personal injury	19	0	0	0	19	0	0	0	0	0	0	0	0
Number without personal injury	46	0	5	7	34	0	0	0	0	0	0	0	0

Time of assaults	12:01 - 2:00	2:01 - 4:00	4:01 - 6:00	6:01 - 8:00	8:01 - 10:00	10:01 - 12:00
Time of Assault AM	12	2	3	0	0	9
PM	1	1	1	10	19	7



Arrestee Summary Report

Beginning Date: 03/01/2021

Ending Date: 03/31/2021

Arrests by Age/Sex/Race

Agency: ALASKA STATE TROOPERS; ANCHORAGE POLICE DEPARTMENT; BETHEL POLICE DEPARTMENT; BRISTOL BAY POLICE DEPARTMENT; CORDOVA POLICE DEPARTMENT; CRAIG POLICE DEPARTMENT; DILLINGHAM POLICE DEPARTMENT; FAIRBANKS AIRPORT POLICE; FAIRBANKS POLICE DEPARTMENT; HAINES POLICE DEPARTMENT; HOMER POLICE DEPARTMENT; JUNEAU POLICE DEPARTMENT; KENAI POLICE DEPARTMENT; KETCHIKAN POLICE DEPARTMENT; KODIAK POLICE DEPARTMENT; KOTZEBUE POLICE DEPARTMENT; NOME POLICE DEPARTMENT; NORTH POLE POLICE DEPARTMENT; NORTH SLOPE BUROUGH POLICE DEPARTMENT; PALMER POLICE DEPARTMENT; PETERSBURG POLICE DEPARTMENT; SEWARD POLICE DEPARTMENT; SITKA POLICE DEPARTMENT; SKAGWAY POLICE DEPARTMENT; SOLDOTNA POLICE DEPARTMENT; UNALASKA POLICE DEPARTMENT; UNIVERSITY OF ALASKA ANCHORAGE; UNIVERSITY OF ALASKA FAIRBANKS; VALDEZ POLICE DEPARTMENT; WASILLA POLICE DEPARTMENT; WRANGELL POLICE DEPARTMENT

Offense: All

Classification of Offenses	Sex	Under 10	10-12	13-14	15	16	17	18	19	20	21	22	23	24	25-29	30-34	35-39	40-44	45-49	50-54	55-59	60-64	65 and Over	Total	White	Black	American Indian / Alaskan Native	Asian	Native Hawaiian / Other Pacific Islander
Murder and Nonnegligent Manslaughter	Male	0	0	0	0	0	0	0	0	0	0	0	0	0	0	0	0	0	0	0	0	0	0	0	0	0	1	0	0
	Female	0	0	0	0	0	0	0	0	0	0	0	0	0	0	0	1	0	0	0	0	0	0	0	1				
Manslaughter by Negligence	Male	0	0	0	0	0	0	0	0	0	0	0	0	0	0	0	0	0	0	0	0	0	0	0	0	0	0	0	0
	Female	0	0	0	0	0	0	0	0	0	0	0	0	0	0	0	0	0	0	0	0	0	0	0	0	0	0	0	0
Rape	Male	0	1	0	0	2	1	0	0	1	2	0	0	1	1	3	0	0	0	0	0	0	1	0	13	5	0	8	0
	Female	0	0	0	0	0	0	0	0	0	0	0	0	0	0	0	0	0	0	0	0	0	0	0	0	0	0	0	0
Robbery	Male	0	1	2	0	1	0	0	0	1	0	2	0	0	5	3	1	0	1	0	1	0	0	18	13	0	6	2	
	Female	0	0	0	0	0	0	0	0	0	0	0	0	0	1	0	1	1	0	0	0	0	0	3					
Aggravated Assault (Return A - 4a-d)	Male	0	1	3	1	0	2	1	2	2	0	3	5	6	18	21	13	14	6	8	8	4	0	118	54	15	68	11	
	Female	0	0	1	0	0	0	0	0	1	1	1	1	0	5	6	6	1	3	2	1	1	0	30					
Burglary - Breaking or Entering	Male	0	0	0	0	0	0	0	0	1	1	1	1	1	4	4	5	6	0	1	0	0	0	25	18	1	10	0	
	Female	0	0	0	0	0	0	0	0	0	0	0	0	0	2	0	2	0	0	0	0	0	0	4					
Larceny-Theft (Except Motor Vehicle Theft)	Male	0	0	0	0	0	0	0	1	0	0	0	0	2	12	11	11	4	4	5	1	0	0	51	50	4	25	2	
	Female	0	0	0	0	0	0	1	0	0	0	2	1	0	8	10	5	1	0	1	1	0	0	30					
Motor Vehicle Theft	Male	0	0	0	0	0	1	0	1	0	0	1	0	0	3	3	4	2	1	1	1	0	0	18	16	1	9	2	
	Female	0	0	0	0	0	0	0	0	0	1	1	0	0	3	1	2	1	1	0	0	0	0	10					
Other Assaults (Return A - 4e)	Male	1	1	1	3	2	1	2	4	4	3	6	7	6	29	32	36	30	17	11	14	12	2	224	99	26	183	16	
	Female	0	1	5	2	3	2	4	3	7	2	1	0	1	22	17	11	4	6	8	2	1	0	102					
Arson	Male	0	0	0	0	0	0	0	0	0	0	0	0	0	0	0	0	0	0	0	0	0	0	0	0	0	0	0	0
	Female	0	0	0	0	0	0	0	0	0	0	0	0	0	0	0	0	0	0	0	0	0	0	0	0	0	0	0	0
Forgery and Counterfeiting	Male	0	0	0	0	0	0	0	0	0	0	0	0	0	1	0	0	0	0	0	0	0	0	1	1	0	0	0	0
	Female	0	0	0	0	0	0	0	0	0	0	0	0	0	0	0	0	0	0	0	0	0	0	0	0	0	0	0	0
Fraud	Male	0	0	0	0	0	0	0	0	0	0	0	0	0	1	1	2	0	0	0	0	0	0	4	3	1	1	0	
	Female	0	0	0	0	0	0	0	0	0	0	0	0	0	0	0	1	0	0	0	0	0	0	1					
Embezzlement	Male	0	0	0	0	0	0	1	0	0	0	1	0	0	0	0	0	0	0	0	0	0	0	2	3	0	0	0	
	Female	0	0	0	0	0	0	0	0	0	1	0	0	0	0	0	0	0	0	0	0	0	0	1					
Stolen Property; Buying, Receiving, Possessing	Male	0	0	0	0	0	0	0	0	0	0	0	0	0	0	3	1	2	0	0	0	0	0	6	6	1	0	0	
	Female	0	0	0	0	0	0	0	0	0	0	0	0	0	0	1	0	0	0	0	0	0	0	1					
Vandalism	Male	0	0	0	1	0	0	1	1	1	1	0	0	2	10	8	5	4	3	0	1	0	1	39	27	8	27	4	
	Female	0	0	2	1	0	0	2	2	2	0	0	1	0	4	3	4	2	3	1	0	0	0	27					
Weapons; Carrying, Possessing, etc.	Male	0	0	0	0	0	0	1	0	0	0	2	0	1	7	4	4	4	0	1	1	0	1	26	15	6	7	0	
	Female	0	1	0	0	0	0	0	0	0	0	0	0	0	1	0	1	0	0	0	0	0	0	3					
Prostitution and Commercialized Vice	Male	0	0	0	0	0	0	0	0	0	0	0	0	0	0	0	0	0	0	0	0	0	0	0	0	0	0	0	0
	Female	0	0	0	0	0	0	0	0	0	0	0	0	0	0	0	0	0	0	0	0	0	0	0	0	0	0	0	0



Arrestee Summary Report

Beginning Date: 03/01/2021

Ending Date: 03/31/2021

Classification of Offenses	Sex	Under 10	10-12	13-14	15	16	17	18	19	20	21	22	23	24	25-29	30-34	35-39	40-44	45-49	50-54	55-59	60-64	65 and Over	Total	White	Black	American Indian / Alaskan Native	Asian	Native Hawaiian / Other Pacific Islander
Prostitution	Male	0	0	0	0	0	0	0	0	0	0	0	0	0	0	0	0	0	0	0	0	0	0	0	0	0	0	0	0
	Female	0	0	0	0	0	0	0	0	0	0	0	0	0	0	0	0	0	0	0	0	0	0	0	0	0	0	0	0
Assisting or Promoting Prostitution	Male	0	0	0	0	0	0	0	0	0	0	0	0	0	0	0	0	0	0	0	0	0	0	0	0	0	0	0	0
	Female	0	0	0	0	0	0	0	0	0	0	0	0	0	0	0	0	0	0	0	0	0	0	0	0	0	0	0	0
Purchasing Prostitution	Male	0	0	0	0	0	0	0	0	0	0	0	0	0	0	0	0	0	0	0	0	0	0	0	0	0	0	0	0
	Female	0	0	0	0	0	0	0	0	0	0	0	0	0	0	0	0	0	0	0	0	0	0	0	0	0	0	0	0
Sex Offenses (Except Rape and Prostitution)	Male	0	0	0	0	0	1	0	0	0	0	0	0	0	3	1	4	4	0	1	4	2	0	20	7	0	12	1	0
	Female	0	0	0	0	0	0	0	0	0	0	0	0	0	0	0	0	0	0	0	0	0	0	0	0	0	0	0	0
Drug Abuse Violations - Grand Total	Male	0	0	1	1	2	0	1	0	1	3	1	1	0	2	14	3	5	5	4	2	1	1	48	39	11	26	5	0
	Female	0	0	1	0	0	1	1	1	1	2	0	0	1	7	8	4	0	5	1	1	0	0	34					
(1) Sale/Manufacturing - Subtotal	Male	0	0	0	0	0	0	0	0	0	1	1	0	0	1	6	0	1	3	0	0	0	0	13	10	2	3	5	0
	Female	0	0	0	0	0	0	0	0	0	0	0	0	0	4	0	0	0	2	1	0	0	0	7					
18a - Opium/Cocaine	Male	0	0	0	0	0	0	0	0	0	0	0	0	0	1	3	0	1	2	0	0	0	0	7	3	2	2	2	0
	Female	0	0	0	0	0	0	0	0	0	0	0	0	0	2	0	0	0	0	0	0	0	0	2					
18b - Marijuana	Male	0	0	0	0	0	0	0	0	0	1	0	0	0	0	0	0	0	0	0	0	0	0	1	2	0	0	0	0
	Female	0	0	0	0	0	0	0	0	0	0	0	0	0	0	0	0	0	1	0	0	0	0	1					
18c - Synthetic Narcotics - Manufactured Narcotics Which Can Cause True Drug Addiction (Demerol, Methadones)	Male	0	0	0	0	0	0	0	0	0	0	0	0	0	0	0	0	0	0	0	0	0	0	0	0	0	0	0	0
	Female	0	0	0	0	0	0	0	0	0	0	0	0	0	0	0	0	0	0	0	0	0	0	0	0	0	0	0	0
18d - Other - Dangerous Nonnarcotic Drugs (Barbiturates, Benzadrine)	Male	0	0	0	0	0	0	0	0	0	0	1	0	0	0	3	0	0	1	0	0	0	0	5	5	0	1	3	0
	Female	0	0	0	0	0	0	0	0	0	0	0	0	0	2	0	0	0	1	1	0	0	0	4					
(2) Possession - Subtotal	Male	0	0	1	1	2	0	1	0	1	2	0	1	0	1	8	3	4	2	4	2	1	1	35	29	9	23	0	0
	Female	0	0	1	0	0	1	1	1	1	2	0	0	1	3	8	4	0	3	0	1	0	0	27					
18e - Opium or Cocaine and Their Derivatives (Morphine, Heroin, Codeine)	Male	0	0	0	0	0	0	0	0	0	0	0	0	0	1	2	2	1	0	2	0	0	0	8	8	2	8	0	0
	Female	0	0	0	0	0	0	0	1	0	1	0	0	1	2	4	0	0	0	0	1	0	0	10					
18f - Marijuana	Male	0	0	1	1	2	0	1	0	0	0	0	0	0	0	0	0	0	0	0	0	0	0	5	6	3	1	0	0
	Female	0	0	1	0	0	1	1	0	1	0	0	0	0	0	0	0	0	1	0	0	0	0	5					
18g - Synthetic Narcotics - Manufactured Narcotics Which Can Cause True Drug Addiction (Demerol, Methadones)	Male	0	0	0	0	0	0	0	0	0	0	0	0	0	0	0	0	0	0	0	0	0	0	0	0	1	0	0	0
	Female	0	0	0	0	0	0	0	0	0	0	0	0	0	0	0	0	0	1	0	0	0	0	1					
18h - Other - Dangerous Nonnarcotic Drugs	Male	0	0	0	0	0	0	0	0	1	2	0	1	0	0	6	1	3	2	2	2	1	1	22	14	4	14	0	0
	Female	0	0	0	0	0	0	0	0	0	1	0	0	0	1	4	4	0	1	0	0	0	0	11					
Gambling - Total	Male	0	0	0	0	0	0	0	0	0	0	0	0	0	0	0	0	0	0	0	0	0	0	0	0	0	0	0	0



Arrestee Summary Report

Beginning Date: 03/01/2021

Ending Date: 03/31/2021

Classification of Offenses	Sex	Under 10	10-12	13-14	15	16	17	18	19	20	21	22	23	24	25-29	30-34	35-39	40-44	45-49	50-54	55-59	60-64	65 and Over	Total	White	Black	American Indian / Alaskan Native	Asian	Native Hawaiian / Other Pacific Islander	
Gambling - Total	Female	0	0	0	0	0	0	0	0	0	0	0	0	0	0	0	0	0	0	0	0	0	0	0						
Bookmaking (Horse and Sport Book)	Male	0	0	0	0	0	0	0	0	0	0	0	0	0	0	0	0	0	0	0	0	0	0	0	0	0	0	0	0	
	Female	0	0	0	0	0	0	0	0	0	0	0	0	0	0	0	0	0	0	0	0	0	0	0	0					
Numbers and Lottery	Male	0	0	0	0	0	0	0	0	0	0	0	0	0	0	0	0	0	0	0	0	0	0	0	0	0	0	0	0	
	Female	0	0	0	0	0	0	0	0	0	0	0	0	0	0	0	0	0	0	0	0	0	0	0	0					
All Other Gambling	Male	0	0	0	0	0	0	0	0	0	0	0	0	0	0	0	0	0	0	0	0	0	0	0	0	0	0	0	0	
	Female	0	0	0	0	0	0	0	0	0	0	0	0	0	0	0	0	0	0	0	0	0	0	0	0					
Offenses Against The Family and Children	Male	0	0	0	0	0	0	0	0	0	0	0	0	0	1	1	0	0	0	0	0	0	0	0	2	2	0	5	1	0
	Female	0	0	0	0	0	0	0	1	0	0	0	0	1	2	1	1	0	1	0	0	0	0	0	7					
Driving Under The Influence	Male	0	0	0	0	0	2	3	2	1	4	13	15	6	36	27	21	16	8	11	3	10	6	184	145	19	78	10	1	
	Female	0	0	0	0	0	0	0	1	2	1	2	4	9	12	13	3	4	7	6	4	0	2	70						
Liquor Laws	Male	0	0	0	0	0	0	2	1	0	1	1	0	0	1	1	1	1	0	1	4	1	0	15	3	1	16	0	0	
	Female	0	0	1	0	0	0	1	0	0	0	0	0	0	0	1	0	0	1	0	1	1	0	6						
Drunkenness	Male	0	0	0	0	0	0	0	0	0	0	0	0	0	0	0	0	0	0	0	0	0	0	0	0	0	0	0	0	
	Female	0	0	0	0	0	0	0	0	0	0	0	2	0	1	1	1	0	0	0	0	0	0	5						
Disorderly Conduct	Male	0	0	0	0	1	0	0	0	0	2	0	0	0	5	4	7	7	2	6	2	1	0	37	18	1	38	0	0	
	Female	0	0	0	0	0	0	0	2	0	1	0	0	0	3	6	4	1	1	0	1	1	0	20						
Vagrancy	Male	0	0	0	0	0	0	0	0	0	0	0	0	0	0	0	0	0	0	0	0	0	0	0	0	0	0	0	0	
	Female	0	0	0	0	0	0	0	0	0	0	0	0	0	0	0	0	0	0	0	0	0	0	0	0					
All Other Offenses (Except Traffic)	Male	0	0	1	0	2	3	6	5	10	12	8	11	17	91	102	65	62	54	35	28	18	8	538	356	53	338	24	5	
	Female	0	1	0	0	1	3	1	6	4	12	6	5	8	53	45	39	28	9	11	4	3	2	241						
Suspicion	Male	0	0	0	0	0	0	0	0	0	0	0	0	0	0	0	0	0	0	0	0	0	0	0	0	0	0	0	0	
	Female	0	0	0	0	0	0	0	0	0	0	0	0	0	0	0	0	0	0	0	0	0	0	0						
Curfew and Loitering Law Violations	Male	0	0	0	0	0	0																	0	0	0	0	0	0	
	Female	0	0	0	0	0	0																	0						
Runaway	Male	0	0	0	0	0	0																	0	0	0	0	0	0	
	Female	0	0	0	0	0	0																	0						
Human Trafficking/Commercial Sex Acts	Male	0	0	0	0	0	0	0	0	0	0	0	0	0	0	0	0	0	0	0	0	0	0	0	0	0	0	0	0	
	Female	0	0	0	0	0	0	0	0	0	0	0	0	0	0	0	0	0	0	0	0	0	0	0	0					
Human Trafficking/Involuntary Servitude	Male	0	0	0	0	0	0	0	0	0	0	0	0	0	0	0	0	0	0	0	0	0	0	0	0	0	0	0	0	
	Female	0	0	0	0	0	0	0	0	0	0	0	0	0	0	0	0	0	0	0	0	0	0	0	0					
SUB TOTAL	Male	1	4	8	6	10	11	18	17	22	29	39	40	42	230	243	183	161	101	85	70	50	19	1,389						
	Female	0	3	10	3	4	6	10	16	17	21	13	14	20	124	114	85	43	37	30	15	7	4	596						
TOTAL		1	7	18	9	14	17	28	33	39	50	52	54	62	354	357	268	204	138	115	85	57	23	1,985	880	148	863	78	7	



SRS Summary Report

Beginning Date: 03/01/2021

Ending Date: 03/31/2021

Return of Arson Offenses

Agency: ALASKA STATE TROOPERS; ANCHORAGE POLICE DEPARTMENT; BETHEL POLICE DEPARTMENT; BRISTOL BAY POLICE DEPARTMENT; CORDOVA POLICE DEPARTMENT; CRAIG POLICE DEPARTMENT; DILLINGHAM POLICE DEPARTMENT; FAIRBANKS AIRPORT POLICE; FAIRBANKS POLICE DEPARTMENT; HAINES POLICE DEPARTMENT; HOMER POLICE DEPARTMENT; JUNEAU POLICE DEPARTMENT; KENAI POLICE DEPARTMENT; KETCHIKAN POLICE DEPARTMENT; KODIAK POLICE DEPARTMENT; KOTZEBUE POLICE DEPARTMENT; NOME POLICE DEPARTMENT; NORTH POLE POLICE DEPARTMENT; NORTH SLOPE BUROUGH POLICE DEPARTMENT; PALMER POLICE DEPARTMENT; PETERSBURG POLICE DEPARTMENT; SEWARD POLICE DEPARTMENT; SITKA POLICE DEPARTMENT; SKAGWAY POLICE DEPARTMENT; SOLDOTNA POLICE DEPARTMENT; UNALASKA POLICE DEPARTMENT; UNIVERSITY OF ALASKA ANCHORAGE; UNIVERSITY OF ALASKA FAIRBANKS; VALDEZ POLICE DEPARTMENT; WASILLA POLICE DEPARTMENT; WRANGELL POLICE DEPARTMENT

Property Classification	Offenses Reported	Unfounded	Actual Offenses	Offenses Cleared	Clearances Involving Under 18	Offenses-Uninhabited Structures	Est. Value of Property Damage
A. Single Occupancy Residential: Houses, Townhouses, Duplexes, etc.	0	0	0	0	0	0	0
B. Other Residential: Apartments, Tenements, Flats, Hotels, Motels, Inns, Dormitories, Boarding Houses, etc.	1	0	1	0	0	0	400
C. Storage: Barns, Garages, Warehouses, etc.	0	0	0	0	0	0	0
D. Industrial/Manufacturing	0	0	0	0	0	0	0
E. Other Commercial: Stores, Restaurants, Offices, etc.	0	0	0	0	0	0	0
F. Community/Public: Churches, Jails, Schools, Colleges, Hospitals, etc.	0	0	0	0	0	0	0
G. All Other Structure: Out Buildings, Monuments, Buildings Under Construction, etc.	1	0	1	0	0	0	164,500
TOTAL STRUCTURE	2	0	2	0	0	0	164,900
H. Motor Vehicles: Automobiles, Trucks, Buses, Motorcycles, etc.: UCR Definition	9	0	9	0	0	0	30,600
I. Other Mobile Property: Trailers, Recreational Vehicles, Airplanes, Boats, etc.	0	0	0	0	0	0	0



SRS Summary Report

Beginning Date: 03/01/2021

Ending Date: 03/31/2021

Property Classification	Offenses Reported	Unfounded	Actual Offenses	Offenses Cleared	Clearances Involving Under 18	Offenses-Uninhabited Structures	Est. Value of Property Damage
TOTAL MOBILE	9	0	9	0	0	0	30,600
J. TOTAL OTHER Crops, Timber, Fences, Signs, etc.	2	0	2	0	0	0	1,185
GRAND TOTAL	14	0	14	1	0	0	196,685



SRS Summary Report

Beginning Date: 04/01/2021

Ending Date: 04/30/2021

Return A

Agency: ALASKA STATE TROOPERS; ANCHORAGE POLICE DEPARTMENT; BETHEL POLICE DEPARTMENT; BRISTOL BAY POLICE DEPARTMENT; CORDOVA POLICE DEPARTMENT; CRAIG POLICE DEPARTMENT; DILLINGHAM POLICE DEPARTMENT; FAIRBANKS AIRPORT POLICE; FAIRBANKS POLICE DEPARTMENT; HAINES POLICE DEPARTMENT; HOMER POLICE DEPARTMENT; JUNEAU POLICE DEPARTMENT; KENAI POLICE DEPARTMENT; KETCHIKAN POLICE DEPARTMENT; KODIAK POLICE DEPARTMENT; KOTZEBUE POLICE DEPARTMENT; NOME POLICE DEPARTMENT; NORTH POLE POLICE DEPARTMENT; NORTH SLOPE BUREAU POLICE DEPARTMENT; PALMER POLICE DEPARTMENT; PETERSBURG POLICE DEPARTMENT; SEWARD POLICE DEPARTMENT; SITKA POLICE DEPARTMENT; SKAGWAY POLICE DEPARTMENT; SOLDOTNA POLICE DEPARTMENT; UNALASKA POLICE DEPARTMENT; UNIVERSITY OF ALASKA ANCHORAGE; UNIVERSITY OF ALASKA FAIRBANKS; VALDEZ POLICE DEPARTMENT; WASILLA POLICE DEPARTMENT; WRANGELL POLICE DEPARTMENT

Classification of Offenses	Offenses Reported	Unfounded	Actual Offenses	Tot. Offenses Cleared	Clearances Involving Persons Under 18 Yr. of Age
Murder/NonNegligent Homicide(Total)	5	0	5	3	0
Manslaughter by Negligence(Total)	0	0	0	0	0
Rape(Total)	107	2	105	22	5
Rape	102	2	100	18	4
Attempted Rape	5	0	5	4	1
Robbery(Total)	48	1	47	13	2
Robbery - Firearm	3	0	3	0	0
Robbery - Knife or Cutting Instrument	6	0	6	3	0
Robbery - Other Dangerous Weapon	7	0	7	3	0
Robbery - StrongArm(Hands,Fists,Feet,etc)	32	1	31	7	2
Assault(Total)	1101	2	1099	646	47
Assault - Firearm	62	0	62	39	5
Assault - Knife or Cutting Instrument	85	0	85	57	0
Assault - Other Dangerous Weapon	116	1	115	69	5
Assault - StrongArm(Hands,Fists,Feet,etc)	73	0	73	51	3
Assault - Other(Simple, Not Aggravated)	765	1	764	430	34
Burglary(Total)	124	1	123	32	3
Burglary - Forcible Entry	67	1	66	13	2
Burglary - Unlawful Entry(No Force)	45	0	45	17	1
Burglary - Attempted Forcible Entry	12	0	12	2	0
Larceny(Total) - Theft(Excluding Motor Vehicles)	650	7	643	105	5
Motor Vehicle Theft(Total)	101	3	98	22	1
Motor Vehicle Theft - Autos	52	1	51	15	0
Motor Vehicle Theft - Trucks and Buses	39	2	37	6	1
Motor Vehicle Theft - Other Vehicles	10	0	10	1	0
Grand Total	2136	16	2120	843	63



SRS Summary Report

Beginning Date: 04/01/2021

Ending Date: 04/30/2021

Supplement Return A

Agency: ALASKA STATE TROOPERS; ANCHORAGE POLICE DEPARTMENT; BETHEL POLICE DEPARTMENT; BRISTOL BAY POLICE DEPARTMENT; CORDOVA POLICE DEPARTMENT; CRAIG POLICE DEPARTMENT; DILLINGHAM POLICE DEPARTMENT; FAIRBANKS AIRPORT POLICE; FAIRBANKS POLICE DEPARTMENT; HAINES POLICE DEPARTMENT; HOMER POLICE DEPARTMENT; JUNEAU POLICE DEPARTMENT; KENAI POLICE DEPARTMENT; KETCHIKAN POLICE DEPARTMENT; KODIAK POLICE DEPARTMENT; KOTZEBUE POLICE DEPARTMENT; NOME POLICE DEPARTMENT; NORTH POLE POLICE DEPARTMENT; NORTH SLOPE BUROUGH POLICE DEPARTMENT; PALMER POLICE DEPARTMENT; PETERSBURG POLICE DEPARTMENT; SEWARD POLICE DEPARTMENT; SITKA POLICE DEPARTMENT; SKAGWAY POLICE DEPARTMENT; SOLDOTNA POLICE DEPARTMENT; UNALASKA POLICE DEPARTMENT; UNIVERSITY OF ALASKA ANCHORAGE; UNIVERSITY OF ALASKA FAIRBANKS; VALDEZ POLICE DEPARTMENT; WASILLA POLICE DEPARTMENT; WRANGELL POLICE DEPARTMENT

Classification of Offenses	Actual Offenses	Value of Property
MURDER AND NONNEGLIGENT MANSLAUGHTER	5	0
RAPE	105	356
ROBBERY - HIGHWAY (streets, alleys, etc.)	11	555
COMMERCIAL HOUSE (except c, d, and f)	8	2,642
GAS OR SERVICE STATION	0	0
CONVENIENCE STORE	3	12
RESIDENCE	16	10,155
BANK	2	180
MISCELLANEOUS	7	7,923
TOTAL ROBBERY	47	21,467
BURGLARY - BREAKING OR ENTERING - RESIDENCE (dwelling) NIGHT (6 p.m. - 6 a.m.)	26	125,970
DAY (6 a.m. - 6 p.m.)	28	20,268
UNKNOWN	21	58,953
NON-RESIDENCE (store, office, etc.) NIGHT (6 p.m. - 6 a.m.)	25	19,386
DAY (6 a.m. - 6 p.m.)	16	9,677
UNKNOWN	7	9,602
TOTAL BURGLARY	123	243,856
LARCENY - THEFT (Except Motor Vehicle Theft) - \$200 AND OVER	333	464,028
\$50 TO \$199	116	12,385
UNDER \$50	194	2,302
TOTAL LARCENY (Same as Item 6x)	643	478,715
MOTOR VEHICLE THEFT (Include Alleged Joy Ride)	98	825,942
GRAND TOTAL - ALL ITEMS		1,570,336

Type of Property	Stolen	Recovered
Currency, Notes, Etc.	79,390	6,827
Jewelry and Precious Metals	108,476	6,358
Clothing and Furs	51,330	5,374
Locally Stolen Motor Vehicles	835,958	984,979
Office Equipment	43,903	2,173
Televisions, Radios, Stereos, Etc.	24,784	180
Firearms	56,801	5,231
Household Goods	21,481	1,329
Consumable Goods	35,270	3,238
Livestock	1	0
Miscellaneous	312,940	38,937
TOTAL	1,570,334	1,054,626

Grand Totals for 'Property Stolen by Type and Value' and 'Property Stolen by Classification' may not match due to NIBRS conversion specification set by the FBI.



SRS Summary Report

Beginning Date: 04/01/2021

Ending Date: 04/30/2021

Classification of Offenses	Actual Offenses	Value of Property
ADDITIONAL ANALYSIS OF LARCENY AND MOTOR VEHICLE THEFT - 6x. NATURE OF LARCENIES UNDER ITEM 6 (POCKET-PICKING)	3	2,530
PURSE-SNATCHING	1	405
SHOPLIFTING	179	35,848
FROM MOTOR VEHICLES (except e)	140	98,037
MOTOR VEHICLE PARTS AND ACCESSORIES	60	48,742
BICYCLES	22	9,185
FROM BUILDING (except c and h)	106	160,665
FROM ANY COIN-OPERATED MACHINES (parking meters,etc.)	1	530
ALL OTHER	131	122,773
TOTAL LARCENIES (Same as Item 6)	643	478,715
MOTOR VEHICLES RECOVERED (STOLEN LOCALLY AND RECOVERED LOCALLY)	65	
STOLEN LOCALLY AND RECOVERED BY OTHER JURISDICTIONS	4	
TOTAL LOCALLY STOLEN MOTOR VEHICLES RECOVERED	94	
STOLEN IN OTHER JURISDICTIONS AND RECOVERED LOCALLY	1	

Grand Totals for 'Property Stolen by Type and Value' and 'Property Stolen by Classification' may not match due to NIBRS conversion specification set by the FBI.



SRS Summary Report

Beginning Date: 04/01/2021

Ending Date: 04/30/2021

Law Enforcement Officers Killed or Assaulted

Agency: ALASKA STATE TROOPERS; ANCHORAGE POLICE DEPARTMENT; BETHEL POLICE DEPARTMENT; BRISTOL BAY POLICE DEPARTMENT; CORDOVA POLICE DEPARTMENT; CRAIG POLICE DEPARTMENT; DILLINGHAM POLICE DEPARTMENT; FAIRBANKS AIRPORT POLICE; FAIRBANKS POLICE DEPARTMENT; HAINES POLICE DEPARTMENT; HOMER POLICE DEPARTMENT; JUNEAU POLICE DEPARTMENT; KENAI POLICE DEPARTMENT; KETCHIKAN POLICE DEPARTMENT; KODIAK POLICE DEPARTMENT; KOTZEBUE POLICE DEPARTMENT; NOME POLICE DEPARTMENT; NORTH POLE POLICE DEPARTMENT; NORTH SLOPE BOROUGH POLICE DEPARTMENT; PALMER POLICE DEPARTMENT; PETERSBURG POLICE DEPARTMENT; SEWARD POLICE DEPARTMENT; SITKA POLICE DEPARTMENT; SKAGWAY POLICE DEPARTMENT; SOLDOTNA POLICE DEPARTMENT; UNALASKA POLICE DEPARTMENT; UNIVERSITY OF ALASKA ANCHORAGE; UNIVERSITY OF ALASKA FAIRBANKS; VALDEZ POLICE DEPARTMENT; WASILLA POLICE DEPARTMENT; WRANGELL POLICE DEPARTMENT

Police Officers Killed Feloniously	Police Officers Killed Accidentally
0	0

Type of Activity	Total Assaults by Weapon	Firearm	Knife or Other Cutting Instrum.	Other Dangerous Weapon	Hands Fists Feet etc.	Two Man Vehicle	One-Man Vehicle		Detective or Special Assign		Other		Police Assaults Cleared
							Alone	Assisted	Alone	Assisted	Alone	Assisted	
Responding to disturbance call (family quarrels, person with firearm, etc.)	23	0	0	4	19	0	4	17	0	0	0	2	20
Burglaries in progress or pursuing burglary suspects	0	0	0	0	0	0	0	0	0	0	0	0	0
Robberies in progress or pursuing robbery suspects	0	0	0	0	0	0	0	0	0	0	0	0	0
Attempting other arrests	18	3	0	1	14	1	3	14	0	0	0	0	18
Civil disorder (riot, mass disobedience, etc.)	0	0	0	0	0	0	0	0	0	0	0	0	0
Handling, transporting, custody of prisoners	3	0	0	0	3	0	1	2	0	0	0	0	2
Investigating suspicious persons or circumstances	11	0	2	1	8	0	4	7	0	0	0	0	11
Ambush - no warning	0	0	0	0	0	0	0	0	0	0	0	0	0
Handling persons with mental illness	8	0	2	0	6	0	0	8	0	0	0	0	8
Traffic pursuits and stops	2	0	0	2	0	0	0	2	0	0	0	0	2



SRS Summary Report

Beginning Date: 04/01/2021

Ending Date: 04/30/2021

Type of Activity	Total Assaults by Weapon	Firearm	Knife or Other Cutting Instrum.	Other Dangerous Weapon	Hands Fists Feet etc.	Two Man Vehicle	One-Man Vehicle		Detective or Special Assign		Other		Police Assaults Cleared
							Alone	Assisted	Alone	Assisted	Alone	Assisted	
All other	3	0	0	1	2	0	1	2	0	0	0	0	3
TOTAL	68	3	4	9	52	1	13	52	0	0	0	2	64
Number with personal injury	15	1	0	2	12	0	0	0	0	0	0	0	0
Number without personal injury	53	2	4	7	40	0	0	0	0	0	0	0	0

Time of assaults	12:01 - 2:00	2:01 - 4:00	4:01 - 6:00	6:01 - 8:00	8:01 - 10:00	10:01 - 12:00
Time of Assault AM	16	8	5	2	3	0
PM	3	7	4	10	8	2



Arrestee Summary Report

Beginning Date: 04/01/2021

Ending Date: 04/30/2021

Arrests by Age/Sex/Race

Agency: ALASKA STATE TROOPERS; ANCHORAGE POLICE DEPARTMENT; BETHEL POLICE DEPARTMENT; BRISTOL BAY POLICE DEPARTMENT; CORDOVA POLICE DEPARTMENT; CRAIG POLICE DEPARTMENT; DILLINGHAM POLICE DEPARTMENT; FAIRBANKS AIRPORT POLICE; FAIRBANKS POLICE DEPARTMENT; HAINES POLICE DEPARTMENT; HOMER POLICE DEPARTMENT; JUNEAU POLICE DEPARTMENT; KENAI POLICE DEPARTMENT; KETCHIKAN POLICE DEPARTMENT; KODIAK POLICE DEPARTMENT; KOTZEBUE POLICE DEPARTMENT; NOME POLICE DEPARTMENT; NORTH POLE POLICE DEPARTMENT; NORTH SLOPE BUROUGH POLICE DEPARTMENT; PALMER POLICE DEPARTMENT; PETERSBURG POLICE DEPARTMENT; SEWARD POLICE DEPARTMENT; SITKA POLICE DEPARTMENT; SKAGWAY POLICE DEPARTMENT; SOLDOTNA POLICE DEPARTMENT; UNALASKA POLICE DEPARTMENT; UNIVERSITY OF ALASKA ANCHORAGE; UNIVERSITY OF ALASKA FAIRBANKS; VALDEZ POLICE DEPARTMENT; WASILLA POLICE DEPARTMENT; WRANGELL POLICE DEPARTMENT

Offense: All

Classification of Offenses	Sex	Under 10	10-12	13-14	15	16	17	18	19	20	21	22	23	24	25-29	30-34	35-39	40-44	45-49	50-54	55-59	60-64	65 and Over	Total	White	Black	American Indian / Alaskan Native	Asian	Native Hawaiian / Other Pacific Islander
Murder and Nonnegligent Manslaughter	Male	0	0	0	0	0	0	0	0	0	0	0	0	0	1	0	0	0	2	0	0	0	0	3	3	0	0	0	
	Female	0	0	0	0	0	0	0	0	0	0	0	0	0	0	0	0	0	0	0	0	0	0	0	0	0	0	0	
Manslaughter by Negligence	Male	0	0	0	0	0	0	0	0	0	0	0	0	0	0	0	0	0	0	0	0	0	0	0	0	0	0	0	
	Female	0	0	0	0	0	0	0	0	0	0	0	0	0	0	0	0	0	0	0	0	0	0	0	0	0	0	0	
Rape	Male	0	2	2	1	0	0	0	0	1	0	1	0	0	1	1	2	1	0	1	0	1	0	14	3	0	10	1	
	Female	0	0	0	0	0	0	0	0	0	0	0	0	0	0	0	0	0	0	0	0	0	0	0	0	0	0	0	
Robbery	Male	0	0	1	0	0	1	0	0	0	1	1	0	0	3	0	1	0	1	1	0	0	0	10	5	2	7	0	
	Female	0	0	2	0	0	0	0	0	0	0	0	0	0	1	0	0	0	1	0	0	0	0	4	0	0	0	0	
Aggravated Assault (Return A - 4a-d)	Male	0	3	1	0	3	1	1	1	1	1	4	2	1	24	26	15	13	5	8	5	4	0	119	49	25	69	15	
	Female	0	0	2	0	1	1	0	2	0	1	1	0	1	4	8	9	3	2	2	2	0	0	39	0	0	0	0	
Burglary - Breaking or Entering	Male	0	1	0	1	0	1	0	0	0	0	0	0	1	5	3	3	4	2	2	0	0	0	23	13	4	12	0	
	Female	0	0	0	0	0	0	0	0	1	0	0	0	0	1	2	1	1	0	0	0	0	0	6	0	0	0	0	
Larceny-Theft (Except Motor Vehicle Theft)	Male	0	0	0	1	3	0	2	0	0	1	0	0	1	10	9	10	9	5	3	1	2	2	59	60	4	22	3	
	Female	0	0	0	0	0	0	3	0	0	1	1	0	1	9	4	3	1	5	0	2	0	0	30	0	0	0	0	
Motor Vehicle Theft	Male	0	0	0	0	0	0	0	0	0	1	1	1	1	2	2	2	2	0	0	0	0	0	12	10	0	6	1	
	Female	0	0	1	0	0	0	0	1	0	0	0	0	0	0	1	0	2	0	0	0	0	0	5	0	0	0	0	
Other Assaults (Return A - 4e)	Male	0	0	3	4	3	2	0	2	3	6	4	8	7	37	37	36	26	21	7	10	3	5	224	112	30	171	9	
	Female	0	2	4	2	3	2	3	2	0	6	4	5	2	16	16	14	8	10	5	1	0	0	105	0	0	0	0	
Arson	Male	0	0	0	0	0	0	0	0	0	0	0	0	0	0	2	0	0	0	0	0	0	0	2	1	0	1	0	
	Female	0	0	0	0	0	0	0	0	0	0	0	0	0	0	0	0	0	0	0	0	0	0	0	0	0	0	0	
Forgery and Counterfeiting	Male	0	0	0	0	0	0	0	0	0	0	0	0	0	0	0	2	0	1	0	0	0	0	3	1	0	2	2	
	Female	0	0	0	0	0	0	0	1	0	0	0	0	0	0	0	0	1	0	0	0	0	0	2	0	0	0	0	
Fraud	Male	0	0	1	0	0	0	0	0	0	0	0	2	0	0	2	1	1	0	0	2	0	0	9	8	2	4	0	
	Female	0	0	0	0	0	0	0	0	0	0	0	0	0	2	1	0	0	0	1	1	0	0	5	0	0	0	0	
Embezzlement	Male	0	0	0	0	0	0	0	0	0	0	0	0	0	0	0	0	0	0	1	0	0	0	1	0	1	0	0	
	Female	0	0	0	0	0	0	0	0	0	0	0	0	0	0	0	0	0	0	0	0	0	0	0	0	0	0	0	
Stolen Property; Buying, Receiving, Possessing	Male	0	0	0	0	0	0	0	0	0	0	0	0	0	0	0	1	0	0	0	0	0	0	1	1	0	1	0	
	Female	0	0	0	0	0	0	0	0	0	1	0	0	0	0	0	0	0	0	0	0	0	0	1	0	0	0	0	
Vandalism	Male	3	1	2	4	1	1	1	3	2	0	3	1	0	11	7	10	5	3	2	2	1	0	63	40	6	40	4	
	Female	0	0	1	0	0	1	0	1	5	1	1	1	1	6	1	5	3	0	1	0	0	0	28	0	0	0	0	
Weapons; Carrying, Possessing, etc.	Male	0	0	0	0	0	0	0	1	1	0	1	1	1	3	2	2	1	0	3	2	0	0	18	10	4	2	2	
	Female	0	0	0	0	0	0	0	0	0	0	0	0	0	0	0	0	0	0	0	0	0	0	0	0	0	0	0	
Prostitution and Commercialized Vice	Male	0	0	0	0	0	0	0	0	0	0	0	0	0	0	0	0	0	0	0	0	0	0	0	0	0	0	0	
	Female	0	0	0	0	0	0	0	0	0	0	0	0	0	0	0	0	0	0	0	0	0	0	0	0	0	0	0	



Arrestee Summary Report

Beginning Date: 04/01/2021

Ending Date: 04/30/2021

Classification of Offenses	Sex	Under 10	10-12	13-14	15	16	17	18	19	20	21	22	23	24	25-29	30-34	35-39	40-44	45-49	50-54	55-59	60-64	65 and Over	Total	White	Black	American Indian / Alaskan Native	Asian	Native Hawaiian / Other Pacific Islander
Prostitution	Male	0	0	0	0	0	0	0	0	0	0	0	0	0	0	0	0	0	0	0	0	0	0	0	0	0	0	0	0
	Female	0	0	0	0	0	0	0	0	0	0	0	0	0	0	0	0	0	0	0	0	0	0	0	0	0	0	0	0
Assisting or Promoting Prostitution	Male	0	0	0	0	0	0	0	0	0	0	0	0	0	0	0	0	0	0	0	0	0	0	0	0	0	0	0	0
	Female	0	0	0	0	0	0	0	0	0	0	0	0	0	0	0	0	0	0	0	0	0	0	0	0	0	0	0	0
Purchasing Prostitution	Male	0	0	0	0	0	0	0	0	0	0	0	0	0	0	0	0	0	0	0	0	0	0	0	0	0	0	0	0
	Female	0	0	0	0	0	0	0	0	0	0	0	0	0	0	0	0	0	0	0	0	0	0	0	0	0	0	0	0
Sex Offenses (Except Rape and Prostitution)	Male	0	0	0	0	0	0	0	0	0	0	0	1	0	3	5	3	4	0	1	0	0	2	19	4	1	14	1	0
	Female	0	0	0	0	0	0	0	0	0	0	0	0	0	0	1	0	0	0	0	0	0	0	1	1	0	0	0	0
Drug Abuse Violations - Grand Total	Male	0	0	1	2	1	0	2	1	1	3	0	0	0	9	9	11	8	4	3	5	1	1	62	51	6	26	4	0
	Female	0	0	5	1	1	1	0	1	0	0	0	0	1	3	6	5	1	1	1	0	0	0	27	0	0	0	0	0
(1) Sale/Manufacturing - Subtotal	Male	0	0	0	0	0	0	0	0	0	0	0	0	0	2	0	2	2	2	1	3	0	0	12	12	0	4	2	0
	Female	0	0	1	0	0	0	0	0	0	0	0	0	1	1	2	1	0	0	1	0	0	0	7	0	0	0	0	0
18a - Opium/Cocaine	Male	0	0	0	0	0	0	0	0	0	0	0	0	0	1	0	1	0	1	0	0	0	0	3	6	0	0	0	0
	Female	0	0	1	0	0	0	0	0	0	0	0	0	0	0	2	0	0	0	0	1	0	0	4	0	0	0	0	0
18b - Marijuana	Male	0	0	0	0	0	0	0	0	0	0	0	0	0	0	0	0	0	0	0	0	0	0	0	0	0	0	0	0
	Female	0	0	0	0	0	0	0	0	0	0	0	0	0	0	0	0	0	0	0	0	0	0	0	0	0	0	0	0
18c - Synthetic Narcotics - Manufactured Narcotics Which Can Cause True Drug Addiction (Demerol, Methadones)	Male	0	0	0	0	0	0	0	0	0	0	0	0	0	0	0	0	1	1	0	2	0	0	4	1	0	2	2	0
	Female	0	0	0	0	0	0	0	0	0	0	0	0	0	1	0	0	0	0	0	0	0	0	1	0	0	0	0	0
18d - Other - Dangerous Nonnarcotic Drugs (Barbiturates, Benzadrine)	Male	0	0	0	0	0	0	0	0	0	0	0	0	0	1	0	1	1	0	1	1	0	0	5	5	0	2	0	0
	Female	0	0	0	0	0	0	0	0	0	0	0	0	0	0	1	0	1	0	0	0	0	0	2	0	0	0	0	0
(2) Possession - Subtotal	Male	0	0	1	2	1	0	2	1	1	3	0	0	0	7	9	9	6	2	2	2	1	1	50	39	6	22	2	0
	Female	0	0	4	1	1	1	0	1	0	0	0	0	0	2	4	4	1	1	0	0	0	0	20	0	0	0	0	0
18e - Opium or Cocaine and Their Derivatives (Morphine, Heroin, Codeine)	Male	0	0	0	0	0	0	0	0	0	2	0	0	0	2	3	4	2	2	1	0	0	0	16	11	4	8	0	0
	Female	0	0	0	0	0	0	0	0	0	0	0	0	0	2	1	3	1	0	0	0	0	0	7	0	0	0	0	0
18f - Marijuana	Male	0	0	1	2	1	0	2	1	1	0	0	0	0	0	0	0	0	0	0	0	0	0	8	8	2	4	1	0
	Female	0	0	4	1	1	1	0	1	0	0	0	0	0	0	0	0	0	0	0	0	0	0	8	0	0	0	0	0
18g - Synthetic Narcotics - Manufactured Narcotics Which Can Cause True Drug Addiction (Demerol, Methadones)	Male	0	0	0	0	0	0	0	0	0	0	0	0	0	0	0	0	0	0	0	0	0	0	0	0	0	0	0	0
	Female	0	0	0	0	0	0	0	0	0	0	0	0	0	0	0	0	0	0	0	0	0	0	0	0	0	0	0	0
18h - Other - Dangerous Nonnarcotic Drugs	Male	0	0	0	0	0	0	0	0	0	1	0	0	0	5	6	5	4	0	1	2	1	1	26	20	0	10	1	0
	Female	0	0	0	0	0	0	0	0	0	0	0	0	0	0	3	1	0	1	0	0	0	0	5	0	0	0	0	0
Gambling - Total	Male	0	0	0	0	0	0	0	0	0	0	0	0	0	0	0	0	0	0	0	0	0	0	0	0	0	0	0	0



Arrestee Summary Report

Beginning Date: 04/01/2021

Ending Date: 04/30/2021

Classification of Offenses	Sex	Under 10	10-12	13-14	15	16	17	18	19	20	21	22	23	24	25-29	30-34	35-39	40-44	45-49	50-54	55-59	60-64	65 and Over	Total	White	Black	American Indian / Alaskan Native	Asian	Native Hawaiian / Other Pacific Islander
Gambling - Total	Female	0	0	0	0	0	0	0	0	0	0	0	0	0	0	0	0	0	0	0	0	0	0	0					
Bookmaking (Horse and Sport Book)	Male	0	0	0	0	0	0	0	0	0	0	0	0	0	0	0	0	0	0	0	0	0	0	0	0	0	0	0	0
	Female	0	0	0	0	0	0	0	0	0	0	0	0	0	0	0	0	0	0	0	0	0	0	0	0				
Numbers and Lottery	Male	0	0	0	0	0	0	0	0	0	0	0	0	0	0	0	0	0	0	0	0	0	0	0	0	0	0	0	0
	Female	0	0	0	0	0	0	0	0	0	0	0	0	0	0	0	0	0	0	0	0	0	0	0	0				
All Other Gambling	Male	0	0	0	0	0	0	0	0	0	0	0	0	0	0	0	0	0	0	0	0	0	0	0	0	0	0	0	0
	Female	0	0	0	0	0	0	0	0	0	0	0	0	0	0	0	0	0	0	0	0	0	0	0	0				
Offenses Against The Family and Children	Male	0	0	0	0	0	0	0	0	0	0	0	0	0	0	1	1	0	2	0	0	0	0	0	4	5	0	7	0
	Female	0	0	0	0	0	0	0	0	0	0	0	0	0	0	1	2	4	1	0	0	0	0	0	8				
Driving Under The Influence	Male	0	0	0	0	0	0	3	3	4	8	7	5	3	32	32	17	11	14	11	8	4	3	165	159	19	54	9	0
	Female	0	0	0	0	1	1	3	1	0	2	3	3	2	10	15	11	10	4	1	4	2	4	77					
Liquor Laws	Male	0	0	0	2	1	0	2	2	0	0	0	0	1	0	1	1	0	0	2	5	0	0	17	10	1	15	0	
	Female	0	0	2	0	0	0	1	2	0	0	0	0	0	2	2	0	0	0	0	0	0	0	9					
Drunkenness	Male	0	0	0	0	0	0	0	0	0	0	0	0	0	0	1	1	0	0	0	0	0	0	2	0	0	5	0	
	Female	0	0	0	0	0	0	0	0	0	1	0	0	0	0	0	1	0	0	0	1	0	0	3					
Disorderly Conduct	Male	0	0	0	0	0	0	0	1	1	0	1	1	1	5	5	6	4	2	2	3	1	1	34	14	2	30	2	
	Female	0	0	1	0	0	1	0	0	0	0	0	0	0	2	1	5	4	0	1	1	0	0	16					
Vagrancy	Male	0	0	0	0	0	0	0	0	0	0	0	0	0	0	0	0	0	0	0	0	0	0	0	0	0	0	0	0
	Female	0	0	0	0	0	0	0	0	0	0	0	0	0	0	0	0	0	0	0	0	0	0	0					
All Other Offenses (Except Traffic)	Male	0	0	1	0	0	0	4	4	3	7	12	5	8	53	59	57	32	30	27	21	15	9	347	230	33	213	10	4
	Female	0	0	0	0	0	0	3	4	5	1	3	1	0	31	24	25	18	8	12	6	0	3	144					
Suspicion	Male	0	0	0	0	0	0	0	0	0	0	0	0	0	0	0	0	0	0	0	0	0	0	0	0	0	0	0	0
	Female	0	0	0	0	0	0	0	0	0	0	0	0	0	0	0	0	0	0	0	0	0	0	0					
Curfew and Loitering Law Violations	Male	0	0	0	0	0	0																	0	0	0	0	0	0
	Female	0	0	0	0	0	0																	0					
Runaway	Male	0	0	0	0	0	0																	0	0	0	0	0	0
	Female	0	0	0	0	0	0																	0					
Human Trafficking/Commercial Sex Acts	Male	0	0	0	0	0	0	0	0	0	0	0	0	0	0	0	0	0	0	0	0	0	0	0	0	0	0	0	0
	Female	0	0	0	0	0	0	0	0	0	0	0	0	0	0	0	0	0	0	0	0	0	0	0					
Human Trafficking/Involuntary Servitude	Male	0	0	0	0	0	0	0	0	0	0	0	0	0	0	0	0	0	0	0	0	0	0	0	0	0	0	0	0
	Female	0	0	0	0	0	0	0	0	0	0	0	0	0	0	0	0	0	0	0	0	0	0	0					
SUB TOTAL	Male	3	7	12	15	12	6	15	18	17	28	35	27	25	200	204	181	123	90	74	64	32	23	1,211					
	Female	0	2	18	3	6	7	13	15	11	14	13	10	8	88	84	83	53	31	24	18	2	7	510					
TOTAL		3	9	30	18	18	13	28	33	28	42	48	37	33	288	288	264	176	121	98	82	34	30	1,721	789	140	711	63	7



SRS Summary Report

Beginning Date: 04/01/2021

Ending Date: 04/30/2021

Return of Arson Offenses

Agency: ALASKA STATE TROOPERS; ANCHORAGE POLICE DEPARTMENT; BETHEL POLICE DEPARTMENT; BRISTOL BAY POLICE DEPARTMENT; CORDOVA POLICE DEPARTMENT; CRAIG POLICE DEPARTMENT; DILLINGHAM POLICE DEPARTMENT; FAIRBANKS AIRPORT POLICE; FAIRBANKS POLICE DEPARTMENT; HAINES POLICE DEPARTMENT; HOMER POLICE DEPARTMENT; JUNEAU POLICE DEPARTMENT; KENAI POLICE DEPARTMENT; KETCHIKAN POLICE DEPARTMENT; KODIAK POLICE DEPARTMENT; KOTZEBUE POLICE DEPARTMENT; NOME POLICE DEPARTMENT; NORTH POLE POLICE DEPARTMENT; NORTH SLOPE BUROUGH POLICE DEPARTMENT; PALMER POLICE DEPARTMENT; PETERSBURG POLICE DEPARTMENT; SEWARD POLICE DEPARTMENT; SITKA POLICE DEPARTMENT; SKAGWAY POLICE DEPARTMENT; SOLDOTNA POLICE DEPARTMENT; UNALASKA POLICE DEPARTMENT; UNIVERSITY OF ALASKA ANCHORAGE; UNIVERSITY OF ALASKA FAIRBANKS; VALDEZ POLICE DEPARTMENT; WASILLA POLICE DEPARTMENT; WRANGELL POLICE DEPARTMENT

Property Classification	Offenses Reported	Unfounded	Actual Offenses	Offenses Cleared	Clearances Involving Under 18	Offenses-Uninhabited Structures	Est. Value of Property Damage
A. Single Occupancy Residential: Houses, Townhouses, Duplexes, etc.	3	0	3	1	0	0	40,865
B. Other Residential: Apartments, Tenements, Flats, Hotels, Motels, Inns, Dormitories, Boarding Houses, etc.	0	0	0	0	0	0	0
C. Storage: Barns, Garages, Warehouses, etc.	0	0	0	0	0	0	0
D. Industrial/Manufacturing	0	0	0	0	0	0	0
E. Other Commercial: Stores, Restaurants, Offices, etc.	0	0	0	0	0	0	0
F. Community/Public: Churches, Jails, Schools, Colleges, Hospitals, etc.	0	0	0	0	0	0	0
G. All Other Structure: Out Buildings, Monuments, Buildings Under Construction, etc.	1	0	1	0	0	0	100
TOTAL STRUCTURE	4	0	4	1	0	0	40,965
H. Motor Vehicles: Automobiles, Trucks, Buses, Motorcycles, etc.: UCR Definition	3	1	2	1	0	0	8,400
I. Other Mobile Property: Trailers, Recreational Vehicles, Airplanes, Boats, etc.	0	0	0	0	0	0	0



SRS Summary Report

Beginning Date: 04/01/2021

Ending Date: 04/30/2021

Property Classification	Offenses Reported	Unfounded	Actual Offenses	Offenses Cleared	Clearances Involving Under 18	Offenses-Uninhabited Structures	Est. Value of Property Damage
TOTAL MOBILE	3	1	2	1	0	0	8,400
J. TOTAL OTHER Crops, Timber, Fences, Signs, etc.	2	0	2	0	0	0	2,200
GRAND TOTAL	9	1	8	2	0	0	51,565



SRS Summary Report

Beginning Date: 05/01/2021

Ending Date: 05/31/2021

Return A

Agency: ALASKA STATE TROOPERS; ANCHORAGE POLICE DEPARTMENT; BETHEL POLICE DEPARTMENT; BRISTOL BAY POLICE DEPARTMENT; CORDOVA POLICE DEPARTMENT; CRAIG POLICE DEPARTMENT; DILLINGHAM POLICE DEPARTMENT; FAIRBANKS AIRPORT POLICE; FAIRBANKS POLICE DEPARTMENT; HAINES POLICE DEPARTMENT; HOMER POLICE DEPARTMENT; JUNEAU POLICE DEPARTMENT; KENAI POLICE DEPARTMENT; KETCHIKAN POLICE DEPARTMENT; KODIAK POLICE DEPARTMENT; KOTZEBUE POLICE DEPARTMENT; NOME POLICE DEPARTMENT; NORTH POLE POLICE DEPARTMENT; NORTH SLOPE BUREAU POLICE DEPARTMENT; PALMER POLICE DEPARTMENT; PETERSBURG POLICE DEPARTMENT; SEWARD POLICE DEPARTMENT; SITKA POLICE DEPARTMENT; SKAGWAY POLICE DEPARTMENT; SOLDOTNA POLICE DEPARTMENT; UNALASKA POLICE DEPARTMENT; UNIVERSITY OF ALASKA ANCHORAGE; UNIVERSITY OF ALASKA FAIRBANKS; VALDEZ POLICE DEPARTMENT; WASILLA POLICE DEPARTMENT; WRANGELL POLICE DEPARTMENT

Classification of Offenses	Offenses Reported	Unfounded	Actual Offenses	Tot. Offenses Cleared	Clearances Involving Persons Under 18 Yr. of Age
Murder/NonNegligent Homicide(Total)	5	0	5	3	0
Manslaughter by Negligence(Total)	0	0	0	0	0
Rape(Total)	89	1	88	13	4
Rape	82	1	81	13	4
Attempted Rape	7	0	7	0	0
Robbery(Total)	65	0	65	33	1
Robbery - Firearm	4	0	4	3	0
Robbery - Knife or Cutting Instrument	8	0	8	5	0
Robbery - Other Dangerous Weapon	11	0	11	4	0
Robbery - StrongArm(Hands,Fists,Feet,etc)	42	0	42	21	1
Assault(Total)	1222	6	1216	755	57
Assault - Firearm	86	1	85	48	8
Assault - Knife or Cutting Instrument	57	1	56	42	3
Assault - Other Dangerous Weapon	163	1	162	100	12
Assault - StrongArm(Hands,Fists,Feet,etc)	80	0	80	47	1
Assault - Other(Simple, Not Aggravated)	836	3	833	518	33
Burglary(Total)	182	1	181	41	3
Burglary - Forcible Entry	95	0	95	16	3
Burglary - Unlawful Entry(No Force)	74	1	73	23	0
Burglary - Attempted Forcible Entry	13	0	13	2	0
Larceny(Total) - Theft(Excluding Motor Vehicles)	876	5	871	128	8
Motor Vehicle Theft(Total)	147	5	142	18	1
Motor Vehicle Theft - Autos	74	4	70	11	0
Motor Vehicle Theft - Trucks and Buses	50	1	49	5	0
Motor Vehicle Theft - Other Vehicles	23	0	23	2	1
Grand Total	2586	18	2568	991	74



SRS Summary Report

Beginning Date: 05/01/2021

Ending Date: 05/31/2021

Supplement Return A

Agency: ALASKA STATE TROOPERS; ANCHORAGE POLICE DEPARTMENT; BETHEL POLICE DEPARTMENT; BRISTOL BAY POLICE DEPARTMENT; CORDOVA POLICE DEPARTMENT; CRAIG POLICE DEPARTMENT; DILLINGHAM POLICE DEPARTMENT; FAIRBANKS AIRPORT POLICE; FAIRBANKS POLICE DEPARTMENT; HAINES POLICE DEPARTMENT; HOMER POLICE DEPARTMENT; JUNEAU POLICE DEPARTMENT; KENAI POLICE DEPARTMENT; KETCHIKAN POLICE DEPARTMENT; KODIAK POLICE DEPARTMENT; KOTZEBUE POLICE DEPARTMENT; NOME POLICE DEPARTMENT; NORTH POLE POLICE DEPARTMENT; NORTH SLOPE BUROUGH POLICE DEPARTMENT; PALMER POLICE DEPARTMENT; PETERSBURG POLICE DEPARTMENT; SEWARD POLICE DEPARTMENT; SITKA POLICE DEPARTMENT; SKAGWAY POLICE DEPARTMENT; SOLDOTNA POLICE DEPARTMENT; UNALASKA POLICE DEPARTMENT; UNIVERSITY OF ALASKA ANCHORAGE; UNIVERSITY OF ALASKA FAIRBANKS; VALDEZ POLICE DEPARTMENT; WASILLA POLICE DEPARTMENT; WRANGELL POLICE DEPARTMENT

Classification of Offenses	Actual Offenses	Value of Property
MURDER AND NONNEGLIGENT MANSLAUGHTER	5	0
RAPE	88	0
ROBBERY - HIGHWAY (streets, alleys, etc.)	19	29,436
COMMERCIAL HOUSE (except c, d, and f)	17	4,120
GAS OR SERVICE STATION	1	0
CONVENIENCE STORE	6	1,070
RESIDENCE	10	3,601
BANK	0	0
MISCELLANEOUS	12	4,598
TOTAL ROBBERY	65	42,825
BURGLARY - BREAKING OR ENTERING - RESIDENCE (dwelling) NIGHT (6 p.m. - 6 a.m.)	34	21,010
DAY (6 a.m. - 6 p.m.)	38	44,545
UNKNOWN	15	40,234
NON-RESIDENCE (store, office, etc.) NIGHT (6 p.m. - 6 a.m.)	51	13,980
DAY (6 a.m. - 6 p.m.)	30	10,259
UNKNOWN	13	64,450
TOTAL BURGLARY	181	194,478
LARCENY - THEFT (Except Motor Vehicle Theft) - \$200 AND OVER	438	763,618
\$50 TO \$199	170	18,164
UNDER \$50	263	2,788
TOTAL LARCENY (Same as Item 6x)	871	784,570
MOTOR VEHICLE THEFT (Include Alleged Joy Ride)	142	1,067,598
GRAND TOTAL - ALL ITEMS		2,089,471

Type of Property	Stolen	Recovered
Currency, Notes, Etc.	44,798	42,871
Jewelry and Precious Metals	27,666	4,654
Clothing and Furs	62,789	2,655
Locally Stolen Motor Vehicles	1,088,890	925,921
Office Equipment	94,015	9,507
Televisions, Radios, Stereos, Etc.	29,671	897
Firearms	29,252	11,361
Household Goods	38,469	2,242
Consumable Goods	21,479	4,213
Livestock	200	0
Miscellaneous	652,241	89,731
TOTAL	2,089,470	1,094,052

Grand Totals for 'Property Stolen by Type and Value' and 'Property Stolen by Classification' may not match due to NIBRS conversion specification set by the FBI.



SRS Summary Report

Beginning Date: 05/01/2021

Ending Date: 05/31/2021

Classification of Offenses	Actual Offenses	Value of Property
ADDITIONAL ANALYSIS OF LARCENY AND MOTOR VEHICLE THEFT - 6x. NATURE OF LARCENIES UNDER ITEM 6 (POCKET-PICKING)	4	1,651
PURSE-SNATCHING	2	2,326
SHOPLIFTING	201	47,497
FROM MOTOR VEHICLES (except e)	194	163,313
MOTOR VEHICLE PARTS AND ACCESSORIES	77	116,473
BICYCLES	61	36,406
FROM BUILDING (except c and h)	131	103,265
FROM ANY COIN-OPERATED MACHINES (parking meters,etc.)	0	0
ALL OTHER	201	313,639
TOTAL LARCENIES (Same as Item 6)	871	784,570
MOTOR VEHICLES RECOVERED (STOLEN LOCALLY AND RECOVERED LOCALLY)	76	
STOLEN LOCALLY AND RECOVERED BY OTHER JURISDICTIONS	1	
TOTAL LOCALLY STOLEN MOTOR VEHICLES RECOVERED	114	
STOLEN IN OTHER JURISDICTIONS AND RECOVERED LOCALLY	4	

Grand Totals for 'Property Stolen by Type and Value' and 'Property Stolen by Classification' may not match due to NIBRS conversion specification set by the FBI.



SRS Summary Report

Beginning Date: 05/01/2021

Ending Date: 05/31/2021

Law Enforcement Officers Killed or Assaulted

Agency: ALASKA STATE TROOPERS; ANCHORAGE POLICE DEPARTMENT; BETHEL POLICE DEPARTMENT; BRISTOL BAY POLICE DEPARTMENT; CORDOVA POLICE DEPARTMENT; CRAIG POLICE DEPARTMENT; DILLINGHAM POLICE DEPARTMENT; FAIRBANKS AIRPORT POLICE; FAIRBANKS POLICE DEPARTMENT; HAINES POLICE DEPARTMENT; HOMER POLICE DEPARTMENT; JUNEAU POLICE DEPARTMENT; KENAI POLICE DEPARTMENT; KETCHIKAN POLICE DEPARTMENT; KODIAK POLICE DEPARTMENT; KOTZEBUE POLICE DEPARTMENT; NOME POLICE DEPARTMENT; NORTH POLE POLICE DEPARTMENT; NORTH SLOPE BOROUGH POLICE DEPARTMENT; PALMER POLICE DEPARTMENT; PETERSBURG POLICE DEPARTMENT; SEWARD POLICE DEPARTMENT; SITKA POLICE DEPARTMENT; SKAGWAY POLICE DEPARTMENT; SOLDOTNA POLICE DEPARTMENT; UNALASKA POLICE DEPARTMENT; UNIVERSITY OF ALASKA ANCHORAGE; UNIVERSITY OF ALASKA FAIRBANKS; VALDEZ POLICE DEPARTMENT; WASILLA POLICE DEPARTMENT; WRANGELL POLICE DEPARTMENT

Police Officers Killed Feloniously	Police Officers Killed Accidentally
0	0

Type of Activity	Total Assaults by Weapon	Firearm	Knife or Other Cutting Instrum.	Other Dangerous Weapon	Hands Fists Feet etc.	Two Man Vehicle	One-Man Vehicle		Detective or Special Assign		Other		Police Assaults Cleared
							Alone	Assisted	Alone	Assisted	Alone	Assisted	
Responding to disturbance call (family quarrels, person with firearm, etc.)	19	0	1	2	16	0	2	16	0	0	1	0	17
Burglaries in progress or pursuing burglary suspects	0	0	0	0	0	0	0	0	0	0	0	0	0
Robberies in progress or pursuing robbery suspects	0	0	0	0	0	0	0	0	0	0	0	0	0
Attempting other arrests	19	0	1	2	16	0	0	19	0	0	0	0	19
Civil disorder (riot, mass disobedience, etc.)	0	0	0	0	0	0	0	0	0	0	0	0	0
Handling, transporting, custody of prisoners	6	0	0	0	6	0	1	4	0	0	1	0	6
Investigating suspicious persons or circumstances	3	0	0	1	2	1	0	2	0	0	0	0	3
Ambush - no warning	0	0	0	0	0	0	0	0	0	0	0	0	0
Handling persons with mental illness	13	0	0	0	13	0	2	11	0	0	0	0	13
Traffic pursuits and stops	13	0	0	7	6	0	0	11	0	2	0	0	11



SRS Summary Report

Beginning Date: 05/01/2021

Ending Date: 05/31/2021

Type of Activity	Total Assaults by Weapon	Firearm	Knife or Other Cutting Instrum.	Other Dangerous Weapon	Hands Fists Feet etc.	Two Man Vehicle	One-Man Vehicle		Detective or Special Assign		Other		Police Assaults Cleared
							Alone	Assisted	Alone	Assisted	Alone	Assisted	
All other	0	0	0	0	0	0	0	0	0	0	0	0	0
TOTAL	73	0	2	12	59	1	5	63	0	2	2	0	69
Number with personal injury	21	0	0	3	18	0	0	0	0	0	0	0	0
Number without personal injury	52	0	2	9	41	0	0	0	0	0	0	0	0

Time of assaults	12:01 - 2:00	2:01 - 4:00	4:01 - 6:00	6:01 - 8:00	8:01 - 10:00	10:01 - 12:00
Time of Assault AM	14	6	8	0	0	5
PM	3	4	9	4	12	8



Arrestee Summary Report

Beginning Date: 05/01/2021

Ending Date: 05/31/2021

Arrests by Age/Sex/Race

Agency: ALASKA STATE TROOPERS; ANCHORAGE POLICE DEPARTMENT; BETHEL POLICE DEPARTMENT; BRISTOL BAY POLICE DEPARTMENT; CORDOVA POLICE DEPARTMENT; CRAIG POLICE DEPARTMENT; DILLINGHAM POLICE DEPARTMENT; FAIRBANKS AIRPORT POLICE; FAIRBANKS POLICE DEPARTMENT; HAINES POLICE DEPARTMENT; HOMER POLICE DEPARTMENT; JUNEAU POLICE DEPARTMENT; KENAI POLICE DEPARTMENT; KETCHIKAN POLICE DEPARTMENT; KODIAK POLICE DEPARTMENT; KOTZEBUE POLICE DEPARTMENT; NOME POLICE DEPARTMENT; NORTH POLE POLICE DEPARTMENT; NORTH SLOPE BUROUGH POLICE DEPARTMENT; PALMER POLICE DEPARTMENT; PETERSBURG POLICE DEPARTMENT; SEWARD POLICE DEPARTMENT; SITKA POLICE DEPARTMENT; SKAGWAY POLICE DEPARTMENT; SOLDOTNA POLICE DEPARTMENT; UNALASKA POLICE DEPARTMENT; UNIVERSITY OF ALASKA ANCHORAGE; UNIVERSITY OF ALASKA FAIRBANKS; VALDEZ POLICE DEPARTMENT; WASILLA POLICE DEPARTMENT; WRANGELL POLICE DEPARTMENT

Offense: All

Classification of Offenses	Sex	Under 10	10-12	13-14	15	16	17	18	19	20	21	22	23	24	25-29	30-34	35-39	40-44	45-49	50-54	55-59	60-64	65 and Over	Total	White	Black	American Indian / Alaskan Native	Asian	Native Hawaiian / Other Pacific Islander
Murder and Nonnegligent Manslaughter	Male	0	0	0	0	0	0	0	0	0	0	0	0	0	0	0	1	0	0	1	0	0	0	2	2	0	0	0	0
	Female	0	0	0	0	0	0	0	0	0	0	0	0	0	0	0	0	0	0	0	0	0	0	0	0	0	0	0	0
Manslaughter by Negligence	Male	0	0	0	0	0	0	0	0	0	0	0	0	0	0	0	0	0	0	0	0	0	0	0	0	0	0	0	0
	Female	0	0	0	0	0	0	0	0	0	0	0	0	0	0	0	0	0	0	0	0	0	0	0	0	0	0	0	0
Rape	Male	0	0	3	1	0	0	0	0	0	0	0	1	0	1	1	1	1	1	0	0	0	0	10	5	0	5	0	0
	Female	0	0	0	0	0	0	0	0	0	0	0	0	0	0	0	0	0	0	0	0	0	0	0	0	0	0	0	0
Robbery	Male	0	0	0	2	0	0	0	2	0	0	0	0	1	7	4	7	3	1	0	1	1	0	29	11	4	14	2	0
	Female	0	0	0	0	0	0	0	0	0	0	0	0	0	1	0	0	1	0	0	0	0	0	2	0	0	0	0	0
Aggravated Assault (Return A - 4a-d)	Male	0	3	5	0	1	2	2	5	4	3	4	4	4	15	25	18	9	9	8	3	2	4	130	75	18	74	9	1
	Female	0	4	0	1	0	0	0	2	2	1	4	1	1	9	13	1	3	0	3	1	2	0	48	0	0	0	0	0
Burglary - Breaking or Entering	Male	0	0	0	0	1	0	2	0	0	0	1	0	3	1	8	6	3	1	1	0	0	0	27	14	7	10	2	0
	Female	0	0	0	0	0	0	0	0	1	0	0	0	0	1	2	2	0	0	0	0	0	0	6	0	0	0	0	0
Larceny-Theft (Except Motor Vehicle Theft)	Male	0	0	4	1	2	0	0	0	2	2	2	1	4	14	18	8	11	1	3	0	2	0	75	66	8	37	7	0
	Female	0	0	0	2	0	0	0	0	3	0	0	0	1	12	8	6	3	3	4	0	1	0	43	0	0	0	0	0
Motor Vehicle Theft	Male	0	1	2	3	2	1	1	1	0	0	1	0	0	2	1	3	1	0	1	0	0	0	20	11	4	11	1	0
	Female	0	0	3	0	0	0	0	1	0	0	0	0	0	2	2	0	0	0	0	0	0	0	8	0	0	0	0	0
Other Assaults (Return A - 4e)	Male	0	0	2	0	3	2	6	7	3	3	7	7	6	50	43	29	26	17	7	15	5	4	242	119	29	205	19	0
	Female	0	0	1	0	3	0	3	3	6	9	1	4	4	19	28	21	11	4	2	7	3	2	131	0	0	0	0	0
Arson	Male	0	0	0	0	0	0	0	0	0	0	0	0	0	0	0	1	1	0	1	0	1	0	4	1	0	3	0	0
	Female	0	0	0	0	0	0	0	0	0	0	0	0	0	0	0	0	0	0	0	0	0	0	0	0	0	0	0	0
Forgery and Counterfeiting	Male	0	0	0	0	0	0	0	0	0	0	0	1	0	1	0	0	0	1	0	0	0	0	3	3	0	1	1	0
	Female	0	0	0	0	0	0	0	0	0	0	0	0	0	0	1	0	0	0	1	0	0	0	2	0	0	0	0	0
Fraud	Male	0	0	0	0	0	0	0	1	0	0	0	0	0	0	0	1	1	0	0	1	0	0	4	5	0	1	0	0
	Female	0	0	0	0	0	0	0	0	0	0	0	0	0	0	1	0	0	1	0	0	0	0	2	0	0	0	0	0
Embezzlement	Male	0	0	0	0	0	0	1	0	0	1	0	1	0	0	0	0	0	0	0	0	0	0	3	2	0	0	2	0
	Female	0	0	0	0	0	0	0	0	0	0	0	0	0	1	0	0	0	0	0	0	0	0	1	0	0	0	0	0
Stolen Property; Buying, Receiving, Possessing	Male	0	0	0	0	0	0	0	0	0	0	0	1	0	0	1	1	0	0	0	1	0	0	4	4	0	1	0	0
	Female	0	0	0	0	0	0	0	0	0	0	0	0	0	0	1	0	0	0	0	0	0	0	1	0	0	0	0	0
Vandalism	Male	0	0	3	1	1	0	4	3	1	0	1	2	0	6	9	6	5	4	3	3	1	3	56	38	12	32	4	0
	Female	0	0	0	0	2	1	0	1	0	0	2	0	1	9	4	3	3	2	1	1	0	0	30	0	0	0	0	0
Weapons; Carrying, Possessing, etc.	Male	0	0	1	0	0	0	0	0	0	3	2	1	1	4	4	1	2	1	0	0	0	0	20	10	2	9	0	0
	Female	0	0	0	0	0	0	0	0	0	0	0	0	0	0	1	1	0	0	0	0	0	0	2	0	0	0	0	0
Prostitution and Commercialized Vice	Male	0	0	0	0	0	0	0	0	0	0	0	0	0	0	0	0	0	0	0	0	0	0	0	0	0	0	0	0
	Female	0	0	0	0	0	0	0	0	0	0	0	0	0	0	0	0	0	0	0	0	0	0	0	0	0	0	0	0



Arrestee Summary Report

Beginning Date: 05/01/2021

Ending Date: 05/31/2021

Classification of Offenses	Sex	Under 10	10-12	13-14	15	16	17	18	19	20	21	22	23	24	25-29	30-34	35-39	40-44	45-49	50-54	55-59	60-64	65 and Over	Total	White	Black	American Indian / Alaskan Native	Asian	Native Hawaiian / Other Pacific Islander
Prostitution	Male	0	0	0	0	0	0	0	0	0	0	0	0	0	0	0	0	0	0	0	0	0	0	0	0	0	0	0	
	Female	0	0	0	0	0	0	0	0	0	0	0	0	0	0	0	0	0	0	0	0	0	0	0	0	0	0	0	0
Assisting or Promoting Prostitution	Male	0	0	0	0	0	0	0	0	0	0	0	0	0	0	0	0	0	0	0	0	0	0	0	0	0	0	0	
	Female	0	0	0	0	0	0	0	0	0	0	0	0	0	0	0	0	0	0	0	0	0	0	0	0	0	0	0	0
Purchasing Prostitution	Male	0	0	0	0	0	0	0	0	0	0	0	0	0	0	0	0	0	0	0	0	0	0	0	0	0	0	0	
	Female	0	0	0	0	0	0	0	0	0	0	0	0	0	0	0	0	0	0	0	0	0	0	0	0	0	0	0	
Sex Offenses (Except Rape and Prostitution)	Male	0	0	2	0	0	0	0	2	0	0	0	0	0	3	4	1	2	1	0	1	1	1	18	6	3	7	1	0
	Female	0	0	0	0	0	0	0	0	0	0	0	0	0	0	0	0	0	0	0	0	0	0	0	0	0	0	0	0
Drug Abuse Violations - Grand Total	Male	0	0	0	2	3	2	0	4	1	0	0	1	2	7	11	12	6	2	1	4	0	0	58	49	4	22	5	0
	Female	0	0	0	0	0	0	2	3	0	0	1	0	1	6	4	2	0	3	0	0	0	0	22					0
(1) Sale/Manufacturing - Subtotal	Male	0	0	0	0	0	1	0	1	0	0	0	0	0	1	2	2	1	1	0	1	0	0	10	5	2	3	1	0
	Female	0	0	0	0	0	0	0	0	0	0	0	0	0	1	0	0	0	0	0	0	0	0	1					0
18a - Opium/Cocaine	Male	0	0	0	0	0	0	0	0	0	0	0	0	0	1	1	1	0	1	0	1	0	0	5	4	1	1	0	0
	Female	0	0	0	0	0	0	0	0	0	0	0	0	0	1	0	0	0	0	0	0	0	0	1					0
18b - Marijuana	Male	0	0	0	0	0	0	0	0	0	0	0	0	0	0	0	0	0	0	0	0	0	0	0	0	0	0	0	0
	Female	0	0	0	0	0	0	0	0	0	0	0	0	0	0	0	0	0	0	0	0	0	0	0	0	0	0	0	0
18c - Synthetic Narcotics - Manufactured Narcotics Which Can Cause True Drug Addiction (Demerol, Methadones)	Male	0	0	0	0	0	0	0	0	0	0	0	0	0	0	1	0	0	0	0	0	0	0	1	0	0	0	1	0
	Female	0	0	0	0	0	0	0	0	0	0	0	0	0	0	0	0	0	0	0	0	0	0	0	0	0	0	0	0
18d - Other - Dangerous Nonnarcotic Drugs (Barbiturates, Benzadrine)	Male	0	0	0	0	0	1	0	1	0	0	0	0	0	0	0	1	1	0	0	0	0	0	4	1	1	2	0	0
	Female	0	0	0	0	0	0	0	0	0	0	0	0	0	0	0	0	0	0	0	0	0	0	0	0	0	0	0	0
(2) Possession - Subtotal	Male	0	0	0	2	3	1	0	3	1	0	0	1	2	6	9	10	5	1	1	3	0	0	48	44	2	19	4	0
	Female	0	0	0	0	0	0	2	3	0	0	1	0	1	5	4	2	0	3	0	0	0	0	21					0
18e - Opium or Cocaine and Their Derivatives (Morphine, Heroin, Codeine)	Male	0	0	0	0	0	0	0	0	0	0	0	1	0	3	4	3	4	0	0	1	0	0	16	22	0	5	0	0
	Female	0	0	0	0	0	0	1	2	0	0	0	0	0	4	2	1	0	1	0	0	0	0	11					0
18f - Marijuana	Male	0	0	0	2	3	0	0	3	1	0	0	0	1	0	0	0	0	0	0	0	0	0	10	7	0	2	2	0
	Female	0	0	0	0	0	0	0	1	0	0	0	0	0	0	0	0	0	0	0	0	0	0	1					0
18g - Synthetic Narcotics - Manufactured Narcotics Which Can Cause True Drug Addiction (Demerol, Methadones)	Male	0	0	0	0	0	0	0	0	0	0	0	0	1	0	1	0	0	1	0	0	0	0	3	2	0	3	0	0
	Female	0	0	0	0	0	0	0	0	0	0	0	0	0	0	0	0	0	2	0	0	0	0	2					0
18h - Other - Dangerous Nonnarcotic Drugs	Male	0	0	0	0	0	1	0	0	0	0	0	0	0	3	4	7	1	0	1	2	0	0	19	13	2	9	2	0
	Female	0	0	0	0	0	0	1	0	0	0	1	0	1	1	2	1	0	0	0	0	0	0	7					0
Gambling - Total	Male	0	0	0	0	0	0	0	0	0	0	0	0	0	0	0	0	0	0	0	0	0	0	0	0	0	0	0	0



Arrestee Summary Report

Beginning Date: 05/01/2021

Ending Date: 05/31/2021

Classification of Offenses	Sex	Under 10	10-12	13-14	15	16	17	18	19	20	21	22	23	24	25-29	30-34	35-39	40-44	45-49	50-54	55-59	60-64	65 and Over	Total	White	Black	American Indian / Alaskan Native	Asian	Native Hawaiian / Other Pacific Islander
Gambling - Total	Female	0	0	0	0	0	0	0	0	0	0	0	0	0	0	0	0	0	0	0	0	0	0	0					
Bookmaking (Horse and Sport Book)	Male	0	0	0	0	0	0	0	0	0	0	0	0	0	0	0	0	0	0	0	0	0	0	0	0	0	0	0	0
	Female	0	0	0	0	0	0	0	0	0	0	0	0	0	0	0	0	0	0	0	0	0	0	0	0				
Numbers and Lottery	Male	0	0	0	0	0	0	0	0	0	0	0	0	0	0	0	0	0	0	0	0	0	0	0	0	0	0	0	0
	Female	0	0	0	0	0	0	0	0	0	0	0	0	0	0	0	0	0	0	0	0	0	0	0	0				
All Other Gambling	Male	0	0	0	0	0	0	0	0	0	0	0	0	0	0	0	0	0	0	0	0	0	0	0	0	0	0	0	0
	Female	0	0	0	0	0	0	0	0	0	0	0	0	0	0	0	0	0	0	0	0	0	0	0	0				
Offenses Against The Family and Children	Male	0	0	0	0	0	0	0	0	0	0	0	0	0	1	0	1	0	0	0	0	0	0	0	2	2	1	7	0
	Female	0	0	0	0	0	0	0	0	0	1	0	1	0	4	1	1	0	0	0	0	0	0	0	8				
Driving Under The Influence	Male	0	0	0	0	1	2	4	6	6	5	9	7	8	36	29	29	16	18	15	13	8	7	219	186	14	81	19	3
	Female	0	0	1	0	0	0	1	3	1	0	3	4	1	13	25	9	6	9	4	4	1	2	87					
Liquor Laws	Male	0	0	0	0	1	2	0	0	1	0	0	1	0	1	1	1	0	0	2	4	2	2	18	6	0	20	0	
	Female	0	0	0	0	0	0	0	2	0	0	0	0	0	1	1	2	0	0	1	0	0	1	8					
Drunkenness	Male	0	0	0	0	0	0	0	0	1	0	0	0	0	0	0	0	0	0	0	0	0	0	1	1	0	3	0	
	Female	0	0	0	0	0	0	0	0	0	0	0	0	0	1	1	1	0	0	0	0	0	0	3					
Disorderly Conduct	Male	0	0	0	0	0	0	0	0	2	1	3	0	0	6	4	3	5	3	2	5	4	4	42	19	1	39	3	
	Female	0	0	2	0	0	0	2	0	3	0	0	1	0	1	3	6	3	0	0	0	1	0	22					
Vagrancy	Male	0	0	0	0	0	0	0	0	0	0	0	0	0	1	0	0	0	0	0	0	0	0	1	0	0	1	0	
	Female	0	0	0	0	0	0	0	0	0	0	0	0	0	0	0	0	0	0	0	0	0	0	0					
All Other Offenses (Except Traffic)	Male	0	1	1	1	0	2	5	21	13	8	6	13	13	65	76	75	41	28	23	28	25	14	459	337	36	211	22	
	Female	0	1	1	0	0	1	3	4	3	3	3	4	3	29	28	25	15	5	8	12	3	7	158					
Suspicion	Male	0	0	0	0	0	0	0	0	0	0	0	0	0	0	0	0	0	0	0	0	0	0	0	0	0	0	0	
	Female	0	0	0	0	0	0	0	0	0	0	0	0	0	0	0	0	0	0	0	0	0	0	0					
Curfew and Loitering Law Violations	Male	0	0	0	0	0	0																	0	0	0	0	0	
	Female	0	0	0	0	0	0																	0					
Runaway	Male	0	0	0	0	0	0																	0	0	0	0	0	
	Female	0	0	0	0	0	0																	0					
Human Trafficking/Commercial Sex Acts	Male	0	0	0	0	0	0	0	0	0	0	0	0	0	0	0	0	0	0	0	0	0	0	0	0	0	0	0	
	Female	0	0	0	0	0	0	0	0	0	0	0	0	0	0	0	0	0	0	0	0	0	0	0					
Human Trafficking/Involuntary Servitude	Male	0	0	0	0	0	0	0	0	0	0	0	0	0	0	0	0	0	0	0	0	0	0	0	0	0	0	0	
	Female	0	0	0	0	0	0	0	0	0	0	0	0	0	0	0	0	0	0	0	0	0	0	0					
SUB TOTAL	Male	0	5	23	11	15	13	25	52	34	26	36	41	42	221	239	205	133	88	68	79	52	39	1,447					
	Female	0	5	8	3	5	2	11	19	19	14	14	15	13	109	124	79	45	27	24	25	11	12	584					
TOTAL		0	10	31	14	20	15	36	71	53	40	50	56	55	330	363	284	178	115	92	104	63	51	2,031	972	143	794	97	4



SRS Summary Report

Beginning Date: 05/01/2021

Ending Date: 05/31/2021

Return of Arson Offenses

Agency: ALASKA STATE TROOPERS; ANCHORAGE POLICE DEPARTMENT; BETHEL POLICE DEPARTMENT; BRISTOL BAY POLICE DEPARTMENT; CORDOVA POLICE DEPARTMENT; CRAIG POLICE DEPARTMENT; DILLINGHAM POLICE DEPARTMENT; FAIRBANKS AIRPORT POLICE; FAIRBANKS POLICE DEPARTMENT; HAINES POLICE DEPARTMENT; HOMER POLICE DEPARTMENT; JUNEAU POLICE DEPARTMENT; KENAI POLICE DEPARTMENT; KETCHIKAN POLICE DEPARTMENT; KODIAK POLICE DEPARTMENT; KOTZEBUE POLICE DEPARTMENT; NOME POLICE DEPARTMENT; NORTH POLE POLICE DEPARTMENT; NORTH SLOPE BUROUGH POLICE DEPARTMENT; PALMER POLICE DEPARTMENT; PETERSBURG POLICE DEPARTMENT; SEWARD POLICE DEPARTMENT; SITKA POLICE DEPARTMENT; SKAGWAY POLICE DEPARTMENT; SOLDOTNA POLICE DEPARTMENT; UNALASKA POLICE DEPARTMENT; UNIVERSITY OF ALASKA ANCHORAGE; UNIVERSITY OF ALASKA FAIRBANKS; VALDEZ POLICE DEPARTMENT; WASILLA POLICE DEPARTMENT; WRANGELL POLICE DEPARTMENT

Property Classification	Offenses Reported	Unfounded	Actual Offenses	Offenses Cleared	Clearances Involving Under 18	Offenses-Uninhabited Structures	Est. Value of Property Damage
A. Single Occupancy Residential: Houses, Townhouses, Duplexes, etc.	3	0	3	2	1	0	96,101
B. Other Residential: Apartments, Tenements, Flats, Hotels, Motels, Inns, Dormitories, Boarding Houses, etc.	0	0	0	0	0	0	0
C. Storage: Barns, Garages, Warehouses, etc.	3	0	3	0	0	2	143,001
D. Industrial/Manufacturing	0	0	0	0	0	0	0
E. Other Commercial: Stores, Restaurants, Offices, etc.	2	0	2	0	0	1	26,596
F. Community/Public: Churches, Jails, Schools, Colleges, Hospitals, etc.	0	0	0	0	0	0	0
G. All Other Structure: Out Buildings, Monuments, Buildings Under Construction, etc.	1	0	1	0	0	0	1
TOTAL STRUCTURE	9	0	9	2	1	3	265,699
H. Motor Vehicles: Automobiles, Trucks, Buses, Motorcycles, etc.: UCR Definition	2	0	2	1	0	0	251
I. Other Mobile Property: Trailers, Recreational Vehicles, Airplanes, Boats, etc.	0	0	0	0	0	0	0



SRS Summary Report

Beginning Date: 05/01/2021

Ending Date: 05/31/2021

Property Classification	Offenses Reported	Unfounded	Actual Offenses	Offenses Cleared	Clearances Involving Under 18	Offenses-Uninhabited Structures	Est. Value of Property Damage
TOTAL MOBILE	2	0	2	1	0	0	251
J. TOTAL OTHER Crops, Timber, Fences, Signs, etc.	7	0	7	5	1	0	1,576
GRAND TOTAL	18	0	18	8	2	3	267,526



SRS Summary Report

Beginning Date: 06/01/2021

Ending Date: 06/30/2021

Return A

Agency: ALASKA STATE TROOPERS; ANCHORAGE POLICE DEPARTMENT; BETHEL POLICE DEPARTMENT; BRISTOL BAY POLICE DEPARTMENT; CORDOVA POLICE DEPARTMENT; CRAIG POLICE DEPARTMENT; DILLINGHAM POLICE DEPARTMENT; FAIRBANKS AIRPORT POLICE; FAIRBANKS POLICE DEPARTMENT; HAINES POLICE DEPARTMENT; HOMER POLICE DEPARTMENT; JUNEAU POLICE DEPARTMENT; KENAI POLICE DEPARTMENT; KETCHIKAN POLICE DEPARTMENT; KODIAK POLICE DEPARTMENT; KOTZEBUE POLICE DEPARTMENT; NOME POLICE DEPARTMENT; NORTH POLE POLICE DEPARTMENT; NORTH SLOPE BUREAU POLICE DEPARTMENT; PALMER POLICE DEPARTMENT; PETERSBURG POLICE DEPARTMENT; SEWARD POLICE DEPARTMENT; SITKA POLICE DEPARTMENT; SKAGWAY POLICE DEPARTMENT; SOLDOTNA POLICE DEPARTMENT; UNALASKA POLICE DEPARTMENT; UNIVERSITY OF ALASKA ANCHORAGE; UNIVERSITY OF ALASKA FAIRBANKS; VALDEZ POLICE DEPARTMENT; WASILLA POLICE DEPARTMENT; WRANGELL POLICE DEPARTMENT

Classification of Offenses	Offenses Reported	Unfounded	Actual Offenses	Tot. Offenses Cleared	Clearances Involving Persons Under 18 Yr. of Age
Murder/NonNegligent Homicide(Total)	5	0	5	3	0
Manslaughter by Negligence(Total)	1	0	1	0	0
Rape(Total)	84	1	83	15	2
Rape	79	1	78	14	2
Attempted Rape	5	0	5	1	0
Robbery(Total)	53	0	53	24	4
Robbery - Firearm	7	0	7	1	0
Robbery - Knife or Cutting Instrument	7	0	7	3	0
Robbery - Other Dangerous Weapon	8	0	8	4	0
Robbery - StrongArm(Hands,Fists,Feet,etc)	31	0	31	16	4
Assault(Total)	1175	4	1171	760	48
Assault - Firearm	85	0	85	62	0
Assault - Knife or Cutting Instrument	71	0	71	56	6
Assault - Other Dangerous Weapon	130	0	130	97	4
Assault - StrongArm(Hands,Fists,Feet,etc)	86	0	86	57	1
Assault - Other(Simple, Not Aggravated)	803	4	799	488	37
Burglary(Total)	255	0	255	49	4
Burglary - Forcible Entry	164	0	164	22	2
Burglary - Unlawful Entry(No Force)	74	0	74	24	1
Burglary - Attempted Forcible Entry	17	0	17	3	1
Larceny(Total) - Theft(Excluding Motor Vehicles)	857	7	850	113	4
Motor Vehicle Theft(Total)	168	7	161	35	2
Motor Vehicle Theft - Autos	93	4	89	17	0
Motor Vehicle Theft - Trucks and Buses	55	3	52	12	1
Motor Vehicle Theft - Other Vehicles	20	0	20	6	1
Grand Total	2598	19	2579	999	64



SRS Summary Report

Beginning Date: 06/01/2021

Ending Date: 06/30/2021

Supplement Return A

Agency: ALASKA STATE TROOPERS; ANCHORAGE POLICE DEPARTMENT; BETHEL POLICE DEPARTMENT; BRISTOL BAY POLICE DEPARTMENT; CORDOVA POLICE DEPARTMENT; CRAIG POLICE DEPARTMENT; DILLINGHAM POLICE DEPARTMENT; FAIRBANKS AIRPORT POLICE; FAIRBANKS POLICE DEPARTMENT; HAINES POLICE DEPARTMENT; HOMER POLICE DEPARTMENT; JUNEAU POLICE DEPARTMENT; KENAI POLICE DEPARTMENT; KETCHIKAN POLICE DEPARTMENT; KODIAK POLICE DEPARTMENT; KOTZEBUE POLICE DEPARTMENT; NOME POLICE DEPARTMENT; NORTH POLE POLICE DEPARTMENT; NORTH SLOPE BUROUGH POLICE DEPARTMENT; PALMER POLICE DEPARTMENT; PETERSBURG POLICE DEPARTMENT; SEWARD POLICE DEPARTMENT; SITKA POLICE DEPARTMENT; SKAGWAY POLICE DEPARTMENT; SOLDOTNA POLICE DEPARTMENT; UNALASKA POLICE DEPARTMENT; UNIVERSITY OF ALASKA ANCHORAGE; UNIVERSITY OF ALASKA FAIRBANKS; VALDEZ POLICE DEPARTMENT; WASILLA POLICE DEPARTMENT; WRANGELL POLICE DEPARTMENT

Classification of Offenses	Actual Offenses	Value of Property
MURDER AND NONNEGLIGENT MANSLAUGHTER	5	0
RAPE	83	0
ROBBERY - HIGHWAY (streets, alleys, etc.)	17	13,782
COMMERCIAL HOUSE (except c, d, and f)	6	36,279
GAS OR SERVICE STATION	3	135
CONVENIENCE STORE	2	74
RESIDENCE	11	4,611
BANK	0	0
MISCELLANEOUS	14	2,067
TOTAL ROBBERY	53	56,948
BURGLARY - BREAKING OR ENTERING - RESIDENCE (dwelling) NIGHT (6 p.m. - 6 a.m.)	53	121,521
DAY (6 a.m. - 6 p.m.)	45	52,904
UNKNOWN	39	178,204
NON-RESIDENCE (store, office, etc.) NIGHT (6 p.m. - 6 a.m.)	48	161,262
DAY (6 a.m. - 6 p.m.)	44	38,070
UNKNOWN	26	6,371
TOTAL BURGLARY	255	558,332
LARCENY - THEFT (Except Motor Vehicle Theft) - \$200 AND OVER	440	741,135
\$50 TO \$199	161	16,505
UNDER \$50	249	2,637
TOTAL LARCENY (Same as Item 6x)	850	760,277
MOTOR VEHICLE THEFT (Include Alleged Joy Ride)	161	1,790,614
GRAND TOTAL - ALL ITEMS		3,166,171

Type of Property	Stolen	Recovered
Currency, Notes, Etc.	84,231	3,039
Jewelry and Precious Metals	216,411	44,639
Clothing and Furs	67,775	4,752
Locally Stolen Motor Vehicles	1,865,135	1,448,271
Office Equipment	65,098	4,767
Televisions, Radios, Stereos, Etc.	32,749	1,697
Firearms	31,098	2,953
Household Goods	28,024	3,051
Consumable Goods	17,962	4,140
Livestock	1,200	200
Miscellaneous	754,982	116,617
TOTAL	3,164,665	1,634,126

Grand Totals for 'Property Stolen by Type and Value' and 'Property Stolen by Classification' may not match due to NIBRS conversion specification set by the FBI.



SRS Summary Report

Beginning Date: 06/01/2021

Ending Date: 06/30/2021

Classification of Offenses	Actual Offenses	Value of Property
ADDITIONAL ANALYSIS OF LARCENY AND MOTOR VEHICLE THEFT - 6x. NATURE OF LARCENIES UNDER ITEM 6 (POCKET-PICKING)	3	607
PURSE-SNATCHING	1	53
SHOPLIFTING	176	45,417
FROM MOTOR VEHICLES (except e)	186	145,704
MOTOR VEHICLE PARTS AND ACCESSORIES	61	83,468
BICYCLES	66	48,564
FROM BUILDING (except c and h)	125	158,594
FROM ANY COIN-OPERATED MACHINES (parking meters,etc.)	1	0
ALL OTHER	231	277,870
TOTAL LARCENIES (Same as Item 6)	850	760,277
MOTOR VEHICLES RECOVERED (STOLEN LOCALLY AND RECOVERED LOCALLY)	78	
STOLEN LOCALLY AND RECOVERED BY OTHER JURISDICTIONS	8	
TOTAL LOCALLY STOLEN MOTOR VEHICLES RECOVERED	112	
STOLEN IN OTHER JURISDICTIONS AND RECOVERED LOCALLY	1	

Grand Totals for 'Property Stolen by Type and Value' and 'Property Stolen by Classification' may not match due to NIBRS conversion specification set by the FBI.



SRS Summary Report

Beginning Date: 06/01/2021

Ending Date: 06/30/2021

Law Enforcement Officers Killed or Assaulted

Agency: ALASKA STATE TROOPERS; ANCHORAGE POLICE DEPARTMENT; BETHEL POLICE DEPARTMENT; BRISTOL BAY POLICE DEPARTMENT; CORDOVA POLICE DEPARTMENT; CRAIG POLICE DEPARTMENT; DILLINGHAM POLICE DEPARTMENT; FAIRBANKS AIRPORT POLICE; FAIRBANKS POLICE DEPARTMENT; HAINES POLICE DEPARTMENT; HOMER POLICE DEPARTMENT; JUNEAU POLICE DEPARTMENT; KENAI POLICE DEPARTMENT; KETCHIKAN POLICE DEPARTMENT; KODIAK POLICE DEPARTMENT; KOTZEBUE POLICE DEPARTMENT; NOME POLICE DEPARTMENT; NORTH POLE POLICE DEPARTMENT; NORTH SLOPE BOROUGH POLICE DEPARTMENT; PALMER POLICE DEPARTMENT; PETERSBURG POLICE DEPARTMENT; SEWARD POLICE DEPARTMENT; SITKA POLICE DEPARTMENT; SKAGWAY POLICE DEPARTMENT; SOLDOTNA POLICE DEPARTMENT; UNALASKA POLICE DEPARTMENT; UNIVERSITY OF ALASKA ANCHORAGE; UNIVERSITY OF ALASKA FAIRBANKS; VALDEZ POLICE DEPARTMENT; WASILLA POLICE DEPARTMENT; WRANGELL POLICE DEPARTMENT

Police Officers Killed Feloniously	Police Officers Killed Accidentally
0	0

Type of Activity	Total Assaults by Weapon	Firearm	Knife or Other Cutting Instrum.	Other Dangerous Weapon	Hands Fists Feet etc.	Two Man Vehicle	One-Man Vehicle		Detective or Special Assign		Other		Police Assaults Cleared
							Alone	Assisted	Alone	Assisted	Alone	Assisted	
Responding to disturbance call (family quarrels, person with firearm, etc.)	29	0	0	1	28	1	5	22	1	0	0	0	27
Burglaries in progress or pursuing burglary suspects	1	0	0	0	1	0	0	1	0	0	0	0	1
Robberies in progress or pursuing robbery suspects	5	0	0	0	5	0	0	5	0	0	0	0	5
Attempting other arrests	5	0	0	0	5	2	2	1	0	0	0	0	4
Civil disorder (riot, mass disobedience, etc.)	0	0	0	0	0	0	0	0	0	0	0	0	0
Handling, transporting, custody of prisoners	4	0	0	0	4	0	0	4	0	0	0	0	4
Investigating suspicious persons or circumstances	9	0	0	1	8	0	1	8	0	0	0	0	9
Ambush - no warning	0	0	0	0	0	0	0	0	0	0	0	0	0
Handling persons with mental illness	8	0	0	0	8	0	1	7	0	0	0	0	8
Traffic pursuits and stops	11	6	2	2	1	2	4	4	1	0	0	0	11



SRS Summary Report

Beginning Date: 06/01/2021

Ending Date: 06/30/2021

Type of Activity	Total Assaults by Weapon	Firearm	Knife or Other Cutting Instrum.	Other Dangerous Weapon	Hands Fists Feet etc.	Two Man Vehicle	One-Man Vehicle		Detective or Special Assign		Other		Police Assaults Cleared
							Alone	Assisted	Alone	Assisted	Alone	Assisted	
All other	4	0	0	0	4	0	0	4	0	0	0	0	4
TOTAL	76	6	2	4	64	5	13	56	2	0	0	0	73
Number with personal injury	19	0	1	0	18	0	0	0	0	0	0	0	0
Number without personal injury	57	6	1	4	46	0	0	0	0	0	0	0	0

Time of assaults	12:01 - 2:00	2:01 - 4:00	4:01 - 6:00	6:01 - 8:00	8:01 - 10:00	10:01 - 12:00
Time of Assault AM	15	5	4	2	2	9
PM	7	6	6	4	11	5



Arrestee Summary Report

Beginning Date: 06/01/2021

Ending Date: 06/30/2021

Arrests by Age/Sex/Race

Agency: ALASKA STATE TROOPERS; ANCHORAGE POLICE DEPARTMENT; BETHEL POLICE DEPARTMENT; BRISTOL BAY POLICE DEPARTMENT; CORDOVA POLICE DEPARTMENT; CRAIG POLICE DEPARTMENT; DILLINGHAM POLICE DEPARTMENT; FAIRBANKS AIRPORT POLICE; FAIRBANKS POLICE DEPARTMENT; HAINES POLICE DEPARTMENT; HOMER POLICE DEPARTMENT; JUNEAU POLICE DEPARTMENT; KENAI POLICE DEPARTMENT; KETCHIKAN POLICE DEPARTMENT; KODIAK POLICE DEPARTMENT; KOTZEBUE POLICE DEPARTMENT; NOME POLICE DEPARTMENT; NORTH POLE POLICE DEPARTMENT; NORTH SLOPE BUROUGH POLICE DEPARTMENT; PALMER POLICE DEPARTMENT; PETERSBURG POLICE DEPARTMENT; SEWARD POLICE DEPARTMENT; SITKA POLICE DEPARTMENT; SKAGWAY POLICE DEPARTMENT; SOLDOTNA POLICE DEPARTMENT; UNALASKA POLICE DEPARTMENT; UNIVERSITY OF ALASKA ANCHORAGE; UNIVERSITY OF ALASKA FAIRBANKS; VALDEZ POLICE DEPARTMENT; WASILLA POLICE DEPARTMENT; WRANGELL POLICE DEPARTMENT

Offense: All

Classification of Offenses	Sex	Under 10	10-12	13-14	15	16	17	18	19	20	21	22	23	24	25-29	30-34	35-39	40-44	45-49	50-54	55-59	60-64	65 and Over	Total	White	Black	American Indian / Alaskan Native	Asian	Native Hawaiian / Other Pacific Islander
Murder and Nonnegligent Manslaughter	Male	0	0	0	0	0	0	0	0	0	1	0	1	0	0	0	0	0	0	0	0	0	0	2	1	0	1	0	0
	Female	0	0	0	0	0	0	0	0	0	0	0	0	0	0	0	0	0	0	0	0	0	0	0	0	0	0	0	0
Manslaughter by Negligence	Male	0	0	0	0	0	0	0	0	0	0	0	0	0	0	0	0	0	0	0	0	0	0	0	0	0	0	0	0
	Female	0	0	0	0	0	0	0	0	0	0	0	0	0	0	0	0	0	0	0	0	0	0	0	0	0	0	0	0
Rape	Male	0	1	1	0	0	0	0	0	0	1	0	0	0	1	2	0	0	0	2	0	0	0	8	1	1	6	1	0
	Female	0	0	0	0	0	0	0	0	0	0	0	0	0	0	0	1	0	0	0	0	0	0	1	0	0	0	0	0
Robbery	Male	0	1	0	0	1	0	0	0	0	2	0	0	1	5	2	4	1	0	0	0	0	0	17	6	4	11	0	1
	Female	0	0	1	0	0	0	0	0	1	0	0	0	0	0	1	1	0	1	0	0	0	0	5	0	0	0	0	0
Aggravated Assault (Return A - 4a-d)	Male	0	0	1	1	2	3	3	1	1	6	3	6	4	21	24	14	16	10	5	11	2	2	136	88	15	73	8	0
	Female	0	2	0	1	1	0	1	2	1	0	2	0	3	10	8	8	0	2	2	4	1	0	48	0	0	0	0	0
Burglary - Breaking or Entering	Male	0	3	3	0	0	0	1	0	0	2	0	0	0	5	6	4	3	0	2	1	1	1	32	20	6	20	1	0
	Female	0	0	0	0	0	0	0	0	1	0	1	0	0	3	6	5	0	0	0	0	0	0	16	0	0	0	0	0
Larceny-Theft (Except Motor Vehicle Theft)	Male	0	0	0	1	0	0	1	1	0	1	0	0	3	6	11	6	13	6	2	2	1	0	54	41	7	33	3	0
	Female	0	0	1	0	0	1	0	0	0	0	0	0	1	5	7	6	3	4	0	2	0	0	30	0	0	0	0	0
Motor Vehicle Theft	Male	0	0	1	0	0	0	0	0	0	0	0	0	2	8	1	3	1	2	1	1	0	0	20	17	2	6	2	0
	Female	0	0	0	0	0	0	0	0	0	0	0	1	0	3	2	0	0	0	0	0	1	0	7	0	0	0	0	0
Other Assaults (Return A - 4e)	Male	0	3	2	4	1	2	7	3	4	7	6	7	6	32	43	39	24	17	9	13	10	1	240	138	21	165	13	3
	Female	0	3	2	0	5	3	0	2	1	5	4	2	2	16	15	15	13	7	5	4	0	1	105	0	0	0	0	0
Arson	Male	0	0	0	0	0	0	0	0	0	0	0	0	0	0	0	0	0	0	0	0	1	0	1	0	0	2	0	0
	Female	0	0	0	0	0	0	0	0	0	0	0	0	0	0	1	0	0	0	0	0	0	0	1	0	0	0	0	0
Forgery and Counterfeiting	Male	0	0	0	0	0	0	0	0	0	1	0	0	0	1	0	0	0	0	0	0	0	0	2	2	0	1	0	0
	Female	0	0	0	0	0	0	0	0	0	0	0	0	0	0	0	0	0	1	0	0	0	0	1	0	0	0	0	0
Fraud	Male	0	0	0	0	0	0	0	0	0	0	0	0	0	0	0	2	0	0	0	0	0	2	4	3	2	3	0	0
	Female	0	0	0	0	0	0	0	0	0	0	0	0	0	1	1	0	1	0	1	0	0	0	4	0	0	0	0	0
Embezzlement	Male	0	0	0	0	1	1	1	0	0	0	0	0	0	0	0	0	1	0	0	0	0	0	4	1	0	1	2	0
	Female	0	0	0	0	0	0	0	0	0	0	0	0	0	0	0	0	0	0	0	0	0	0	0	0	0	0	0	0
Stolen Property; Buying, Receiving, Possessing	Male	0	0	0	0	0	0	0	0	0	0	0	0	0	0	0	2	1	0	0	0	0	0	3	2	1	0	0	0
	Female	0	0	0	0	0	0	0	0	0	0	0	0	0	0	0	0	0	0	0	0	0	0	0	0	0	0	0	0
Vandalism	Male	0	3	3	1	2	1	1	2	1	1	3	3	0	15	8	5	9	0	1	2	1	0	62	43	7	42	1	0
	Female	0	0	4	2	2	1	1	0	2	0	2	0	0	4	3	6	1	2	2	2	2	0	34	0	0	0	0	0
Weapons; Carrying, Possessing, etc.	Male	0	0	0	0	0	0	1	0	4	2	0	0	0	3	3	7	3	1	2	0	0	0	26	17	3	7	1	0
	Female	0	0	0	0	0	0	0	0	0	0	0	0	1	0	0	1	0	0	0	0	0	0	2	0	0	0	0	0
Prostitution and Commercialized Vice	Male	0	0	0	0	0	0	0	0	0	0	0	0	0	0	0	0	0	0	0	0	0	0	0	0	0	0	0	0
	Female	0	0	0	0	0	0	0	0	0	0	0	0	0	0	0	0	0	0	0	0	0	0	0	0	0	0	0	0



Arrestee Summary Report

Beginning Date: 06/01/2021

Ending Date: 06/30/2021

Classification of Offenses	Sex	Under 10	10-12	13-14	15	16	17	18	19	20	21	22	23	24	25-29	30-34	35-39	40-44	45-49	50-54	55-59	60-64	65 and Over	Total	White	Black	American Indian / Alaskan Native	Asian	Native Hawaiian / Other Pacific Islander
Prostitution	Male	0	0	0	0	0	0	0	0	0	0	0	0	0	0	0	0	0	0	0	0	0	0	0	0	0	0	0	0
	Female	0	0	0	0	0	0	0	0	0	0	0	0	0	0	0	0	0	0	0	0	0	0	0	0	0	0	0	0
Assisting or Promoting Prostitution	Male	0	0	0	0	0	0	0	0	0	0	0	0	0	0	0	0	0	0	0	0	0	0	0	0	0	0	0	0
	Female	0	0	0	0	0	0	0	0	0	0	0	0	0	0	0	0	0	0	0	0	0	0	0	0	0	0	0	0
Purchasing Prostitution	Male	0	0	0	0	0	0	0	0	0	0	0	0	0	0	0	0	0	0	0	0	0	0	0	0	0	0	0	0
	Female	0	0	0	0	0	0	0	0	0	0	0	0	0	0	0	0	0	0	0	0	0	0	0	0	0	0	0	0
Sex Offenses (Except Rape and Prostitution)	Male	0	3	2	0	0	0	1	0	0	0	0	0	1	1	2	3	6	2	4	2	1	2	30	9	3	19	0	0
	Female	0	0	0	0	0	0	0	0	0	0	0	0	0	0	0	1	0	0	0	0	0	0	1	1	0	0	0	0
Drug Abuse Violations - Grand Total	Male	0	0	0	0	0	0	1	2	1	0	2	1	2	7	13	14	7	3	2	3	1	1	60	57	9	25	1	0
	Female	0	0	0	0	3	1	1	1	3	0	1	2	0	5	4	7	4	0	0	0	0	0	32	0	0	0	0	0
(1) Sale/Manufacturing - Subtotal	Male	0	0	0	0	0	0	0	0	0	0	1	1	0	0	1	4	1	0	1	2	0	0	11	12	1	4	0	0
	Female	0	0	0	0	0	0	0	0	0	0	0	0	0	2	1	1	2	0	0	0	0	0	6	0	0	0	0	0
18a - Opium/Cocaine	Male	0	0	0	0	0	0	0	0	0	0	1	0	0	0	1	2	0	0	0	1	0	0	5	8	0	0	0	0
	Female	0	0	0	0	0	0	0	0	0	0	0	0	0	2	1	0	0	0	0	0	0	0	3	0	0	0	0	0
18b - Marijuana	Male	0	0	0	0	0	0	0	0	0	0	0	0	0	0	0	0	0	0	0	0	0	0	0	0	0	0	0	0
	Female	0	0	0	0	0	0	0	0	0	0	0	0	0	0	0	0	0	0	0	0	0	0	0	0	0	0	0	0
18c - Synthetic Narcotics - Manufactured Narcotics Which Can Cause True Drug Addiction (Demerol, Methadones)	Male	0	0	0	0	0	0	0	0	0	0	0	0	0	0	0	0	0	0	0	0	0	0	0	0	0	0	0	0
	Female	0	0	0	0	0	0	0	0	0	0	0	0	0	0	0	0	0	0	0	0	0	0	0	0	0	0	0	0
18d - Other - Dangerous Nonnarcotic Drugs (Barbiturates, Benzadrine)	Male	0	0	0	0	0	0	0	0	0	0	0	1	0	0	0	2	1	0	1	1	0	0	6	4	1	4	0	0
	Female	0	0	0	0	0	0	0	0	0	0	0	0	0	0	0	1	2	0	0	0	0	0	3	0	0	0	0	0
(2) Possession - Subtotal	Male	0	0	0	0	0	0	1	2	1	0	1	0	2	7	12	10	6	3	1	1	1	1	49	45	8	21	1	0
	Female	0	0	0	0	3	1	1	1	3	0	1	2	0	3	3	6	2	0	0	0	0	0	26	0	0	0	0	0
18e - Opium or Cocaine and Their Derivatives (Morphine, Heroin, Codeine)	Male	0	0	0	0	0	0	0	0	0	0	0	0	0	5	6	4	2	3	1	0	0	0	21	24	3	3	0	0
	Female	0	0	0	0	0	0	0	0	1	0	1	1	0	2	1	2	1	0	0	0	0	0	9	0	0	0	0	0
18f - Marijuana	Male	0	0	0	0	0	0	1	2	1	0	0	0	0	0	0	0	0	0	0	0	1	0	5	4	1	5	1	0
	Female	0	0	0	0	2	1	1	1	1	0	0	0	0	0	0	0	0	0	0	0	0	0	6	0	0	0	0	0
18g - Synthetic Narcotics - Manufactured Narcotics Which Can Cause True Drug Addiction (Demerol, Methadones)	Male	0	0	0	0	0	0	0	0	0	0	0	0	0	0	0	0	0	0	0	0	0	0	0	0	0	0	0	0
	Female	0	0	0	0	0	0	0	0	0	0	0	0	0	1	0	0	0	0	0	0	0	0	1	0	0	0	0	0
18h - Other - Dangerous Nonnarcotic Drugs	Male	0	0	0	0	0	0	0	0	0	0	1	0	2	2	6	6	4	0	0	1	0	1	23	17	4	12	0	0
	Female	0	0	0	0	1	0	0	0	1	0	0	1	0	0	2	4	1	0	0	0	0	0	10	0	0	0	0	0
Gambling - Total	Male	0	0	0	0	0	0	0	0	0	0	0	0	0	0	0	0	0	0	0	0	0	0	0	0	0	0	0	0



Arrestee Summary Report

Beginning Date: 06/01/2021

Ending Date: 06/30/2021

Classification of Offenses	Sex	Under 10	10-12	13-14	15	16	17	18	19	20	21	22	23	24	25-29	30-34	35-39	40-44	45-49	50-54	55-59	60-64	65 and Over	Total	White	Black	American Indian / Alaskan Native	Asian	Native Hawaiian / Other Pacific Islander
Gambling - Total	Female	0	0	0	0	0	0	0	0	0	0	0	0	0	0	0	0	0	0	0	0	0	0	0					
Bookmaking (Horse and Sport Book)	Male	0	0	0	0	0	0	0	0	0	0	0	0	0	0	0	0	0	0	0	0	0	0	0	0	0	0	0	0
	Female	0	0	0	0	0	0	0	0	0	0	0	0	0	0	0	0	0	0	0	0	0	0	0	0				
Numbers and Lottery	Male	0	0	0	0	0	0	0	0	0	0	0	0	0	0	0	0	0	0	0	0	0	0	0	0	0	0	0	0
	Female	0	0	0	0	0	0	0	0	0	0	0	0	0	0	0	0	0	0	0	0	0	0	0	0				
All Other Gambling	Male	0	0	0	0	0	0	0	0	0	0	0	0	0	0	0	0	0	0	0	0	0	0	0	0	0	0	0	0
	Female	0	0	0	0	0	0	0	0	0	0	0	0	0	0	0	0	0	0	0	0	0	0	0	0				
Offenses Against The Family and Children	Male	0	0	0	0	0	0	0	0	0	0	0	0	0	0	1	0	1	0	0	0	0	0	0	2	1	1	5	0
	Female	0	0	0	0	0	0	0	0	0	0	0	1	0	1	1	2	0	0	0	0	0	0	0	5				
Driving Under The Influence	Male	0	0	0	0	0	3	3	6	2	7	7	5	6	33	35	25	15	13	15	12	5	8	200	167	19	75	10	0
	Female	0	0	0	0	0	0	0	2	3	4	3	3	0	10	17	17	5	5	1	2	0	0	72					
Liquor Laws	Male	0	0	1	0	1	1	0	1	0	0	0	0	0	1	6	0	2	1	1	1	0	2	18	6	0	22	0	
	Female	0	0	0	0	0	1	0	0	0	0	0	0	0	3	2	0	0	3	0	2	1	0	12					
Drunkenness	Male	0	0	0	0	0	0	0	0	0	0	0	0	0	0	0	0	0	1	1	0	1	0	3	0	0	3	0	
	Female	0	0	0	0	0	0	0	0	0	0	0	0	0	0	0	0	1	0	0	0	0	0	1					
Disorderly Conduct	Male	0	0	0	0	0	0	0	0	1	0	1	0	1	6	7	10	6	1	2	1	2	1	39	22	1	35	1	
	Female	0	0	0	0	0	0	0	1	0	1	1	0	0	4	6	5	1	0	1	1	0	1	22					
Vagrancy	Male	0	0	0	0	0	0	0	0	0	0	0	0	0	0	0	0	0	0	0	0	0	0	0	0	0	0	0	0
	Female	0	0	0	0	0	0	0	0	0	0	0	0	0	0	0	0	0	0	0	0	0	0	0					
All Other Offenses (Except Traffic)	Male	0	0	0	0	2	5	4	5	8	15	13	11	20	80	75	80	59	35	37	38	25	30	542	368	31	241	30	
	Female	0	0	0	0	1	1	2	2	4	4	3	2	5	21	39	22	11	7	11	6	0	2	143					
Suspicion	Male	0	0	0	0	0	0	0	0	0	0	0	0	0	0	0	0	0	0	0	0	0	0	0	0	0	0	0	0
	Female	0	0	0	0	0	0	0	0	0	0	0	0	0	0	0	0	0	0	0	0	0	0	0					
Curfew and Loitering Law Violations	Male	0	0	0	0	0	0																	0	0	0	0	0	0
	Female	0	0	0	0	0	0																	0					
Runaway	Male	0	0	0	0	0	0																	0	0	0	0	0	0
	Female	0	0	0	0	0	0																	0					
Human Trafficking/Commercial Sex Acts	Male	0	0	0	0	0	0	0	0	0	0	0	0	0	0	0	0	0	0	0	0	0	0	0	0	0	0	0	0
	Female	0	0	0	0	0	0	0	0	0	0	0	0	0	0	0	0	0	0	0	0	0	0	0					
Human Trafficking/Involuntary Servitude	Male	0	0	0	0	0	0	0	0	0	0	0	0	0	0	0	0	0	0	0	0	0	0	0	0	0	0	0	0
	Female	0	0	0	0	0	0	0	0	0	0	0	0	0	0	0	0	0	0	0	0	0	0	0					
SUB TOTAL	Male	0	14	14	7	10	16	24	21	22	46	35	34	46	225	239	218	168	92	86	87	51	50	1,505					
	Female	0	5	8	3	12	8	5	10	16	14	17	11	12	86	113	97	40	32	23	24	2	4	542					
TOTAL		0	19	22	10	22	24	29	31	38	60	52	45	58	311	352	315	208	124	109	111	53	54	2,047	1,010	133	796	74	11



SRS Summary Report

Beginning Date: 06/01/2021

Ending Date: 06/30/2021

Return of Arson Offenses

Agency: ALASKA STATE TROOPERS; ANCHORAGE POLICE DEPARTMENT; BETHEL POLICE DEPARTMENT; BRISTOL BAY POLICE DEPARTMENT; CORDOVA POLICE DEPARTMENT; CRAIG POLICE DEPARTMENT; DILLINGHAM POLICE DEPARTMENT; FAIRBANKS AIRPORT POLICE; FAIRBANKS POLICE DEPARTMENT; HAINES POLICE DEPARTMENT; HOMER POLICE DEPARTMENT; JUNEAU POLICE DEPARTMENT; KENAI POLICE DEPARTMENT; KETCHIKAN POLICE DEPARTMENT; KODIAK POLICE DEPARTMENT; KOTZEBUE POLICE DEPARTMENT; NOME POLICE DEPARTMENT; NORTH POLE POLICE DEPARTMENT; NORTH SLOPE BUROUGH POLICE DEPARTMENT; PALMER POLICE DEPARTMENT; PETERSBURG POLICE DEPARTMENT; SEWARD POLICE DEPARTMENT; SITKA POLICE DEPARTMENT; SKAGWAY POLICE DEPARTMENT; SOLDOTNA POLICE DEPARTMENT; UNALASKA POLICE DEPARTMENT; UNIVERSITY OF ALASKA ANCHORAGE; UNIVERSITY OF ALASKA FAIRBANKS; VALDEZ POLICE DEPARTMENT; WASILLA POLICE DEPARTMENT; WRANGELL POLICE DEPARTMENT

Property Classification	Offenses Reported	Unfounded	Actual Offenses	Offenses Cleared	Clearances Involving Under 18	Offenses-Uninhabited Structures	Est. Value of Property Damage
A. Single Occupancy Residential: Houses, Townhouses, Duplexes, etc.	0	0	0	0	0	0	0
B. Other Residential: Apartments, Tenements, Flats, Hotels, Motels, Inns, Dormitories, Boarding Houses, etc.	1	0	1	1	0	0	254,026
C. Storage: Barns, Garages, Warehouses, etc.	0	0	0	0	0	0	0
D. Industrial/Manufacturing	0	0	0	0	0	0	0
E. Other Commercial: Stores, Restaurants, Offices, etc.	0	0	0	0	0	0	0
F. Community/Public: Churches, Jails, Schools, Colleges, Hospitals, etc.	1	0	1	0	0	0	2
G. All Other Structure: Out Buildings, Monuments, Buildings Under Construction, etc.	0	0	0	0	0	0	0
TOTAL STRUCTURE	2	0	2	1	0	0	254,028
H. Motor Vehicles: Automobiles, Trucks, Buses, Motorcycles, etc.: UCR Definition	3	0	3	1	0	0	1,601
I. Other Mobile Property: Trailers, Recreational Vehicles, Airplanes, Boats, etc.	1	0	1	0	0	0	287



SRS Summary Report

Beginning Date: 06/01/2021

Ending Date: 06/30/2021

Property Classification	Offenses Reported	Unfounded	Actual Offenses	Offenses Cleared	Clearances Involving Under 18	Offenses-Uninhabited Structures	Est. Value of Property Damage
TOTAL MOBILE	4	0	4	1	0	0	1,888
J. TOTAL OTHER Crops, Timber, Fences, Signs, etc.	5	0	5	0	0	0	6,380
GRAND TOTAL	11	0	11	2	0	0	262,296



SRS Summary Report

Beginning Date: 07/01/2021

Ending Date: 07/31/2021

Return A

Agency: ALASKA STATE TROOPERS; ANCHORAGE POLICE DEPARTMENT; BETHEL POLICE DEPARTMENT; BRISTOL BAY POLICE DEPARTMENT; CORDOVA POLICE DEPARTMENT; CRAIG POLICE DEPARTMENT; DILLINGHAM POLICE DEPARTMENT; FAIRBANKS AIRPORT POLICE; FAIRBANKS POLICE DEPARTMENT; HAINES POLICE DEPARTMENT; HOMER POLICE DEPARTMENT; JUNEAU POLICE DEPARTMENT; KENAI POLICE DEPARTMENT; KETCHIKAN POLICE DEPARTMENT; KODIAK POLICE DEPARTMENT; KOTZEBUE POLICE DEPARTMENT; NOME POLICE DEPARTMENT; NORTH POLE POLICE DEPARTMENT; NORTH SLOPE BUROUGH POLICE DEPARTMENT; PALMER POLICE DEPARTMENT; PETERSBURG POLICE DEPARTMENT; SEWARD POLICE DEPARTMENT; SITKA POLICE DEPARTMENT; SKAGWAY POLICE DEPARTMENT; SOLDOTNA POLICE DEPARTMENT; UNALASKA POLICE DEPARTMENT; UNIVERSITY OF ALASKA ANCHORAGE; UNIVERSITY OF ALASKA FAIRBANKS; VALDEZ POLICE DEPARTMENT; WASILLA POLICE DEPARTMENT; WRANGELL POLICE DEPARTMENT

Classification of Offenses	Offenses Reported	Unfounded	Actual Offenses	Tot. Offenses Cleared	Clearances Involving Persons Under 18 Yr. of Age
Murder/NonNegligent Homicide(Total)	4	0	4	2	0
Manslaughter by Negligence(Total)	5	0	5	3	0
Rape(Total)	139	0	139	50	7
Rape	134	0	134	50	7
Attempted Rape	5	0	5	0	0
Robbery(Total)	50	0	50	22	0
Robbery - Firearm	5	0	5	2	0
Robbery - Knife or Cutting Instrument	7	0	7	2	0
Robbery - Other Dangerous Weapon	9	0	9	3	0
Robbery - StrongArm(Hands,Fists,Feet,etc)	29	0	29	15	0
Assault(Total)	1155	2	1153	699	30
Assault - Firearm	107	1	106	49	1
Assault - Knife or Cutting Instrument	58	0	58	39	1
Assault - Other Dangerous Weapon	167	0	167	107	3
Assault - StrongArm(Hands,Fists,Feet,etc)	92	0	92	66	1
Assault - Other(Simple, Not Aggravated)	731	1	730	438	24
Burglary(Total)	264	1	263	76	12
Burglary - Forcible Entry	151	0	151	33	10
Burglary - Unlawful Entry(No Force)	99	1	98	42	2
Burglary - Attempted Forcible Entry	14	0	14	1	0
Larceny(Total) - Theft(Excluding Motor Vehicles)	999	14	985	144	9
Motor Vehicle Theft(Total)	169	0	169	31	0
Motor Vehicle Theft - Autos	88	0	88	21	0
Motor Vehicle Theft - Trucks and Buses	59	0	59	8	0
Motor Vehicle Theft - Other Vehicles	22	0	22	2	0
Grand Total	2785	17	2768	1027	58



SRS Summary Report

Beginning Date: 07/01/2021

Ending Date: 07/31/2021

Supplement Return A

Agency: ALASKA STATE TROOPERS; ANCHORAGE POLICE DEPARTMENT; BETHEL POLICE DEPARTMENT; BRISTOL BAY POLICE DEPARTMENT; CORDOVA POLICE DEPARTMENT; CRAIG POLICE DEPARTMENT; DILLINGHAM POLICE DEPARTMENT; FAIRBANKS AIRPORT POLICE; FAIRBANKS POLICE DEPARTMENT; HAINES POLICE DEPARTMENT; HOMER POLICE DEPARTMENT; JUNEAU POLICE DEPARTMENT; KENAI POLICE DEPARTMENT; KETCHIKAN POLICE DEPARTMENT; KODIAK POLICE DEPARTMENT; KOTZEBUE POLICE DEPARTMENT; NOME POLICE DEPARTMENT; NORTH POLE POLICE DEPARTMENT; NORTH SLOPE BUROUGH POLICE DEPARTMENT; PALMER POLICE DEPARTMENT; PETERSBURG POLICE DEPARTMENT; SEWARD POLICE DEPARTMENT; SITKA POLICE DEPARTMENT; SKAGWAY POLICE DEPARTMENT; SOLDOTNA POLICE DEPARTMENT; UNALASKA POLICE DEPARTMENT; UNIVERSITY OF ALASKA ANCHORAGE; UNIVERSITY OF ALASKA FAIRBANKS; VALDEZ POLICE DEPARTMENT; WASILLA POLICE DEPARTMENT; WRANGELL POLICE DEPARTMENT

Classification of Offenses	Actual Offenses	Value of Property
MURDER AND NONNEGLIGENT MANSLAUGHTER	4	0
RAPE	139	1
ROBBERY - HIGHWAY (streets, alleys, etc.)	25	11,132
COMMERCIAL HOUSE (except c, d, and f)	4	4,029
GAS OR SERVICE STATION	1	300
CONVENIENCE STORE	3	126
RESIDENCE	9	2,980
BANK	0	0
MISCELLANEOUS	8	5,483
TOTAL ROBBERY	50	24,050
BURGLARY - BREAKING OR ENTERING - RESIDENCE (dwelling) NIGHT (6 p.m. - 6 a.m.)	77	147,924
DAY (6 a.m. - 6 p.m.)	50	91,062
UNKNOWN	37	73,716
NON-RESIDENCE (store, office, etc.) NIGHT (6 p.m. - 6 a.m.)	53	141,556
DAY (6 a.m. - 6 p.m.)	28	56,948
UNKNOWN	18	17,394
TOTAL BURGLARY	263	528,600
LARCENY - THEFT (Except Motor Vehicle Theft) - \$200 AND OVER	487	857,836
\$50 TO \$199	186	19,838
UNDER \$50	312	3,331
TOTAL LARCENY (Same as Item 6x)	985	881,005
MOTOR VEHICLE THEFT (Include Alleged Joy Ride)	169	1,481,167
GRAND TOTAL - ALL ITEMS		2,914,823

Type of Property	Stolen	Recovered
Currency, Notes, Etc.	124,300	5,436
Jewelry and Precious Metals	52,349	527
Clothing and Furs	47,303	4,994
Locally Stolen Motor Vehicles	1,630,261	1,455,954
Office Equipment	72,569	5,160
Televisions, Radios, Stereos, Etc.	37,191	2,989
Firearms	50,734	3,916
Household Goods	29,504	2,789
Consumable Goods	85,839	2,454
Livestock	1	1
Miscellaneous	784,772	174,914
TOTAL	2,914,823	1,659,134

Grand Totals for 'Property Stolen by Type and Value' and 'Property Stolen by Classification' may not match due to NIBRS conversion specification set by the FBI.



SRS Summary Report

Beginning Date: 07/01/2021

Ending Date: 07/31/2021

Classification of Offenses	Actual Offenses	Value of Property
ADDITIONAL ANALYSIS OF LARCENY AND MOTOR VEHICLE THEFT - 6x. NATURE OF LARCENIES UNDER ITEM 6 (POCKET-PICKING)	6	154
PURSE-SNATCHING	1	85
SHOPLIFTING	214	118,373
FROM MOTOR VEHICLES (except e)	216	199,774
MOTOR VEHICLE PARTS AND ACCESSORIES	78	78,716
BICYCLES	89	61,725
FROM BUILDING (except c and h)	141	91,569
FROM ANY COIN-OPERATED MACHINES (parking meters,etc.)	3	840
ALL OTHER	237	329,769
TOTAL LARCENIES (Same as Item 6)	985	881,005
MOTOR VEHICLES RECOVERED (STOLEN LOCALLY AND RECOVERED LOCALLY)	89	
STOLEN LOCALLY AND RECOVERED BY OTHER JURISDICTIONS	9	
TOTAL LOCALLY STOLEN MOTOR VEHICLES RECOVERED	129	
STOLEN IN OTHER JURISDICTIONS AND RECOVERED LOCALLY	8	

Grand Totals for 'Property Stolen by Type and Value' and 'Property Stolen by Classification' may not match due to NIBRS conversion specification set by the FBI.



SRS Summary Report

Beginning Date: 07/01/2021

Ending Date: 07/31/2021

Law Enforcement Officers Killed or Assaulted

Agency: ALASKA STATE TROOPERS; ANCHORAGE POLICE DEPARTMENT; BETHEL POLICE DEPARTMENT; BRISTOL BAY POLICE DEPARTMENT; CORDOVA POLICE DEPARTMENT; CRAIG POLICE DEPARTMENT; DILLINGHAM POLICE DEPARTMENT; FAIRBANKS AIRPORT POLICE; FAIRBANKS POLICE DEPARTMENT; HAINES POLICE DEPARTMENT; HOMER POLICE DEPARTMENT; JUNEAU POLICE DEPARTMENT; KENAI POLICE DEPARTMENT; KETCHIKAN POLICE DEPARTMENT; KODIAK POLICE DEPARTMENT; KOTZEBUE POLICE DEPARTMENT; NOME POLICE DEPARTMENT; NORTH POLE POLICE DEPARTMENT; NORTH SLOPE BOROUGH POLICE DEPARTMENT; PALMER POLICE DEPARTMENT; PETERSBURG POLICE DEPARTMENT; SEWARD POLICE DEPARTMENT; SITKA POLICE DEPARTMENT; SKAGWAY POLICE DEPARTMENT; SOLDOTNA POLICE DEPARTMENT; UNALASKA POLICE DEPARTMENT; UNIVERSITY OF ALASKA ANCHORAGE; UNIVERSITY OF ALASKA FAIRBANKS; VALDEZ POLICE DEPARTMENT; WASILLA POLICE DEPARTMENT; WRANGELL POLICE DEPARTMENT

Police Officers Killed Feloniously	Police Officers Killed Accidentally
0	0

Type of Activity	Total Assaults by Weapon	Firearm	Knife or Other Cutting Instrum.	Other Dangerous Weapon	Hands Fists Feet etc.	Two Man Vehicle	One-Man Vehicle		Detective or Special Assign		Other		Police Assaults Cleared
							Alone	Assisted	Alone	Assisted	Alone	Assisted	
Responding to disturbance call (family quarrels, person with firearm, etc.)	23	0	2	2	19	2	3	18	0	0	0	0	21
Burglaries in progress or pursuing burglary suspects	1	0	0	0	1	0	0	1	0	0	0	0	1
Robberies in progress or pursuing robbery suspects	0	0	0	0	0	0	0	0	0	0	0	0	0
Attempting other arrests	12	1	1	0	10	0	1	10	0	0	0	1	11
Civil disorder (riot, mass disobedience, etc.)	0	0	0	0	0	0	0	0	0	0	0	0	0
Handling, transporting, custody of prisoners	4	0	0	0	4	0	2	2	0	0	0	0	4
Investigating suspicious persons or circumstances	5	0	0	0	5	0	2	3	0	0	0	0	5
Ambush - no warning	0	0	0	0	0	0	0	0	0	0	0	0	0
Handling persons with mental illness	12	0	0	0	12	0	0	12	0	0	0	0	12
Traffic pursuits and stops	7	0	0	6	1	0	5	2	0	0	0	0	6



SRS Summary Report

Beginning Date: 07/01/2021

Ending Date: 07/31/2021

Type of Activity	Total Assaults by Weapon	Firearm	Knife or Other Cutting Instrum.	Other Dangerous Weapon	Hands Fists Feet etc.	Two Man Vehicle	One-Man Vehicle		Detective or Special Assign		Other		Police Assaults Cleared
							Alone	Assisted	Alone	Assisted	Alone	Assisted	
All other	3	0	0	2	1	0	0	1	0	0	0	2	2
TOTAL	67	1	3	10	53	2	13	49	0	0	0	3	62
Number with personal injury	17	0	0	1	16	0	0	0	0	0	0	0	0
Number without personal injury	50	1	3	9	37	0	0	0	0	0	0	0	0

Time of assaults	12:01 - 2:00	2:01 - 4:00	4:01 - 6:00	6:01 - 8:00	8:01 - 10:00	10:01 - 12:00
Time of Assault AM	11	1	1	3	3	4
PM	7	4	4	5	10	14



Arrestee Summary Report

Beginning Date: 07/01/2021

Ending Date: 07/31/2021

Arrests by Age/Sex/Race

Agency: ALASKA STATE TROOPERS; ANCHORAGE POLICE DEPARTMENT; BETHEL POLICE DEPARTMENT; BRISTOL BAY POLICE DEPARTMENT; CORDOVA POLICE DEPARTMENT; CRAIG POLICE DEPARTMENT; DILLINGHAM POLICE DEPARTMENT; FAIRBANKS AIRPORT POLICE; FAIRBANKS POLICE DEPARTMENT; HAINES POLICE DEPARTMENT; HOMER POLICE DEPARTMENT; JUNEAU POLICE DEPARTMENT; KENAI POLICE DEPARTMENT; KETCHIKAN POLICE DEPARTMENT; KODIAK POLICE DEPARTMENT; KOTZEBUE POLICE DEPARTMENT; NOME POLICE DEPARTMENT; NORTH POLE POLICE DEPARTMENT; NORTH SLOPE BUROUGH POLICE DEPARTMENT; PALMER POLICE DEPARTMENT; PETERSBURG POLICE DEPARTMENT; SEWARD POLICE DEPARTMENT; SITKA POLICE DEPARTMENT; SKAGWAY POLICE DEPARTMENT; SOLDOTNA POLICE DEPARTMENT; UNALASKA POLICE DEPARTMENT; UNIVERSITY OF ALASKA ANCHORAGE; UNIVERSITY OF ALASKA FAIRBANKS; VALDEZ POLICE DEPARTMENT; WASILLA POLICE DEPARTMENT; WRANGELL POLICE DEPARTMENT

Offense: All

Classification of Offenses	Sex	Under 10	10-12	13-14	15	16	17	18	19	20	21	22	23	24	25-29	30-34	35-39	40-44	45-49	50-54	55-59	60-64	65 and Over	Total	White	Black	American Indian / Alaskan Native	Asian	Native Hawaiian / Other Pacific Islander	
Murder and Nonnegligent Manslaughter	Male	0	0	0	0	0	0	0	0	0	0	0	0	0	1	0	0	0	0	0	0	0	0	1	1	0	0	0	0	
	Female	0	0	0	0	0	0	0	0	0	0	0	0	0	0	0	0	0	0	0	0	0	0	0	0					
Manslaughter by Negligence	Male	0	0	0	0	0	0	0	0	0	0	0	0	0	0	1	0	0	0	0	0	0	0	0	1	1	0	0	0	0
	Female	0	0	0	0	0	0	0	0	0	0	0	0	0	0	0	0	0	0	0	0	0	0	0	0					
Rape	Male	0	1	3	0	2	0	1	0	1	0	0	1	0	0	3	1	2	1	0	1	0	0	17	5	0	11	2	0	
	Female	0	0	0	0	0	0	0	0	0	1	0	0	0	0	0	0	0	0	0	0	0	0	1						
Robbery	Male	0	0	0	0	0	0	1	0	1	0	0	0	0	4	2	2	0	0	0	0	0	0	10	5	2	8	0	0	
	Female	0	0	1	0	0	0	0	0	0	0	0	0	0	0	0	3	1	0	0	0	0	0	5						
Aggravated Assault (Return A - 4a-d)	Male	0	0	0	1	1	2	3	2	0	1	4	2	6	20	25	26	14	15	12	4	4	3	145	68	17	92	4	3	
	Female	0	0	0	0	0	1	0	1	2	3	0	0	0	6	10	7	3	3	1	2	0	0	39						
Burglary - Breaking or Entering	Male	0	0	20	1	0	0	3	3	0	3	1	0	2	9	7	5	3	0	3	1	0	0	61	44	5	24	1	0	
	Female	0	0	1	0	0	0	0	0	0	0	0	0	0	3	3	4	1	0	0	1	0	0	13						
Larceny-Theft (Except Motor Vehicle Theft)	Male	0	0	6	1	1	0	1	2	3	0	0	3	0	9	19	13	9	6	4	2	0	0	79	72	7	26	7	0	
	Female	0	1	1	0	0	0	1	0	0	0	0	2	3	11	10	5	1	1	0	0	0	0	36						
Motor Vehicle Theft	Male	0	0	0	0	0	0	0	0	1	2	0	0	0	1	6	5	0	0	0	0	0	0	15	12	2	7	1	0	
	Female	0	0	0	0	0	0	0	0	1	0	1	0	0	1	2	2	0	0	0	0	0	0	7						
Other Assaults (Return A - 4e)	Male	1	2	3	0	0	1	2	3	6	7	2	3	7	26	41	37	22	7	17	9	11	7	214	127	22	154	13	1	
	Female	0	0	2	0	5	2	2	2	2	2	1	4	4	17	25	10	7	5	6	4	2	2	104						
Arson	Male	0	0	1	0	0	0	0	0	0	0	0	0	0	0	0	2	0	0	0	0	0	0	3	3	1	1	0	0	
	Female	0	0	0	0	0	0	0	0	0	0	0	0	0	0	0	1	0	0	1	0	0	0	2						
Forgery and Counterfeiting	Male	0	0	0	0	0	0	0	0	0	0	0	0	0	0	0	0	0	1	1	0	0	0	2	1	2	0	0	0	
	Female	0	0	0	0	0	0	0	0	0	0	0	0	0	0	0	0	1	0	0	0	0	0	1						
Fraud	Male	0	0	0	0	0	0	0	0	0	0	0	0	0	0	1	0	1	0	0	1	0	0	3	2	1	4	1	0	
	Female	0	0	0	0	0	0	0	0	0	0	0	0	0	0	2	2	0	1	0	0	0	0	5						
Embezzlement	Male	0	0	0	0	0	0	0	0	0	0	0	0	0	0	0	0	0	0	0	0	0	0	0	0	0	0	0	0	
	Female	0	0	0	0	0	0	0	0	0	0	0	0	0	0	0	0	0	0	0	0	0	0	0	0					
Stolen Property; Buying, Receiving, Possessing	Male	0	0	0	0	0	0	0	0	0	0	0	0	0	1	1	0	0	0	0	0	0	0	2	0	1	1	0	0	
	Female	0	0	0	0	0	0	0	0	0	0	0	0	0	0	0	0	0	0	0	0	0	0	0	0					
Vandalism	Male	0	4	4	2	1	2	6	4	1	3	1	2	1	10	10	10	6	3	2	1	0	1	74	41	10	53	6	0	
	Female	0	2	2	0	1	1	2	0	0	1	0	0	1	4	2	8	7	2	1	2	0	0	36						
Weapons; Carrying, Possessing, etc.	Male	0	0	0	0	0	1	2	1	1	0	1	0	0	4	1	6	4	1	0	3	0	0	25	25	4	6	0	0	
	Female	0	0	0	0	0	0	0	0	0	0	0	1	1	1	2	0	4	0	1	0	0	0	10						
Prostitution and Commercialized Vice	Male	0	0	0	0	0	0	0	0	0	0	0	0	0	0	0	0	0	0	0	0	0	0	0	0	0	0	0	0	
	Female	0	0	0	0	0	0	0	0	0	0	0	0	0	0	0	0	0	0	0	0	0	0	0	0					



Arrestee Summary Report

Beginning Date: 07/01/2021

Ending Date: 07/31/2021

Classification of Offenses	Sex	Under 10	10-12	13-14	15	16	17	18	19	20	21	22	23	24	25-29	30-34	35-39	40-44	45-49	50-54	55-59	60-64	65 and Over	Total	White	Black	American Indian / Alaskan Native	Asian	Native Hawaiian / Other Pacific Islander
Prostitution	Male	0	0	0	0	0	0	0	0	0	0	0	0	0	0	0	0	0	0	0	0	0	0	0	0	0	0	0	
	Female	0	0	0	0	0	0	0	0	0	0	0	0	0	0	0	0	0	0	0	0	0	0	0	0	0	0	0	0
Assisting or Promoting Prostitution	Male	0	0	0	0	0	0	0	0	0	0	0	0	0	0	0	0	0	0	0	0	0	0	0	0	0	0	0	
	Female	0	0	0	0	0	0	0	0	0	0	0	0	0	0	0	0	0	0	0	0	0	0	0	0	0	0	0	0
Purchasing Prostitution	Male	0	0	0	0	0	0	0	0	0	0	0	0	0	0	0	0	0	0	0	0	0	0	0	0	0	0	0	
	Female	0	0	0	0	0	0	0	0	0	0	0	0	0	0	0	0	0	0	0	0	0	0	0	0	0	0	0	
Sex Offenses (Except Rape and Prostitution)	Male	0	0	0	1	0	0	0	0	1	0	1	0	1	1	0	4	0	4	2	2	1	1	19	6	1	11	1	0
	Female	0	0	0	0	0	0	0	0	0	0	0	0	0	0	0	0	0	0	0	0	0	0	0	0	0	0	0	
Drug Abuse Violations - Grand Total	Male	0	0	0	0	0	0	0	0	0	1	1	3	5	15	9	5	5	4	3	1	1	53	43	4	28	5	0	
	Female	0	0	0	1	0	1	1	2	0	1	1	0	1	4	4	5	3	1	0	1	1	0	27					
(1) Sale/Manufacturing - Subtotal	Male	0	0	0	0	0	0	0	0	0	0	0	0	0	0	2	1	0	0	2	0	0	0	5	3	1	6	0	
	Female	0	0	0	0	0	1	0	0	0	0	0	0	0	2	1	1	0	0	0	0	0	0	5					
18a - Opium/Cocaine	Male	0	0	0	0	0	0	0	0	0	0	0	0	0	0	1	0	0	0	0	0	0	0	1	1	0	4	0	
	Female	0	0	0	0	0	0	0	0	0	0	0	0	0	2	1	1	0	0	0	0	0	0	4					
18b - Marijuana	Male	0	0	0	0	0	0	0	0	0	0	0	0	0	0	0	0	0	0	0	0	0	0	0	0	0	0	0	
	Female	0	0	0	0	0	0	0	0	0	0	0	0	0	0	0	0	0	0	0	0	0	0	0	0	0	0	0	
18c - Synthetic Narcotics - Manufactured Narcotics Which Can Cause True Drug Addiction (Demerol, Methadones)	Male	0	0	0	0	0	0	0	0	0	0	0	0	0	0	0	0	0	0	0	0	0	0	0	0	0	0	0	
	Female	0	0	0	0	0	0	0	0	0	0	0	0	0	0	0	0	0	0	0	0	0	0	0	0	0	0	0	
18d - Other - Dangerous Nonnarcotic Drugs (Barbiturates, Benzadrine)	Male	0	0	0	0	0	0	0	0	0	0	0	0	0	0	1	1	0	0	2	0	0	0	4	2	1	2	0	
	Female	0	0	0	0	0	1	0	0	0	0	0	0	0	0	0	0	0	0	0	0	0	0	1					
(2) Possession - Subtotal	Male	0	0	0	0	0	0	0	0	0	0	1	1	3	5	13	8	5	5	2	3	1	1	48	40	3	22	5	0
	Female	0	0	0	1	0	0	1	2	0	1	1	0	1	2	3	4	3	1	0	1	1	0	22					
18e - Opium or Cocaine and Their Derivatives (Morphine, Heroin, Codeine)	Male	0	0	0	0	0	0	0	0	0	0	0	0	0	1	7	4	1	0	0	0	1	1	15	15	0	7	1	0
	Female	0	0	0	0	0	0	0	1	0	0	1	0	1	1	1	2	0	0	0	0	1	0	8					
18f - Marijuana	Male	0	0	0	0	0	0	0	0	0	0	0	1	0	0	0	0	1	1	1	1	0	0	5	2	0	5	0	
	Female	0	0	0	1	0	0	1	0	0	0	0	0	0	0	0	0	0	0	0	0	0	0	2					
18g - Synthetic Narcotics - Manufactured Narcotics Which Can Cause True Drug Addiction (Demerol, Methadones)	Male	0	0	0	0	0	0	0	0	0	0	0	0	0	0	1	0	0	0	0	0	0	0	1	2	0	1	0	
	Female	0	0	0	0	0	0	0	0	0	0	0	0	0	1	0	1	0	0	0	0	0	0	2					
18h - Other - Dangerous Nonnarcotic Drugs	Male	0	0	0	0	0	0	0	0	0	0	1	0	3	4	5	4	3	4	1	2	0	0	27	21	3	9	4	0
	Female	0	0	0	0	0	0	1	0	0	1	0	0	0	0	2	1	3	1	0	1	0	0	10					
Gambling - Total	Male	0	0	0	0	0	0	0	0	0	0	0	0	0	0	0	0	0	0	0	0	0	0	0	0	0	0	0	



Arrestee Summary Report

Beginning Date: 07/01/2021

Ending Date: 07/31/2021

Classification of Offenses	Sex	Under 10	10-12	13-14	15	16	17	18	19	20	21	22	23	24	25-29	30-34	35-39	40-44	45-49	50-54	55-59	60-64	65 and Over	Total	White	Black	American Indian / Alaskan Native	Asian	Native Hawaiian / Other Pacific Islander
Gambling - Total	Female	0	0	0	0	0	0	0	0	0	0	0	0	0	0	0	0	0	0	0	0	0	0	0					
Bookmaking (Horse and Sport Book)	Male	0	0	0	0	0	0	0	0	0	0	0	0	0	0	0	0	0	0	0	0	0	0	0	0	0	0	0	0
	Female	0	0	0	0	0	0	0	0	0	0	0	0	0	0	0	0	0	0	0	0	0	0	0	0				
Numbers and Lottery	Male	0	0	0	0	0	0	0	0	0	0	0	0	0	0	0	0	0	0	0	0	0	0	0	0	0	0	0	0
	Female	0	0	0	0	0	0	0	0	0	0	0	0	0	0	0	0	0	0	0	0	0	0	0	0				
All Other Gambling	Male	0	0	0	0	0	0	0	0	0	0	0	0	0	0	0	0	0	0	0	0	0	0	0	0	0	0	0	0
	Female	0	0	0	0	0	0	0	0	0	0	0	0	0	0	0	0	0	0	0	0	0	0	0	0				
Offenses Against The Family and Children	Male	0	0	0	0	0	0	0	0	0	0	0	0	0	0	1	0	0	0	0	0	0	0	0	1	5	1	6	0
	Female	0	0	0	0	0	0	0	0	0	0	0	0	0	0	2	5	1	1	1	0	1	0	0	11				
Driving Under The Influence	Male	0	0	0	0	0	3	2	5	7	4	5	13	7	37	36	32	23	15	7	10	18	9	233	200	19	96	19	2
	Female	0	0	0	0	0	1	1	1	1	4	5	1	7	18	18	16	8	8	4	5	5	2	105					
Liquor Laws	Male	0	0	0	0	0	1	0	3	1	0	0	0	0	1	0	2	1	0	1	1	5	0	16	5	0	13	0	
	Female	0	0	0	0	0	0	0	0	0	0	0	1	0	0	0	0	0	1	1	0	0	0	3					
Drunkenness	Male	0	0	0	0	0	0	0	0	0	0	0	0	0	0	1	0	0	0	0	0	0	0	1	0	0	2	0	
	Female	0	0	0	0	0	0	0	0	0	0	0	0	0	0	0	0	1	0	0	0	0	0	1					
Disorderly Conduct	Male	0	0	0	0	0	0	1	2	1	0	0	1	1	3	8	6	7	3	0	2	2	0	37	21	2	31	2	
	Female	0	0	0	0	0	0	1	1	0	1	0	0	0	6	5	0	3	2	0	2	1	0	22					
Vagrancy	Male	0	0	0	0	0	0	0	0	0	0	0	0	0	0	0	0	0	0	0	0	0	0	0	0	0	0	0	0
	Female	0	0	0	0	0	0	0	0	0	0	0	0	0	0	0	0	0	0	0	0	0	0	0	0				
All Other Offenses (Except Traffic)	Male	0	0	1	0	3	3	7	15	7	12	14	10	14	74	118	103	83	44	47	56	51	59	721	604	33	248	49	
	Female	0	0	0	0	3	0	1	1	6	6	0	7	5	22	38	41	34	16	19	21	10	9	239					
Suspicion	Male	0	0	0	0	0	0	0	0	0	0	0	0	0	0	0	0	0	0	0	0	0	0	0	0	0	0	0	0
	Female	0	0	0	0	0	0	0	0	0	0	0	0	0	0	0	0	0	0	0	0	0	0	0					
Curfew and Loitering Law Violations	Male	0	0	0	0	0	0																	0	0	0	0	0	0
	Female	0	0	0	0	0	0																	0					
Runaway	Male	0	0	0	0	0	0																	0	0	0	0	0	0
	Female	0	0	0	0	0	0																	0					
Human Trafficking/Commercial Sex Acts	Male	0	0	0	0	0	0	0	0	0	0	0	0	0	0	1	0	0	0	0	0	0	0	1	0	0	1	0	
	Female	0	0	0	0	0	0	0	0	0	0	0	0	0	0	0	0	0	0	0	0	0	0	0					
Human Trafficking/Involuntary Servitude	Male	0	0	0	0	0	0	0	0	0	0	0	0	0	0	0	0	0	0	0	0	0	0	0	0	0	0	0	0
	Female	0	0	0	0	0	0	0	0	0	0	0	0	0	0	0	0	0	0	0	0	0	0	0					
SUB TOTAL	Male	1	7	38	6	8	13	29	40	31	32	30	36	42	206	297	263	180	105	100	96	93	81	1,734					
	Female	0	3	7	1	9	6	9	8	12	19	8	16	22	95	126	105	75	41	34	39	19	13	667					
TOTAL		1	10	45	7	17	19	38	48	43	51	38	52	64	301	423	368	255	146	134	135	112	94	2,401	1,291	134	823	111	14



SRS Summary Report

Beginning Date: 07/01/2021

Ending Date: 07/31/2021

Return of Arson Offenses

Agency: ALASKA STATE TROOPERS; ANCHORAGE POLICE DEPARTMENT; BETHEL POLICE DEPARTMENT; BRISTOL BAY POLICE DEPARTMENT; CORDOVA POLICE DEPARTMENT; CRAIG POLICE DEPARTMENT; DILLINGHAM POLICE DEPARTMENT; FAIRBANKS AIRPORT POLICE; FAIRBANKS POLICE DEPARTMENT; HAINES POLICE DEPARTMENT; HOMER POLICE DEPARTMENT; JUNEAU POLICE DEPARTMENT; KENAI POLICE DEPARTMENT; KETCHIKAN POLICE DEPARTMENT; KODIAK POLICE DEPARTMENT; KOTZEBUE POLICE DEPARTMENT; NOME POLICE DEPARTMENT; NORTH POLE POLICE DEPARTMENT; NORTH SLOPE BROUGH POLICE DEPARTMENT; PALMER POLICE DEPARTMENT; PETERSBURG POLICE DEPARTMENT; SEWARD POLICE DEPARTMENT; SITKA POLICE DEPARTMENT; SKAGWAY POLICE DEPARTMENT; SOLDOTNA POLICE DEPARTMENT; UNALASKA POLICE DEPARTMENT; UNIVERSITY OF ALASKA ANCHORAGE; UNIVERSITY OF ALASKA FAIRBANKS; VALDEZ POLICE DEPARTMENT; WASILLA POLICE DEPARTMENT; WRANGELL POLICE DEPARTMENT

Property Classification	Offenses Reported	Unfounded	Actual Offenses	Offenses Cleared	Clearances Involving Under 18	Offenses-Uninhabited Structures	Est. Value of Property Damage
A. Single Occupancy Residential: Houses, Townhouses, Duplexes, etc.	6	0	6	2	1	0	600,005
B. Other Residential: Apartments, Tenements, Flats, Hotels, Motels, Inns, Dormitories, Boarding Houses, etc.	4	0	4	4	0	0	2,301,922
C. Storage: Barns, Garages, Warehouses, etc.	0	0	0	0	0	0	0
D. Industrial/Manufacturing	0	0	0	0	0	0	0
E. Other Commercial: Stores, Restaurants, Offices, etc.	3	0	3	2	0	2	39,452
F. Community/Public: Churches, Jails, Schools, Colleges, Hospitals, etc.	2	0	2	0	0	1	15,393
G. All Other Structure: Out Buildings, Monuments, Buildings Under Construction, etc.	2	0	2	1	0	0	20,500
TOTAL STRUCTURE	17	0	17	9	1	3	2,977,272
H. Motor Vehicles: Automobiles, Trucks, Buses, Motorcycles, etc.: UCR Definition	5	1	4	1	0	0	50,001
I. Other Mobile Property: Trailers, Recreational Vehicles, Airplanes, Boats, etc.	1	0	1	0	0	0	1



SRS Summary Report

Beginning Date: 07/01/2021

Ending Date: 07/31/2021

Property Classification	Offenses Reported	Unfounded	Actual Offenses	Offenses Cleared	Clearances Involving Under 18	Offenses-Uninhabited Structures	Est. Value of Property Damage
TOTAL MOBILE	6	1	5	1	0	0	50,002
J. TOTAL OTHER Crops, Timber, Fences, Signs, etc.	1	0	1	1	0	0	0
GRAND TOTAL	25	1	24	12	1	3	3,027,274



SRS Summary Report

Beginning Date: 08/01/2021

Ending Date: 08/31/2021

Return A

Agency: ALASKA STATE TROOPERS; ANCHORAGE POLICE DEPARTMENT; BETHEL POLICE DEPARTMENT; BRISTOL BAY POLICE DEPARTMENT; CORDOVA POLICE DEPARTMENT; CRAIG POLICE DEPARTMENT; DILLINGHAM POLICE DEPARTMENT; FAIRBANKS AIRPORT POLICE; FAIRBANKS POLICE DEPARTMENT; HAINES POLICE DEPARTMENT; HOMER POLICE DEPARTMENT; JUNEAU POLICE DEPARTMENT; KENAI POLICE DEPARTMENT; KETCHIKAN POLICE DEPARTMENT; KODIAK POLICE DEPARTMENT; KOTZEBUE POLICE DEPARTMENT; NOME POLICE DEPARTMENT; NORTH POLE POLICE DEPARTMENT; NORTH SLOPE BUREAU POLICE DEPARTMENT; PALMER POLICE DEPARTMENT; PETERSBURG POLICE DEPARTMENT; SEWARD POLICE DEPARTMENT; SITKA POLICE DEPARTMENT; SKAGWAY POLICE DEPARTMENT; SOLDOTNA POLICE DEPARTMENT; UNALASKA POLICE DEPARTMENT; UNIVERSITY OF ALASKA ANCHORAGE; UNIVERSITY OF ALASKA FAIRBANKS; VALDEZ POLICE DEPARTMENT; WASILLA POLICE DEPARTMENT; WRANGELL POLICE DEPARTMENT

Classification of Offenses	Offenses Reported	Unfounded	Actual Offenses	Tot. Offenses Cleared	Clearances Involving Persons Under 18 Yr. of Age
Murder/NonNegligent Homicide(Total)	1	0	1	1	0
Manslaughter by Negligence(Total)	1	0	1	0	0
Rape(Total)	87	1	86	15	3
Rape	84	1	83	14	3
Attempted Rape	3	0	3	1	0
Robbery(Total)	55	1	54	23	0
Robbery - Firearm	11	0	11	2	0
Robbery - Knife or Cutting Instrument	8	1	7	4	0
Robbery - Other Dangerous Weapon	10	0	10	6	0
Robbery - StrongArm(Hands,Fists,Feet,etc)	26	0	26	11	0
Assault(Total)	1087	2	1085	675	53
Assault - Firearm	79	0	79	57	12
Assault - Knife or Cutting Instrument	58	0	58	36	3
Assault - Other Dangerous Weapon	107	0	107	70	3
Assault - StrongArm(Hands,Fists,Feet,etc)	72	0	72	44	6
Assault - Other(Simple, Not Aggravated)	771	2	769	468	29
Burglary(Total)	210	0	210	58	13
Burglary - Forcible Entry	114	0	114	23	6
Burglary - Unlawful Entry(No Force)	81	0	81	33	7
Burglary - Attempted Forcible Entry	15	0	15	2	0
Larceny(Total) - Theft(Excluding Motor Vehicles)	908	3	905	148	12
Motor Vehicle Theft(Total)	156	4	152	29	3
Motor Vehicle Theft - Autos	85	2	83	23	3
Motor Vehicle Theft - Trucks and Buses	37	2	35	5	0
Motor Vehicle Theft - Other Vehicles	34	0	34	1	0
Grand Total	2505	11	2494	949	84



SRS Summary Report

Beginning Date: 08/01/2021

Ending Date: 08/31/2021

Supplement Return A

Agency: ALASKA STATE TROOPERS; ANCHORAGE POLICE DEPARTMENT; BETHEL POLICE DEPARTMENT; BRISTOL BAY POLICE DEPARTMENT; CORDOVA POLICE DEPARTMENT; CRAIG POLICE DEPARTMENT; DILLINGHAM POLICE DEPARTMENT; FAIRBANKS AIRPORT POLICE; FAIRBANKS POLICE DEPARTMENT; HAINES POLICE DEPARTMENT; HOMER POLICE DEPARTMENT; JUNEAU POLICE DEPARTMENT; KENAI POLICE DEPARTMENT; KETCHIKAN POLICE DEPARTMENT; KODIAK POLICE DEPARTMENT; KOTZEBUE POLICE DEPARTMENT; NOME POLICE DEPARTMENT; NORTH POLE POLICE DEPARTMENT; NORTH SLOPE BUREAU POLICE DEPARTMENT; PALMER POLICE DEPARTMENT; PETERSBURG POLICE DEPARTMENT; SEWARD POLICE DEPARTMENT; SITKA POLICE DEPARTMENT; SKAGWAY POLICE DEPARTMENT; SOLDOTNA POLICE DEPARTMENT; UNALASKA POLICE DEPARTMENT; UNIVERSITY OF ALASKA ANCHORAGE; UNIVERSITY OF ALASKA FAIRBANKS; VALDEZ POLICE DEPARTMENT; WASILLA POLICE DEPARTMENT; WRANGELL POLICE DEPARTMENT

Classification of Offenses	Actual Offenses	Value of Property
MURDER AND NONNEGLIGENT MANSLAUGHTER	1	0
RAPE	86	450
ROBBERY - HIGHWAY (streets, alleys, etc.)	20	13,834
COMMERCIAL HOUSE (except c, d, and f)	14	1,343
GAS OR SERVICE STATION	2	0
CONVENIENCE STORE	0	0
RESIDENCE	6	415
BANK	0	0
MISCELLANEOUS	12	1,626
TOTAL ROBBERY	54	17,218
BURGLARY - BREAKING OR ENTERING - RESIDENCE (dwelling) NIGHT (6 p.m. - 6 a.m.)	49	54,918
DAY (6 a.m. - 6 p.m.)	33	31,851
UNKNOWN	36	130,552
NON-RESIDENCE (store, office, etc.) NIGHT (6 p.m. - 6 a.m.)	40	22,663
DAY (6 a.m. - 6 p.m.)	34	42,140
UNKNOWN	18	10,741
TOTAL BURGLARY	210	292,865
LARCENY - THEFT (Except Motor Vehicle Theft) - \$200 AND OVER	493	1,176,017
\$50 TO \$199	160	17,205
UNDER \$50	252	2,719
TOTAL LARCENY (Same as Item 6x)	905	1,195,941
MOTOR VEHICLE THEFT (Include Alleged Joy Ride)	152	992,540
GRAND TOTAL - ALL ITEMS		2,499,014

Type of Property	Stolen	Recovered
Currency, Notes, Etc.	137,207	8,407
Jewelry and Precious Metals	109,328	2,210
Clothing and Furs	52,471	4,581
Locally Stolen Motor Vehicles	990,865	871,001
Office Equipment	99,199	10,234
Televisions, Radios, Stereos, Etc.	18,796	730
Firearms	42,819	3,879
Household Goods	23,317	4,752
Consumable Goods	21,152	3,819
Livestock	0	0
Miscellaneous	1,003,859	304,645
TOTAL	2,499,013	1,214,258

Grand Totals for 'Property Stolen by Type and Value' and 'Property Stolen by Classification' may not match due to NIBRS conversion specification set by the FBI.



SRS Summary Report

Beginning Date: 08/01/2021

Ending Date: 08/31/2021

Classification of Offenses	Actual Offenses	Value of Property
ADDITIONAL ANALYSIS OF LARCENY AND MOTOR VEHICLE THEFT - 6x. NATURE OF LARCENIES UNDER ITEM 6 (POCKET-PICKING)	1	1,100
PURSE-SNATCHING	3	9,450
SHOPLIFTING	176	39,263
FROM MOTOR VEHICLES (except e)	194	307,600
MOTOR VEHICLE PARTS AND ACCESSORIES	75	118,528
BICYCLES	77	68,717
FROM BUILDING (except c and h)	125	117,118
FROM ANY COIN-OPERATED MACHINES (parking meters,etc.)	0	0
ALL OTHER	254	534,165
TOTAL LARCENIES (Same as Item 6)	905	1,195,941
MOTOR VEHICLES RECOVERED (STOLEN LOCALLY AND RECOVERED LOCALLY)	62	
STOLEN LOCALLY AND RECOVERED BY OTHER JURISDICTIONS	2	
TOTAL LOCALLY STOLEN MOTOR VEHICLES RECOVERED	108	
STOLEN IN OTHER JURISDICTIONS AND RECOVERED LOCALLY	3	

Grand Totals for 'Property Stolen by Type and Value' and 'Property Stolen by Classification' may not match due to NIBRS conversion specification set by the FBI.



SRS Summary Report

Beginning Date: 08/01/2021

Ending Date: 08/31/2021

Law Enforcement Officers Killed or Assaulted

Agency: ALASKA STATE TROOPERS; ANCHORAGE POLICE DEPARTMENT; BETHEL POLICE DEPARTMENT; BRISTOL BAY POLICE DEPARTMENT; CORDOVA POLICE DEPARTMENT; CRAIG POLICE DEPARTMENT; DILLINGHAM POLICE DEPARTMENT; FAIRBANKS AIRPORT POLICE; FAIRBANKS POLICE DEPARTMENT; HAINES POLICE DEPARTMENT; HOMER POLICE DEPARTMENT; JUNEAU POLICE DEPARTMENT; KENAI POLICE DEPARTMENT; KETCHIKAN POLICE DEPARTMENT; KODIAK POLICE DEPARTMENT; KOTZEBUE POLICE DEPARTMENT; NOME POLICE DEPARTMENT; NORTH POLE POLICE DEPARTMENT; NORTH SLOPE BOROUGHS POLICE DEPARTMENT; PALMER POLICE DEPARTMENT; PETERSBURG POLICE DEPARTMENT; SEWARD POLICE DEPARTMENT; SITKA POLICE DEPARTMENT; SKAGWAY POLICE DEPARTMENT; SOLDOTNA POLICE DEPARTMENT; UNALASKA POLICE DEPARTMENT; UNIVERSITY OF ALASKA ANCHORAGE; UNIVERSITY OF ALASKA FAIRBANKS; VALDEZ POLICE DEPARTMENT; WASILLA POLICE DEPARTMENT; WRANGELL POLICE DEPARTMENT

Police Officers Killed Feloniously	Police Officers Killed Accidentally
0	0

Type of Activity	Total Assaults by Weapon	Firearm	Knife or Other Cutting Instrum.	Other Dangerous Weapon	Hands Fists Feet etc.	Two Man Vehicle	One-Man Vehicle		Detective or Special Assign		Other		Police Assaults Cleared
							Alone	Assisted	Alone	Assisted	Alone	Assisted	
Responding to disturbance call (family quarrels, person with firearm, etc.)	18	2	0	2	14	0	2	16	0	0	0	0	14
Burglaries in progress or pursuing burglary suspects	2	0	0	0	2	0	0	2	0	0	0	0	2
Robberies in progress or pursuing robbery suspects	0	0	0	0	0	0	0	0	0	0	0	0	0
Attempting other arrests	10	1	0	2	7	1	3	5	0	0	0	1	10
Civil disorder (riot, mass disobedience, etc.)	0	0	0	0	0	0	0	0	0	0	0	0	0
Handling, transporting, custody of prisoners	6	0	0	0	6	0	2	4	0	0	0	0	6
Investigating suspicious persons or circumstances	3	0	0	0	3	0	1	2	0	0	0	0	3
Ambush - no warning	0	0	0	0	0	0	0	0	0	0	0	0	0
Handling persons with mental illness	4	0	0	0	4	0	0	4	0	0	0	0	4
Traffic pursuits and stops	7	0	0	2	5	0	1	6	0	0	0	0	6



SRS Summary Report

Beginning Date: 08/01/2021

Ending Date: 08/31/2021

Type of Activity	Total Assaults by Weapon	Firearm	Knife or Other Cutting Instrum.	Other Dangerous Weapon	Hands Fists Feet etc.	Two Man Vehicle	One-Man Vehicle		Detective or Special Assign		Other		Police Assaults Cleared
							Alone	Assisted	Alone	Assisted	Alone	Assisted	
All other	4	1	0	0	3	2	1	0	0	0	1	0	4
TOTAL	54	4	0	6	44	3	10	39	0	0	1	1	49
Number with personal injury	21	1	0	3	17	0	0	0	0	0	0	0	0
Number without personal injury	33	3	0	3	27	0	0	0	0	0	0	0	0

Time of assaults	12:01 - 2:00	2:01 - 4:00	4:01 - 6:00	6:01 - 8:00	8:01 - 10:00	10:01 - 12:00
Time of Assault AM	6	5	1	0	5	4
PM	7	5	10	6	2	3



Arrestee Summary Report

Beginning Date: 08/01/2021

Ending Date: 08/31/2021

Arrests by Age/Sex/Race

Agency: ALASKA STATE TROOPERS; ANCHORAGE POLICE DEPARTMENT; BETHEL POLICE DEPARTMENT; BRISTOL BAY POLICE DEPARTMENT; CORDOVA POLICE DEPARTMENT; CRAIG POLICE DEPARTMENT; DILLINGHAM POLICE DEPARTMENT; FAIRBANKS AIRPORT POLICE; FAIRBANKS POLICE DEPARTMENT; HAINES POLICE DEPARTMENT; HOMER POLICE DEPARTMENT; JUNEAU POLICE DEPARTMENT; KENAI POLICE DEPARTMENT; KETCHIKAN POLICE DEPARTMENT; KODIAK POLICE DEPARTMENT; KOTZEBUE POLICE DEPARTMENT; NOME POLICE DEPARTMENT; NORTH POLE POLICE DEPARTMENT; NORTH SLOPE BUROUGH POLICE DEPARTMENT; PALMER POLICE DEPARTMENT; PETERSBURG POLICE DEPARTMENT; SEWARD POLICE DEPARTMENT; SITKA POLICE DEPARTMENT; SKAGWAY POLICE DEPARTMENT; SOLDOTNA POLICE DEPARTMENT; UNALASKA POLICE DEPARTMENT; UNIVERSITY OF ALASKA ANCHORAGE; UNIVERSITY OF ALASKA FAIRBANKS; VALDEZ POLICE DEPARTMENT; WASILLA POLICE DEPARTMENT; WRANGELL POLICE DEPARTMENT

Offense: All

Classification of Offenses	Sex	Under 10	10-12	13-14	15	16	17	18	19	20	21	22	23	24	25-29	30-34	35-39	40-44	45-49	50-54	55-59	60-64	65 and Over	Total	White	Black	American Indian / Alaskan Native	Asian	Native Hawaiian / Other Pacific Islander
Murder and Nonnegligent Manslaughter	Male	0	0	0	0	0	0	0	0	0	0	0	0	0	1	0	1	0	0	0	0	0	0	2	0	1	1	0	0
	Female	0	0	0	0	0	0	0	0	0	0	0	0	0	0	0	0	0	0	0	0	0	0	0	0	0	0	0	0
Manslaughter by Negligence	Male	0	0	0	0	0	0	0	0	0	0	0	0	0	0	0	0	0	0	0	0	0	0	0	0	0	0	0	0
	Female	0	0	0	0	0	0	0	0	0	0	0	0	0	0	0	0	0	0	0	0	0	0	0	0	0	0	0	0
Rape	Male	0	0	0	0	0	1	0	0	0	0	0	1	0	2	1	1	0	1	0	0	0	0	7	4	1	1	1	0
	Female	0	0	0	0	0	0	0	0	0	0	0	0	0	0	0	0	0	0	0	0	0	0	0	0	0	0	0	
Robbery	Male	0	0	0	0	0	0	0	0	0	0	0	0	2	1	4	3	3	1	1	1	1	1	17	12	5	5	1	0
	Female	0	0	0	0	0	0	0	0	0	0	0	0	0	1	2	2	0	1	0	0	0	0	6	0	0	0	0	0
Aggravated Assault (Return A - 4a-d)	Male	0	0	2	2	5	0	2	2	3	7	2	3	5	20	16	21	10	2	1	5	2	1	111	56	19	59	5	1
	Female	0	0	2	1	2	1	0	1	0	0	2	0	0	3	0	6	5	1	3	2	0	1	30	0	0	0	0	0
Burglary - Breaking or Entering	Male	0	0	4	0	1	1	0	1	1	0	0	1	0	6	7	7	3	2	3	0	0	0	37	25	3	24	4	0
	Female	0	2	4	1	1	1	0	0	0	0	1	0	0	3	3	2	2	1	0	0	0	0	21	0	0	0	0	0
Larceny-Theft (Except Motor Vehicle Theft)	Male	0	4	1	1	1	0	3	1	1	1	0	3	3	7	10	13	12	7	3	4	1	0	76	61	11	32	5	0
	Female	0	1	2	4	0	0	1	0	0	0	0	0	1	3	5	9	2	1	3	3	0	0	35	0	0	0	0	0
Motor Vehicle Theft	Male	0	0	0	0	1	1	0	1	1	1	1	1	1	1	4	2	0	2	0	2	0	0	19	9	2	13	1	0
	Female	0	0	0	1	0	0	0	1	0	0	2	0	0	0	1	0	0	1	0	0	0	0	6	0	0	0	0	0
Other Assaults (Return A - 4e)	Male	0	5	3	1	1	6	2	3	7	9	5	8	6	34	42	36	20	20	14	9	10	6	247	129	26	185	11	4
	Female	0	0	2	3	1	1	2	5	2	4	1	3	6	15	15	14	10	5	7	7	4	2	109	0	0	0	0	0
Arson	Male	0	0	0	0	0	1	0	0	0	0	0	0	1	0	0	0	0	0	0	0	0	0	2	3	0	1	0	0
	Female	0	0	0	0	0	0	0	0	0	0	0	0	0	0	0	1	1	0	0	0	0	0	2	0	0	0	0	0
Forgery and Counterfeiting	Male	0	0	0	0	0	0	0	0	0	0	0	0	0	3	0	0	0	0	0	0	0	0	3	2	1	0	0	0
	Female	0	0	0	0	0	0	0	0	0	0	0	0	0	0	0	0	0	0	0	0	0	0	0	0	0	0	0	0
Fraud	Male	0	0	0	0	0	0	0	0	0	0	0	1	0	1	2	0	0	0	1	0	0	0	5	4	3	2	0	0
	Female	0	0	0	0	0	0	0	0	0	0	1	0	0	0	0	0	0	0	0	1	0	2	4	0	0	0	0	0
Embezzlement	Male	0	0	0	0	0	0	0	0	1	0	0	0	0	0	1	0	0	0	0	0	0	0	2	2	0	0	0	0
	Female	0	0	0	0	0	0	0	0	0	0	0	0	0	0	0	0	0	0	0	0	0	0	0	0	0	0	0	0
Stolen Property; Buying, Receiving, Possessing	Male	0	0	0	0	0	0	0	0	0	0	0	0	0	0	0	0	1	0	0	0	0	0	1	0	0	1	0	0
	Female	0	0	0	0	0	0	0	0	0	0	0	0	0	0	0	0	0	0	0	0	0	0	0	0	0	0	0	0
Vandalism	Male	0	1	6	1	2	0	0	0	3	0	2	1	2	7	14	11	8	5	1	2	2	1	69	38	4	56	4	0
	Female	0	0	1	0	2	0	0	2	0	1	1	0	4	1	1	11	5	0	3	1	0	2	35	0	0	0	0	0
Weapons; Carrying, Possessing, etc.	Male	0	0	0	1	0	2	0	0	0	1	1	0	0	1	4	1	3	0	1	1	0	0	16	9	2	6	0	0
	Female	0	0	0	0	0	0	0	0	0	0	0	0	0	0	1	0	0	0	0	0	0	0	1	0	0	0	0	0
Prostitution and Commercialized Vice	Male	0	0	0	0	0	0	0	0	0	0	0	0	0	0	0	0	0	0	0	0	0	0	0	0	0	0	0	0
	Female	0	0	0	0	0	0	0	0	0	0	0	0	0	0	0	0	0	0	0	0	0	0	0	0	0	0	0	0



Arrestee Summary Report

Beginning Date: 08/01/2021

Ending Date: 08/31/2021

Classification of Offenses	Sex	Under 10	10-12	13-14	15	16	17	18	19	20	21	22	23	24	25-29	30-34	35-39	40-44	45-49	50-54	55-59	60-64	65 and Over	Total	White	Black	American Indian / Alaskan Native	Asian	Native Hawaiian / Other Pacific Islander
Prostitution	Male	0	0	0	0	0	0	0	0	0	0	0	0	0	0	0	0	0	0	0	0	0	0	0	0	0	0	0	
	Female	0	0	0	0	0	0	0	0	0	0	0	0	0	0	0	0	0	0	0	0	0	0	0	0	0	0	0	0
Assisting or Promoting Prostitution	Male	0	0	0	0	0	0	0	0	0	0	0	0	0	0	0	0	0	0	0	0	0	0	0	0	0	0	0	
	Female	0	0	0	0	0	0	0	0	0	0	0	0	0	0	0	0	0	0	0	0	0	0	0	0	0	0	0	0
Purchasing Prostitution	Male	0	0	0	0	0	0	0	0	0	0	0	0	0	0	0	0	0	0	0	0	0	0	0	0	0	0	0	
	Female	0	0	0	0	0	0	0	0	0	0	0	0	0	0	0	0	0	0	0	0	0	0	0	0	0	0	0	0
Sex Offenses (Except Rape and Prostitution)	Male	0	0	1	0	0	0	0	0	0	0	0	0	0	1	1	3	2	0	2	3	1	2	16	3	2	11	0	0
	Female	0	0	0	0	0	0	0	0	0	0	0	0	0	0	0	0	0	0	0	0	0	0	0	0	0	0	0	0
Drug Abuse Violations - Grand Total	Male	0	0	0	1	1	0	1	0	0	0	1	1	0	9	12	5	7	3	1	5	1	2	50	51	4	14	3	0
	Female	0	0	1	0	1	0	0	1	1	1	0	2	2	3	2	4	1	0	2	1	0	0	22					
(1) Sale/Manufacturing - Subtotal	Male	0	0	0	0	0	0	1	0	0	0	0	0	0	0	2	0	0	0	0	2	0	1	6	6	0	3	1	0
	Female	0	0	0	0	0	0	0	0	0	0	0	2	1	0	1	0	0	0	0	0	0	0	4					
18a - Opium/Cocaine	Male	0	0	0	0	0	0	0	0	0	0	0	0	0	0	2	0	0	0	0	0	0	1	3	5	0	2	0	0
	Female	0	0	0	0	0	0	0	0	0	0	0	2	1	0	1	0	0	0	0	0	0	0	4					
18b - Marijuana	Male	0	0	0	0	0	0	0	0	0	0	0	0	0	0	0	0	0	0	0	0	0	0	0	0	0	0	0	0
	Female	0	0	0	0	0	0	0	0	0	0	0	0	0	0	0	0	0	0	0	0	0	0	0	0	0	0	0	0
18c - Synthetic Narcotics - Manufactured Narcotics Which Can Cause True Drug Addiction (Demerol, Methadones)	Male	0	0	0	0	0	0	0	0	0	0	0	0	0	0	0	0	0	0	0	0	0	0	0	0	0	0	0	0
	Female	0	0	0	0	0	0	0	0	0	0	0	0	0	0	0	0	0	0	0	0	0	0	0	0	0	0	0	0
18d - Other - Dangerous Nonnarcotic Drugs (Barbiturates, Benzadrine)	Male	0	0	0	0	0	0	1	0	0	0	0	0	0	0	0	0	0	0	0	2	0	0	3	1	0	1	1	0
	Female	0	0	0	0	0	0	0	0	0	0	0	0	0	0	0	0	0	0	0	0	0	0	0	0	0	0	0	0
(2) Possession - Subtotal	Male	0	0	0	1	1	0	0	0	0	0	1	1	0	9	10	5	7	3	1	3	1	1	44	45	4	11	2	0
	Female	0	0	1	0	1	0	0	1	1	1	0	0	1	3	1	4	1	0	2	1	0	0	18					
18e - Opium or Cocaine and Their Derivatives (Morphine, Heroin, Codeine)	Male	0	0	0	0	0	0	0	0	0	0	0	1	0	3	5	0	2	1	0	0	0	0	12	17	0	2	1	0
	Female	0	0	0	0	0	0	0	0	1	0	0	0	1	0	0	3	1	0	1	1	0	0	8					
18f - Marijuana	Male	0	0	0	1	1	0	0	0	0	0	0	0	0	0	0	0	1	0	0	0	0	1	4	1	1	3	0	0
	Female	0	0	1	0	0	0	0	0	0	0	0	0	0	0	0	0	0	0	0	0	0	0	1					
18g - Synthetic Narcotics - Manufactured Narcotics Which Can Cause True Drug Addiction (Demerol, Methadones)	Male	0	0	0	0	0	0	0	0	0	0	1	0	0	0	0	0	0	0	0	0	1	0	2	2	0	0	0	0
	Female	0	0	0	0	0	0	0	0	0	0	0	0	0	0	0	0	0	0	0	0	0	0	0	0	0	0	0	0
18h - Other - Dangerous Nonnarcotic Drugs	Male	0	0	0	0	0	0	0	0	0	0	0	0	0	6	5	5	4	2	1	3	0	0	26	25	3	6	1	0
	Female	0	0	0	0	1	0	0	1	0	1	0	0	0	3	1	1	0	0	1	0	0	0	9					
Gambling - Total	Male	0	0	0	0	0	0	0	0	0	0	0	0	0	0	0	0	0	0	0	0	0	0	0	0	0	0	0	0



Arrestee Summary Report

Beginning Date: 08/01/2021

Ending Date: 08/31/2021

Classification of Offenses	Sex	Under 10	10-12	13-14	15	16	17	18	19	20	21	22	23	24	25-29	30-34	35-39	40-44	45-49	50-54	55-59	60-64	65 and Over	Total	White	Black	American Indian / Alaskan Native	Asian	Native Hawaiian / Other Pacific Islander
Gambling - Total	Female	0	0	0	0	0	0	0	0	0	0	0	0	0	0	0	0	0	0	0	0	0	0	0					
Bookmaking (Horse and Sport Book)	Male	0	0	0	0	0	0	0	0	0	0	0	0	0	0	0	0	0	0	0	0	0	0	0	0	0	0	0	0
	Female	0	0	0	0	0	0	0	0	0	0	0	0	0	0	0	0	0	0	0	0	0	0	0	0				
Numbers and Lottery	Male	0	0	0	0	0	0	0	0	0	0	0	0	0	0	0	0	0	0	0	0	0	0	0	0	0	0	0	0
	Female	0	0	0	0	0	0	0	0	0	0	0	0	0	0	0	0	0	0	0	0	0	0	0	0				
All Other Gambling	Male	0	0	0	0	0	0	0	0	0	0	0	0	0	0	0	0	0	0	0	0	0	0	0	0	0	0	0	0
	Female	0	0	0	0	0	0	0	0	0	0	0	0	0	0	0	0	0	0	0	0	0	0	0	0				
Offenses Against The Family and Children	Male	0	0	0	0	0	0	0	0	0	0	0	0	0	0	1	2	2	0	0	0	0	0	0	5	4	0	7	0
	Female	0	0	0	0	0	0	0	1	0	0	0	0	0	0	2	1	1	0	1	0	0	0	0	6				
Driving Under The Influence	Male	0	0	0	0	0	2	3	3	3	5	6	7	6	44	27	18	17	13	11	8	15	11	199	175	17	72	12	0
	Female	0	0	0	1	0	0	0	2	2	3	5	2	2	15	13	11	9	5	5	6	1	1	83					
Liquor Laws	Male	0	0	0	0	0	0	0	1	1	1	2	0	0	2	1	0	1	0	1	0	3	0	13	1	0	20	0	
	Female	0	0	0	0	0	0	0	2	1	0	0	0	0	1	4	0	0	0	0	0	1	0	9					
Drunkenness	Male	0	0	0	0	0	1	0	0	0	0	0	0	0	0	0	0	0	0	0	0	0	0	1	1	0	3	0	
	Female	0	0	0	0	0	0	1	0	0	0	0	1	0	0	1	1	0	0	0	0	0	0	4					
Disorderly Conduct	Male	0	0	0	0	0	0	0	1	1	0	1	0	3	4	8	8	8	1	2	1	1	3	42	20	3	35	1	
	Female	0	0	0	0	0	0	0	0	0	1	0	0	0	4	5	4	3	1	1	1	1	0	21					
Vagrancy	Male	0	0	0	0	0	0	0	0	0	0	0	0	0	0	0	0	0	0	0	0	0	0	0	0	0	0	0	0
	Female	0	0	0	0	0	0	0	0	0	0	0	0	0	0	0	0	0	0	0	0	0	0	0	0				
All Other Offenses (Except Traffic)	Male	0	0	0	0	3	3	9	10	9	10	9	5	8	56	81	86	56	46	55	46	30	34	556	404	33	212	22	
	Female	0	0	0	1	0	0	1	4	7	3	7	7	0	20	31	32	12	6	6	7	4	3	151					
Suspicion	Male	0	0	0	0	0	0	0	0	0	0	0	0	0	0	0	0	0	0	0	0	0	0	0	0	0	0	0	0
	Female	0	0	0	0	0	0	0	0	0	0	0	0	0	0	0	0	0	0	0	0	0	0	0	0				
Curfew and Loitering Law Violations	Male	0	0	0	0	0	0																	0	0	0	0	0	0
	Female	0	0	0	0	0	0																	0					
Runaway	Male	0	0	0	0	0	0																	0	0	0	0	0	0
	Female	0	0	0	0	0	0																	0					
Human Trafficking/Commercial Sex Acts	Male	0	0	0	0	0	0	0	0	0	0	0	0	0	0	0	0	0	0	0	0	0	0	0	0	0	0	0	0
	Female	0	0	0	0	0	0	0	0	0	0	0	0	0	0	0	0	0	0	0	0	0	0	0	0				
Human Trafficking/Involuntary Servitude	Male	0	0	0	0	0	0	0	0	0	0	0	0	0	0	0	0	0	0	0	0	0	0	0	0	0	0	0	0
	Female	0	0	0	0	0	0	0	0	0	0	0	0	0	0	0	0	0	0	0	0	0	0	0	0				
SUB TOTAL	Male	0	10	17	7	15	18	20	23	31	35	30	32	37	200	236	218	153	103	97	87	67	60	1,496					
	Female	0	3	12	12	7	3	5	19	13	14	19	15	15	71	85	98	50	23	30	29	11	11	545					
TOTAL		0	13	29	19	22	21	25	42	44	49	49	47	52	271	321	316	203	126	127	116	78	71	2,041	1,013	137	760	70	10



SRS Summary Report

Beginning Date: 08/01/2021

Ending Date: 08/31/2021

Return of Arson Offenses

Agency: ALASKA STATE TROOPERS; ANCHORAGE POLICE DEPARTMENT; BETHEL POLICE DEPARTMENT; BRISTOL BAY POLICE DEPARTMENT; CORDOVA POLICE DEPARTMENT; CRAIG POLICE DEPARTMENT; DILLINGHAM POLICE DEPARTMENT; FAIRBANKS AIRPORT POLICE; FAIRBANKS POLICE DEPARTMENT; HAINES POLICE DEPARTMENT; HOMER POLICE DEPARTMENT; JUNEAU POLICE DEPARTMENT; KENAI POLICE DEPARTMENT; KETCHIKAN POLICE DEPARTMENT; KODIAK POLICE DEPARTMENT; KOTZEBUE POLICE DEPARTMENT; NOME POLICE DEPARTMENT; NORTH POLE POLICE DEPARTMENT; NORTH SLOPE BROUGH POLICE DEPARTMENT; PALMER POLICE DEPARTMENT; PETERSBURG POLICE DEPARTMENT; SEWARD POLICE DEPARTMENT; SITKA POLICE DEPARTMENT; SKAGWAY POLICE DEPARTMENT; SOLDOTNA POLICE DEPARTMENT; UNALASKA POLICE DEPARTMENT; UNIVERSITY OF ALASKA ANCHORAGE; UNIVERSITY OF ALASKA FAIRBANKS; VALDEZ POLICE DEPARTMENT; WASILLA POLICE DEPARTMENT; WRANGELL POLICE DEPARTMENT

Property Classification	Offenses Reported	Unfounded	Actual Offenses	Offenses Cleared	Clearances Involving Under 18	Offenses-Uninhabited Structures	Est. Value of Property Damage
A. Single Occupancy Residential: Houses, Townhouses, Duplexes, etc.	3	0	3	2	2	1	20,002
B. Other Residential: Apartments, Tenements, Flats, Hotels, Motels, Inns, Dormitories, Boarding Houses, etc.	2	0	2	2	0	0	426,403
C. Storage: Barns, Garages, Warehouses, etc.	1	0	1	2	1	1	1,660
D. Industrial/Manufacturing	0	0	0	0	0	0	0
E. Other Commercial: Stores, Restaurants, Offices, etc.	2	0	2	2	2	0	2
F. Community/Public: Churches, Jails, Schools, Colleges, Hospitals, etc.	0	0	0	2	2	0	0
G. All Other Structure: Out Buildings, Monuments, Buildings Under Construction, etc.	2	0	2	1	0	0	201
TOTAL STRUCTURE	10	0	10	11	7	2	448,268
H. Motor Vehicles: Automobiles, Trucks, Buses, Motorcycles, etc.: UCR Definition	3	0	3	0	0	0	6,001
I. Other Mobile Property: Trailers, Recreational Vehicles, Airplanes, Boats, etc.	1	0	1	1	1	0	0



SRS Summary Report

Beginning Date: 08/01/2021

Ending Date: 08/31/2021

Property Classification	Offenses Reported	Unfounded	Actual Offenses	Offenses Cleared	Clearances Involving Under 18	Offenses-Uninhabited Structures	Est. Value of Property Damage
TOTAL MOBILE	4	0	4	1	1	0	6,001
J. TOTAL OTHER Crops, Timber, Fences, Signs, etc.	4	0	4	0	0	0	602
GRAND TOTAL	18	0	18	12	8	2	454,871



SRS Summary Report

Beginning Date: 09/01/2021

Ending Date: 09/30/2021

Return A

Agency: ALASKA STATE TROOPERS; ANCHORAGE POLICE DEPARTMENT; BETHEL POLICE DEPARTMENT; BRISTOL BAY POLICE DEPARTMENT; CORDOVA POLICE DEPARTMENT; CRAIG POLICE DEPARTMENT; DILLINGHAM POLICE DEPARTMENT; FAIRBANKS AIRPORT POLICE; FAIRBANKS POLICE DEPARTMENT; HAINES POLICE DEPARTMENT; HOMER POLICE DEPARTMENT; JUNEAU POLICE DEPARTMENT; KENAI POLICE DEPARTMENT; KETCHIKAN POLICE DEPARTMENT; KODIAK POLICE DEPARTMENT; KOTZEBUE POLICE DEPARTMENT; NOME POLICE DEPARTMENT; NORTH POLE POLICE DEPARTMENT; NORTH SLOPE BUREAU POLICE DEPARTMENT; PALMER POLICE DEPARTMENT; PETERSBURG POLICE DEPARTMENT; SEWARD POLICE DEPARTMENT; SITKA POLICE DEPARTMENT; SKAGWAY POLICE DEPARTMENT; SOLDOTNA POLICE DEPARTMENT; UNALASKA POLICE DEPARTMENT; UNIVERSITY OF ALASKA ANCHORAGE; UNIVERSITY OF ALASKA FAIRBANKS; VALDEZ POLICE DEPARTMENT; WASILLA POLICE DEPARTMENT; WRANGELL POLICE DEPARTMENT

Classification of Offenses	Offenses Reported	Unfounded	Actual Offenses	Tot. Offenses Cleared	Clearances Involving Persons Under 18 Yr. of Age
Murder/NonNegligent Homicide(Total)	1	0	1	0	0
Manslaughter by Negligence(Total)	1	0	1	1	0
Rape(Total)	83	1	82	22	1
Rape	78	1	77	20	1
Attempted Rape	5	0	5	2	0
Robbery(Total)	42	0	42	10	0
Robbery - Firearm	10	0	10	1	0
Robbery - Knife or Cutting Instrument	6	0	6	3	0
Robbery - Other Dangerous Weapon	6	0	6	2	0
Robbery - StrongArm(Hands,Fists,Feet,etc)	20	0	20	4	0
Assault(Total)	1106	3	1103	683	51
Assault - Firearm	58	0	58	32	0
Assault - Knife or Cutting Instrument	59	0	59	39	4
Assault - Other Dangerous Weapon	128	1	127	85	4
Assault - StrongArm(Hands,Fists,Feet,etc)	85	0	85	66	6
Assault - Other(Simple, Not Aggravated)	776	2	774	461	37
Burglary(Total)	184	0	184	50	4
Burglary - Forcible Entry	99	0	99	21	1
Burglary - Unlawful Entry(No Force)	77	0	77	28	3
Burglary - Attempted Forcible Entry	8	0	8	1	0
Larceny(Total) - Theft(Excluding Motor Vehicles)	973	1	972	120	13
Motor Vehicle Theft(Total)	158	1	157	21	1
Motor Vehicle Theft - Autos	95	1	94	14	1
Motor Vehicle Theft - Trucks and Buses	44	0	44	7	0
Motor Vehicle Theft - Other Vehicles	19	0	19	0	0
Grand Total	2548	6	2542	907	70



SRS Summary Report

Beginning Date: 09/01/2021

Ending Date: 09/30/2021

Supplement Return A

Agency: ALASKA STATE TROOPERS; ANCHORAGE POLICE DEPARTMENT; BETHEL POLICE DEPARTMENT; BRISTOL BAY POLICE DEPARTMENT; CORDOVA POLICE DEPARTMENT; CRAIG POLICE DEPARTMENT; DILLINGHAM POLICE DEPARTMENT; FAIRBANKS AIRPORT POLICE; FAIRBANKS POLICE DEPARTMENT; HAINES POLICE DEPARTMENT; HOMER POLICE DEPARTMENT; JUNEAU POLICE DEPARTMENT; KENAI POLICE DEPARTMENT; KETCHIKAN POLICE DEPARTMENT; KODIAK POLICE DEPARTMENT; KOTZEBUE POLICE DEPARTMENT; NOME POLICE DEPARTMENT; NORTH POLE POLICE DEPARTMENT; NORTH SLOPE BUROUGH POLICE DEPARTMENT; PALMER POLICE DEPARTMENT; PETERSBURG POLICE DEPARTMENT; SEWARD POLICE DEPARTMENT; SITKA POLICE DEPARTMENT; SKAGWAY POLICE DEPARTMENT; SOLDOTNA POLICE DEPARTMENT; UNALASKA POLICE DEPARTMENT; UNIVERSITY OF ALASKA ANCHORAGE; UNIVERSITY OF ALASKA FAIRBANKS; VALDEZ POLICE DEPARTMENT; WASILLA POLICE DEPARTMENT; WRANGELL POLICE DEPARTMENT

Classification of Offenses	Actual Offenses	Value of Property	Type of Property	Stolen	Recovered
MURDER AND NONNEGLIGENT MANSLAUGHTER	1	0	Currency, Notes, Etc.	264,141	3,362
RAPE	82	0	Jewelry and Precious Metals	94,233	36,611
ROBBERY - HIGHWAY (streets, alleys, etc.)	20	7,271	Clothing and Furs	99,077	8,269
COMMERCIAL HOUSE (except c, d, and f)	6	745	Locally Stolen Motor Vehicles	1,253,190	835,026
GAS OR SERVICE STATION	1	1	Office Equipment	100,740	22,173
CONVENIENCE STORE	5	495	Televisions, Radios, Stereos, Etc.	30,684	9,803
RESIDENCE	5	2,080	Firearms	35,015	9,959
BANK	0	0	Household Goods	25,515	673
MISCELLANEOUS	5	4,303	Consumable Goods	30,300	2,677
TOTAL ROBBERY	42	14,895	Livestock	0	0
BURGLARY - BREAKING OR ENTERING - RESIDENCE (dwelling) NIGHT (6 p.m. - 6 a.m.)	43	53,295	Miscellaneous	694,513	75,604
DAY (6 a.m. - 6 p.m.)	34	99,714	TOTAL	2,627,408	1,004,157
UNKNOWN	28	43,169			
NON-RESIDENCE (store, office, etc.) NIGHT (6 p.m. - 6 a.m.)	41	50,673			
DAY (6 a.m. - 6 p.m.)	23	62,319			
UNKNOWN	15	36,217			
TOTAL BURGLARY	184	345,387			
LARCENY - THEFT (Except Motor Vehicle Theft) - \$200 AND OVER	501	994,408			
\$50 TO \$199	173	18,768			
UNDER \$50	298	3,262			
TOTAL LARCENY (Same as Item 6x)	972	1,016,438			
MOTOR VEHICLE THEFT (Include Alleged Joy Ride)	157	1,250,168			
GRAND TOTAL - ALL ITEMS		2,626,888			

Grand Totals for 'Property Stolen by Type and Value' and 'Property Stolen by Classification' may not match due to NIBRS conversion specification set by the FBI.



SRS Summary Report

Beginning Date: 09/01/2021

Ending Date: 09/30/2021

Classification of Offenses	Actual Offenses	Value of Property
ADDITIONAL ANALYSIS OF LARCENY AND MOTOR VEHICLE THEFT - 6x. NATURE OF LARCENIES UNDER ITEM 6 (POCKET-PICKING)	4	1,826
PURSE-SNATCHING	2	147
SHOPLIFTING	216	50,600
FROM MOTOR VEHICLES (except e)	259	238,432
MOTOR VEHICLE PARTS AND ACCESSORIES	91	86,935
BICYCLES	58	43,033
FROM BUILDING (except c and h)	128	117,878
FROM ANY COIN-OPERATED MACHINES (parking meters,etc.)	1	5,186
ALL OTHER	213	472,401
TOTAL LARCENIES (Same as Item 6)	972	1,016,438
MOTOR VEHICLES RECOVERED (STOLEN LOCALLY AND RECOVERED LOCALLY)	82	
STOLEN LOCALLY AND RECOVERED BY OTHER JURISDICTIONS	1	
TOTAL LOCALLY STOLEN MOTOR VEHICLES RECOVERED	119	
STOLEN IN OTHER JURISDICTIONS AND RECOVERED LOCALLY	3	

Grand Totals for 'Property Stolen by Type and Value' and 'Property Stolen by Classification' may not match due to NIBRS conversion specification set by the FBI.



SRS Summary Report

Beginning Date: 09/01/2021

Ending Date: 09/30/2021

Law Enforcement Officers Killed or Assaulted

Agency: ALASKA STATE TROOPERS; ANCHORAGE POLICE DEPARTMENT; BETHEL POLICE DEPARTMENT; BRISTOL BAY POLICE DEPARTMENT; CORDOVA POLICE DEPARTMENT; CRAIG POLICE DEPARTMENT; DILLINGHAM POLICE DEPARTMENT; FAIRBANKS AIRPORT POLICE; FAIRBANKS POLICE DEPARTMENT; HAINES POLICE DEPARTMENT; HOMER POLICE DEPARTMENT; JUNEAU POLICE DEPARTMENT; KENAI POLICE DEPARTMENT; KETCHIKAN POLICE DEPARTMENT; KODIAK POLICE DEPARTMENT; KOTZEBUE POLICE DEPARTMENT; NOME POLICE DEPARTMENT; NORTH POLE POLICE DEPARTMENT; NORTH SLOPE BOROUGHS POLICE DEPARTMENT; PALMER POLICE DEPARTMENT; PETERSBURG POLICE DEPARTMENT; SEWARD POLICE DEPARTMENT; SITKA POLICE DEPARTMENT; SKAGWAY POLICE DEPARTMENT; SOLDOTNA POLICE DEPARTMENT; UNALASKA POLICE DEPARTMENT; UNIVERSITY OF ALASKA ANCHORAGE; UNIVERSITY OF ALASKA FAIRBANKS; VALDEZ POLICE DEPARTMENT; WASILLA POLICE DEPARTMENT; WRANGELL POLICE DEPARTMENT

Police Officers Killed Feloniously	Police Officers Killed Accidentally
0	0

Type of Activity	Total Assaults by Weapon	Firearm	Knife or Other Cutting Instrum.	Other Dangerous Weapon	Hands Fists Feet etc.	Two Man Vehicle	One-Man Vehicle		Detective or Special Assign		Other		Police Assaults Cleared
							Alone	Assisted	Alone	Assisted	Alone	Assisted	
Responding to disturbance call (family quarrels, person with firearm, etc.)	22	2	0	1	19	4	6	12	0	0	0	0	22
Burglaries in progress or pursuing burglary suspects	2	0	0	0	2	0	0	2	0	0	0	0	2
Robberies in progress or pursuing robbery suspects	0	0	0	0	0	0	0	0	0	0	0	0	0
Attempting other arrests	21	0	0	0	21	0	0	18	0	3	0	0	21
Civil disorder (riot, mass disobedience, etc.)	0	0	0	0	0	0	0	0	0	0	0	0	0
Handling, transporting, custody of prisoners	5	0	0	0	5	0	0	5	0	0	0	0	5
Investigating suspicious persons or circumstances	3	0	0	0	3	0	1	2	0	0	0	0	3
Ambush - no warning	0	0	0	0	0	0	0	0	0	0	0	0	0
Handling persons with mental illness	4	0	0	0	4	0	0	4	0	0	0	0	4
Traffic pursuits and stops	5	0	0	3	2	0	3	2	0	0	0	0	4



SRS Summary Report

Beginning Date: 09/01/2021

Ending Date: 09/30/2021

Type of Activity	Total Assaults by Weapon	Firearm	Knife or Other Cutting Instrum.	Other Dangerous Weapon	Hands Fists Feet etc.	Two Man Vehicle	One-Man Vehicle		Detective or Special Assign		Other		Police Assaults Cleared
							Alone	Assisted	Alone	Assisted	Alone	Assisted	
All other	4	0	0	0	4	1	0	3	0	0	0	0	4
TOTAL	66	2	0	4	60	5	10	48	0	3	0	0	65
Number with personal injury	21	0	0	0	21	0	0	0	0	0	0	0	0
Number without personal injury	45	2	0	4	39	0	0	0	0	0	0	0	0

Time of assaults	12:01 - 2:00	2:01 - 4:00	4:01 - 6:00	6:01 - 8:00	8:01 - 10:00	10:01 - 12:00
Time of Assault AM	13	5	9	1	0	2
PM	5	7	7	6	5	6



Arrestee Summary Report

Beginning Date: 09/01/2021

Ending Date: 09/30/2021

Arrests by Age/Sex/Race

Agency: ALASKA STATE TROOPERS; ANCHORAGE POLICE DEPARTMENT; BETHEL POLICE DEPARTMENT; BRISTOL BAY POLICE DEPARTMENT; CORDOVA POLICE DEPARTMENT; CRAIG POLICE DEPARTMENT; DILLINGHAM POLICE DEPARTMENT; FAIRBANKS AIRPORT POLICE; FAIRBANKS POLICE DEPARTMENT; HAINES POLICE DEPARTMENT; HOMER POLICE DEPARTMENT; JUNEAU POLICE DEPARTMENT; KENAI POLICE DEPARTMENT; KETCHIKAN POLICE DEPARTMENT; KODIAK POLICE DEPARTMENT; KOTZEBUE POLICE DEPARTMENT; NOME POLICE DEPARTMENT; NORTH POLE POLICE DEPARTMENT; NORTH SLOPE BUROUGH POLICE DEPARTMENT; PALMER POLICE DEPARTMENT; PETERSBURG POLICE DEPARTMENT; SEWARD POLICE DEPARTMENT; SITKA POLICE DEPARTMENT; SKAGWAY POLICE DEPARTMENT; SOLDOTNA POLICE DEPARTMENT; UNALASKA POLICE DEPARTMENT; UNIVERSITY OF ALASKA ANCHORAGE; UNIVERSITY OF ALASKA FAIRBANKS; VALDEZ POLICE DEPARTMENT; WASILLA POLICE DEPARTMENT; WRANGELL POLICE DEPARTMENT

Offense: All

Classification of Offenses	Sex	Under 10	10-12	13-14	15	16	17	18	19	20	21	22	23	24	25-29	30-34	35-39	40-44	45-49	50-54	55-59	60-64	65 and Over	Total	White	Black	American Indian / Alaskan Native	Asian	Native Hawaiian / Other Pacific Islander
Murder and Nonnegligent Manslaughter	Male	0	0	0	0	0	0	0	0	0	0	0	0	0	0	0	0	0	0	0	0	0	0	0	0	0	0	0	
	Female	0	0	0	0	0	0	0	0	0	0	0	0	0	0	0	0	0	0	0	0	0	0	0	0	0	0	0	0
Manslaughter by Negligence	Male	0	0	0	0	0	0	0	0	0	0	0	0	0	0	0	0	1	0	0	0	0	0	1	1	0	0	0	
	Female	0	0	0	0	0	0	0	0	0	0	0	0	0	0	0	0	0	0	0	0	0	0	0	0	0	0	0	
Rape	Male	0	0	0	0	0	1	0	1	0	1	1	0	1	1	3	2	1	0	0	0	0	0	12	3	1	8	0	
	Female	0	0	0	0	0	0	0	0	0	0	0	0	0	0	0	0	0	0	0	0	0	0	0	0	0	0	0	
Robbery	Male	0	0	0	0	0	0	0	0	0	0	0	0	0	2	3	4	0	0	0	1	0	0	10	6	3	2	0	
	Female	0	0	0	0	0	0	0	0	0	0	0	0	0	1	0	0	0	0	0	0	0	0	1	1	0	0	0	
Aggravated Assault (Return A - 4a-d)	Male	0	3	8	2	1	3	2	2	1	6	0	3	0	18	23	14	12	7	4	7	0	2	118	64	15	72	8	
	Female	0	0	1	1	0	0	1	1	0	1	1	2	1	8	3	10	5	4	1	0	2	0	42	0	0	0	0	
Burglary - Breaking or Entering	Male	0	0	2	0	0	1	0	0	0	0	0	0	0	3	10	6	5	1	3	1	1	0	33	32	1	8	4	
	Female	0	0	2	0	0	0	0	0	0	0	0	0	0	4	2	2	1	2	0	1	0	0	14	0	0	0	0	
Larceny-Theft (Except Motor Vehicle Theft)	Male	0	0	5	0	0	1	1	0	0	0	2	2	3	3	14	13	13	6	1	1	0	0	65	60	8	32	5	
	Female	0	3	2	0	0	2	0	1	0	1	0	2	2	11	7	5	2	0	0	1	1	0	40	0	0	0	0	
Motor Vehicle Theft	Male	0	0	0	0	1	0	0	2	0	0	0	0	0	0	3	3	3	1	1	0	0	0	14	10	1	8	4	
	Female	0	0	0	0	0	0	1	0	0	0	0	0	0	4	1	2	1	0	0	0	0	0	9	0	0	0	0	
Other Assaults (Return A - 4e)	Male	0	3	4	1	2	1	5	1	4	11	9	10	7	34	25	39	19	14	18	11	6	6	230	115	22	186	17	
	Female	0	3	5	1	4	0	1	1	1	3	4	6	1	13	19	20	8	9	1	7	3	2	112	0	0	0	0	
Arson	Male	0	0	0	0	0	0	0	0	0	0	0	0	0	0	0	0	1	0	0	0	0	0	1	1	0	2	0	
	Female	0	0	0	0	0	0	0	0	0	0	0	0	1	0	0	1	0	0	0	0	0	0	2	0	0	0	0	
Forgery and Counterfeiting	Male	0	0	0	0	0	0	0	0	0	0	0	0	0	0	0	0	0	0	0	0	0	1	1	1	0	0	0	
	Female	0	0	0	0	0	0	0	0	0	0	0	0	0	0	0	0	0	0	0	0	0	0	0	0	0	0	0	
Fraud	Male	0	0	0	0	0	0	0	0	0	0	0	1	0	0	1	0	0	0	0	0	1	0	1	4	6	0	5	0
	Female	0	0	0	0	0	0	0	1	0	0	0	0	0	2	2	2	0	0	0	0	0	0	7	0	0	0	0	
Embezzlement	Male	0	0	0	0	0	0	0	1	0	0	0	0	0	1	0	0	0	0	0	0	0	0	2	1	1	0	1	
	Female	0	0	0	0	0	0	0	0	0	0	0	0	0	0	1	0	0	0	0	0	0	0	1	0	0	0	0	
Stolen Property; Buying, Receiving, Possessing	Male	0	0	0	0	0	0	0	0	0	0	0	0	0	1	1	1	0	0	0	0	0	0	3	1	2	1	0	
	Female	0	0	0	0	0	0	0	0	0	0	0	0	0	0	1	0	0	0	0	0	0	0	1	0	0	0	0	
Vandalism	Male	0	1	4	2	3	1	1	2	2	0	3	1	0	15	12	6	13	3	0	1	2	0	72	50	7	32	4	
	Female	0	0	1	0	0	1	0	0	1	0	0	0	1	7	1	3	1	2	1	1	1	1	22	0	0	0	0	
Weapons; Carrying, Possessing, etc.	Male	0	1	0	0	2	1	2	0	1	0	0	2	0	3	3	2	2	0	1	1	2	0	23	18	3	4	3	
	Female	0	0	0	0	0	0	0	0	0	0	0	0	0	0	2	0	2	0	0	1	0	0	5	0	0	0	0	
Prostitution and Commercialized Vice	Male	0	0	0	0	0	0	0	0	0	0	0	0	0	0	0	0	0	0	0	0	0	0	0	0	0	0	0	
	Female	0	0	0	0	0	0	0	0	0	0	0	0	0	0	0	0	0	0	0	0	0	0	0	0	0	0	0	



Arrestee Summary Report

Beginning Date: 09/01/2021

Ending Date: 09/30/2021

Classification of Offenses	Sex	Under 10	10-12	13-14	15	16	17	18	19	20	21	22	23	24	25-29	30-34	35-39	40-44	45-49	50-54	55-59	60-64	65 and Over	Total	White	Black	American Indian / Alaskan Native	Asian	Native Hawaiian / Other Pacific Islander
Prostitution	Male	0	0	0	0	0	0	0	0	0	0	0	0	0	0	0	0	0	0	0	0	0	0	0	0	0	0	0	0
	Female	0	0	0	0	0	0	0	0	0	0	0	0	0	0	0	0	0	0	0	0	0	0	0	0	0	0	0	0
Assisting or Promoting Prostitution	Male	0	0	0	0	0	0	0	0	0	0	0	0	0	0	0	0	0	0	0	0	0	0	0	0	0	0	0	0
	Female	0	0	0	0	0	0	0	0	0	0	0	0	0	0	0	0	0	0	0	0	0	0	0	0	0	0	0	0
Purchasing Prostitution	Male	0	0	0	0	0	0	0	0	0	0	0	0	0	0	0	0	0	0	0	0	0	0	0	0	0	0	0	0
	Female	0	0	0	0	0	0	0	0	0	0	0	0	0	0	0	0	0	0	0	0	0	0	0	0	0	0	0	0
Sex Offenses (Except Rape and Prostitution)	Male	0	0	0	0	0	0	0	1	0	0	0	0	0	2	2	3	2	1	2	1	3	1	18	5	2	12	0	0
	Female	0	0	0	0	0	0	0	0	0	0	0	0	0	0	0	1	0	0	0	0	0	0	1	1	0	0	0	0
Drug Abuse Violations - Grand Total	Male	0	1	1	2	1	3	1	0	0	0	0	0	2	6	12	4	5	8	3	3	0	0	52	41	6	22	6	0
	Female	0	1	3	0	0	2	0	0	0	1	0	0	1	5	6	1	0	2	1	0	1	0	24	0	0	0	0	0
(1) Sale/Manufacturing - Subtotal	Male	0	1	1	2	1	3	0	0	0	0	0	0	1	2	3	0	2	2	1	2	0	0	21	14	4	8	4	0
	Female	0	1	3	0	0	1	0	0	0	0	0	0	0	0	1	0	0	2	0	0	1	0	9	0	0	0	0	0
18a - Opium/Cocaine	Male	0	0	0	0	0	0	0	0	0	0	0	0	0	2	3	0	2	1	0	1	0	0	9	8	0	2	1	0
	Female	0	0	0	0	0	0	0	0	0	0	0	0	0	0	0	0	0	1	0	0	1	0	2	0	0	0	0	0
18b - Marijuana	Male	0	1	1	2	1	3	0	0	0	0	0	0	0	0	0	0	0	0	0	0	0	0	8	6	2	2	3	0
	Female	0	1	3	0	0	1	0	0	0	0	0	0	0	0	0	0	0	0	0	0	0	0	5	0	0	0	0	0
18c - Synthetic Narcotics - Manufactured Narcotics Which Can Cause True Drug Addiction (Demerol, Methadones)	Male	0	0	0	0	0	0	0	0	0	0	0	0	1	0	0	0	0	0	0	0	0	0	1	0	0	1	0	0
	Female	0	0	0	0	0	0	0	0	0	0	0	0	0	0	0	0	0	0	0	0	0	0	0	0	0	0	0	0
18d - Other - Dangerous Nonnarcotic Drugs (Barbiturates, Benzadrine)	Male	0	0	0	0	0	0	0	0	0	0	0	0	0	0	0	0	0	1	1	1	0	0	3	0	2	3	0	0
	Female	0	0	0	0	0	0	0	0	0	0	0	0	0	0	1	0	0	1	0	0	0	0	2	0	0	0	0	0
(2) Possession - Subtotal	Male	0	0	0	0	0	0	1	0	0	0	0	0	1	4	9	4	3	6	2	1	0	0	31	27	2	14	2	0
	Female	0	0	0	0	0	1	0	0	0	1	0	0	1	5	5	1	0	0	1	0	0	0	15	0	0	0	0	0
18e - Opium or Cocaine and Their Derivatives (Morphine, Heroin, Codeine)	Male	0	0	0	0	0	0	0	0	0	0	0	0	0	0	6	2	0	3	0	0	0	0	11	11	1	3	0	0
	Female	0	0	0	0	0	0	0	0	0	0	0	0	1	1	2	0	0	0	0	0	0	0	4	0	0	0	0	0
18f - Marijuana	Male	0	0	0	0	0	0	1	0	0	0	0	0	0	0	0	0	0	0	0	0	0	0	1	2	0	2	0	0
	Female	0	0	0	0	0	1	0	0	0	0	0	0	0	1	0	0	0	0	1	0	0	0	3	0	0	0	0	0
18g - Synthetic Narcotics - Manufactured Narcotics Which Can Cause True Drug Addiction (Demerol, Methadones)	Male	0	0	0	0	0	0	0	0	0	0	0	0	0	0	0	0	0	0	0	0	0	0	0	0	0	0	0	0
	Female	0	0	0	0	0	0	0	0	0	0	0	0	0	0	0	0	0	0	0	0	0	0	0	0	0	0	0	0
18h - Other - Dangerous Nonnarcotic Drugs	Male	0	0	0	0	0	0	0	0	0	0	0	0	1	4	3	2	3	3	2	1	0	0	19	14	1	9	2	0
	Female	0	0	0	0	0	0	0	0	0	1	0	0	0	3	3	1	0	0	0	0	0	0	8	0	0	0	0	0
Gambling - Total	Male	0	0	0	0	0	0	0	0	0	0	0	0	0	0	0	0	0	0	0	0	0	0	0	0	0	0	0	0



Arrestee Summary Report

Beginning Date: 09/01/2021

Ending Date: 09/30/2021

Classification of Offenses	Sex	Under 10	10-12	13-14	15	16	17	18	19	20	21	22	23	24	25-29	30-34	35-39	40-44	45-49	50-54	55-59	60-64	65 and Over	Total	White	Black	American Indian / Alaskan Native	Asian	Native Hawaiian / Other Pacific Islander
Gambling - Total	Female	0	0	0	0	0	0	0	0	0	0	0	0	0	0	0	0	0	0	0	0	0	0	0					
Bookmaking (Horse and Sport Book)	Male	0	0	0	0	0	0	0	0	0	0	0	0	0	0	0	0	0	0	0	0	0	0	0	0	0	0	0	0
	Female	0	0	0	0	0	0	0	0	0	0	0	0	0	0	0	0	0	0	0	0	0	0	0	0				
Numbers and Lottery	Male	0	0	0	0	0	0	0	0	0	0	0	0	0	0	0	0	0	0	0	0	0	0	0	0	0	0	0	0
	Female	0	0	0	0	0	0	0	0	0	0	0	0	0	0	0	0	0	0	0	0	0	0	0	0				
All Other Gambling	Male	0	0	0	0	0	0	0	0	0	0	0	0	0	0	0	0	0	0	0	0	0	0	0	0	0	0	0	0
	Female	0	0	0	0	0	0	0	0	0	0	0	0	0	0	0	0	0	0	0	0	0	0	0	0				
Offenses Against The Family and Children	Male	0	0	0	0	0	0	0	0	0	0	0	0	0	2	0	3	0	0	0	0	0	0	0	5	4	0	8	0
	Female	0	0	0	0	0	0	0	0	0	0	0	0	0	0	2	2	2	0	0	0	1	0	0	7				
Driving Under The Influence	Male	0	0	0	0	0	2	1	3	1	5	9	3	5	24	24	17	11	11	14	10	12	9	161	150	18	68	8	0
	Female	0	0	0	0	0	0	0	1	3	4	1	3	1	16	16	11	8	5	8	3	5	1	86					
Liquor Laws	Male	0	0	0	0	0	0	0	0	0	0	0	0	0	0	3	1	1	0	0	2	0	0	7	1	0	11	0	
	Female	0	0	0	0	0	0	0	0	1	0	0	0	0	1	0	0	0	1	2	0	0	0	5					
Drunkenness	Male	0	0	0	0	1	0	0	0	2	0	0	0	0	0	0	1	1	0	0	0	0	0	5	0	1	5	0	
	Female	0	0	0	0	0	0	0	0	0	0	0	0	0	0	0	1	0	0	0	0	0	0	1					
Disorderly Conduct	Male	0	0	0	0	0	0	0	0	2	0	1	1	0	4	5	3	4	1	1	1	1	1	25	12	0	21	1	
	Female	0	0	0	0	0	0	0	0	0	1	0	1	1	3	4	0	1	1	0	0	0	1	13					
Vagrancy	Male	0	0	0	0	0	0	0	0	0	0	0	0	0	0	0	0	0	0	0	0	0	0	0	0	0	0	0	0
	Female	0	0	0	0	0	0	0	0	0	0	0	0	0	0	0	0	0	0	0	0	0	0	0					
All Other Offenses (Except Traffic)	Male	0	0	1	2	2	3	4	5	4	11	6	17	5	58	73	70	71	47	25	30	22	39	495	355	24	192	19	1
	Female	0	0	0	0	0	0	2	1	1	4	2	2	4	20	20	22	20	9	7	6	3	8	131					
Suspicion	Male	0	0	0	0	0	0	0	0	0	0	0	0	0	0	0	0	0	0	0	0	0	0	0	0	0	0	0	0
	Female	0	0	0	0	0	0	0	0	0	0	0	0	0	0	0	0	0	0	0	0	0	0	0					
Curfew and Loitering Law Violations	Male	0	0	0	0	0	0																	0	0	0	0	0	0
	Female	0	0	0	0	0	0																	0					
Runaway	Male	0	0	0	0	0	0																	0	0	0	0	0	0
	Female	0	0	0	0	0	0																	0					
Human Trafficking/Commercial Sex Acts	Male	0	0	0	0	0	0	0	0	0	0	0	0	0	0	0	0	0	0	0	0	0	0	0	0	0	0	0	0
	Female	0	0	0	0	0	0	0	0	0	0	0	0	0	0	0	0	0	0	0	0	0	0	0					
Human Trafficking/Involuntary Servitude	Male	0	0	0	0	0	0	0	0	0	0	0	0	0	0	0	0	0	0	0	0	0	0	0	0	0	0	0	0
	Female	0	0	0	0	0	0	0	0	0	0	0	0	0	0	0	0	0	0	0	0	0	0	0					
SUB TOTAL	Male	0	9	25	9	13	17	17	18	17	34	31	40	23	177	217	192	165	100	73	71	49	60	1,357					
	Female	0	7	14	2	4	5	5	6	7	15	8	16	13	97	88	82	49	35	21	21	16	13	524					
TOTAL		0	16	39	11	17	22	22	24	24	49	39	56	36	274	305	274	214	135	94	92	65	73	1,881	937	115	699	80	3



SRS Summary Report

Beginning Date: 09/01/2021

Ending Date: 09/30/2021

Return of Arson Offenses

Agency: ALASKA STATE TROOPERS; ANCHORAGE POLICE DEPARTMENT; BETHEL POLICE DEPARTMENT; BRISTOL BAY POLICE DEPARTMENT; CORDOVA POLICE DEPARTMENT; CRAIG POLICE DEPARTMENT; DILLINGHAM POLICE DEPARTMENT; FAIRBANKS AIRPORT POLICE; FAIRBANKS POLICE DEPARTMENT; HAINES POLICE DEPARTMENT; HOMER POLICE DEPARTMENT; JUNEAU POLICE DEPARTMENT; KENAI POLICE DEPARTMENT; KETCHIKAN POLICE DEPARTMENT; KODIAK POLICE DEPARTMENT; KOTZEBUE POLICE DEPARTMENT; NOME POLICE DEPARTMENT; NORTH POLE POLICE DEPARTMENT; NORTH SLOPE BROUGH POLICE DEPARTMENT; PALMER POLICE DEPARTMENT; PETERSBURG POLICE DEPARTMENT; SEWARD POLICE DEPARTMENT; SITKA POLICE DEPARTMENT; SKAGWAY POLICE DEPARTMENT; SOLDOTNA POLICE DEPARTMENT; UNALASKA POLICE DEPARTMENT; UNIVERSITY OF ALASKA ANCHORAGE; UNIVERSITY OF ALASKA FAIRBANKS; VALDEZ POLICE DEPARTMENT; WASILLA POLICE DEPARTMENT; WRANGELL POLICE DEPARTMENT

Property Classification	Offenses Reported	Unfounded	Actual Offenses	Offenses Cleared	Clearances Involving Under 18	Offenses-Uninhabited Structures	Est. Value of Property Damage
A. Single Occupancy Residential: Houses, Townhouses, Duplexes, etc.	3	0	3	2	0	0	130,000
B. Other Residential: Apartments, Tenements, Flats, Hotels, Motels, Inns, Dormitories, Boarding Houses, etc.	2	0	2	0	0	0	200
C. Storage: Barns, Garages, Warehouses, etc.	0	0	0	0	0	0	0
D. Industrial/Manufacturing	0	0	0	0	0	0	0
E. Other Commercial: Stores, Restaurants, Offices, etc.	0	0	0	0	0	0	0
F. Community/Public: Churches, Jails, Schools, Colleges, Hospitals, etc.	0	0	0	0	0	0	0
G. All Other Structure: Out Buildings, Monuments, Buildings Under Construction, etc.	1	0	1	1	0	0	250
TOTAL STRUCTURE	6	0	6	3	0	0	130,450
H. Motor Vehicles: Automobiles, Trucks, Buses, Motorcycles, etc.: UCR Definition	2	0	2	0	0	0	54,725
I. Other Mobile Property: Trailers, Recreational Vehicles, Airplanes, Boats, etc.	0	0	0	0	0	0	0



SRS Summary Report

Beginning Date: 09/01/2021

Ending Date: 09/30/2021

Property Classification	Offenses Reported	Unfounded	Actual Offenses	Offenses Cleared	Clearances Involving Under 18	Offenses-Uninhabited Structures	Est. Value of Property Damage
TOTAL MOBILE	2	0	2	0	0	0	54,725
J. TOTAL OTHER Crops, Timber, Fences, Signs, etc.	2	0	2	0	0	0	51
GRAND TOTAL	10	0	10	3	0	0	185,226



SRS Summary Report

Beginning Date: 09/01/2021

Ending Date: 09/30/2021

Human Trafficking By Agency

Agency: ALASKA STATE TROOPERS; ANCHORAGE POLICE DEPARTMENT; BETHEL POLICE DEPARTMENT; BRISTOL BAY POLICE DEPARTMENT;

Human Trafficking Classification	Offenses Reported	Unfounded	Number of Actual Offenses	Total Offenses Cleared by Arrest or Exceptional	Number of Clearances Involving Only
Commercial Sex Acts	4	0	4	0	0
Involuntary Servitude	0	0	0	0	0
Grand Total	4	0	4	0	0



SRS Summary Report

Beginning Date: 10/01/2021

Ending Date: 10/31/2021

Return A

Agency: ALASKA STATE TROOPERS; ANCHORAGE POLICE DEPARTMENT; BETHEL POLICE DEPARTMENT; BRISTOL BAY POLICE DEPARTMENT; CORDOVA POLICE DEPARTMENT; CRAIG POLICE DEPARTMENT; DILLINGHAM POLICE DEPARTMENT; FAIRBANKS AIRPORT POLICE; FAIRBANKS POLICE DEPARTMENT; HAINES POLICE DEPARTMENT; HOMER POLICE DEPARTMENT; JUNEAU POLICE DEPARTMENT; KENAI POLICE DEPARTMENT; KETCHIKAN POLICE DEPARTMENT; KODIAK POLICE DEPARTMENT; KOTZEBUE POLICE DEPARTMENT; NOME POLICE DEPARTMENT; NORTH POLE POLICE DEPARTMENT; NORTH SLOPE BUREAU POLICE DEPARTMENT; PALMER POLICE DEPARTMENT; PETERSBURG POLICE DEPARTMENT; SEWARD POLICE DEPARTMENT; SITKA POLICE DEPARTMENT; SKAGWAY POLICE DEPARTMENT; SOLDOTNA POLICE DEPARTMENT; UNALASKA POLICE DEPARTMENT; UNIVERSITY OF ALASKA ANCHORAGE; UNIVERSITY OF ALASKA FAIRBANKS; VALDEZ POLICE DEPARTMENT; WASILLA POLICE DEPARTMENT; WRANGELL POLICE DEPARTMENT

Classification of Offenses	Offenses Reported	Unfounded	Actual Offenses	Tot. Offenses Cleared	Clearances Involving Persons Under 18 Yr. of Age
Murder/NonNegligent Homicide(Total)	4	0	4	5	0
Manslaughter by Negligence(Total)	0	0	0	0	0
Rape(Total)	83	1	82	14	1
Rape	79	1	78	13	1
Attempted Rape	4	0	4	1	0
Robbery(Total)	52	0	52	27	0
Robbery - Firearm	8	0	8	3	0
Robbery - Knife or Cutting Instrument	1	0	1	1	0
Robbery - Other Dangerous Weapon	7	0	7	3	0
Robbery - StrongArm(Hands,Fists,Feet,etc)	36	0	36	20	0
Assault(Total)	1095	1	1094	652	42
Assault - Firearm	75	0	75	36	0
Assault - Knife or Cutting Instrument	71	0	71	54	3
Assault - Other Dangerous Weapon	95	0	95	52	4
Assault - StrongArm(Hands,Fists,Feet,etc)	68	0	68	50	3
Assault - Other(Simple, Not Aggravated)	786	1	785	460	32
Burglary(Total)	230	1	229	37	1
Burglary - Forcible Entry	141	0	141	18	0
Burglary - Unlawful Entry(No Force)	72	1	71	15	1
Burglary - Attempted Forcible Entry	17	0	17	4	0
Larceny(Total) - Theft(Excluding Motor Vehicles)	833	4	829	134	5
Motor Vehicle Theft(Total)	139	4	135	19	2
Motor Vehicle Theft - Autos	84	3	81	12	2
Motor Vehicle Theft - Trucks and Buses	45	1	44	6	0
Motor Vehicle Theft - Other Vehicles	10	0	10	1	0
Grand Total	2436	11	2425	888	51



SRS Summary Report

Beginning Date: 10/01/2021

Ending Date: 10/31/2021

Supplement Return A

Agency: ALASKA STATE TROOPERS; ANCHORAGE POLICE DEPARTMENT; BETHEL POLICE DEPARTMENT; BRISTOL BAY POLICE DEPARTMENT; CORDOVA POLICE DEPARTMENT; CRAIG POLICE DEPARTMENT; DILLINGHAM POLICE DEPARTMENT; FAIRBANKS AIRPORT POLICE; FAIRBANKS POLICE DEPARTMENT; HAINES POLICE DEPARTMENT; HOMER POLICE DEPARTMENT; JUNEAU POLICE DEPARTMENT; KENAI POLICE DEPARTMENT; KETCHIKAN POLICE DEPARTMENT; KODIAK POLICE DEPARTMENT; KOTZEBUE POLICE DEPARTMENT; NOME POLICE DEPARTMENT; NORTH POLE POLICE DEPARTMENT; NORTH SLOPE BUROUGH POLICE DEPARTMENT; PALMER POLICE DEPARTMENT; PETERSBURG POLICE DEPARTMENT; SEWARD POLICE DEPARTMENT; SITKA POLICE DEPARTMENT; SKAGWAY POLICE DEPARTMENT; SOLDOTNA POLICE DEPARTMENT; UNALASKA POLICE DEPARTMENT; UNIVERSITY OF ALASKA ANCHORAGE; UNIVERSITY OF ALASKA FAIRBANKS; VALDEZ POLICE DEPARTMENT; WASILLA POLICE DEPARTMENT; WRANGELL POLICE DEPARTMENT

Classification of Offenses	Actual Offenses	Value of Property	Type of Property	Stolen	Recovered
MURDER AND NONNEGLIGENT MANSLAUGHTER	4	0	Currency, Notes, Etc.	123,736	37
RAPE	82	0	Jewelry and Precious Metals	14,635	31
ROBBERY - HIGHWAY (streets, alleys, etc.)	12	18,741	Clothing and Furs	197,547	3,482
COMMERCIAL HOUSE (except c, d, and f)	22	12,102	Locally Stolen Motor Vehicles	1,210,596	1,018,435
GAS OR SERVICE STATION	0	0	Office Equipment	116,730	4,232
CONVENIENCE STORE	2	701	Televisions, Radios, Stereos, Etc.	72,789	372
RESIDENCE	6	1,862	Firearms	37,238	4,961
BANK	0	0	Household Goods	8,707	1,045
MISCELLANEOUS	10	1,790	Consumable Goods	43,151	1,993
TOTAL ROBBERY	52	35,196	Livestock	0	0
BURGLARY - BREAKING OR ENTERING - RESIDENCE (dwelling) NIGHT (6 p.m. - 6 a.m.)	34	64,940	Miscellaneous	743,735	60,762
DAY (6 a.m. - 6 p.m.)	40	120,333	TOTAL	2,568,864	1,095,350
UNKNOWN	34	183,144			
NON-RESIDENCE (store, office, etc.) NIGHT (6 p.m. - 6 a.m.)	51	74,181			
DAY (6 a.m. - 6 p.m.)	34	101,156			
UNKNOWN	36	95,079			
TOTAL BURGLARY	229	638,833			
LARCENY - THEFT (Except Motor Vehicle Theft) - \$200 AND OVER	422	769,659			
\$50 TO \$199	151	16,190			
UNDER \$50	256	2,960			
TOTAL LARCENY (Same as Item 6x)	829	788,809			
MOTOR VEHICLE THEFT (Include Alleged Joy Ride)	135	1,106,028			
GRAND TOTAL - ALL ITEMS		2,568,866			

Grand Totals for 'Property Stolen by Type and Value' and 'Property Stolen by Classification' may not match due to NIBRS conversion specification set by the FBI.



SRS Summary Report

Beginning Date: 10/01/2021

Ending Date: 10/31/2021

Classification of Offenses	Actual Offenses	Value of Property
ADDITIONAL ANALYSIS OF LARCENY AND MOTOR VEHICLE THEFT - 6x. NATURE OF LARCENIES UNDER ITEM 6 (POCKET-PICKING)	2	30
PURSE-SNATCHING	1	55
SHOPLIFTING	199	37,353
FROM MOTOR VEHICLES (except e)	228	282,663
MOTOR VEHICLE PARTS AND ACCESSORIES	69	83,436
BICYCLES	31	35,727
FROM BUILDING (except c and h)	129	173,544
FROM ANY COIN-OPERATED MACHINES (parking meters,etc.)	0	0
ALL OTHER	170	176,001
TOTAL LARCENIES (Same as Item 6)	829	788,809
MOTOR VEHICLES RECOVERED (STOLEN LOCALLY AND RECOVERED LOCALLY)	69	
STOLEN LOCALLY AND RECOVERED BY OTHER JURISDICTIONS	5	
TOTAL LOCALLY STOLEN MOTOR VEHICLES RECOVERED	113	
STOLEN IN OTHER JURISDICTIONS AND RECOVERED LOCALLY	3	

Grand Totals for 'Property Stolen by Type and Value' and 'Property Stolen by Classification' may not match due to NIBRS conversion specification set by the FBI.



SRS Summary Report

Beginning Date: 10/01/2021

Ending Date: 10/31/2021

Law Enforcement Officers Killed or Assaulted

Agency: ALASKA STATE TROOPERS; ANCHORAGE POLICE DEPARTMENT; BETHEL POLICE DEPARTMENT; BRISTOL BAY POLICE DEPARTMENT; CORDOVA POLICE DEPARTMENT; CRAIG POLICE DEPARTMENT; DILLINGHAM POLICE DEPARTMENT; FAIRBANKS AIRPORT POLICE; FAIRBANKS POLICE DEPARTMENT; HAINES POLICE DEPARTMENT; HOMER POLICE DEPARTMENT; JUNEAU POLICE DEPARTMENT; KENAI POLICE DEPARTMENT; KETCHIKAN POLICE DEPARTMENT; KODIAK POLICE DEPARTMENT; KOTZEBUE POLICE DEPARTMENT; NOME POLICE DEPARTMENT; NORTH POLE POLICE DEPARTMENT; NORTH SLOPE BOROUGH POLICE DEPARTMENT; PALMER POLICE DEPARTMENT; PETERSBURG POLICE DEPARTMENT; SEWARD POLICE DEPARTMENT; SITKA POLICE DEPARTMENT; SKAGWAY POLICE DEPARTMENT; SOLDOTNA POLICE DEPARTMENT; UNALASKA POLICE DEPARTMENT; UNIVERSITY OF ALASKA ANCHORAGE; UNIVERSITY OF ALASKA FAIRBANKS; VALDEZ POLICE DEPARTMENT; WASILLA POLICE DEPARTMENT; WRANGELL POLICE DEPARTMENT

Police Officers Killed Feloniously	Police Officers Killed Accidentally
0	0

Type of Activity	Total Assaults by Weapon	Firearm	Knife or Other Cutting Instrum.	Other Dangerous Weapon	Hands Fists Feet etc.	Two Man Vehicle	One-Man Vehicle		Detective or Special Assign		Other		Police Assaults Cleared
							Alone	Assisted	Alone	Assisted	Alone	Assisted	
Responding to disturbance call (family quarrels, person with firearm, etc.)	33	0	0	3	30	6	5	22	0	0	0	0	30
Burglaries in progress or pursuing burglary suspects	0	0	0	0	0	0	0	0	0	0	0	0	0
Robberies in progress or pursuing robbery suspects	0	0	0	0	0	0	0	0	0	0	0	0	0
Attempting other arrests	19	5	2	0	12	4	2	13	0	0	0	0	16
Civil disorder (riot, mass disobedience, etc.)	0	0	0	0	0	0	0	0	0	0	0	0	0
Handling, transporting, custody of prisoners	5	0	0	0	5	0	0	3	0	0	0	2	3
Investigating suspicious persons or circumstances	4	0	0	0	4	0	1	3	0	0	0	0	2
Ambush - no warning	1	0	0	0	1	1	0	0	0	0	0	0	1
Handling persons with mental illness	2	0	0	0	2	0	1	1	0	0	0	0	2
Traffic pursuits and stops	7	0	0	3	4	0	0	7	0	0	0	0	7



SRS Summary Report

Beginning Date: 10/01/2021

Ending Date: 10/31/2021

Type of Activity	Total Assaults by Weapon	Firearm	Knife or Other Cutting Instrum.	Other Dangerous Weapon	Hands Fists Feet etc.	Two Man Vehicle	One-Man Vehicle		Detective or Special Assign		Other		Police Assaults Cleared
							Alone	Assisted	Alone	Assisted	Alone	Assisted	
All other	1	0	0	0	1	0	0	1	0	0	0	0	1
TOTAL	72	5	2	6	59	11	9	50	0	0	0	2	62
Number with personal injury	18	0	0	0	18	0	0	0	0	0	0	0	0
Number without personal injury	54	5	2	6	41	0	0	0	0	0	0	0	0

Time of assaults	12:01 - 2:00	2:01 - 4:00	4:01 - 6:00	6:01 - 8:00	8:01 - 10:00	10:01 - 12:00
Time of Assault AM	16	6	10	0	1	4
PM	6	8	3	8	1	9



Arrestee Summary Report

Beginning Date: 10/01/2021

Ending Date: 10/31/2021

Arrests by Age/Sex/Race

Agency: ALASKA STATE TROOPERS; ANCHORAGE POLICE DEPARTMENT; BETHEL POLICE DEPARTMENT; BRISTOL BAY POLICE DEPARTMENT; CORDOVA POLICE DEPARTMENT; CRAIG POLICE DEPARTMENT; DILLINGHAM POLICE DEPARTMENT; FAIRBANKS AIRPORT POLICE; FAIRBANKS POLICE DEPARTMENT; HAINES POLICE DEPARTMENT; HOMER POLICE DEPARTMENT; JUNEAU POLICE DEPARTMENT; KENAI POLICE DEPARTMENT; KETCHIKAN POLICE DEPARTMENT; KODIAK POLICE DEPARTMENT; KOTZEBUE POLICE DEPARTMENT; NOME POLICE DEPARTMENT; NORTH POLE POLICE DEPARTMENT; NORTH SLOPE BUROUGH POLICE DEPARTMENT; PALMER POLICE DEPARTMENT; PETERSBURG POLICE DEPARTMENT; SEWARD POLICE DEPARTMENT; SITKA POLICE DEPARTMENT; SKAGWAY POLICE DEPARTMENT; SOLDOTNA POLICE DEPARTMENT; UNALASKA POLICE DEPARTMENT; UNIVERSITY OF ALASKA ANCHORAGE; UNIVERSITY OF ALASKA FAIRBANKS; VALDEZ POLICE DEPARTMENT; WASILLA POLICE DEPARTMENT; WRANGELL POLICE DEPARTMENT

Offense: All

Classification of Offenses	Sex	Under 10	10-12	13-14	15	16	17	18	19	20	21	22	23	24	25-29	30-34	35-39	40-44	45-49	50-54	55-59	60-64	65 and Over	Total	White	Black	American Indian / Alaskan Native	Asian	Native Hawaiian / Other Pacific Islander
Murder and Nonnegligent Manslaughter	Male	0	0	0	0	0	0	0	0	0	0	0	0	0	1	0	1	0	0	0	1	0	0	3	2	0	1	0	0
	Female	0	0	0	0	0	0	0	0	0	0	0	0	0	0	0	0	0	0	0	0	0	0	0	0	0	0	0	0
Manslaughter by Negligence	Male	0	0	0	0	0	0	0	0	0	0	0	0	0	0	0	0	0	0	0	0	0	0	0	0	0	0	0	
	Female	0	0	0	0	0	0	0	0	0	0	0	0	0	0	0	0	0	0	0	0	0	0	0	0	0	0	0	
Rape	Male	0	0	0	0	1	0	0	0	2	0	0	0	0	3	2	0	1	2	1	0	0	0	12	3	0	9	0	0
	Female	0	0	0	0	0	0	0	0	0	0	0	0	0	0	0	0	0	0	0	0	0	0	0	0	0	0	0	
Robbery	Male	0	0	0	0	0	0	0	1	0	0	1	1	0	5	2	0	2	2	2	0	0	0	16	9	3	8	4	0
	Female	0	0	0	0	0	0	0	0	1	1	0	0	0	1	2	1	1	0	1	0	0	0	8	0	0	0	0	0
Aggravated Assault (Return A - 4a-d)	Male	1	0	1	0	0	2	1	2	5	2	4	0	3	20	17	11	13	10	10	10	2	2	116	46	16	67	12	2
	Female	0	1	0	2	0	0	0	1	1	0	0	1	1	3	1	2	6	3	2	2	0	1	27	0	0	0	0	0
Burglary - Breaking or Entering	Male	0	0	1	0	0	0	1	0	0	2	1	1	0	4	7	8	2	0	0	0	0	0	27	20	1	8	1	0
	Female	0	0	0	0	0	0	0	0	0	0	0	0	0	2	0	0	0	1	0	0	0	0	3	0	0	0	0	0
Larceny-Theft (Except Motor Vehicle Theft)	Male	0	0	1	0	2	0	1	1	1	1	0	3	2	21	12	11	9	4	2	0	0	0	71	72	4	30	3	1
	Female	0	0	0	0	0	0	1	0	4	2	0	1	4	6	7	6	3	1	2	2	0	0	39	0	0	0	0	0
Motor Vehicle Theft	Male	0	0	0	1	0	0	0	0	0	0	1	1	0	2	3	4	1	1	0	1	0	0	15	12	2	5	0	0
	Female	0	0	0	0	0	0	0	0	0	0	0	0	0	1	2	0	1	0	0	0	0	0	4	0	0	0	0	0
Other Assaults (Return A - 4e)	Male	0	4	0	3	1	1	0	5	4	5	8	5	6	32	36	33	30	15	10	12	5	3	218	113	21	175	16	1
	Female	0	2	4	3	1	4	3	3	5	4	3	3	1	21	11	19	7	5	8	2	4	2	115	0	0	0	0	0
Arson	Male	0	0	0	0	0	0	0	0	0	0	0	0	0	0	0	1	0	0	0	0	0	0	1	2	0	1	0	0
	Female	0	0	0	0	0	0	0	0	0	1	0	0	0	0	0	1	0	0	0	0	0	0	2	0	0	0	0	0
Forgery and Counterfeiting	Male	0	0	0	0	0	0	0	0	0	0	0	0	0	0	0	0	1	1	0	0	0	0	2	2	0	1	0	0
	Female	0	0	0	0	0	0	0	0	0	0	0	0	0	0	0	0	1	0	0	0	0	0	1	0	0	0	0	0
Fraud	Male	0	0	0	0	0	0	0	0	0	1	0	0	0	0	0	1	0	0	0	0	0	0	2	3	1	2	0	0
	Female	0	0	0	0	0	0	0	0	0	0	0	0	1	1	0	1	0	1	0	0	0	0	4	0	0	0	0	0
Embezzlement	Male	0	0	0	0	0	0	0	0	0	0	0	0	0	0	0	0	1	0	0	0	0	0	1	3	0	0	2	0
	Female	0	0	0	0	0	0	0	0	0	0	1	0	0	0	2	0	0	0	0	1	0	0	4	0	0	0	0	0
Stolen Property; Buying, Receiving, Possessing	Male	0	0	0	0	0	1	0	0	0	0	0	0	0	1	0	1	0	0	0	0	0	1	4	2	0	3	2	0
	Female	0	0	0	0	0	0	0	0	0	0	0	0	0	1	2	0	0	0	0	0	0	0	3	0	0	0	0	0
Vandalism	Male	0	0	2	1	1	2	0	1	1	3	3	4	0	11	5	10	5	3	0	4	1	0	57	39	4	30	4	0
	Female	0	0	0	0	0	0	0	0	1	2	1	1	2	4	4	3	2	0	0	1	0	0	21	0	0	0	0	0
Weapons; Carrying, Possessing, etc.	Male	0	0	0	0	1	0	1	0	0	1	0	2	1	2	2	4	2	1	2	1	0	0	20	13	2	4	3	0
	Female	0	0	0	0	0	1	0	0	0	0	0	0	0	0	0	1	0	0	0	0	0	0	2	0	0	0	0	0
Prostitution and Commercialized Vice	Male	0	0	0	0	0	0	0	0	0	0	0	0	0	0	0	0	0	0	0	0	0	0	0	0	0	0	0	0
	Female	0	0	0	0	0	0	0	0	0	0	0	0	0	0	0	0	0	0	0	0	0	0	0	0	0	0	0	0



Arrestee Summary Report

Beginning Date: 10/01/2021

Ending Date: 10/31/2021

Classification of Offenses	Sex	Under 10	10-12	13-14	15	16	17	18	19	20	21	22	23	24	25-29	30-34	35-39	40-44	45-49	50-54	55-59	60-64	65 and Over	Total	White	Black	American Indian / Alaskan Native	Asian	Native Hawaiian / Other Pacific Islander
Prostitution	Male	0	0	0	0	0	0	0	0	0	0	0	0	0	0	0	0	0	0	0	0	0	0	0	0	0	0	0	
	Female	0	0	0	0	0	0	0	0	0	0	0	0	0	0	0	0	0	0	0	0	0	0	0	0	0	0	0	0
Assisting or Promoting Prostitution	Male	0	0	0	0	0	0	0	0	0	0	0	0	0	0	0	0	0	0	0	0	0	0	0	0	0	0	0	
	Female	0	0	0	0	0	0	0	0	0	0	0	0	0	0	0	0	0	0	0	0	0	0	0	0	0	0	0	
Purchasing Prostitution	Male	0	0	0	0	0	0	0	0	0	0	0	0	0	0	0	0	0	0	0	0	0	0	0	0	0	0	0	
	Female	0	0	0	0	0	0	0	0	0	0	0	0	0	0	0	0	0	0	0	0	0	0	0	0	0	0	0	
Sex Offenses (Except Rape and Prostitution)	Male	0	0	0	1	0	0	0	0	0	0	1	0	0	2	1	6	2	1	1	1	1	2	19	3	5	12	0	
	Female	0	0	0	0	0	0	0	0	0	0	0	0	0	0	1	0	0	0	0	0	0	0	1	0	0	0	0	
Drug Abuse Violations - Grand Total	Male	0	1	2	2	0	0	1	0	1	0	1	1	1	6	8	11	5	1	3	3	3	0	50	51	6	14	1	
	Female	0	0	3	0	0	1	0	0	0	1	0	1	0	5	1	3	3	0	2	1	1	0	22	0	0	0	0	
(1) Sale/Manufacturing - Subtotal	Male	0	1	1	1	0	0	0	0	0	0	0	0	0	0	1	3	1	1	0	1	1	0	11	13	1	4	0	
	Female	0	0	0	0	0	0	0	0	0	1	0	0	0	1	1	1	1	0	0	1	1	0	7	0	0	0	0	
18a - Opium/Cocaine	Male	0	1	1	0	0	0	0	0	0	0	0	0	0	0	0	2	1	0	0	0	1	0	6	9	1	2	0	
	Female	0	0	0	0	0	0	0	0	0	1	0	0	0	1	1	1	1	0	0	0	1	0	6	0	0	0	0	
18b - Marijuana	Male	0	0	0	1	0	0	0	0	0	0	0	0	0	0	0	0	0	1	0	0	0	0	2	1	0	1	0	
	Female	0	0	0	0	0	0	0	0	0	0	0	0	0	0	0	0	0	0	0	0	0	0	0	0	0	0	0	
18c - Synthetic Narcotics - Manufactured Narcotics Which Can Cause True Drug Addiction (Demerol, Methadones)	Male	0	0	0	0	0	0	0	0	0	0	0	0	0	0	0	0	0	0	0	0	0	0	0	0	0	0	0	
	Female	0	0	0	0	0	0	0	0	0	0	0	0	0	0	0	0	0	0	0	0	0	0	0	0	0	0	0	
18d - Other - Dangerous Nonnarcotic Drugs (Barbiturates, Benzadrine)	Male	0	0	0	0	0	0	0	0	0	0	0	0	0	0	1	1	0	0	0	1	0	0	3	3	0	1	0	
	Female	0	0	0	0	0	0	0	0	0	0	0	0	0	0	0	0	0	0	0	1	0	0	1	0	0	0	0	
(2) Possession - Subtotal	Male	0	0	1	1	0	0	1	0	1	0	1	1	1	6	7	8	4	0	3	2	2	0	39	38	5	10	1	
	Female	0	0	3	0	0	1	0	0	0	0	0	1	0	4	0	2	2	0	2	0	0	0	15	0	0	0	0	
18e - Opium or Cocaine and Their Derivatives (Morphine, Heroin, Codeine)	Male	0	0	0	0	0	0	1	0	0	0	1	0	0	2	1	5	2	0	1	1	0	0	14	15	4	1	0	
	Female	0	0	0	0	0	0	0	0	0	0	0	0	0	3	0	1	1	0	1	0	0	0	6	0	0	0	0	
18f - Marijuana	Male	0	0	1	1	0	0	0	0	1	0	0	0	1	0	0	1	0	0	0	0	0	0	5	2	1	5	0	
	Female	0	0	2	0	0	1	0	0	0	0	0	0	0	0	0	0	0	0	0	0	0	0	3	0	0	0	0	
18g - Synthetic Narcotics - Manufactured Narcotics Which Can Cause True Drug Addiction (Demerol, Methadones)	Male	0	0	0	0	0	0	0	0	0	0	0	0	0	0	2	0	0	0	0	0	0	0	2	2	0	0	0	
	Female	0	0	0	0	0	0	0	0	0	0	0	0	0	0	0	0	0	0	0	0	0	0	0	0	0	0	0	
18h - Other - Dangerous Nonnarcotic Drugs	Male	0	0	0	0	0	0	0	0	0	0	0	1	0	4	4	2	2	0	2	1	2	0	18	19	0	4	1	
	Female	0	0	1	0	0	0	0	0	0	0	0	1	0	1	0	1	1	0	1	0	0	0	6	0	0	0	0	
Gambling - Total	Male	0	0	0	0	0	0	0	0	0	0	0	0	0	0	0	0	0	0	0	0	0	0	0	0	0	0	0	



Arrestee Summary Report

Beginning Date: 10/01/2021

Ending Date: 10/31/2021

Classification of Offenses	Sex	Under 10	10-12	13-14	15	16	17	18	19	20	21	22	23	24	25-29	30-34	35-39	40-44	45-49	50-54	55-59	60-64	65 and Over	Total	White	Black	American Indian / Alaskan Native	Asian	Native Hawaiian / Other Pacific Islander
Gambling - Total	Female	0	0	0	0	0	0	0	0	0	0	0	0	0	0	0	0	0	0	0	0	0	0	0					
Bookmaking (Horse and Sport Book)	Male	0	0	0	0	0	0	0	0	0	0	0	0	0	0	0	0	0	0	0	0	0	0	0	0	0	0	0	0
	Female	0	0	0	0	0	0	0	0	0	0	0	0	0	0	0	0	0	0	0	0	0	0	0	0				
Numbers and Lottery	Male	0	0	0	0	0	0	0	0	0	0	0	0	0	0	0	0	0	0	0	0	0	0	0	0	0	0	0	0
	Female	0	0	0	0	0	0	0	0	0	0	0	0	0	0	0	0	0	0	0	0	0	0	0	0				
All Other Gambling	Male	0	0	0	0	0	0	0	0	0	0	0	0	0	0	0	0	0	0	0	0	0	0	0	0	0	0	0	0
	Female	0	0	0	0	0	0	0	0	0	0	0	0	0	0	0	0	0	0	0	0	0	0	0	0				
Offenses Against The Family and Children	Male	0	0	0	0	0	0	0	0	0	0	0	0	0	1	1	1	1	0	1	0	0	0	0	5	1	1	10	0
	Female	0	0	0	0	0	0	0	0	1	1	0	1	0	1	1	1	0	1	0	0	0	0	0	7				
Driving Under The Influence	Male	0	0	0	0	2	3	1	6	8	11	4	11	5	31	20	25	15	13	5	7	7	7	5	179	157	17	59	11
	Female	0	0	0	0	0	0	1	4	0	1	5	3	3	10	14	11	6	4	3	5	2	0	72					
Liquor Laws	Male	0	0	0	0	0	0	4	4	1	1	1	1	0	1	1	1	0	1	0	0	0	0	16	8	0	17	0	
	Female	0	0	1	0	0	0	1	0	2	0	0	0	0	1	2	0	0	2	0	0	0	0	9					
Drunkenness	Male	0	0	0	0	0	0	0	0	0	0	0	0	0	0	1	2	0	0	0	0	1	0	4	1	0	5	0	
	Female	0	0	0	0	0	0	0	0	0	0	0	0	0	0	0	0	1	0	0	0	1	0	2					
Disorderly Conduct	Male	0	0	0	0	0	0	0	1	0	0	0	1	1	4	5	11	6	3	0	2	1	0	35	14	1	33	2	
	Female	0	0	0	0	0	0	0	0	0	4	1	0	1	1	3	2	3	1	0	0	0	0	16					
Vagrancy	Male	0	0	0	0	0	0	0	0	0	0	0	0	0	0	0	0	0	0	0	0	0	0	0	0	0	0	0	
	Female	0	0	0	0	0	0	0	0	0	0	0	0	0	0	0	0	0	0	0	0	0	0	0					
All Other Offenses (Except Traffic)	Male	0	0	2	0	0	1	3	5	7	7	4	7	8	65	54	74	51	45	26	20	19	25	423	313	41	194	18	
	Female	0	0	1	1	0	0	1	0	0	7	2	8	7	35	27	28	21	1	11	5	3	3	161					
Suspicion	Male	0	0	0	0	0	0	0	0	0	0	0	0	0	0	0	0	0	0	0	0	0	0	0	0	0	0	0	
	Female	0	0	0	0	0	0	0	0	0	0	0	0	0	0	0	0	0	0	0	0	0	0	0					
Curfew and Loitering Law Violations	Male	0	0	0	0	0	0																	0	0	0	0	0	
	Female	0	0	0	0	0	0																	0					
Runaway	Male	0	0	0	0	0	0																	0	0	0	0	0	
	Female	0	0	0	0	0	0																	0					
Human Trafficking/Commercial Sex Acts	Male	0	0	0	0	0	0	0	0	0	0	0	0	0	0	0	0	0	0	0	0	0	0	0	0	0	0	0	
	Female	0	0	0	0	0	0	0	0	0	0	0	0	0	0	0	0	0	0	0	0	0	0	0					
Human Trafficking/Involuntary Servitude	Male	0	0	0	0	0	0	0	0	0	0	0	0	0	0	0	0	0	0	0	0	0	0	0	0	0	0	0	
	Female	0	0	0	0	0	0	0	0	0	0	0	0	0	0	0	0	0	0	0	0	0	0	0					
SUB TOTAL	Male	1	5	9	8	8	10	13	26	30	34	29	38	27	212	177	216	147	103	63	62	40	38	1,296					
	Female	0	3	9	6	1	6	7	8	15	24	13	19	20	93	80	79	55	20	29	19	11	6	523					
TOTAL		1	8	18	14	9	16	20	34	45	58	42	57	47	305	257	295	202	123	92	81	51	44	1,819	889	125	688	79	6



SRS Summary Report

Beginning Date: 10/01/2021

Ending Date: 10/31/2021

Return of Arson Offenses

Agency: ALASKA STATE TROOPERS; ANCHORAGE POLICE DEPARTMENT; BETHEL POLICE DEPARTMENT; BRISTOL BAY POLICE DEPARTMENT; CORDOVA POLICE DEPARTMENT; CRAIG POLICE DEPARTMENT; DILLINGHAM POLICE DEPARTMENT; FAIRBANKS AIRPORT POLICE; FAIRBANKS POLICE DEPARTMENT; HAINES POLICE DEPARTMENT; HOMER POLICE DEPARTMENT; JUNEAU POLICE DEPARTMENT; KENAI POLICE DEPARTMENT; KETCHIKAN POLICE DEPARTMENT; KODIAK POLICE DEPARTMENT; KOTZEBUE POLICE DEPARTMENT; NOME POLICE DEPARTMENT; NORTH POLE POLICE DEPARTMENT; NORTH SLOPE BROUGH POLICE DEPARTMENT; PALMER POLICE DEPARTMENT; PETERSBURG POLICE DEPARTMENT; SEWARD POLICE DEPARTMENT; SITKA POLICE DEPARTMENT; SKAGWAY POLICE DEPARTMENT; SOLDOTNA POLICE DEPARTMENT; UNALASKA POLICE DEPARTMENT; UNIVERSITY OF ALASKA ANCHORAGE; UNIVERSITY OF ALASKA FAIRBANKS; VALDEZ POLICE DEPARTMENT; WASILLA POLICE DEPARTMENT; WRANGELL POLICE DEPARTMENT

Property Classification	Offenses Reported	Unfounded	Actual Offenses	Offenses Cleared	Clearances Involving Under 18	Offenses-Uninhabited Structures	Est. Value of Property Damage
A. Single Occupancy Residential: Houses, Townhouses, Duplexes, etc.	2	0	2	2	0	0	407,176
B. Other Residential: Apartments, Tenements, Flats, Hotels, Motels, Inns, Dormitories, Boarding Houses, etc.	3	0	3	1	0	0	84,459
C. Storage: Barns, Garages, Warehouses, etc.	2	0	2	1	0	2	15,100
D. Industrial/Manufacturing	0	0	0	0	0	0	0
E. Other Commercial: Stores, Restaurants, Offices, etc.	1	0	1	0	0	0	1
F. Community/Public: Churches, Jails, Schools, Colleges, Hospitals, etc.	0	0	0	0	0	0	0
G. All Other Structure: Out Buildings, Monuments, Buildings Under Construction, etc.	0	0	0	0	0	0	0
TOTAL STRUCTURE	8	0	8	4	0	2	506,736
H. Motor Vehicles: Automobiles, Trucks, Buses, Motorcycles, etc.: UCR Definition	5	0	5	1	0	0	18,714
I. Other Mobile Property: Trailers, Recreational Vehicles, Airplanes, Boats, etc.	1	1	0	0	0	0	1,000



SRS Summary Report

Beginning Date: 10/01/2021

Ending Date: 10/31/2021

Property Classification	Offenses Reported	Unfounded	Actual Offenses	Offenses Cleared	Clearances Involving Under 18	Offenses-Uninhabited Structures	Est. Value of Property Damage
TOTAL MOBILE	6	1	5	1	0	0	19,714
J. TOTAL OTHER Crops, Timber, Fences, Signs, etc.	0	0	0	0	0	0	0
GRAND TOTAL	14	1	13	5	0	2	526,450



SRS Summary Report

Beginning Date: 11/01/2021

Ending Date: 11/30/2021

Return A

Agency: ALASKA STATE TROOPERS; ANCHORAGE POLICE DEPARTMENT; BETHEL POLICE DEPARTMENT; BRISTOL BAY POLICE DEPARTMENT; CORDOVA POLICE DEPARTMENT; CRAIG POLICE DEPARTMENT; DILLINGHAM POLICE DEPARTMENT; FAIRBANKS AIRPORT POLICE; FAIRBANKS POLICE DEPARTMENT; HAINES POLICE DEPARTMENT; HOMER POLICE DEPARTMENT; JUNEAU POLICE DEPARTMENT; KENAI POLICE DEPARTMENT; KETCHIKAN POLICE DEPARTMENT; KODIAK POLICE DEPARTMENT; KOTZEBUE POLICE DEPARTMENT; NOME POLICE DEPARTMENT; NORTH POLE POLICE DEPARTMENT; NORTH SLOPE BUROUGH POLICE DEPARTMENT; PALMER POLICE DEPARTMENT; PETERSBURG POLICE DEPARTMENT; SEWARD POLICE DEPARTMENT; SITKA POLICE DEPARTMENT; SKAGWAY POLICE DEPARTMENT; SOLDOTNA POLICE DEPARTMENT; UNALASKA POLICE DEPARTMENT; UNIVERSITY OF ALASKA ANCHORAGE; UNIVERSITY OF ALASKA FAIRBANKS; VALDEZ POLICE DEPARTMENT; WASILLA POLICE DEPARTMENT; WRANGELL POLICE DEPARTMENT

Classification of Offenses	Offenses Reported	Unfounded	Actual Offenses	Tot. Offenses Cleared	Clearances Involving Persons Under 18 Yr. of Age
Murder/NonNegligent Homicide(Total)	4	1	3	2	0
Manslaughter by Negligence(Total)	0	0	0	0	0
Rape(Total)	89	0	89	35	4
Rape	88	0	88	35	4
Attempted Rape	1	0	1	0	0
Robbery(Total)	36	0	36	23	0
Robbery - Firearm	5	0	5	2	0
Robbery - Knife or Cutting Instrument	3	0	3	4	0
Robbery - Other Dangerous Weapon	8	0	8	6	0
Robbery - StrongArm(Hands,Fists,Feet,etc)	20	0	20	11	0
Assault(Total)	1009	1	1008	647	84
Assault - Firearm	48	1	47	24	0
Assault - Knife or Cutting Instrument	63	0	63	51	4
Assault - Other Dangerous Weapon	88	0	88	58	8
Assault - StrongArm(Hands,Fists,Feet,etc)	74	0	74	53	6
Assault - Other(Simple, Not Aggravated)	736	0	736	461	66
Burglary(Total)	159	0	159	39	1
Burglary - Forcible Entry	103	0	103	21	1
Burglary - Unlawful Entry(No Force)	49	0	49	17	0
Burglary - Attempted Forcible Entry	7	0	7	1	0
Larceny(Total) - Theft(Excluding Motor Vehicles)	632	8	624	97	4
Motor Vehicle Theft(Total)	141	0	141	33	1
Motor Vehicle Theft - Autos	90	0	90	20	1
Motor Vehicle Theft - Trucks and Buses	43	0	43	12	0
Motor Vehicle Theft - Other Vehicles	8	0	8	1	0
Grand Total	2070	10	2060	876	94



SRS Summary Report

Beginning Date: 11/01/2021

Ending Date: 11/30/2021

Supplement Return A

Agency: ALASKA STATE TROOPERS; ANCHORAGE POLICE DEPARTMENT; BETHEL POLICE DEPARTMENT; BRISTOL BAY POLICE DEPARTMENT; CORDOVA POLICE DEPARTMENT; CRAIG POLICE DEPARTMENT; DILLINGHAM POLICE DEPARTMENT; FAIRBANKS AIRPORT POLICE; FAIRBANKS POLICE DEPARTMENT; HAINES POLICE DEPARTMENT; HOMER POLICE DEPARTMENT; JUNEAU POLICE DEPARTMENT; KENAI POLICE DEPARTMENT; KETCHIKAN POLICE DEPARTMENT; KODIAK POLICE DEPARTMENT; KOTZEBUE POLICE DEPARTMENT; NOME POLICE DEPARTMENT; NORTH POLE POLICE DEPARTMENT; NORTH SLOPE BUROUGH POLICE DEPARTMENT; PALMER POLICE DEPARTMENT; PETERSBURG POLICE DEPARTMENT; SEWARD POLICE DEPARTMENT; SITKA POLICE DEPARTMENT; SKAGWAY POLICE DEPARTMENT; SOLDOTNA POLICE DEPARTMENT; UNALASKA POLICE DEPARTMENT; UNIVERSITY OF ALASKA ANCHORAGE; UNIVERSITY OF ALASKA FAIRBANKS; VALDEZ POLICE DEPARTMENT; WASILLA POLICE DEPARTMENT; WRANGELL POLICE DEPARTMENT

Classification of Offenses	Actual Offenses	Value of Property
MURDER AND NONNEGLIGENT MANSLAUGHTER	3	0
RAPE	89	0
ROBBERY - HIGHWAY (streets, alleys, etc.)	12	5,054
COMMERCIAL HOUSE (except c, d, and f)	7	1,415
GAS OR SERVICE STATION	1	144
CONVENIENCE STORE	2	25
RESIDENCE	6	290
BANK	1	973
MISCELLANEOUS	7	1,053
TOTAL ROBBERY	36	8,954
BURGLARY - BREAKING OR ENTERING - RESIDENCE (dwelling) NIGHT (6 p.m. - 6 a.m.)	25	81,753
DAY (6 a.m. - 6 p.m.)	25	118,536
UNKNOWN	21	143,363
NON-RESIDENCE (store, office, etc.) NIGHT (6 p.m. - 6 a.m.)	36	70,942
DAY (6 a.m. - 6 p.m.)	30	120,441
UNKNOWN	22	58,326
TOTAL BURGLARY	159	593,361
LARCENY - THEFT (Except Motor Vehicle Theft) - \$200 AND OVER	300	611,730
\$50 TO \$199	133	14,168
UNDER \$50	191	2,251
TOTAL LARCENY (Same as Item 6x)	624	628,149
MOTOR VEHICLE THEFT (Include Alleged Joy Ride)	141	1,475,447
GRAND TOTAL - ALL ITEMS		2,705,911

Type of Property	Stolen	Recovered
Currency, Notes, Etc.	104,497	163,686
Jewelry and Precious Metals	81,517	1,078
Clothing and Furs	44,770	6,378
Locally Stolen Motor Vehicles	1,541,342	1,319,364
Office Equipment	94,124	5,731
Televisions, Radios, Stereos, Etc.	29,615	410
Firearms	54,335	2,354
Household Goods	34,993	2,961
Consumable Goods	28,612	1,920
Livestock	0	0
Miscellaneous	692,100	98,130
TOTAL	2,705,905	1,602,012

Grand Totals for 'Property Stolen by Type and Value' and 'Property Stolen by Classification' may not match due to NIBRS conversion specification set by the FBI.



SRS Summary Report

Beginning Date: 11/01/2021

Ending Date: 11/30/2021

Classification of Offenses	Actual Offenses	Value of Property
ADDITIONAL ANALYSIS OF LARCENY AND MOTOR VEHICLE THEFT - 6x. NATURE OF LARCENIES UNDER ITEM 6 (POCKET-PICKING)	3	1,198
PURSE-SNATCHING	0	0
SHOPLIFTING	190	56,478
FROM MOTOR VEHICLES (except e)	127	161,187
MOTOR VEHICLE PARTS AND ACCESSORIES	44	40,420
BICYCLES	12	14,269
FROM BUILDING (except c and h)	100	109,937
FROM ANY COIN-OPERATED MACHINES (parking meters,etc.)	1	1
ALL OTHER	147	244,659
TOTAL LARCENIES (Same as Item 6)	624	628,149
MOTOR VEHICLES RECOVERED (STOLEN LOCALLY AND RECOVERED LOCALLY)	75	
STOLEN LOCALLY AND RECOVERED BY OTHER JURISDICTIONS	2	
TOTAL LOCALLY STOLEN MOTOR VEHICLES RECOVERED	120	
STOLEN IN OTHER JURISDICTIONS AND RECOVERED LOCALLY	1	

Grand Totals for 'Property Stolen by Type and Value' and 'Property Stolen by Classification' may not match due to NIBRS conversion specification set by the FBI.



SRS Summary Report

Beginning Date: 11/01/2021

Ending Date: 11/30/2021

Law Enforcement Officers Killed or Assaulted

Agency: ALASKA STATE TROOPERS; ANCHORAGE POLICE DEPARTMENT; BETHEL POLICE DEPARTMENT; BRISTOL BAY POLICE DEPARTMENT; CORDOVA POLICE DEPARTMENT; CRAIG POLICE DEPARTMENT; DILLINGHAM POLICE DEPARTMENT; FAIRBANKS AIRPORT POLICE; FAIRBANKS POLICE DEPARTMENT; HAINES POLICE DEPARTMENT; HOMER POLICE DEPARTMENT; JUNEAU POLICE DEPARTMENT; KENAI POLICE DEPARTMENT; KETCHIKAN POLICE DEPARTMENT; KODIAK POLICE DEPARTMENT; KOTZEBUE POLICE DEPARTMENT; NOME POLICE DEPARTMENT; NORTH POLE POLICE DEPARTMENT; NORTH SLOPE BOROUGH POLICE DEPARTMENT; PALMER POLICE DEPARTMENT; PETERSBURG POLICE DEPARTMENT; SEWARD POLICE DEPARTMENT; SITKA POLICE DEPARTMENT; SKAGWAY POLICE DEPARTMENT; SOLDOTNA POLICE DEPARTMENT; UNALASKA POLICE DEPARTMENT; UNIVERSITY OF ALASKA ANCHORAGE; UNIVERSITY OF ALASKA FAIRBANKS; VALDEZ POLICE DEPARTMENT; WASILLA POLICE DEPARTMENT; WRANGELL POLICE DEPARTMENT

Police Officers Killed Feloniously	Police Officers Killed Accidentally
0	0

Type of Activity	Total Assaults by Weapon	Firearm	Knife or Other Cutting Instrum.	Other Dangerous Weapon	Hands Fists Feet etc.	Two Man Vehicle	One-Man Vehicle		Detective or Special Assign		Other		Police Assaults Cleared
							Alone	Assisted	Alone	Assisted	Alone	Assisted	
Responding to disturbance call (family quarrels, person with firearm, etc.)	14	0	0	0	14	0	0	10	0	4	0	0	14
Burglaries in progress or pursuing burglary suspects	0	0	0	0	0	0	0	0	0	0	0	0	0
Robberies in progress or pursuing robbery suspects	0	0	0	0	0	0	0	0	0	0	0	0	0
Attempting other arrests	20	0	6	0	14	1	0	19	0	0	0	0	20
Civil disorder (riot, mass disobedience, etc.)	0	0	0	0	0	0	0	0	0	0	0	0	0
Handling, transporting, custody of prisoners	9	0	0	0	9	1	2	6	0	0	0	0	9
Investigating suspicious persons or circumstances	4	0	0	2	2	1	1	2	0	0	0	0	3
Ambush - no warning	0	0	0	0	0	0	0	0	0	0	0	0	0
Handling persons with mental illness	5	0	0	0	5	0	1	4	0	0	0	0	4
Traffic pursuits and stops	6	0	0	4	2	0	3	2	0	1	0	0	6



SRS Summary Report

Beginning Date: 11/01/2021

Ending Date: 11/30/2021

Type of Activity	Total Assaults by Weapon	Firearm	Knife or Other Cutting Instrum.	Other Dangerous Weapon	Hands Fists Feet etc.	Two Man Vehicle	One-Man Vehicle		Detective or Special Assign		Other		Police Assaults Cleared
							Alone	Assisted	Alone	Assisted	Alone	Assisted	
All other	4	0	0	1	3	0	2	2	0	0	0	0	4
TOTAL	62	0	6	7	49	3	9	45	0	5	0	0	60
Number with personal injury	8	0	1	0	7	0	0	0	0	0	0	0	0
Number without personal injury	54	0	5	7	42	0	0	0	0	0	0	0	0

Time of assaults	12:01 - 2:00	2:01 - 4:00	4:01 - 6:00	6:01 - 8:00	8:01 - 10:00	10:01 - 12:00
Time of Assault AM	9	6	2	0	5	0
PM	11	11	2	7	3	6



Arrestee Summary Report

Beginning Date: 11/01/2021

Ending Date: 11/30/2021

Arrests by Age/Sex/Race

Agency: ALASKA STATE TROOPERS; ANCHORAGE POLICE DEPARTMENT; BETHEL POLICE DEPARTMENT; BRISTOL BAY POLICE DEPARTMENT; CORDOVA POLICE DEPARTMENT; CRAIG POLICE DEPARTMENT; DILLINGHAM POLICE DEPARTMENT; FAIRBANKS AIRPORT POLICE; FAIRBANKS POLICE DEPARTMENT; HAINES POLICE DEPARTMENT; HOMER POLICE DEPARTMENT; JUNEAU POLICE DEPARTMENT; KENAI POLICE DEPARTMENT; KETCHIKAN POLICE DEPARTMENT; KODIAK POLICE DEPARTMENT; KOTZEBUE POLICE DEPARTMENT; NOME POLICE DEPARTMENT; NORTH POLE POLICE DEPARTMENT; NORTH SLOPE BUROUGH POLICE DEPARTMENT; PALMER POLICE DEPARTMENT; PETERSBURG POLICE DEPARTMENT; SEWARD POLICE DEPARTMENT; SITKA POLICE DEPARTMENT; SKAGWAY POLICE DEPARTMENT; SOLDOTNA POLICE DEPARTMENT; UNALASKA POLICE DEPARTMENT; UNIVERSITY OF ALASKA ANCHORAGE; UNIVERSITY OF ALASKA FAIRBANKS; VALDEZ POLICE DEPARTMENT; WASILLA POLICE DEPARTMENT; WRANGELL POLICE DEPARTMENT

Offense: All

Classification of Offenses	Sex	Under 10	10-12	13-14	15	16	17	18	19	20	21	22	23	24	25-29	30-34	35-39	40-44	45-49	50-54	55-59	60-64	65 and Over	Total	White	Black	American Indian / Alaskan Native	Asian	Native Hawaiian / Other Pacific Islander
Murder and Nonnegligent Manslaughter	Male	0	0	0	0	0	0	0	0	0	0	0	0	0	0	0	0	1	0	0	0	0	0	1	1	0	0	0	
	Female	0	0	0	0	0	0	0	0	0	0	0	0	0	0	0	0	0	0	0	0	0	0	0	0				
Manslaughter by Negligence	Male	0	0	0	0	0	0	0	0	0	0	0	0	0	0	0	0	0	0	0	0	0	0	0	0	0	0	0	
	Female	0	0	0	0	0	0	0	0	0	0	0	0	0	0	0	0	0	0	0	0	0	0	0	0				
Rape	Male	0	0	0	0	2	0	1	1	0	0	4	0	0	3	3	2	1	0	0	0	0	0	17	6	4	7	0	
	Female	0	0	0	0	0	0	0	0	0	0	1	0	0	0	0	0	0	0	0	0	0	0	1					
Robbery	Male	0	0	0	0	0	0	0	0	0	0	0	1	1	5	5	3	1	1	0	0	0	0	17	8	3	8	1	
	Female	0	0	0	0	0	0	0	0	0	0	0	0	0	0	1	2	0	0	0	0	0	0	3					
Aggravated Assault (Return A - 4a-d)	Male	0	1	6	2	2	0	3	2	3	2	3	2	4	17	14	14	11	7	4	3	3	3	106	52	13	68	4	
	Female	0	1	3	0	1	0	1	1	2	0	1	2	0	4	5	2	1	4	2	0	1	0	31					
Burglary - Breaking or Entering	Male	0	0	0	0	0	0	0	0	0	0	0	3	1	2	3	7	2	2	0	1	2	0	23	18	3	9	2	
	Female	0	0	0	0	0	0	0	0	0	1	0	0	0	2	1	3	0	0	2	0	0	0	9					
Larceny-Theft (Except Motor Vehicle Theft)	Male	0	1	1	0	0	0	0	1	0	0	1	0	0	11	16	10	4	4	3	1	1	1	55	53	11	23	2	
	Female	0	0	1	0	1	1	3	1	0	0	0	3	0	8	2	9	2	3	1	0	0	0	35					
Motor Vehicle Theft	Male	0	0	0	0	0	0	0	0	2	0	2	1	1	3	5	0	0	1	1	1	1	0	18	15	2	11	2	
	Female	0	0	0	0	1	0	0	1	0	2	1	1	0	4	0	1	1	0	0	0	0	0	12					
Other Assaults (Return A - 4e)	Male	0	3	2	8	9	4	7	4	4	4	5	9	9	35	25	35	22	8	8	10	10	5	226	109	28	173	27	
	Female	0	2	11	10	0	3	2	2	5	3	2	5	1	19	12	15	5	5	4	5	2	3	116					
Arson	Male	0	0	0	0	0	0	0	0	0	0	0	0	0	0	0	0	1	0	0	0	0	0	1	0	0	1	0	
	Female	0	0	0	0	0	0	0	0	0	0	0	0	0	0	0	0	0	0	0	0	0	0	0					
Forgery and Counterfeiting	Male	0	0	0	0	0	0	0	0	0	0	0	0	0	0	0	0	0	0	0	0	0	0	0	0	1	0	1	
	Female	0	0	0	0	0	0	0	0	0	0	0	0	0	1	1	0	0	0	0	0	0	0	2					
Fraud	Male	0	0	0	1	0	0	1	0	0	0	0	0	0	1	1	0	0	0	0	0	0	0	4	4	1	5	2	
	Female	0	0	0	0	0	0	0	0	0	1	0	0	1	2	1	0	2	0	1	0	0	0	8					
Embezzlement	Male	0	0	0	0	0	0	0	0	0	0	0	0	0	0	0	0	0	0	0	0	0	0	0	0	0	0	0	
	Female	0	0	0	0	0	0	0	0	0	0	0	0	0	0	0	0	0	0	0	0	0	0	0					
Stolen Property; Buying, Receiving, Possessing	Male	0	0	0	0	0	0	0	0	0	0	0	0	0	0	2	0	0	0	0	0	0	0	2	1	0	0	1	
	Female	0	0	0	0	0	0	0	0	0	0	0	0	0	0	0	0	0	0	0	0	0	0	0					
Vandalism	Male	0	4	2	2	0	1	0	3	3	1	2	1	2	14	14	8	5	1	1	0	0	0	64	34	8	33	6	
	Female	0	0	2	0	0	1	0	1	2	1	1	0	0	3	6	0	2	0	0	0	0	0	19					
Weapons; Carrying, Possessing, etc.	Male	0	0	1	0	0	1	0	0	0	1	1	1	1	5	4	2	0	0	1	1	1	0	20	12	6	4	0	
	Female	0	0	0	1	0	0	0	0	0	0	0	0	0	0	0	1	0	0	0	0	0	0	2					
Prostitution and Commercialized Vice	Male	0	0	0	0	0	0	0	0	0	0	0	0	0	0	0	0	0	0	0	0	0	0	0	0	0	0	0	
	Female	0	0	0	0	0	0	0	0	0	0	0	0	0	0	0	0	0	0	0	0	0	0	0					



Arrestee Summary Report

Beginning Date: 11/01/2021

Ending Date: 11/30/2021

Classification of Offenses	Sex	Under 10	10-12	13-14	15	16	17	18	19	20	21	22	23	24	25-29	30-34	35-39	40-44	45-49	50-54	55-59	60-64	65 and Over	Total	White	Black	American Indian / Alaskan Native	Asian	Native Hawaiian / Other Pacific Islander
Prostitution	Male	0	0	0	0	0	0	0	0	0	0	0	0	0	0	0	0	0	0	0	0	0	0	0	0	0	0	0	
	Female	0	0	0	0	0	0	0	0	0	0	0	0	0	0	0	0	0	0	0	0	0	0	0	0	0	0	0	0
Assisting or Promoting Prostitution	Male	0	0	0	0	0	0	0	0	0	0	0	0	0	0	0	0	0	0	0	0	0	0	0	0	0	0	0	
	Female	0	0	0	0	0	0	0	0	0	0	0	0	0	0	0	0	0	0	0	0	0	0	0	0	0	0	0	0
Purchasing Prostitution	Male	0	0	0	0	0	0	0	0	0	0	0	0	0	0	0	0	0	0	0	0	0	0	0	0	0	0	0	
	Female	0	0	0	0	0	0	0	0	0	0	0	0	0	0	0	0	0	0	0	0	0	0	0	0	0	0	0	0
Sex Offenses (Except Rape and Prostitution)	Male	0	0	1	0	0	0	0	0	0	0	0	0	0	1	2	3	0	1	0	1	1	2	12	4	1	6	1	0
	Female	0	0	0	0	0	0	0	0	0	0	0	0	0	0	0	0	0	0	0	0	0	0	0	0	0	0	0	0
Drug Abuse Violations - Grand Total	Male	0	0	1	2	3	0	0	0	1	0	1	0	0	7	10	12	5	3	1	2	0	0	48	39	6	18	4	0
	Female	0	0	1	1	2	0	0	0	0	0	0	0	0	2	3	4	3	3	0	0	0	0	19					
(1) Sale/Manufacturing - Subtotal	Male	0	0	0	0	0	0	0	0	0	0	0	0	0	2	1	4	1	2	0	0	0	0	10	8	3	2	0	0
	Female	0	0	0	0	0	0	0	0	0	0	0	0	0	0	1	1	1	0	0	0	0	0	3					
18a - Opium/Cocaine	Male	0	0	0	0	0	0	0	0	0	0	0	0	0	0	0	1	1	1	0	0	0	0	3	4	0	1	0	0
	Female	0	0	0	0	0	0	0	0	0	0	0	0	0	0	0	1	0	1	0	0	0	0	2					
18b - Marijuana	Male	0	0	0	0	0	0	0	0	0	0	0	0	0	1	0	0	0	0	0	0	0	0	1	1	0	0	0	0
	Female	0	0	0	0	0	0	0	0	0	0	0	0	0	0	0	0	0	0	0	0	0	0	0	0	0	0	0	0
18c - Synthetic Narcotics - Manufactured Narcotics Which Can Cause True Drug Addiction (Demerol, Methadones)	Male	0	0	0	0	0	0	0	0	0	0	0	0	0	0	1	1	0	0	0	0	0	0	2	1	1	0	0	0
	Female	0	0	0	0	0	0	0	0	0	0	0	0	0	0	0	0	0	0	0	0	0	0	0	0	0	0	0	0
18d - Other - Dangerous Nonnarcotic Drugs (Barbiturates, Benzadrine)	Male	0	0	0	0	0	0	0	0	0	0	0	0	0	1	0	2	0	1	0	0	0	0	4	2	2	1	0	0
	Female	0	0	0	0	0	0	0	0	0	0	0	0	0	0	0	1	0	0	0	0	0	0	1					
(2) Possession - Subtotal	Male	0	0	1	2	3	0	0	0	1	0	1	0	0	5	9	8	4	1	1	2	0	0	38	31	3	16	4	0
	Female	0	0	1	1	2	0	0	0	0	0	0	0	0	2	3	3	2	2	0	0	0	0	16					
18e - Opium or Cocaine and Their Derivatives (Morphine, Heroin, Codeine)	Male	0	0	0	0	0	0	0	0	0	0	0	1	0	1	3	0	1	1	1	0	0	8	14	0	2	0	0	
	Female	0	0	0	0	0	0	0	0	0	0	0	0	0	2	2	2	0	2	0	0	0	0	8					
18f - Marijuana	Male	0	0	1	1	3	0	0	0	0	0	0	0	0	0	0	3	0	0	0	1	0	0	9	4	1	5	1	0
	Female	0	0	1	0	1	0	0	0	0	0	0	0	0	0	0	0	0	0	0	0	0	0	2					
18g - Synthetic Narcotics - Manufactured Narcotics Which Can Cause True Drug Addiction (Demerol, Methadones)	Male	0	0	0	0	0	0	0	0	1	0	0	0	0	0	0	0	0	0	0	0	0	0	1	3	0	0	0	0
	Female	0	0	0	0	0	0	0	0	0	0	0	0	0	0	1	1	0	0	0	0	0	0	2					
18h - Other - Dangerous Nonnarcotic Drugs	Male	0	0	0	1	0	0	0	0	0	0	0	0	0	4	6	5	3	0	0	1	0	0	20	10	2	9	3	0
	Female	0	0	0	1	1	0	0	0	0	0	0	0	0	1	0	1	0	0	0	0	0	0	4					
Gambling - Total	Male	0	0	0	0	0	0	0	0	0	0	0	0	0	0	0	0	0	0	0	0	0	0	0	0	0	0	0	0



Arrestee Summary Report

Beginning Date: 11/01/2021

Ending Date: 11/30/2021

Classification of Offenses	Sex	Under 10	10-12	13-14	15	16	17	18	19	20	21	22	23	24	25-29	30-34	35-39	40-44	45-49	50-54	55-59	60-64	65 and Over	Total	White	Black	American Indian / Alaskan Native	Asian	Native Hawaiian / Other Pacific Islander
Gambling - Total	Female	0	0	0	0	0	0	0	0	0	0	0	0	0	0	0	0	0	0	0	0	0	0	0					
Bookmaking (Horse and Sport Book)	Male	0	0	0	0	0	0	0	0	0	0	0	0	0	0	0	0	0	0	0	0	0	0	0	0	0	0	0	0
	Female	0	0	0	0	0	0	0	0	0	0	0	0	0	0	0	0	0	0	0	0	0	0	0	0				
Numbers and Lottery	Male	0	0	0	0	0	0	0	0	0	0	0	0	0	0	0	0	0	0	0	0	0	0	0	0	0	0	0	0
	Female	0	0	0	0	0	0	0	0	0	0	0	0	0	0	0	0	0	0	0	0	0	0	0	0				
All Other Gambling	Male	0	0	0	0	0	0	0	0	0	0	0	0	0	0	0	0	0	0	0	0	0	0	0	0	0	0	0	0
	Female	0	0	0	0	0	0	0	0	0	0	0	0	0	0	0	0	0	0	0	0	0	0	0	0				
Offenses Against The Family and Children	Male	0	0	0	0	0	0	0	0	0	0	0	0	0	0	1	0	1	0	0	0	0	0	0	2	0	0	7	0
	Female	0	0	0	0	0	0	0	0	0	0	0	0	1	1	2	1	1	0	0	0	0	0	0	6				
Driving Under The Influence	Male	0	0	1	0	0	1	1	4	1	1	4	4	5	27	21	23	16	7	6	6	5	3	136	108	14	63	10	2
	Female	0	0	0	0	0	0	2	1	0	0	2	1	4	16	11	10	3	6	4	2	2	3	67					
Liquor Laws	Male	0	0	2	1	1	1	0	0	0	0	0	0	0	0	0	0	0	0	1	0	0	0	6	9	0	4	0	
	Female	0	0	2	1	0	1	0	1	0	0	0	0	0	1	0	0	0	0	0	0	1	0	7					
Drunkenness	Male	0	0	0	0	0	0	0	0	0	0	0	0	0	0	0	1	0	0	0	0	0	0	1	0	1	2	0	
	Female	0	0	0	0	0	0	0	0	0	0	0	0	0	1	1	0	0	0	0	0	0	0	2					
Disorderly Conduct	Male	0	1	0	0	1	0	0	0	1	0	2	2	0	6	4	6	3	0	1	3	0	1	31	17	2	27	0	
	Female	0	0	1	0	0	0	0	0	0	0	0	0	0	1	4	3	1	0	3	2	0	0	15					
Vagrancy	Male	0	0	0	0	0	0	0	0	0	0	0	0	0	0	0	0	0	0	0	0	0	0	0	0	0	0	0	
	Female	0	0	0	0	0	0	0	0	0	0	0	0	0	0	0	0	0	0	0	0	0	0	0					
All Other Offenses (Except Traffic)	Male	0	2	1	1	1	0	3	3	2	5	1	2	5	45	61	52	41	23	18	21	17	10	314	202	34	153	17	
	Female	0	0	0	0	1	1	1	1	0	0	3	3	2	24	25	14	13	2	6	4	1	4	105					
Suspicion	Male	0	0	0	0	0	0	0	0	0	0	0	0	0	0	0	0	0	0	0	0	0	0	0	0	0	0	0	
	Female	0	0	0	0	0	0	0	0	0	0	0	0	0	0	0	0	0	0	0	0	0	0	0					
Curfew and Loitering Law Violations	Male	0	0	0	0	0	0																	0	0	0	0	0	
	Female	0	0	0	0	0	0																	0					
Runaway	Male	0	0	0	0	0	0																	0	0	0	0	0	
	Female	0	0	0	0	0	0																	0					
Human Trafficking/Commercial Sex Acts	Male	0	0	0	0	0	0	0	0	0	0	0	0	0	0	0	0	0	0	0	0	0	0	0	0	0	0	0	
	Female	0	0	0	0	0	0	0	0	0	0	0	0	0	0	0	0	0	0	0	0	0	0	0					
Human Trafficking/Involuntary Servitude	Male	0	0	0	0	0	0	0	0	0	0	0	0	0	0	0	0	0	0	0	0	0	0	0	0	0	0	0	
	Female	0	0	0	0	0	0	0	0	0	0	0	0	0	0	0	0	0	0	0	0	0	0	0					
SUB TOTAL	Male	0	12	18	17	19	8	16	18	17	14	26	26	29	182	191	178	114	58	45	50	41	25	1,104					
	Female	0	3	21	13	6	7	9	9	9	8	11	16	11	91	75	64	33	20	23	13	7	10	459					
TOTAL		0	15	39	30	25	15	25	27	26	22	37	42	40	273	266	242	147	78	68	63	48	35	1,563	693	137	623	79	6



SRS Summary Report

Beginning Date: 11/01/2021

Ending Date: 11/30/2021

Return of Arson Offenses

Agency: ALASKA STATE TROOPERS; ANCHORAGE POLICE DEPARTMENT; BETHEL POLICE DEPARTMENT; BRISTOL BAY POLICE DEPARTMENT; CORDOVA POLICE DEPARTMENT; CRAIG POLICE DEPARTMENT; DILLINGHAM POLICE DEPARTMENT; FAIRBANKS AIRPORT POLICE; FAIRBANKS POLICE DEPARTMENT; HAINES POLICE DEPARTMENT; HOMER POLICE DEPARTMENT; JUNEAU POLICE DEPARTMENT; KENAI POLICE DEPARTMENT; KETCHIKAN POLICE DEPARTMENT; KODIAK POLICE DEPARTMENT; KOTZEBUE POLICE DEPARTMENT; NOME POLICE DEPARTMENT; NORTH POLE POLICE DEPARTMENT; NORTH SLOPE BROUGH POLICE DEPARTMENT; PALMER POLICE DEPARTMENT; PETERSBURG POLICE DEPARTMENT; SEWARD POLICE DEPARTMENT; SITKA POLICE DEPARTMENT; SKAGWAY POLICE DEPARTMENT; SOLDOTNA POLICE DEPARTMENT; UNALASKA POLICE DEPARTMENT; UNIVERSITY OF ALASKA ANCHORAGE; UNIVERSITY OF ALASKA FAIRBANKS; VALDEZ POLICE DEPARTMENT; WASILLA POLICE DEPARTMENT; WRANGELL POLICE DEPARTMENT

Property Classification	Offenses Reported	Unfounded	Actual Offenses	Offenses Cleared	Clearances Involving Under 18	Offenses-Uninhabited Structures	Est. Value of Property Damage
A. Single Occupancy Residential: Houses, Townhouses, Duplexes, etc.	0	0	0	1	0	0	0
B. Other Residential: Apartments, Tenements, Flats, Hotels, Motels, Inns, Dormitories, Boarding Houses, etc.	1	0	1	0	0	0	500,000
C. Storage: Barns, Garages, Warehouses, etc.	0	0	0	0	0	0	0
D. Industrial/Manufacturing	0	0	0	0	0	0	0
E. Other Commercial: Stores, Restaurants, Offices, etc.	2	0	2	1	0	0	6,461
F. Community/Public: Churches, Jails, Schools, Colleges, Hospitals, etc.	0	0	0	0	0	0	0
G. All Other Structure: Out Buildings, Monuments, Buildings Under Construction, etc.	2	0	2	0	0	0	425
TOTAL STRUCTURE	5	0	5	2	0	0	506,886
H. Motor Vehicles: Automobiles, Trucks, Buses, Motorcycles, etc.: UCR Definition	3	0	3	1	0	0	6,659
I. Other Mobile Property: Trailers, Recreational Vehicles, Airplanes, Boats, etc.	1	0	1	0	0	0	37,000



SRS Summary Report

Beginning Date: 11/01/2021

Ending Date: 11/30/2021

Property Classification	Offenses Reported	Unfounded	Actual Offenses	Offenses Cleared	Clearances Involving Under 18	Offenses-Uninhabited Structures	Est. Value of Property Damage
TOTAL MOBILE	4	0	4	1	0	0	43,659
J. TOTAL OTHER Crops, Timber, Fences, Signs, etc.	2	0	2	1	1	0	2,500
GRAND TOTAL	11	0	11	4	1	0	553,045



SRS Summary Report

Beginning Date: 12/01/2021

Ending Date: 12/31/2021

Return A

Agency: ALASKA STATE TROOPERS; ANCHORAGE POLICE DEPARTMENT; BETHEL POLICE DEPARTMENT; BRISTOL BAY POLICE DEPARTMENT; CORDOVA POLICE DEPARTMENT; CRAIG POLICE DEPARTMENT; DILLINGHAM POLICE DEPARTMENT; FAIRBANKS AIRPORT POLICE; FAIRBANKS POLICE DEPARTMENT; HAINES POLICE DEPARTMENT; HOMER POLICE DEPARTMENT; JUNEAU POLICE DEPARTMENT; KENAI POLICE DEPARTMENT; KETCHIKAN POLICE DEPARTMENT; KODIAK POLICE DEPARTMENT; KOTZEBUE POLICE DEPARTMENT; NOME POLICE DEPARTMENT; NORTH POLE POLICE DEPARTMENT; NORTH SLOPE BUREAU POLICE DEPARTMENT; PALMER POLICE DEPARTMENT; PETERSBURG POLICE DEPARTMENT; SEWARD POLICE DEPARTMENT; SITKA POLICE DEPARTMENT; SKAGWAY POLICE DEPARTMENT; SOLDOTNA POLICE DEPARTMENT; UNALASKA POLICE DEPARTMENT; UNIVERSITY OF ALASKA ANCHORAGE; UNIVERSITY OF ALASKA FAIRBANKS; VALDEZ POLICE DEPARTMENT; WASILLA POLICE DEPARTMENT; WRANGELL POLICE DEPARTMENT

Classification of Offenses	Offenses Reported	Unfounded	Actual Offenses	Tot. Offenses Cleared	Clearances Involving Persons Under 18 Yr. of Age
Murder/NonNegligent Homicide(Total)	3	0	3	4	0
Manslaughter by Negligence(Total)	1	0	1	0	0
Rape(Total)	95	0	95	23	2
Rape	91	0	91	20	2
Attempted Rape	4	0	4	3	0
Robbery(Total)	44	0	44	15	2
Robbery - Firearm	24	0	24	6	0
Robbery - Knife or Cutting Instrument	3	0	3	2	0
Robbery - Other Dangerous Weapon	4	0	4	1	1
Robbery - StrongArm(Hands,Fists,Feet,etc)	13	0	13	6	1
Assault(Total)	1044	2	1042	663	51
Assault - Firearm	64	0	64	39	0
Assault - Knife or Cutting Instrument	46	0	46	35	1
Assault - Other Dangerous Weapon	113	0	113	76	0
Assault - StrongArm(Hands,Fists,Feet,etc)	60	0	60	50	1
Assault - Other(Simple, Not Aggravated)	761	2	759	463	49
Burglary(Total)	141	1	140	38	3
Burglary - Forcible Entry	79	1	78	17	2
Burglary - Unlawful Entry(No Force)	53	0	53	19	0
Burglary - Attempted Forcible Entry	9	0	9	2	1
Larceny(Total) - Theft(Excluding Motor Vehicles)	600	1	599	89	5
Motor Vehicle Theft(Total)	172	5	167	37	4
Motor Vehicle Theft - Autos	115	4	111	31	4
Motor Vehicle Theft - Trucks and Buses	48	1	47	6	0
Motor Vehicle Theft - Other Vehicles	9	0	9	0	0
Grand Total	2100	9	2091	869	67



SRS Summary Report

Beginning Date: 12/01/2021

Ending Date: 12/31/2021

Supplement Return A

Agency: ALASKA STATE TROOPERS; ANCHORAGE POLICE DEPARTMENT; BETHEL POLICE DEPARTMENT; BRISTOL BAY POLICE DEPARTMENT; CORDOVA POLICE DEPARTMENT; CRAIG POLICE DEPARTMENT; DILLINGHAM POLICE DEPARTMENT; FAIRBANKS AIRPORT POLICE; FAIRBANKS POLICE DEPARTMENT; HAINES POLICE DEPARTMENT; HOMER POLICE DEPARTMENT; JUNEAU POLICE DEPARTMENT; KENAI POLICE DEPARTMENT; KETCHIKAN POLICE DEPARTMENT; KODIAK POLICE DEPARTMENT; KOTZEBUE POLICE DEPARTMENT; NOME POLICE DEPARTMENT; NORTH POLE POLICE DEPARTMENT; NORTH SLOPE BUREAU POLICE DEPARTMENT; PALMER POLICE DEPARTMENT; PETERSBURG POLICE DEPARTMENT; SEWARD POLICE DEPARTMENT; SITKA POLICE DEPARTMENT; SKAGWAY POLICE DEPARTMENT; SOLDOTNA POLICE DEPARTMENT; UNALASKA POLICE DEPARTMENT; UNIVERSITY OF ALASKA ANCHORAGE; UNIVERSITY OF ALASKA FAIRBANKS; VALDEZ POLICE DEPARTMENT; WASILLA POLICE DEPARTMENT; WRANGELL POLICE DEPARTMENT

Classification of Offenses	Actual Offenses	Value of Property
MURDER AND NONNEGLIGENT MANSLAUGHTER	3	0
RAPE	95	62
ROBBERY - HIGHWAY (streets, alleys, etc.)	7	6,334
COMMERCIAL HOUSE (except c, d, and f)	12	21,610
GAS OR SERVICE STATION	5	12,176
CONVENIENCE STORE	2	768
RESIDENCE	9	8,608
BANK	1	0
MISCELLANEOUS	8	3,183
TOTAL ROBBERY	44	52,679
BURGLARY - BREAKING OR ENTERING - RESIDENCE (dwelling) NIGHT (6 p.m. - 6 a.m.)	27	429,228
DAY (6 a.m. - 6 p.m.)	29	77,096
UNKNOWN	20	90,864
NON-RESIDENCE (store, office, etc.) NIGHT (6 p.m. - 6 a.m.)	25	94,097
DAY (6 a.m. - 6 p.m.)	28	27,351
UNKNOWN	11	174,294
TOTAL BURGLARY	140	892,930
LARCENY - THEFT (Except Motor Vehicle Theft) - \$200 AND OVER	307	376,391
\$50 TO \$199	119	12,290
UNDER \$50	173	1,873
TOTAL LARCENY (Same as Item 6x)	599	390,554
MOTOR VEHICLE THEFT (Include Alleged Joy Ride)	167	1,816,246
GRAND TOTAL - ALL ITEMS		3,152,471

Type of Property	Stolen	Recovered
Currency, Notes, Etc.	528,823	3,371
Jewelry and Precious Metals	31,540	3,135
Clothing and Furs	66,642	4,093
Locally Stolen Motor Vehicles	1,983,245	1,563,549
Office Equipment	61,629	3,817
Televisions, Radios, Stereos, Etc.	59,399	5,002
Firearms	39,142	4,102
Household Goods	33,043	4,089
Consumable Goods	28,120	10,488
Livestock	0	0
Miscellaneous	320,891	47,230
TOTAL	3,152,474	1,648,876

Grand Totals for 'Property Stolen by Type and Value' and 'Property Stolen by Classification' may not match due to NIBRS conversion specification set by the FBI.



SRS Summary Report

Beginning Date: 12/01/2021

Ending Date: 12/31/2021

Classification of Offenses	Actual Offenses	Value of Property
ADDITIONAL ANALYSIS OF LARCENY AND MOTOR VEHICLE THEFT - 6x. NATURE OF LARCENIES UNDER ITEM 6 (POCKET-PICKING)	2	51
PURSE-SNATCHING	1	114
SHOPLIFTING	129	34,431
FROM MOTOR VEHICLES (except e)	126	90,566
MOTOR VEHICLE PARTS AND ACCESSORIES	35	25,522
BICYCLES	7	10,085
FROM BUILDING (except c and h)	126	68,359
FROM ANY COIN-OPERATED MACHINES (parking meters,etc.)	4	53
ALL OTHER	169	161,373
TOTAL LARCENIES (Same as Item 6)	599	390,554
MOTOR VEHICLES RECOVERED (STOLEN LOCALLY AND RECOVERED LOCALLY)	101	
STOLEN LOCALLY AND RECOVERED BY OTHER JURISDICTIONS	4	
TOTAL LOCALLY STOLEN MOTOR VEHICLES RECOVERED	137	
STOLEN IN OTHER JURISDICTIONS AND RECOVERED LOCALLY	3	

Grand Totals for 'Property Stolen by Type and Value' and 'Property Stolen by Classification' may not match due to NIBRS conversion specification set by the FBI.



SRS Summary Report

Beginning Date: 12/01/2021

Ending Date: 12/31/2021

Law Enforcement Officers Killed or Assaulted

Agency: All

Police Officers Killed Feloniously	Police Officers Killed Accidentally
0	0

Type of Activity	Total Assaults by Weapon	Firearm	Knife or Other Cutting Instrum.	Other Dangerous Weapon	Hands Fists Feet etc.	Two Man Vehicle	One-Man Vehicle		Detective or Special Assign		Other		Police Assaults Cleared
							Alone	Assisted	Alone	Assisted	Alone	Assisted	
Responding to disturbance call (family quarrels, person with firearm, etc.)	13	0	0	1	12	0	1	12	0	0	0	0	13
Burglaries in progress or pursuing burglary suspects	0	0	0	0	0	0	0	0	0	0	0	0	0
Robberies in progress or pursuing robbery suspects	0	0	0	0	0	0	0	0	0	0	0	0	0
Attempting other arrests	32	5	0	3	24	3	2	26	0	1	0	0	32
Civil disorder (riot, mass disobedience, etc.)	0	0	0	0	0	0	0	0	0	0	0	0	0
Handling, transporting, custody of prisoners	5	0	0	0	5	0	1	4	0	0	0	0	5
Investigating suspicious persons or circumstances	9	0	0	1	8	2	2	5	0	0	0	0	9
Ambush - no warning	0	0	0	0	0	0	0	0	0	0	0	0	0
Handling persons with mental illness	1	0	0	0	1	0	1	0	0	0	0	0	1
Traffic pursuits and stops	3	0	0	1	2	0	0	3	0	0	0	0	2
All other	4	0	0	2	2	0	1	3	0	0	0	0	4
TOTAL	67	5	0	8	54	5	8	53	0	1	0	0	66
Number with personal injury	10	0	0	2	8	0	0	0	0	0	0	0	0



SRS Summary Report

Beginning Date: 12/01/2021

Ending Date: 12/31/2021

Type of Activity	Total Assaults by Weapon	Firearm	Knife or Other Cutting Instrum.	Other Dangerous Weapon	Hands Fists Feet etc.	Two Man Vehicle	One-Man Vehicle		Detective or Special Assign		Other		Police Assaults Cleared
							Alone	Assisted	Alone	Assisted	Alone	Assisted	
Number without personal injury	57	5	0	6	46	0	0	0	0	0	0	0	0

Time of assaults	12:01 - 2:00	2:01 - 4:00	4:01 - 6:00	6:01 - 8:00	8:01 - 10:00	10:01 - 12:00
Time of Assault AM	12	4	3	1	3	1
PM	4	10	9	7	7	6



Arrestee Summary Report

Beginning Date: 12/01/2021

Ending Date: 12/31/2021

Arrests by Age/Sex/Race

Agency: ALASKA STATE TROOPERS; ANCHORAGE POLICE DEPARTMENT; BETHEL POLICE DEPARTMENT; BRISTOL BAY POLICE DEPARTMENT; CORDOVA POLICE DEPARTMENT; CRAIG POLICE DEPARTMENT; DILLINGHAM POLICE DEPARTMENT; FAIRBANKS AIRPORT POLICE; FAIRBANKS POLICE DEPARTMENT; HAINES POLICE DEPARTMENT; HOMER POLICE DEPARTMENT; JUNEAU POLICE DEPARTMENT; KENAI POLICE DEPARTMENT; KETCHIKAN POLICE DEPARTMENT; KODIAK POLICE DEPARTMENT; KOTZEBUE POLICE DEPARTMENT; NOME POLICE DEPARTMENT; NORTH POLE POLICE DEPARTMENT; NORTH SLOPE BUROUGH POLICE DEPARTMENT; PALMER POLICE DEPARTMENT; PETERSBURG POLICE DEPARTMENT; SEWARD POLICE DEPARTMENT; SITKA POLICE DEPARTMENT; SKAGWAY POLICE DEPARTMENT; SOLDOTNA POLICE DEPARTMENT; UNALASKA POLICE DEPARTMENT; UNIVERSITY OF ALASKA ANCHORAGE; UNIVERSITY OF ALASKA FAIRBANKS; VALDEZ POLICE DEPARTMENT; WASILLA POLICE DEPARTMENT; WRANGELL POLICE DEPARTMENT

Offense: All

Classification of Offenses	Sex	Under 10	10-12	13-14	15	16	17	18	19	20	21	22	23	24	25-29	30-34	35-39	40-44	45-49	50-54	55-59	60-64	65 and Over	Total	White	Black	American Indian / Alaskan Native	Asian	Native Hawaiian / Other Pacific Islander
Murder and Nonnegligent Manslaughter	Male	0	0	0	0	0	0	0	0	0	0	0	0	0	0	1	2	1	0	0	0	0	0	4	0	2	3	0	0
	Female	0	0	0	0	0	0	0	0	0	0	0	0	0	0	1	0	0	0	0	0	0	0	0	1				
Manslaughter by Negligence	Male	0	0	0	0	0	0	0	0	0	0	0	0	0	0	0	0	0	0	0	0	0	0	0	0	0	0	0	0
	Female	0	0	0	0	0	0	0	0	0	0	0	0	0	0	0	0	0	0	0	0	0	0	0	0	0	0	0	0
Rape	Male	0	0	1	0	1	1	1	0	0	2	0	0	1	3	0	4	3	0	1	0	1	0	19	5	3	11	0	0
	Female	0	0	0	0	0	0	0	0	0	0	0	0	0	0	0	0	0	0	0	0	0	0	0	0	0	0	0	
Robbery	Male	0	0	0	0	1	1	0	0	0	0	0	0	0	5	1	4	0	1	0	0	0	0	13	6	1	5	2	0
	Female	0	0	0	0	0	0	0	0	0	0	0	0	0	1	0	0	0	0	0	0	0	0	1					
Aggravated Assault (Return A - 4a-d)	Male	0	0	0	0	2	0	1	0	2	5	5	2	5	17	16	21	13	8	7	7	2	2	115	61	18	71	7	0
	Female	0	0	0	0	0	0	1	0	0	1	0	1	4	4	5	11	7	2	2	2	2	0	42					
Burglary - Breaking or Entering	Male	0	0	2	2	3	1	1	0	0	1	0	0	2	2	9	6	1	0	0	0	0	1	31	17	4	14	0	0
	Female	0	0	1	0	0	0	0	0	0	0	0	0	0	0	1	1	0	0	0	0	0	1	4					
Larceny-Theft (Except Motor Vehicle Theft)	Male	0	1	4	0	1	0	0	0	0	0	0	1	0	3	8	9	6	2	2	3	2	1	43	37	5	20	2	0
	Female	0	0	0	0	0	0	0	0	1	0	0	0	2	4	3	6	3	0	3	1	0	0	23					
Motor Vehicle Theft	Male	0	1	2	0	0	0	0	0	1	1	0	1	0	6	4	1	2	3	2	0	0	0	24	15	3	12	3	0
	Female	0	0	0	0	0	0	0	1	0	2	1	1	0	2	2	0	0	1	0	0	0	0	10					
Other Assaults (Return A - 4e)	Male	0	2	8	2	2	1	4	5	3	8	4	3	3	31	43	32	20	9	14	8	8	7	217	136	25	170	12	1
	Female	0	1	5	3	7	3	1	3	3	6	3	5	4	18	17	18	13	10	3	4	1	1	129					
Arson	Male	0	0	0	1	0	0	0	0	0	0	0	0	0	0	1	0	0	0	0	0	0	0	2	2	0	0	0	0
	Female	0	0	0	0	0	0	0	0	0	0	0	0	0	0	0	0	0	0	0	0	0	0	0	0	0	0	0	0
Forgery and Counterfeiting	Male	0	0	0	0	0	0	0	0	0	0	0	0	0	0	0	0	0	0	0	0	0	0	0	2	2	0	0	0
	Female	0	0	0	0	0	0	0	0	0	0	0	1	0	0	0	0	1	0	0	0	0	0	2					
Fraud	Male	0	0	0	0	0	0	0	0	0	0	0	0	0	0	0	1	1	0	0	0	0	0	2	2	2	0	0	0
	Female	0	0	0	0	0	0	0	0	0	0	0	0	0	0	1	1	0	0	0	0	0	0	2					
Embezzlement	Male	0	0	0	0	0	0	0	0	0	0	1	0	0	0	0	0	0	0	0	0	0	0	1	1	0	0	0	0
	Female	0	0	0	0	0	0	0	0	0	0	0	0	0	0	0	0	0	0	0	0	0	0	0	0	0	0	0	0
Stolen Property; Buying, Receiving, Possessing	Male	0	0	0	0	0	0	0	0	0	0	0	0	0	2	0	0	1	0	0	0	0	0	3	2	2	0	1	0
	Female	0	0	0	0	0	0	0	0	0	0	0	0	0	2	0	0	0	0	0	0	0	0	2					
Vandalism	Male	0	1	1	1	3	1	1	1	1	2	1	0	1	14	9	5	4	2	2	1	3	0	54	32	13	21	3	1
	Female	0	0	0	0	0	1	0	0	0	1	1	1	1	2	3	1	2	2	1	0	0	0	16					
Weapons; Carrying, Possessing, etc.	Male	0	0	0	0	1	0	0	0	0	1	0	0	0	1	2	3	2	1	0	0	0	1	12	7	2	1	2	0
	Female	0	0	0	0	0	0	0	0	0	0	0	0	0	0	0	0	0	0	0	0	0	0	0	0	0	0	0	0
Prostitution and Commercialized Vice	Male	0	0	0	0	0	0	0	0	0	0	0	0	0	0	0	0	0	0	0	0	0	0	0	0	0	0	0	0
	Female	0	0	0	0	0	0	0	0	0	0	0	0	0	0	0	0	0	0	0	0	0	0	0	0	0	0	0	0



Arrestee Summary Report

Beginning Date: 12/01/2021

Ending Date: 12/31/2021

Classification of Offenses	Sex	Under 10	10-12	13-14	15	16	17	18	19	20	21	22	23	24	25-29	30-34	35-39	40-44	45-49	50-54	55-59	60-64	65 and Over	Total	White	Black	American Indian / Alaskan Native	Asian	Native Hawaiian / Other Pacific Islander
Prostitution	Male	0	0	0	0	0	0	0	0	0	0	0	0	0	0	0	0	0	0	0	0	0	0	0	0	0	0	0	0
	Female	0	0	0	0	0	0	0	0	0	0	0	0	0	0	0	0	0	0	0	0	0	0	0	0	0	0	0	0
Assisting or Promoting Prostitution	Male	0	0	0	0	0	0	0	0	0	0	0	0	0	0	0	0	0	0	0	0	0	0	0	0	0	0	0	0
	Female	0	0	0	0	0	0	0	0	0	0	0	0	0	0	0	0	0	0	0	0	0	0	0	0	0	0	0	0
Purchasing Prostitution	Male	0	0	0	0	0	0	0	0	0	0	0	0	0	0	0	0	0	0	0	0	0	0	0	0	0	0	0	0
	Female	0	0	0	0	0	0	0	0	0	0	0	0	0	0	0	0	0	0	0	0	0	0	0	0	0	0	0	0
Sex Offenses (Except Rape and Prostitution)	Male	0	0	0	0	0	0	0	0	1	0	1	0	0	0	1	1	2	1	0	1	1	2	11	4	0	6	0	0
	Female	0	0	0	0	0	0	0	0	0	0	0	0	0	0	0	0	0	0	0	0	0	0	0	0	0	0	0	0
Drug Abuse Violations - Grand Total	Male	0	0	1	1	0	0	1	0	5	2	1	1	2	10	8	14	2	1	2	2	1	0	54	49	8	23	6	0
	Female	0	0	0	1	2	0	0	2	0	0	0	1	1	5	4	9	4	2	1	1	0	0	33					
(1) Sale/Manufacturing - Subtotal	Male	0	0	0	0	0	0	0	0	1	1	0	0	1	0	2	5	0	0	0	2	1	0	13	12	2	6	3	0
	Female	0	0	0	0	0	0	0	0	0	0	0	0	0	2	1	4	1	1	1	0	0	0	10					
18a - Opium/Cocaine	Male	0	0	0	0	0	0	0	0	1	1	0	0	1	0	2	2	0	0	0	1	1	0	9	7	2	4	1	0
	Female	0	0	0	0	0	0	0	0	0	0	0	0	0	0	0	4	0	1	0	0	0	0	5					
18b - Marijuana	Male	0	0	0	0	0	0	0	0	0	0	0	0	0	0	0	0	0	0	0	0	0	0	0	0	0	0	0	0
	Female	0	0	0	0	0	0	0	0	0	0	0	0	0	0	0	0	0	0	0	0	0	0	0	0	0	0	0	0
18c - Synthetic Narcotics - Manufactured Narcotics Which Can Cause True Drug Addiction (Demerol, Methadones)	Male	0	0	0	0	0	0	0	0	0	0	0	0	0	0	0	1	0	0	0	0	0	0	1	3	0	0	0	0
	Female	0	0	0	0	0	0	0	0	0	0	0	0	0	1	0	0	0	0	0	1	0	0	2					
18d - Other - Dangerous Nonnarcotic Drugs (Barbiturates, Benzadrine)	Male	0	0	0	0	0	0	0	0	0	0	0	0	0	0	0	2	0	0	0	1	0	0	3	2	0	2	2	0
	Female	0	0	0	0	0	0	0	0	0	0	0	0	0	1	1	0	1	0	0	0	0	0	3					
(2) Possession - Subtotal	Male	0	0	1	1	0	0	1	0	4	1	1	1	1	10	6	9	2	1	2	0	0	0	41	37	6	17	3	0
	Female	0	0	0	1	2	0	0	2	0	0	0	1	1	3	3	5	3	1	0	1	0	0	23					
18e - Opium or Cocaine and Their Derivatives (Morphine, Heroin, Codeine)	Male	0	0	0	0	0	0	0	0	0	1	0	1	1	3	1	2	1	1	0	0	0	0	11	12	1	4	1	0
	Female	0	0	0	0	0	0	0	2	0	0	0	0	0	1	1	2	0	0	0	1	0	0	7					
18f - Marijuana	Male	0	0	0	1	0	0	1	0	0	0	0	0	0	0	0	1	0	0	0	0	0	0	3	3	1	1	0	0
	Female	0	0	0	1	2	0	0	0	0	0	0	0	0	0	0	0	0	0	0	0	0	0	3					
18g - Synthetic Narcotics - Manufactured Narcotics Which Can Cause True Drug Addiction (Demerol, Methadones)	Male	0	0	0	0	0	0	0	0	0	0	0	0	0	1	2	0	0	0	0	0	0	0	3	2	0	1	0	0
	Female	0	0	0	0	0	0	0	0	0	0	0	0	0	0	0	0	0	0	0	0	0	0	0	0	0	0	0	0
18h - Other - Dangerous Nonnarcotic Drugs	Male	0	0	1	0	0	0	0	0	4	0	1	0	0	6	3	6	1	0	2	0	0	0	24	20	4	11	2	0
	Female	0	0	0	0	0	0	0	0	0	0	0	1	1	2	2	3	3	1	0	0	0	0	13					
Gambling - Total	Male	0	0	0	0	0	0	0	0	0	0	0	0	0	0	0	0	0	0	0	0	0	0	0	0	0	0	0	0



Arrestee Summary Report

Beginning Date: 12/01/2021

Ending Date: 12/31/2021

Classification of Offenses	Sex	Under 10	10-12	13-14	15	16	17	18	19	20	21	22	23	24	25-29	30-34	35-39	40-44	45-49	50-54	55-59	60-64	65 and Over	Total	White	Black	American Indian / Alaskan Native	Asian	Native Hawaiian / Other Pacific Islander	
Gambling - Total	Female	0	0	0	0	0	0	0	0	0	0	0	0	0	0	0	0	0	0	0	0	0	0	0						
Bookmaking (Horse and Sport Book)	Male	0	0	0	0	0	0	0	0	0	0	0	0	0	0	0	0	0	0	0	0	0	0	0	0	0	0	0	0	
	Female	0	0	0	0	0	0	0	0	0	0	0	0	0	0	0	0	0	0	0	0	0	0	0	0					
Numbers and Lottery	Male	0	0	0	0	0	0	0	0	0	0	0	0	0	0	0	0	0	0	0	0	0	0	0	0	0	0	0	0	
	Female	0	0	0	0	0	0	0	0	0	0	0	0	0	0	0	0	0	0	0	0	0	0	0	0					
All Other Gambling	Male	0	0	0	0	0	0	0	0	0	0	0	0	0	0	0	0	0	0	0	0	0	0	0	0	0	0	0	0	
	Female	0	0	0	0	0	0	0	0	0	0	0	0	0	0	0	0	0	0	0	0	0	0	0	0					
Offenses Against The Family and Children	Male	0	0	0	0	0	0	0	0	0	0	0	0	0	2	4	1	0	3	0	1	0	0	0	11	4	1	12	1	0
	Female	0	0	0	0	0	0	0	0	0	0	1	0	0	0	1	1	2	0	1	1	0	0	0	7					
Driving Under The Influence	Male	0	0	0	0	0	0	1	3	2	2	4	7	4	33	26	25	16	13	12	16	6	5	175	153	22	60	10	3	
	Female	0	0	0	0	0	0	0	1	4	0	3	5	2	10	11	17	9	5	6	2	0	0	75						
Liquor Laws	Male	0	0	0	0	0	0	0	0	0	0	0	0	0	0	0	1	0	0	0	0	0	0	1	1	0	7	0	0	
	Female	0	0	0	1	0	0	0	1	0	0	0	1	0	0	0	0	0	2	0	1	0	1	7						
Drunkenness	Male	0	0	0	0	0	0	0	0	0	0	0	0	0	0	1	2	0	0	0	0	0	0	3	1	0	3	0	0	
	Female	0	0	0	0	0	0	0	0	0	0	0	0	0	0	0	0	0	0	0	1	0	0	1						
Disorderly Conduct	Male	0	0	0	0	0	0	0	3	1	1	3	0	0	4	7	4	3	3	1	3	0	1	34	18	4	30	0	0	
	Female	0	0	0	0	0	0	1	0	0	5	0	1	0	1	2	4	2	0	2	1	0	0	19						
Vagrancy	Male	0	0	0	0	0	0	0	0	0	0	0	0	0	0	0	0	0	0	0	0	0	0	0	0	0	0	0	0	
	Female	0	0	0	0	0	0	0	0	0	0	0	0	0	0	0	0	0	0	0	0	0	0	0						
All Other Offenses (Except Traffic)	Male	0	2	3	0	3	2	2	3	7	7	10	10	12	51	66	52	34	25	16	23	19	7	354	222	30	191	20	3	
	Female	0	0	1	3	0	2	1	2	2	5	1	4	6	17	23	18	10	11	11	12	3	1	133						
Suspicion	Male	0	0	0	0	0	0	0	0	0	0	0	0	0	0	0	0	0	0	0	0	0	0	0	0	0	0	0	0	
	Female	0	0	0	0	0	0	0	0	0	0	0	0	0	0	0	0	0	0	0	0	0	0	0						
Curfew and Loitering Law Violations	Male	0	0	0	0	0	0																	0	0	0	0	0	0	
	Female	0	0	0	0	0	0																	0						
Runaway	Male	0	0	0	0	0	0																	0	0	0	0	0	0	
	Female	0	0	0	0	0	0																	0						
Human Trafficking/Commercial Sex Acts	Male	0	0	0	0	0	0	0	0	0	0	0	0	0	0	0	0	0	0	0	0	0	0	0	0	0	0	0	0	
	Female	0	0	0	0	0	0	0	0	0	0	0	0	0	0	0	0	0	0	0	0	0	0	0						
Human Trafficking/Involuntary Servitude	Male	0	0	0	0	0	0	0	0	0	0	0	0	0	0	0	0	0	0	0	0	0	0	0	0	0	0	0	0	
	Female	0	0	0	0	0	0	0	0	0	0	0	0	0	0	0	0	0	0	0	0	0	0	0						
SUB TOTAL	Male	0	7	22	7	17	7	12	15	23	32	30	25	30	184	207	187	112	72	59	65	43	27	1,183						
	Female	0	1	7	8	9	6	4	10	10	20	10	21	20	68	73	88	51	36	31	24	4	6	507						
TOTAL		0	8	29	15	26	13	16	25	33	52	40	46	50	252	280	275	163	108	90	89	47	33	1,690	777	145	660	69	8	



SRS Summary Report

Beginning Date: 12/01/2021

Ending Date: 12/31/2021

Return of Arson Offenses

Agency: All

Property Classification	Offenses Reported	Unfounded	Actual Offenses	Offenses Cleared	Clearances Involving Under 18	Offenses-Uninhabited Structures	Est. Value of Property Damage
A. Single Occupancy Residential: Houses, Townhouses, Duplexes, etc.	1	0	1	0	0	0	4,641
B. Other Residential: Apartments, Tenements, Flats, Hotels, Motels, Inns, Dormitories, Boarding Houses, etc.	0	0	0	0	0	0	0
C. Storage: Barns, Garages, Warehouses, etc.	0	0	0	0	0	0	0
D. Industrial/Manufacturing	0	0	0	0	0	0	0
E. Other Commercial: Stores, Restaurants, Offices, etc.	0	0	0	0	0	0	0
F. Community/Public: Churches, Jails, Schools, Colleges, Hospitals, etc.	2	0	2	1	1	0	2
G. All Other Structure: Out Buildings, Monuments, Buildings Under Construction, etc.	0	0	0	0	0	0	0
TOTAL STRUCTURE	3	0	3	1	1	0	4,643
H. Motor Vehicles: Automobiles, Trucks, Buses, Motorcycles, etc.: UCR Definition	1	0	1	0	0	0	0
I. Other Mobile Property: Trailers, Recreational Vehicles, Airplanes, Boats, etc.	0	0	0	1	0	0	0
TOTAL MOBILE	1	0	1	1	0	0	0
J. TOTAL OTHER Crops, Timber, Fences, Signs, etc.	0	0	0	0	0	0	0
GRAND TOTAL	4	0	4	2	1	0	4,643



SRS Summary Report

Beginning Date: 01/01/2021

Ending Date: 12/31/2021

Return A

Agency: ANCHORAGE POLICE DEPARTMENT

Classification of Offenses	Offenses Reported	Unfounded	Actual Offenses	Tot. Offenses Cleared	Clearances Involving Persons Under 18 Yr. of Age
Murder/NonNegligent Homicide(Total)	21	1	20	15	0
Manslaughter by Negligence(Total)	0	0	0	0	0
Rape(Total)	502	2	500	81	11
Rape	468	2	466	75	10
Attempted Rape	34	0	34	6	1
Robbery(Total)	433	0	433	172	3
Robbery - Firearm	94	0	94	19	1
Robbery - Knife or Cutting Instrument	51	0	51	30	0
Robbery - Other Dangerous Weapon	73	0	73	24	0
Robbery - StrongArm(Hands,Fists,Feet,etc)	215	0	215	99	2
Assault(Total)	5765	2	5763	3605	295
Assault - Firearm	377	1	376	179	6
Assault - Knife or Cutting Instrument	375	0	375	275	16
Assault - Other Dangerous Weapon	761	0	761	478	38
Assault - StrongArm(Hands,Fists,Feet,etc)	539	0	539	387	21
Assault - Other(Simple, Not Aggravated)	3713	1	3712	2286	214
Burglary(Total)	1397	2	1395	299	10
Burglary - Forcible Entry	875	2	873	131	7
Burglary - Unlawful Entry(No Force)	415	0	415	153	3
Burglary - Attempted Forcible Entry	107	0	107	15	0
Larceny(Total) - Theft(Excluding Motor Vehicles)	5715	51	5664	740	38
Motor Vehicle Theft(Total)	1071	32	1039	189	5
Motor Vehicle Theft - Autos	677	21	656	129	4
Motor Vehicle Theft - Trucks and Buses	329	11	318	56	1
Motor Vehicle Theft - Other Vehicles	65	0	65	4	0
Grand Total	14904	90	14814	5101	362



SRS Summary Report

Beginning Date: 01/01/2021

Ending Date: 12/31/2021

Supplement Return A

Agency: ANCHORAGE POLICE DEPARTMENT

Classification of Offenses	Actual Offenses	Value of Property	Type of Property	Stolen	Recovered
MURDER AND NONNEGLIGENT MANSLAUGHTER	20	0	Currency, Notes, Etc.	633,130	3,999
RAPE	500	1,218	Jewelry and Precious Metals	783,635	85,572
ROBBERY - HIGHWAY (streets, alleys, etc.)	155	105,414	Clothing and Furs	674,755	31,408
COMMERCIAL HOUSE (except c, d, and f)	85	143,258	Locally Stolen Motor Vehicles	11,134,259	9,855,315
GAS OR SERVICE STATION	21	13,702	Office Equipment	845,811	116,556
CONVENIENCE STORE	27	3,451	Televisions, Radios, Stereos, Etc.	355,273	18,250
RESIDENCE	62	50,145	Firearms	294,202	36,024
BANK	2	60	Household Goods	158,522	8,340
MISCELLANEOUS	81	20,754	Consumable Goods	233,587	21,625
TOTAL ROBBERY	433	336,784	Livestock	0	0
BURGLARY - BREAKING OR ENTERING - RESIDENCE (dwelling) NIGHT (6 p.m. - 6 a.m.)	162	259,945	Miscellaneous	4,090,620	848,120
DAY (6 a.m. - 6 p.m.)	211	388,986	TOTAL	19,203,794	11,025,209
UNKNOWN	336	1,070,639			
NON-RESIDENCE (store, office, etc.) NIGHT (6 p.m. - 6 a.m.)	299	454,154			
DAY (6 a.m. - 6 p.m.)	182	234,123			
UNKNOWN	205	653,069			
TOTAL BURGLARY	1,395	3,060,916			
LARCENY - THEFT (Except Motor Vehicle Theft) - \$200 AND OVER	2,820	4,827,553			
\$50 TO \$199	1,011	106,953			
UNDER \$50	1,833	22,222			
TOTAL LARCENY (Same as Item 6x)	5,664	4,956,728			
MOTOR VEHICLE THEFT (Include Alleged Joy Ride)	1,039	10,848,148			
GRAND TOTAL - ALL ITEMS		19,203,794			
ADDITIONAL ANALYSIS OF LARCENY AND MOTOR VEHICLE THEFT - 6x. NATURE OF LARCENIES UNDER ITEM 6 (POCKET-PICKING)	23	5,265			
PURSE-SNATCHING	5	3,338			
SHOPLIFTING	1,482	449,185			
FROM MOTOR VEHICLES (except e)	1,630	1,572,254			
MOTOR VEHICLE PARTS AND ACCESSORIES	272	231,498			

Grand Totals for 'Property Stolen by Type and Value' and 'Property Stolen by Classification' may not match due to NIBRS conversion specification set by the FBI.



SRS Summary Report

Beginning Date: 01/01/2021

Ending Date: 12/31/2021

Classification of Offenses	Actual Offenses	Value of Property
BICYCLES	272	260,653
FROM BUILDING (except c and h)	824	952,674
FROM ANY COIN-OPERATED MACHINES (parking meters, etc.)	1	530
ALL OTHER	1,155	1,481,331
TOTAL LARCENIES (Same as Item 6)	5,664	4,956,728
MOTOR VEHICLES RECOVERED (STOLEN LOCALLY AND RECOVERED LOCALLY)	944	
STOLEN LOCALLY AND RECOVERED BY OTHER JURISDICTIONS	47	
TOTAL LOCALLY STOLEN MOTOR VEHICLES RECOVERED	991	
STOLEN IN OTHER JURISDICTIONS AND RECOVERED LOCALLY	29	

Grand Totals for 'Property Stolen by Type and Value' and 'Property Stolen by Classification' may not match due to NIBRS conversion specification set by the FBI.



SRS Summary Report

Beginning Date: 01/01/2021

Ending Date: 12/31/2021

Law Enforcement Officers Killed or Assaulted

Agency: ANCHORAGE POLICE DEPARTMENT

Police Officers Killed Feloniously	Police Officers Killed Accidentally
0	0

Type of Activity	Total Assaults by Weapon	Firearm	Knife or Other Cutting Instrum.	Other Dangerous Weapon	Hands Fists Feet etc.	Two Man Vehicle	One-Man Vehicle		Detective or Special Assign		Other		Police Assaults Cleared
							Alone	Assisted	Alone	Assisted	Alone	Assisted	
Responding to disturbance call (family quarrels, person with firearm, etc.)	79	0	2	9	68	4	5	69	1	0	0	0	77
Burglaries in progress or pursuing burglary suspects	4	0	0	0	4	0	0	4	0	0	0	0	4
Robberies in progress or pursuing robbery suspects	6	0	0	0	6	0	1	5	0	0	0	0	6
Attempting other arrests	147	9	8	5	125	10	9	124	0	4	0	0	147
Civil disorder (riot, mass disobedience, etc.)	0	0	0	0	0	0	0	0	0	0	0	0	0
Handling, transporting, custody of prisoners	48	0	0	1	47	2	6	40	0	0	0	0	48
Investigating suspicious persons or circumstances	27	0	2	4	21	0	2	25	0	0	0	0	27
Ambush - no warning	0	0	0	0	0	0	0	0	0	0	0	0	0
Handling persons with mental illness	69	0	4	0	65	5	5	59	0	0	0	0	69
Traffic pursuits and stops	53	0	2	32	19	0	4	46	0	3	0	0	48
All other	21	0	0	2	19	3	3	14	0	0	1	0	20
TOTAL	454	9	18	53	374	24	35	386	1	7	1	0	446
Number with personal injury	81	1	2	7	71	0	0	0	0	0	0	0	0



SRS Summary Report

Beginning Date: 01/01/2021

Ending Date: 12/31/2021

Type of Activity	Total Assaults by Weapon	Firearm	Knife or Other Cutting Instrum.	Other Dangerous Weapon	Hands Fists Feet etc.	Two Man Vehicle	One-Man Vehicle		Detective or Special Assign		Other		Police Assaults Cleared
							Alone	Assisted	Alone	Assisted	Alone	Assisted	
Number without personal injury	373	8	16	46	303	0	0	0	0	0	0	0	0

Time of assaults	12:01 - 2:00	2:01 - 4:00	4:01 - 6:00	6:01 - 8:00	8:01 - 10:00	10:01 - 12:00
Time of Assault AM	47	41	44	6	15	22
PM	26	53	42	49	55	54



Arrestee Summary Report

Beginning Date: 01/01/2021

Ending Date: 12/31/2021

Arrests by Age/Sex/Race

Agency: ANCHORAGE POLICE DEPARTMENT

Offense: All

Classification of Offenses	Sex	Under 10	10-12	13-14	15	16	17	18	19	20	21	22	23	24	25-29	30-34	35-39	40-44	45-49	50-54	55-59	60-64	65 and Over	Total	White	Black	American Indian / Alaskan Native	Asian	Native Hawaiian / Other Pacific Islander
Murder and Nonnegligent Manslaughter	Male	0	0	0	0	0	0	0	0	0	1	0	1	0	2	1	3	1	1	1	0	0	0	11	7	2	2	0	0
	Female	0	0	0	0	0	0	0	0	0	0	0	0	0	0	0	0	0	0	0	0	0	0	0	0	0	0	0	0
Manslaughter by Negligence	Male	0	0	0	0	0	0	0	0	0	0	0	0	0	0	0	0	0	0	0	0	0	0	0	0	0	0	0	
	Female	0	0	0	0	0	0	0	0	0	0	0	0	0	0	0	0	0	0	0	0	0	0	0	0	0	0	0	
Rape	Male	0	2	6	0	1	0	1	0	3	2	3	2	0	5	9	7	3	2	1	0	2	0	49	18	9	19	5	0
	Female	0	0	0	0	0	0	0	0	0	0	1	0	0	0	0	1	0	0	0	0	0	0	2	0	0	0	0	
Robbery	Male	0	1	3	0	0	2	1	0	2	3	4	2	3	37	23	25	9	7	4	3	1	0	130	60	24	70	14	0
	Female	0	0	1	0	0	0	0	0	2	2	1	0	0	9	7	9	4	3	0	0	0	0	38	0	0	0	0	
Aggravated Assault (Return A - 4a-d)	Male	1	8	9	6	8	9	11	16	16	24	16	18	25	130	120	106	73	38	38	37	16	8	733	371	164	392	85	0
	Female	0	8	8	4	6	4	3	4	6	6	11	8	8	48	39	42	28	16	16	7	4	3	279	0	0	0	0	
Burglary - Breaking or Entering	Male	0	0	8	2	3	2	2	2	3	4	5	5	5	31	47	53	25	8	12	2	1	0	220	140	40	83	16	0
	Female	0	0	2	0	0	0	0	1	1	1	3	0	0	12	15	16	3	3	1	0	0	1	59	0	0	0	0	
Larceny-Theft (Except Motor Vehicle Theft)	Male	0	2	20	2	5	1	4	3	4	2	5	9	12	67	91	71	67	31	23	11	7	1	438	347	68	201	35	0
	Female	0	1	4	4	0	2	5	3	5	4	4	5	9	49	34	44	14	9	9	8	0	0	213	0	0	0	0	
Motor Vehicle Theft	Male	0	0	2	4	2	2	0	1	3	5	5	4	3	18	22	23	10	7	5	4	1	0	121	83	24	54	18	0
	Female	0	0	3	1	1	0	2	3	1	7	3	3	0	12	7	5	6	1	1	2	0	0	58	0	0	0	0	
Other Assaults (Return A - 4e)	Male	0	4	19	16	16	11	16	18	21	38	36	39	25	174	163	163	103	61	49	52	40	20	1,084	602	213	732	127	0
	Female	0	10	22	19	16	12	13	16	17	28	10	22	16	99	90	75	37	27	24	21	13	3	590	0	0	0	0	
Arson	Male	0	0	1	1	0	0	0	0	0	0	0	0	0	0	0	3	2	0	1	0	2	0	10	7	1	9	0	0
	Female	0	0	0	0	0	0	0	0	0	1	0	0	0	1	0	3	2	0	0	0	0	0	7	0	0	0	0	
Forgery and Counterfeiting	Male	0	0	0	0	0	0	0	0	0	1	0	1	0	4	1	2	1	4	1	0	0	1	16	15	3	5	3	0
	Female	0	0	0	0	0	0	0	0	0	0	0	1	0	2	0	0	4	1	2	0	0	0	10	0	0	0	0	
Fraud	Male	0	0	1	1	0	0	0	0	0	0	0	1	0	3	5	9	2	1	1	4	0	1	29	25	13	18	2	0
	Female	0	0	0	0	0	0	0	0	0	1	0	0	1	6	6	4	3	2	3	2	0	1	29	0	0	0	0	
Embezzlement	Male	0	0	0	0	2	1	5	1	1	1	2	0	0	1	1	0	3	0	0	0	0	0	18	14	1	2	8	0
	Female	0	0	0	0	0	0	0	0	0	0	1	0	0	1	4	0	0	0	0	1	0	0	7	0	0	0	0	
Stolen Property; Buying, Receiving, Possessing	Male	0	0	0	0	0	1	0	1	0	0	1	0	0	6	7	6	5	0	0	1	0	0	28	15	10	5	4	0
	Female	0	0	0	0	0	0	0	0	0	0	0	0	0	2	4	0	0	0	0	0	0	0	6	0	0	0	0	
Vandalism	Male	1	7	20	8	8	4	10	14	12	6	14	10	5	89	68	57	42	17	6	12	8	5	423	249	88	233	45	0
	Female	0	1	5	1	6	7	3	5	11	8	9	5	9	34	20	30	19	6	6	4	1	2	192	0	0	0	0	
Weapons; Carrying, Possessing, etc.	Male	0	1	0	0	3	2	4	1	4	5	5	4	2	14	18	10	10	2	5	2	1	1	94	46	25	20	12	0
	Female	0	1	0	0	0	1	0	0	0	0	0	0	2	0	3	0	1	0	1	0	0	0	9	0	0	0	0	
Prostitution and Commercialized Vice	Male	0	0	0	0	0	0	0	0	0	0	0	0	0	0	0	0	0	0	0	0	0	0	0	0	0	0	0	0
	Female	0	0	0	0	0	0	0	0	0	0	0	0	0	0	0	0	0	0	0	0	0	0	0	0	0	0	0	
Prostitution	Male	0	0	0	0	0	0	0	0	0	0	0	0	0	0	0	0	0	0	0	0	0	0	0	0	0	0	0	0
	Female	0	0	0	0	0	0	0	0	0	0	0	0	0	0	0	0	0	0	0	0	0	0	0	0	0	0	0	



Arrestee Summary Report

Beginning Date: 01/01/2021

Ending Date: 12/31/2021

Classification of Offenses	Sex	Under 10	10-12	13-14	15	16	17	18	19	20	21	22	23	24	25-29	30-34	35-39	40-44	45-49	50-54	55-59	60-64	65 and Over	Total	White	Black	American Indian / Alaskan Native	Asian	Native Hawaiian / Other Pacific Islander
Assisting or Promoting Prostitution	Male	0	0	0	0	0	0	0	0	0	0	0	0	0	0	0	0	0	0	0	0	0	0	0	0	0	0	0	
	Female	0	0	0	0	0	0	0	0	0	0	0	0	0	0	0	0	0	0	0	0	0	0	0	0	0	0	0	0
Purchasing Prostitution	Male	0	0	0	0	0	0	0	0	0	0	0	0	0	0	0	0	0	0	0	0	0	0	0	0	0	0	0	
	Female	0	0	0	0	0	0	0	0	0	0	0	0	0	0	0	0	0	0	0	0	0	0	0	0	0	0	0	
Sex Offenses (Except Rape and Prostitution)	Male	0	1	3	1	0	0	0	0	0	0	2	2	1	13	19	32	23	13	15	12	11	15	163	37	18	106	3	
	Female	0	0	0	0	0	0	0	0	0	0	0	0	0	0	0	1	0	0	0	0	0	0	1					
Drug Abuse Violations - Grand Total	Male	0	1	4	6	6	4	2	3	3	6	7	5	2	31	55	51	22	13	10	15	4	2	252	177	59	103	34	
	Female	0	1	12	2	7	3	1	4	1	3	0	3	6	15	20	23	11	3	3	2	1	0	121					
(1) Sale/Manufacturing - Subtotal	Male	0	1	1	3	1	4	1	0	1	1	2	0	0	2	8	11	2	2	2	6	1	0	49	24	14	15	11	
	Female	0	1	3	0	0	1	0	0	0	0	0	0	1	3	2	1	3	0	0	0	0	0	15					
18a - Opium/Cocaine	Male	0	0	0	0	0	0	0	0	1	1	1	0	0	0	4	3	1	0	0	1	1	0	13	6	5	3	3	
	Female	0	0	0	0	0	0	0	0	0	0	0	0	0	2	0	1	1	0	0	0	0	0	4					
18b - Marijuana	Male	0	1	1	3	1	3	0	0	0	0	0	0	0	1	0	0	0	0	0	0	0	0	10	7	2	3	3	
	Female	0	1	3	0	0	1	0	0	0	0	0	0	0	0	0	0	0	0	0	0	0	0	5					
18c - Synthetic Narcotics - Manufactured Narcotics Which Can Cause True Drug Addiction (Demerol, Methadones)	Male	0	0	0	0	0	0	0	0	0	0	0	0	0	0	2	0	1	1	0	2	0	0	6	1	1	2	3	
	Female	0	0	0	0	0	0	0	0	0	0	0	0	1	0	0	0	0	0	0	0	0	0	1					
18d - Other - Dangerous Nonnarcotic Drugs (Barbiturates, Benzadrine)	Male	0	0	0	0	0	1	1	0	0	0	1	0	0	1	2	8	0	1	2	3	0	0	20	10	6	7	2	
	Female	0	0	0	0	0	0	0	0	0	0	0	0	0	1	2	0	2	0	0	0	0	0	5					
(2) Possession - Subtotal	Male	0	0	3	3	5	0	1	3	2	5	5	5	2	29	47	40	20	11	8	9	3	2	203	153	45	88	23	
	Female	0	0	9	2	7	2	1	4	1	3	0	3	5	12	18	22	8	3	3	2	1	0	106					
18e - Opium or Cocaine and Their Derivatives (Morphine, Heroin, Codeine)	Male	0	0	0	0	0	0	1	0	1	3	1	2	1	7	18	15	6	3	2	1	0	0	61	62	14	26	2	
	Female	0	0	0	0	0	0	1	3	0	1	0	1	3	8	11	10	3	0	1	1	0	0	43					
18f - Marijuana	Male	0	0	2	2	5	0	0	3	0	0	0	1	0	0	0	1	0	0	0	0	0	0	14	11	5	11	4	
	Female	0	0	8	1	5	2	0	0	1	0	0	0	0	0	0	0	0	0	0	0	0	0	17					
18g - Synthetic Narcotics - Manufactured Narcotics Which Can Cause True Drug Addiction (Demerol, Methadones)	Male	0	0	0	0	0	0	0	0	0	0	1	0	0	2	2	1	0	0	0	0	0	0	6	5	0	4	0	
	Female	0	0	0	0	0	0	0	0	0	0	0	0	1	0	0	1	0	1	0	0	0	0	3					
18h - Other - Dangerous Nonnarcotic Drugs	Male	0	0	1	1	0	0	0	0	1	2	3	2	1	20	27	23	14	8	6	8	3	2	122	75	26	47	17	
	Female	0	0	1	1	2	0	0	1	0	2	0	2	1	4	7	11	5	2	2	1	1	0	43					
Gambling - Total	Male	0	0	0	0	0	0	0	0	0	0	0	0	0	0	0	0	0	0	0	0	0	0	0	0	0	0	0	
	Female	0	0	0	0	0	0	0	0	0	0	0	0	0	0	0	0	0	0	0	0	0	0	0	0	0	0	0	



Arrestee Summary Report

Beginning Date: 01/01/2021

Ending Date: 12/31/2021

Classification of Offenses	Sex	Under 10	10-12	13-14	15	16	17	18	19	20	21	22	23	24	25-29	30-34	35-39	40-44	45-49	50-54	55-59	60-64	65 and Over	Total	White	Black	American Indian / Alaskan Native	Asian	Native Hawaiian / Other Pacific Islander
Bookmaking (Horse and Sport Book)	Male	0	0	0	0	0	0	0	0	0	0	0	0	0	0	0	0	0	0	0	0	0	0	0	0	0	0	0	0
	Female	0	0	0	0	0	0	0	0	0	0	0	0	0	0	0	0	0	0	0	0	0	0	0	0	0	0	0	0
Numbers and Lottery	Male	0	0	0	0	0	0	0	0	0	0	0	0	0	0	0	0	0	0	0	0	0	0	0	0	0	0	0	0
	Female	0	0	0	0	0	0	0	0	0	0	0	0	0	0	0	0	0	0	0	0	0	0	0	0	0	0	0	0
All Other Gambling	Male	0	0	0	0	0	0	0	0	0	0	0	0	0	0	0	0	0	0	0	0	0	0	0	0	0	0	0	0
	Female	0	0	0	0	0	0	0	0	0	0	0	0	0	0	0	0	0	0	0	0	0	0	0	0	0	0	0	0
Offenses Against The Family and Children	Male	0	0	0	0	0	0	0	0	0	0	0	0	0	6	6	6	6	3	1	1	0	0	29	23	8	66	2	0
	Female	0	0	0	0	0	0	0	1	0	0	1	2	5	18	17	17	2	4	1	2	0	0	70					
Driving Under The Influence	Male	0	0	0	0	1	3	7	18	14	35	34	34	33	196	140	107	80	40	51	42	32	22	889	703	150	313	103	0
	Female	0	0	0	1	0	1	3	7	9	8	16	14	14	84	72	57	30	18	15	19	7	5	380					
Liquor Laws	Male	0	0	0	0	0	1	0	2	0	0	0	0	0	0	0	0	0	0	0	0	0	0	3	2	2	3	0	0
	Female	0	0	0	0	0	1	0	1	1	0	0	0	0	0	0	0	0	1	0	0	0	0	4					
Drunkenness	Male	0	0	0	0	0	0	0	0	0	0	0	0	0	0	0	0	0	0	0	0	0	0	0	0	0	0	0	0
	Female	0	0	0	0	0	0	0	0	0	0	0	0	0	0	0	0	0	0	0	0	0	0	0	0	0	0	0	0
Disorderly Conduct	Male	0	0	0	0	0	0	0	4	2	1	5	0	0	11	10	16	15	8	7	1	3	2	85	32	12	76	9	0
	Female	0	0	1	0	0	0	0	1	1	6	1	2	0	4	6	5	5	2	3	3	4	0	44					
Vagrancy	Male	0	0	0	0	0	0	0	0	0	0	0	0	0	0	0	0	0	0	0	0	0	0	0	0	0	0	0	0
	Female	0	0	0	0	0	0	0	0	0	0	0	0	0	0	0	0	0	0	0	0	0	0	0	0	0	0	0	0
All Other Offenses (Except Traffic)	Male	0	2	2	4	6	9	15	24	33	41	36	43	44	315	311	306	205	123	108	68	53	39	1,787	1,109	343	1,012	162	0
	Female	0	1	2	2	4	8	4	18	19	31	26	31	29	166	145	143	81	31	40	29	16	13	839					
Suspicion	Male	0	0	0	0	0	0	0	0	0	0	0	0	0	0	0	0	0	0	0	0	0	0	0	0	0	0	0	0
	Female	0	0	0	0	0	0	0	0	0	0	0	0	0	0	0	0	0	0	0	0	0	0	0	0	0	0	0	0
Curfew and Loitering Law Violations	Male	0	0	0	0	0	0																	0	0	0	0	0	0
	Female	0	0	0	0	0	0																	0					
Runaway	Male	0	0	0	0	0	0																	0	0	0	0	0	0
	Female	0	0	0	0	0	0																	0					
Human Trafficking/Commercial Sex Acts	Male	0	0	0	0	0	0	0	0	0	0	0	0	0	0	0	0	0	0	0	0	0	0	0	0	0	0	0	0
	Female	0	0	0	0	0	0	0	0	0	0	0	0	0	0	0	0	0	0	0	0	0	0	0	0	0	0	0	0
Human Trafficking/Involuntary Servitude	Male	0	0	0	0	0	0	0	0	0	0	0	0	0	0	0	0	0	0	0	0	0	0	0	0	0	0	0	0
	Female	0	0	0	0	0	0	0	0	0	0	0	0	0	0	0	0	0	0	0	0	0	0	0	0	0	0	0	0
SUB TOTAL	Male	2	29	98	51	61	52	78	108	121	175	180	180	160	1,153	1,117	1,056	707	379	339	267	182	117	6,612					
	Female	0	23	60	34	40	39	34	64	74	106	87	96	99	562	489	475	250	127	125	100	46	28	2,958					
TOTAL		2	52	158	85	101	91	112	172	195	281	267	276	259	1,715	1,606	1,531	957	506	464	367	228	145	9,570	4,082	1,277	3,524	687	0



SRS Summary Report

Beginning Date: 01/01/2021

Ending Date: 12/31/2021

Return of Arson Offenses

Agency: ANCHORAGE POLICE DEPARTMENT

Property Classification	Offenses Reported	Unfounded	Actual Offenses	Offenses Cleared	Clearances Involving Under 18	Offenses-Uninhabited Structures	Est. Value of Property Damage
A. Single Occupancy Residential: Houses, Townhouses, Duplexes, etc.	7	0	7	5	2	0	710,017
B. Other Residential: Apartments, Tenements, Flats, Hotels, Motels, Inns, Dormitories, Boarding Houses, etc.	15	0	15	9	0	0	3,075,010
C. Storage: Barns, Garages, Warehouses, etc.	5	0	5	2	0	5	159,760
D. Industrial/Manufacturing	0	0	0	0	0	0	0
E. Other Commercial: Stores, Restaurants, Offices, etc.	8	0	8	5	0	4	51,014
F. Community/Public: Churches, Jails, Schools, Colleges, Hospitals, etc.	3	0	3	1	1	1	15,394
G. All Other Structure: Out Buildings, Monuments, Buildings Under Construction, etc.	0	0	0	0	0	0	0
TOTAL STRUCTURE	38	0	38	22	3	10	4,011,195
H. Motor Vehicles: Automobiles, Trucks, Buses, Motorcycles, etc.: UCR Definition	14	0	14	3	0	0	97,379
I. Other Mobile Property: Trailers, Recreational Vehicles, Airplanes, Boats, etc.	1	0	1	0	0	0	37,000
TOTAL MOBILE	15	0	15	3	0	0	134,379
J. TOTAL OTHER Crops, Timber, Fences, Signs, etc.	17	0	17	5	1	0	6,530
GRAND TOTAL	70	0	70	30	4	10	4,152,104



SRS Summary Report

Beginning Date: 01/01/2021

Ending Date: 12/31/2021

Human Trafficking By Agency

Agency: ANCHORAGE POLICE DEPARTMENT

Agency	ORI	Human Trafficking Classification	Offenses Reported	Unfounded	Number of Actual Offenses	Total Offenses Cleared by Arrest or Exceptional Means	Number of Clearances Involving Only Persons Under 18 Years of Age
ANCHORAGE POLICE DEPARTMENT	AK0010100	Commercial Sex Acts	10	0	10	0	0
		Involuntary Servitude	0	0	0	0	0
		Total	10	0	10	0	0
Grand Total			10	0	10	0	0



SRS Summary Report

Beginning Date: 01/01/2021

Ending Date: 12/31/2021

Return A

Agency: ALASKA STATE TROOPERS

Classification of Offenses	Offenses Reported	Unfounded	Actual Offenses	Tot. Offenses Cleared	Clearances Involving Persons Under 18 Yr. of Age
Murder/NonNegligent Homicide(Total)	13	0	13	9	0
Manslaughter by Negligence(Total)	5	0	5	2	0
Rape(Total)	369	0	369	126	21
Rape	356	0	356	120	21
Attempted Rape	13	0	13	6	0
Robbery(Total)	32	0	32	15	2
Robbery - Firearm	6	0	6	4	0
Robbery - Knife or Cutting Instrument	3	0	3	3	1
Robbery - Other Dangerous Weapon	4	0	4	2	1
Robbery - StrongArm(Hands,Fists,Feet,etc)	19	0	19	6	0
Assault(Total)	3660	0	3660	2283	166
Assault - Firearm	304	0	304	227	8
Assault - Knife or Cutting Instrument	166	0	166	114	10
Assault - Other Dangerous Weapon	337	0	337	227	12
Assault - StrongArm(Hands,Fists,Feet,etc)	251	0	251	171	7
Assault - Other(Simple, Not Aggravated)	2602	0	2602	1544	129
Burglary(Total)	547	0	547	110	28
Burglary - Forcible Entry	320	0	320	60	17
Burglary - Unlawful Entry(No Force)	188	0	188	40	9
Burglary - Attempted Forcible Entry	39	0	39	10	2
Larceny(Total) - Theft(Excluding Motor Vehicles)	1334	0	1334	173	14
Motor Vehicle Theft(Total)	380	0	380	64	7
Motor Vehicle Theft - Autos	172	0	172	40	5
Motor Vehicle Theft - Trucks and Buses	125	0	125	17	0
Motor Vehicle Theft - Other Vehicles	83	0	83	7	2
Grand Total	6340	0	6340	2782	238



SRS Summary Report

Beginning Date: 01/01/2021

Ending Date: 12/31/2021

Supplement Return A

Agency: ALASKA STATE TROOPERS

Classification of Offenses	Actual Offenses	Value of Property	Type of Property	Stolen	Recovered
MURDER AND NONNEGLIGENT MANSLAUGHTER	13	25	Currency, Notes, Etc.	658,059	18,260
RAPE	369	2	Jewelry and Precious Metals	129,941	7,026
ROBBERY - HIGHWAY (streets, alleys, etc.)	4	4	Clothing and Furs	95,927	2,985
COMMERCIAL HOUSE (except c, d, and f)	3	2,501	Locally Stolen Motor Vehicles	2,136,478	925,916
GAS OR SERVICE STATION	0	0	Office Equipment	20,546	2,076
CONVENIENCE STORE	1	0	Televisions, Radios, Stereos, Etc.	34,796	1,716
RESIDENCE	14	5,955	Firearms	132,797	10,609
BANK	0	0	Household Goods	97,178	1,279
MISCELLANEOUS	10	7,460	Consumable Goods	97,444	5,751
TOTAL ROBBERY	32	15,920	Livestock	1,201	0
BURGLARY - BREAKING OR ENTERING - RESIDENCE (dwelling) NIGHT (6 p.m. - 6 a.m.)	255	928,935	Miscellaneous	1,752,080	172,359
DAY (6 a.m. - 6 p.m.)	158	272,634	TOTAL	5,156,447	1,147,977
UNKNOWN	0	0			
NON-RESIDENCE (store, office, etc.) NIGHT (6 p.m. - 6 a.m.)	74	104,870			
DAY (6 a.m. - 6 p.m.)	60	122,299			
UNKNOWN	0	0			
TOTAL BURGLARY	547	1,428,738			
LARCENY - THEFT (Except Motor Vehicle Theft) - \$200 AND OVER	601	1,691,253			
\$50 TO \$199	129	13,359			
UNDER \$50	604	3,470			
TOTAL LARCENY (Same as Item 6x)	1,334	1,708,082			
MOTOR VEHICLE THEFT (Include Alleged Joy Ride)	380	2,003,758			
GRAND TOTAL - ALL ITEMS		5,156,525			
ADDITIONAL ANALYSIS OF LARCENY AND MOTOR VEHICLE THEFT - 6x. NATURE OF LARCENIES UNDER ITEM 6 (POCKET-PICKING)	1	1,900			
PURSE-SNATCHING	0	0			
SHOPLIFTING	173	11,419			
FROM MOTOR VEHICLES (except e)	182	196,459			
MOTOR VEHICLE PARTS AND ACCESSORIES	255	293,294			

Grand Totals for 'Property Stolen by Type and Value' and 'Property Stolen by Classification' may not match due to NIBRS conversion specification set by the FBI.



SRS Summary Report

Beginning Date: 01/01/2021

Ending Date: 12/31/2021

Classification of Offenses	Actual Offenses	Value of Property
BICYCLES	18	6,172
FROM BUILDING (except c and h)	217	307,698
FROM ANY COIN-OPERATED MACHINES (parking meters, etc.)	6	5,240
ALL OTHER	482	885,900
TOTAL LARCENIES (Same as Item 6)	1,334	1,708,082
MOTOR VEHICLES RECOVERED (STOLEN LOCALLY AND RECOVERED LOCALLY)	0	
STOLEN LOCALLY AND RECOVERED BY OTHER JURISDICTIONS	0	
TOTAL LOCALLY STOLEN MOTOR VEHICLES RECOVERED	183	
STOLEN IN OTHER JURISDICTIONS AND RECOVERED LOCALLY	0	

Grand Totals for 'Property Stolen by Type and Value' and 'Property Stolen by Classification' may not match due to NIBRS conversion specification set by the FBI.



SRS Summary Report

Beginning Date: 01/01/2021

Ending Date: 12/31/2021

Law Enforcement Officers Killed or Assaulted

Agency: ALASKA STATE TROOPERS

Police Officers Killed Feloniously	Police Officers Killed Accidentally
0	0

Type of Activity	Total Assaults by Weapon	Firearm	Knife or Other Cutting Instrum.	Other Dangerous Weapon	Hands Fists Feet etc.	Two Man Vehicle	One-Man Vehicle		Detective or Special Assign		Other		Police Assaults Cleared
							Alone	Assisted	Alone	Assisted	Alone	Assisted	
Responding to disturbance call (family quarrels, person with firearm, etc.)	57	2	0	6	49	7	18	31	0	0	1	0	45
Burglaries in progress or pursuing burglary suspects	0	0	0	0	0	0	0	0	0	0	0	0	0
Robberies in progress or pursuing robbery suspects	0	0	0	0	0	0	0	0	0	0	0	0	0
Attempting other arrests	30	7	4	1	18	5	5	16	0	2	0	2	25
Civil disorder (riot, mass disobedience, etc.)	0	0	0	0	0	0	0	0	0	0	0	0	0
Handling, transporting, custody of prisoners	1	0	0	0	1	0	1	0	0	0	0	0	1
Investigating suspicious persons or circumstances	10	0	0	2	8	0	5	5	0	0	0	0	9
Ambush - no warning	0	0	0	0	0	0	0	0	0	0	0	0	0
Handling persons with mental illness	3	0	0	0	3	0	0	3	0	0	0	0	0
Traffic pursuits and stops	17	1	0	11	5	0	9	8	0	0	0	0	16
All other	12	4	1	3	4	1	1	7	0	0	1	2	11
TOTAL	130	14	5	23	88	13	39	70	0	2	2	4	107
Number with personal injury	46	1	0	3	42	0	0	0	0	0	0	0	0



SRS Summary Report

Beginning Date: 01/01/2021

Ending Date: 12/31/2021

Type of Activity	Total Assaults by Weapon	Firearm	Knife or Other Cutting Instrum.	Other Dangerous Weapon	Hands Fists Feet etc.	Two Man Vehicle	One-Man Vehicle		Detective or Special Assign		Other		Police Assaults Cleared
							Alone	Assisted	Alone	Assisted	Alone	Assisted	
Number without personal injury	84	13	5	20	46	0	0	0	0	0	0	0	0

Time of assaults	12:01 - 2:00	2:01 - 4:00	4:01 - 6:00	6:01 - 8:00	8:01 - 10:00	10:01 - 12:00
Time of Assault AM	48	5	8	2	3	6
PM	12	10	9	11	11	5



Arrestee Summary Report

Beginning Date: 01/01/2021

Ending Date: 12/31/2021

Arrests by Age/Sex/Race

Agency: ALASKA STATE TROOPERS

Offense: All

Classification of Offenses	Sex	Under 10	10-12	13-14	15	16	17	18	19	20	21	22	23	24	25-29	30-34	35-39	40-44	45-49	50-54	55-59	60-64	65 and Over	Total	White	Black	American Indian / Alaskan Native	Asian	Native Hawaiian / Other Pacific Islander
Murder and Nonnegligent Manslaughter	Male	0	0	0	0	0	0	0	1	0	0	0	0	0	2	2	1	1	1	0	1	0	0	9	5	0	5	0	0
	Female	0	0	0	0	0	0	0	0	0	0	0	0	0	1	0	0	0	0	0	0	0	0	0	1				
Manslaughter by Negligence	Male	0	0	0	0	0	0	0	0	0	0	0	0	0	0	0	0	1	0	0	0	0	0	1	1	0	0	0	0
	Female	0	0	0	0	0	0	0	0	0	0	0	0	0	0	0	0	0	0	0	0	0	0	0	0				
Rape	Male	0	3	4	2	6	4	2	2	1	5	3	0	2	9	9	4	7	3	4	1	1	0	72	21	2	49	0	0
	Female	0	0	0	0	0	0	0	0	0	1	0	0	0	0	0	0	0	0	0	0	0	0	1					
Robbery	Male	0	0	0	0	1	1	0	2	0	0	0	0	0	1	2	1	2	1	2	1	0	0	14	9	1	4	0	0
	Female	0	0	0	0	0	0	0	0	0	0	0	0	0	0	0	0	0	0	0	0	0	0	0	0				
Aggravated Assault (Return A - 4a-d)	Male	0	1	8	1	6	4	5	7	6	14	9	12	12	53	75	58	54	29	17	18	7	8	404	217	11	251	5	0
	Female	0	2	1	2	0	0	0	2	2	1	0	2	3	15	19	11	5	8	1	3	3	1	81					
Burglary - Breaking or Entering	Male	0	3	23	2	2	3	2	1	2	3	1	1	2	8	11	8	5	0	2	3	1	2	85	72	1	36	2	0
	Female	0	2	6	1	1	1	0	0	2	0	0	0	0	6	2	2	3	1	0	2	0	0	29					
Larceny-Theft (Except Motor Vehicle Theft)	Male	0	2	3	2	4	0	2	1	2	1	0	1	2	14	12	16	8	8	7	2	2	3	92	106	2	30	2	1
	Female	0	0	1	0	0	0	0	0	0	0	1	4	2	13	7	8	4	4	1	4	1	0	50					
Motor Vehicle Theft	Male	0	1	1	0	2	1	0	0	3	0	1	0	2	4	6	5	3	3	2	1	0	0	35	28	3	17	2	0
	Female	0	0	0	0	0	0	0	1	0	0	1	1	0	5	4	1	1	1	0	0	0	0	15					
Other Assaults (Return A - 4e)	Male	0	9	10	11	6	8	10	14	16	18	16	24	24	106	115	114	91	57	32	35	33	22	771	473	24	576	21	3
	Female	0	7	13	3	14	8	6	7	9	11	7	6	5	45	46	49	26	23	11	16	5	10	327					
Arson	Male	0	0	1	0	0	1	0	0	0	1	0	0	1	0	2	0	1	0	0	0	0	0	7	5	0	6	0	0
	Female	0	0	0	0	0	0	0	0	0	0	0	0	0	0	1	1	0	0	1	1	0	0	4					
Forgery and Counterfeiting	Male	0	0	0	0	0	0	0	0	0	0	0	0	0	1	0	0	0	0	0	0	0	0	1	2	0	0	0	0
	Female	0	0	0	0	0	0	0	0	0	0	0	0	0	0	0	0	1	0	0	0	0	0	1					
Fraud	Male	0	0	0	0	0	0	0	1	0	1	0	0	0	1	1	1	1	0	0	0	0	0	6	10	0	2	0	0
	Female	0	0	0	0	0	0	0	0	0	0	1	0	0	1	0	1	2	0	0	0	0	1	6					
Embezzlement	Male	0	0	0	0	0	0	0	0	0	0	0	0	0	0	0	0	0	0	0	0	0	0	0	1	1	0	0	0
	Female	0	0	0	0	0	0	0	0	0	1	0	0	0	0	0	0	0	0	0	0	0	0	1					
Stolen Property; Buying, Receiving, Possessing	Male	0	0	0	0	0	0	0	0	0	0	0	0	0	1	1	0	1	1	0	0	0	0	4	3	0	0	1	0
	Female	0	0	0	0	0	0	0	0	0	0	0	0	0	0	0	0	0	0	0	0	0	0	0					
Vandalism	Male	2	4	7	8	4	6	2	7	4	4	5	2	3	20	24	18	10	3	2	3	4	1	143	96	3	100	3	0
	Female	0	1	4	1	1	1	1	0	2	0	2	2	1	12	6	10	6	5	4	1	0	0	60					
Weapons; Carrying, Possessing, etc.	Male	0	0	0	0	0	1	0	2	0	1	2	0	0	7	6	8	5	1	2	3	1	0	39	32	4	13	0	0
	Female	0	0	0	0	0	0	0	0	0	0	0	1	0	1	3	4	0	0	0	1	0	0	10					
Prostitution and Commercialized Vice	Male	0	0	0	0	0	0	0	0	0	0	0	0	0	0	0	0	0	0	0	0	0	0	0	0	0	0	0	0
	Female	0	0	0	0	0	0	0	0	0	0	0	0	0	0	0	0	0	0	0	0	0	0	0					
Prostitution	Male	0	0	0	0	0	0	0	0	0	0	0	0	0	0	0	0	0	0	0	0	0	0	0	0	0	0	0	0
	Female	0	0	0	0	0	0	0	0	0	0	0	0	0	0	0	0	0	0	0	0	0	0	0					



Arrestee Summary Report

Beginning Date: 01/01/2021

Ending Date: 12/31/2021

Classification of Offenses	Sex	Under 10	10-12	13-14	15	16	17	18	19	20	21	22	23	24	25-29	30-34	35-39	40-44	45-49	50-54	55-59	60-64	65 and Over	Total	White	Black	American Indian / Alaskan Native	Asian	Native Hawaiian / Other Pacific Islander
Assisting or Promoting Prostitution	Male	0	0	0	0	0	0	0	0	0	0	0	0	0	0	0	0	0	0	0	0	0	0	0	0	0	0	0	
	Female	0	0	0	0	0	0	0	0	0	0	0	0	0	0	0	0	0	0	0	0	0	0	0	0	0	0	0	0
Purchasing Prostitution	Male	0	0	0	0	0	0	0	0	0	0	0	0	0	0	0	0	0	0	0	0	0	0	0	0	0	0	0	
	Female	0	0	0	0	0	0	0	0	0	0	0	0	0	0	0	0	0	0	0	0	0	0	0	0	0	0	0	
Sex Offenses (Except Rape and Prostitution)	Male	0	2	3	2	0	1	1	2	1	0	1	0	1	5	1	5	2	2	0	1	1	1	32	14	2	14	2	
	Female	0	0	0	0	0	0	0	0	0	0	0	0	0	0	1	1	0	0	0	0	0	0	2					
Drug Abuse Violations - Grand Total	Male	0	1	2	4	2	1	3	2	0	3	0	2	4	20	29	25	17	18	10	12	2	2	159	173	5	74	6	
	Female	0	0	1	1	1	2	4	4	2	2	2	2	4	19	17	15	4	11	5	2	2	0	100					
(1) Sale/Manufacturing - Subtotal	Male	0	1	1	0	0	0	1	1	0	0	0	0	0	5	9	6	1	7	4	6	2	1	45	46	3	25	4	
	Female	0	0	0	0	0	1	0	0	0	1	0	1	1	9	4	7	1	4	2	1	1	0	33					
18a - Opium/Cocaine	Male	0	1	1	0	0	0	0	0	0	0	0	0	0	4	7	5	0	5	1	2	2	1	29	34	2	15	0	
	Female	0	0	0	0	0	0	0	0	0	1	0	1	1	6	4	4	1	2	1	0	1	0	22					
18b - Marijuana	Male	0	0	0	0	0	0	1	0	0	0	0	0	0	0	0	0	0	1	0	0	0	0	2	3	0	0	0	
	Female	0	0	0	0	0	0	0	0	0	0	0	0	0	0	0	0	0	0	1	0	0	0	1					
18c - Synthetic Narcotics - Manufactured Narcotics Which Can Cause True Drug Addiction (Demerol, Methadones)	Male	0	0	0	0	0	0	0	0	0	0	0	0	0	0	0	0	0	0	0	0	0	0	0	0	0	0	0	
	Female	0	0	0	0	0	0	0	0	0	0	0	0	0	0	0	0	0	0	0	0	0	0	0	0	0	0	0	
18d - Other - Dangerous Nonnarcotic Drugs (Barbiturates, Benzadrine)	Male	0	0	0	0	0	0	0	1	0	0	0	0	0	1	2	1	1	1	3	4	0	0	14	9	1	10	4	
	Female	0	0	0	0	0	1	0	0	0	0	0	0	0	3	0	3	0	1	1	1	0	0	10					
(2) Possession - Subtotal	Male	0	0	1	4	2	1	2	1	0	3	0	2	4	15	20	19	16	11	6	6	0	1	114	127	2	49	2	
	Female	0	0	1	1	1	1	4	4	2	1	2	1	3	10	13	8	3	7	3	1	1	0	67					
18e - Opium or Cocaine and Their Derivatives (Morphine, Heroin, Codeine)	Male	0	0	0	0	0	0	0	0	0	1	0	1	1	7	10	5	7	6	3	1	0	0	42	50	0	13	2	
	Female	0	0	0	0	0	0	0	1	0	0	1	0	2	4	6	3	2	1	1	1	1	0	23					
18f - Marijuana	Male	0	0	1	4	2	1	2	1	0	0	0	0	2	0	0	1	0	0	0	0	0	0	14	14	2	9	0	
	Female	0	0	1	1	0	1	2	3	1	0	0	0	0	0	0	0	0	1	1	0	0	0	11					
18g - Synthetic Narcotics - Manufactured Narcotics Which Can Cause True Drug Addiction (Demerol, Methadones)	Male	0	0	0	0	0	0	0	0	0	0	0	0	0	0	1	0	0	1	0	0	0	0	2	4	0	2	0	
	Female	0	0	0	0	0	0	0	0	0	0	0	0	0	1	1	0	0	2	0	0	0	0	4					
18h - Other - Dangerous Nonnarcotic Drugs	Male	0	0	0	0	0	0	0	0	0	2	0	1	1	8	9	13	9	4	3	5	0	1	56	59	0	25	0	
	Female	0	0	0	0	1	0	2	0	1	1	1	1	1	5	6	5	1	3	1	0	0	0	29					
Gambling - Total	Male	0	0	0	0	0	0	0	0	0	0	0	0	0	0	0	0	0	0	0	0	0	0	0	0	0	0	0	
	Female	0	0	0	0	0	0	0	0	0	0	0	0	0	0	0	0	0	0	0	0	0	0	0	0	0	0	0	



Arrestee Summary Report

Beginning Date: 01/01/2021

Ending Date: 12/31/2021

Classification of Offenses	Sex	Under 10	10-12	13-14	15	16	17	18	19	20	21	22	23	24	25-29	30-34	35-39	40-44	45-49	50-54	55-59	60-64	65 and Over	Total	White	Black	American Indian / Alaskan Native	Asian	Native Hawaiian / Other Pacific Islander
Bookmaking (Horse and Sport Book)	Male	0	0	0	0	0	0	0	0	0	0	0	0	0	0	0	0	0	0	0	0	0	0	0	0	0	0	0	0
	Female	0	0	0	0	0	0	0	0	0	0	0	0	0	0	0	0	0	0	0	0	0	0	0	0	0	0	0	0
Numbers and Lottery	Male	0	0	0	0	0	0	0	0	0	0	0	0	0	0	0	0	0	0	0	0	0	0	0	0	0	0	0	0
	Female	0	0	0	0	0	0	0	0	0	0	0	0	0	0	0	0	0	0	0	0	0	0	0	0	0	0	0	0
All Other Gambling	Male	0	0	0	0	0	0	0	0	0	0	0	0	0	0	0	0	0	0	0	0	0	0	0	0	0	0	0	0
	Female	0	0	0	0	0	0	0	0	0	0	0	0	0	0	0	0	0	0	0	0	0	0	0	0	0	0	0	0
Offenses Against The Family and Children	Male	0	0	0	0	0	0	0	0	0	0	0	0	0	0	3	0	0	0	1	0	0	0	4	3	0	2	0	0
	Female	0	0	0	0	0	0	0	0	0	1	0	0	0	0	0	0	0	0	0	0	0	0	1	1	0	0	0	0
Driving Under The Influence	Male	0	0	0	0	1	5	10	15	13	13	20	21	16	70	77	74	49	41	40	35	32	27	559	551	16	209	9	0
	Female	0	0	0	0	1	0	2	5	4	2	6	4	6	32	41	41	20	23	17	13	12	7	236	0	0	0	0	0
Liquor Laws	Male	0	0	0	1	0	2	1	5	3	1	2	1	1	5	1	3	1	1	3	0	1	0	32	15	0	54	0	0
	Female	0	0	2	1	0	1	1	5	1	0	0	1	0	11	6	1	0	5	0	1	2	1	39	0	0	0	0	0
Drunkenness	Male	0	0	0	0	1	1	0	0	0	0	0	0	0	0	0	0	0	0	0	0	0	0	2	0	1	0	0	0
	Female	0	0	0	0	0	0	0	0	0	0	0	0	0	0	0	0	0	0	0	0	0	0	0	0	0	0	0	0
Disorderly Conduct	Male	0	1	0	0	1	0	0	0	3	2	2	1	2	8	6	9	8	2	3	3	2	5	58	39	2	41	1	0
	Female	0	0	1	0	0	0	1	0	2	0	0	0	1	4	6	4	2	2	1	0	0	1	25	0	0	0	0	0
Vagrancy	Male	0	0	0	0	0	0	0	0	0	0	0	0	0	0	0	0	0	0	0	0	0	0	0	0	0	0	0	0
	Female	0	0	0	0	0	0	0	0	0	0	0	0	0	0	0	0	0	0	0	0	0	0	0	0	0	0	0	0
All Other Offenses (Except Traffic)	Male	0	0	3	1	6	15	26	38	33	34	37	41	45	224	298	281	244	167	178	168	130	171	2,140	1,816	30	525	84	8
	Female	0	0	0	2	3	2	8	6	10	3	4	14	13	52	74	64	54	33	28	30	15	21	436	0	0	0	0	0
Suspicion	Male	0	0	0	0	0	0	0	0	0	0	0	0	0	0	0	0	0	0	0	0	0	0	0	0	0	0	0	0
	Female	0	0	0	0	0	0	0	0	0	0	0	0	0	0	0	0	0	0	0	0	0	0	0	0	0	0	0	0
Curfew and Loitering Law Violations	Male	0	0	0	0	0	0	0	0	0	0	0	0	0	0	0	0	0	0	0	0	0	0	0	0	0	0	0	0
	Female	0	0	0	0	0	0	0	0	0	0	0	0	0	0	0	0	0	0	0	0	0	0	0	0	0	0	0	0
Runaway	Male	0	0	0	0	0	0	0	0	0	0	0	0	0	0	0	0	0	0	0	0	0	0	0	0	0	0	0	0
	Female	0	0	0	0	0	0	0	0	0	0	0	0	0	0	0	0	0	0	0	0	0	0	0	0	0	0	0	0
Human Trafficking/Commercial Sex Acts	Male	0	0	0	0	0	0	0	0	0	0	0	0	0	0	1	0	0	0	0	0	0	0	1	0	0	1	0	0
	Female	0	0	0	0	0	0	0	0	0	0	0	0	0	0	0	0	0	0	0	0	0	0	0	0	0	0	0	0
Human Trafficking/Involuntary Servitude	Male	0	0	0	0	0	0	0	0	0	0	0	0	0	0	0	0	0	0	0	0	0	0	0	0	0	0	0	0
	Female	0	0	0	0	0	0	0	0	0	0	0	0	0	0	0	0	0	0	0	0	0	0	0	0	0	0	0	0
SUB TOTAL	Male	2	27	65	34	42	54	64	100	87	101	99	106	117	559	682	631	511	338	305	287	217	242	4,670					
	Female	0	12	29	11	21	15	23	30	34	22	24	37	35	217	233	213	128	116	69	74	40	42	1,425					
TOTAL		2	39	94	45	63	69	87	130	121	123	123	143	152	776	915	844	639	454	374	361	257	284	6,095	3,692	107	2,009	138	12



SRS Summary Report

Beginning Date: 01/01/2021

Ending Date: 12/31/2021

Return of Arson Offenses

Agency: ALASKA STATE TROOPERS

Property Classification	Offenses Reported	Unfounded	Actual Offenses	Offenses Cleared	Clearances Involving Under 18	Offenses-Uninhabited Structures	Est. Value of Property Damage
A. Single Occupancy Residential: Houses, Townhouses, Duplexes, etc.	15	0	15	9	3	0	830,009
B. Other Residential: Apartments, Tenements, Flats, Hotels, Motels, Inns, Dormitories, Boarding Houses, etc.	0	0	0	0	0	0	0
C. Storage: Barns, Garages, Warehouses, etc.	1	0	1	1	1	0	1
D. Industrial/Manufacturing	0	0	0	0	0	0	0
E. Other Commercial: Stores, Restaurants, Offices, etc.	3	0	3	2	2	0	3
F. Community/Public: Churches, Jails, Schools, Colleges, Hospitals, etc.	2	0	2	2	2	0	3
G. All Other Structure: Out Buildings, Monuments, Buildings Under Construction, etc.	2	0	2	2	0	0	20,001
TOTAL STRUCTURE	23	0	23	16	8	0	850,017
H. Motor Vehicles: Automobiles, Trucks, Buses, Motorcycles, etc.: UCR Definition	14	0	14	4	0	0	33,074
I. Other Mobile Property: Trailers, Recreational Vehicles, Airplanes, Boats, etc.	2	0	2	1	0	0	288
TOTAL MOBILE	16	0	16	5	0	0	33,362
J. TOTAL OTHER Crops, Timber, Fences, Signs, etc.	3	0	3	2	1	0	185
GRAND TOTAL	44	0	44	25	9	0	883,564



SRS Summary Report

Beginning Date: 01/01/2021

Ending Date: 12/31/2021

Human Trafficking By Agency

Agency: ALASKA STATE TROOPERS

Agency	ORI	Human Trafficking Classification	Offenses Reported	Unfounded	Number of Actual Offenses	Total Offenses Cleared by Arrest or Exceptional Means	Number of Clearances Involving Only Persons Under 18 Years of Age
ALASKA STATE TROOPERS	AKAST0100	Commercial Sex Acts	2	0	2	0	0
		Involuntary Servitude	0	0	0	0	0
		Total	2	0	2	0	0
Grand Total			2	0	2	0	0



SRS Summary Report

Beginning Date: 01/01/2021

Ending Date: 12/31/2021

Return A

Agency: BETHEL POLICE DEPARTMENT

Classification of Offenses	Offenses Reported	Unfounded	Actual Offenses	Tot. Offenses Cleared	Clearances Involving Persons Under 18 Yr. of Age
Murder/NonNegligent Homicide(Total)	3	0	3	2	0
Manslaughter by Negligence(Total)	0	0	0	0	0
Rape(Total)	18	0	18	6	1
Rape	18	0	18	6	1
Attempted Rape	0	0	0	0	0
Robbery(Total)	4	0	4	0	0
Robbery - Firearm	0	0	0	0	0
Robbery - Knife or Cutting Instrument	0	0	0	0	0
Robbery - Other Dangerous Weapon	0	0	0	0	0
Robbery - StrongArm(Hands,Fists,Feet,etc)	4	0	4	0	0
Assault(Total)	421	0	421	287	6
Assault - Firearm	17	0	17	12	1
Assault - Knife or Cutting Instrument	15	0	15	11	0
Assault - Other Dangerous Weapon	15	0	15	13	0
Assault - StrongArm(Hands,Fists,Feet,etc)	12	0	12	8	0
Assault - Other(Simple, Not Aggravated)	362	0	362	243	5
Burglary(Total)	11	0	11	3	1
Burglary - Forcible Entry	8	0	8	2	1
Burglary - Unlawful Entry(No Force)	3	0	3	1	0
Burglary - Attempted Forcible Entry	0	0	0	0	0
Larceny(Total) - Theft(Excluding Motor Vehicles)	24	0	24	8	0
Motor Vehicle Theft(Total)	16	0	16	3	0
Motor Vehicle Theft - Autos	11	0	11	2	0
Motor Vehicle Theft - Trucks and Buses	4	0	4	1	0
Motor Vehicle Theft - Other Vehicles	1	0	1	0	0
Grand Total	497	0	497	309	8



SRS Summary Report

Beginning Date: 01/01/2021

Ending Date: 12/31/2021

Supplement Return A

Agency: BETHEL POLICE DEPARTMENT

Classification of Offenses	Actual Offenses	Value of Property	Type of Property	Stolen	Recovered
MURDER AND NONNEGLIGENT MANSLAUGHTER	3	0	Currency, Notes, Etc.	29,055	730
RAPE	18	0	Jewelry and Precious Metals	2,000	0
ROBBERY - HIGHWAY (streets, alleys, etc.)	1	500	Clothing and Furs	91	0
COMMERCIAL HOUSE (except c, d, and f)	0	0	Locally Stolen Motor Vehicles	43,342	15,340
GAS OR SERVICE STATION	0	0	Office Equipment	3,736	836
CONVENIENCE STORE	0	0	Televisions, Radios, Stereos, Etc.	0	0
RESIDENCE	2	753	Firearms	1	1
BANK	1	973	Household Goods	3	0
MISCELLANEOUS	0	0	Consumable Goods	1,567	152
TOTAL ROBBERY	4	2,226	Livestock	0	0
BURGLARY - BREAKING OR ENTERING - RESIDENCE (dwelling) NIGHT (6 p.m. - 6 a.m.)	3	1	Miscellaneous	6,058	2,500
DAY (6 a.m. - 6 p.m.)	0	0	TOTAL	85,853	19,559
UNKNOWN	0	0			
NON-RESIDENCE (store, office, etc.) NIGHT (6 p.m. - 6 a.m.)	8	7,623			
DAY (6 a.m. - 6 p.m.)	0	0			
UNKNOWN	0	0			
TOTAL BURGLARY	11	7,624			
LARCENY - THEFT (Except Motor Vehicle Theft) - \$200 AND OVER	6	32,088			
\$50 TO \$199	4	486			
UNDER \$50	14	88			
TOTAL LARCENY (Same as Item 6x)	24	32,662			
MOTOR VEHICLE THEFT (Include Alleged Joy Ride)	16	43,342			
GRAND TOTAL - ALL ITEMS		85,854			
ADDITIONAL ANALYSIS OF LARCENY AND MOTOR VEHICLE THEFT - 6x. NATURE OF LARCENIES UNDER ITEM 6 (POCKET-PICKING)	0	0			
PURSE-SNATCHING	0	0			
SHOPLIFTING	8	226			
FROM MOTOR VEHICLES (except e)	1	170			
MOTOR VEHICLE PARTS AND ACCESSORIES	0	0			

Grand Totals for 'Property Stolen by Type and Value' and 'Property Stolen by Classification' may not match due to NIBRS conversion specification set by the FBI.



SRS Summary Report

Beginning Date: 01/01/2021

Ending Date: 12/31/2021

Classification of Offenses	Actual Offenses	Value of Property
BICYCLES	1	1
FROM BUILDING (except c and h)	8	28,263
FROM ANY COIN-OPERATED MACHINES (parking meters, etc.)	0	0
ALL OTHER	6	4,002
TOTAL LARCENIES (Same as Item 6)	24	32,662
MOTOR VEHICLES RECOVERED (STOLEN LOCALLY AND RECOVERED LOCALLY)	0	
STOLEN LOCALLY AND RECOVERED BY OTHER JURISDICTIONS	0	
TOTAL LOCALLY STOLEN MOTOR VEHICLES RECOVERED	10	
STOLEN IN OTHER JURISDICTIONS AND RECOVERED LOCALLY	0	

Grand Totals for 'Property Stolen by Type and Value' and 'Property Stolen by Classification' may not match due to NIBRS conversion specification set by the FBI.



SRS Summary Report

Beginning Date: 01/01/2021

Ending Date: 12/31/2021

Law Enforcement Officers Killed or Assaulted

Agency: BETHEL POLICE DEPARTMENT

Police Officers Killed Feloniously	Police Officers Killed Accidentally
0	0

Type of Activity	Total Assaults by Weapon	Firearm	Knife or Other Cutting Instrum.	Other Dangerous Weapon	Hands Fists Feet etc.	Two Man Vehicle	One-Man Vehicle		Detective or Special Assign		Other		Police Assaults Cleared
							Alone	Assisted	Alone	Assisted	Alone	Assisted	
Responding to disturbance call (family quarrels, person with firearm, etc.)	19	0	0	1	18	2	2	15	0	0	0	0	18
Burglaries in progress or pursuing burglary suspects	0	0	0	0	0	0	0	0	0	0	0	0	0
Robberies in progress or pursuing robbery suspects	0	0	0	0	0	0	0	0	0	0	0	0	0
Attempting other arrests	1	0	0	0	1	0	1	0	0	0	0	0	0
Civil disorder (riot, mass disobedience, etc.)	0	0	0	0	0	0	0	0	0	0	0	0	0
Handling, transporting, custody of prisoners	0	0	0	0	0	0	0	0	0	0	0	0	0
Investigating suspicious persons or circumstances	1	0	0	0	1	0	0	1	0	0	0	0	1
Ambush - no warning	0	0	0	0	0	0	0	0	0	0	0	0	0
Handling persons with mental illness	0	0	0	0	0	0	0	0	0	0	0	0	0
Traffic pursuits and stops	0	0	0	0	0	0	0	0	0	0	0	0	0
All other	1	0	0	0	1	0	0	1	0	0	0	0	1
TOTAL	22	0	0	1	21	2	3	17	0	0	0	0	20
Number with personal injury	3	0	0	0	3	0	0	0	0	0	0	0	0



SRS Summary Report

Beginning Date: 01/01/2021

Ending Date: 12/31/2021

Type of Activity	Total Assaults by Weapon	Firearm	Knife or Other Cutting Instrum.	Other Dangerous Weapon	Hands Fists Feet etc.	Two Man Vehicle	One-Man Vehicle		Detective or Special Assign		Other		Police Assaults Cleared
							Alone	Assisted	Alone	Assisted	Alone	Assisted	
Number without personal injury	19	0	0	1	18	0	0	0	0	0	0	0	0

Time of assaults	12:01 - 2:00	2:01 - 4:00	4:01 - 6:00	6:01 - 8:00	8:01 - 10:00	10:01 - 12:00
Time of Assault AM	22	0	0	0	0	0
PM	0	0	0	0	0	0



Arrestee Summary Report

Beginning Date: 01/01/2021

Ending Date: 12/31/2021

Arrests by Age/Sex/Race

Agency: BETHEL POLICE DEPARTMENT

Offense: All

Classification of Offenses	Sex	Under 10	10-12	13-14	15	16	17	18	19	20	21	22	23	24	25-29	30-34	35-39	40-44	45-49	50-54	55-59	60-64	65 and Over	Total	White	Black	American Indian / Alaskan Native	Asian	Native Hawaiian / Other Pacific Islander	
Murder and Nonnegligent Manslaughter	Male	0	0	0	0	0	0	0	0	0	0	0	0	0	0	0	1	0	0	0	0	0	0	1	1	0	1	0	0	
	Female	0	0	0	0	0	0	0	0	0	0	0	0	0	0	0	1	0	0	0	0	0	0	0	1					
Manslaughter by Negligence	Male	0	0	0	0	0	0	0	0	0	0	0	0	0	0	0	0	0	0	0	0	0	0	0	0	0	0	0	0	
	Female	0	0	0	0	0	0	0	0	0	0	0	0	0	0	0	0	0	0	0	0	0	0	0	0	0	0	0	0	
Rape	Male	0	0	0	0	0	1	0	0	1	0	0	0	1	0	1	1	0	0	0	0	0	0	0	5	0	0	5	0	0
	Female	0	0	0	0	0	0	0	0	0	0	0	0	0	0	0	0	0	0	0	0	0	0	0	0	0	0	0	0	
Robbery	Male	0	0	0	0	0	0	0	0	0	0	0	0	0	0	0	0	0	0	0	0	0	0	0	0	0	0	0	0	
	Female	0	0	0	0	0	0	0	0	0	0	0	0	0	0	0	0	0	0	0	0	0	0	0	0	0	0	0	0	
Aggravated Assault (Return A - 4a-d)	Male	0	0	0	0	0	1	1	0	0	0	1	0	0	4	5	3	3	3	0	3	0	0	24	2	1	26	0	0	
	Female	0	0	0	0	0	0	0	0	0	0	1	0	0	2	2	0	0	0	0	0	0	0	5						
Burglary - Breaking or Entering	Male	0	0	1	0	0	0	0	0	0	1	0	0	0	2	0	0	0	0	0	0	0	0	4	0	0	5	0	0	
	Female	0	0	0	0	0	0	0	0	0	1	0	0	0	1	0	0	0	0	0	0	0	0	2						
Larceny-Theft (Except Motor Vehicle Theft)	Male	0	0	0	0	0	0	0	0	0	0	0	0	1	4	0	0	1	0	0	0	0	0	6	0	0	7	0	0	
	Female	0	0	0	0	0	0	0	0	0	0	0	0	0	0	0	1	0	0	0	0	0	0	1						
Motor Vehicle Theft	Male	0	0	0	0	0	0	0	1	0	0	0	0	0	1	1	0	0	0	0	0	0	0	3	0	0	3	0	0	
	Female	0	0	0	0	0	0	0	0	0	0	0	0	0	0	0	0	0	0	0	0	0	0	0	0	0	0	0	0	
Other Assaults (Return A - 4e)	Male	0	0	0	0	0	0	1	3	1	2	2	4	5	18	31	21	22	4	6	3	1	0	124	3	1	200	0	0	
	Female	0	0	0	0	1	1	1	4	2	2	5	4	5	15	13	10	6	4	4	3	1	0	81						
Arson	Male	0	0	0	0	0	0	0	0	0	0	0	0	0	0	0	0	0	0	0	0	0	0	0	0	0	0	0	0	
	Female	0	0	0	0	0	0	0	0	0	0	0	0	0	0	0	0	0	0	0	0	0	0	0	0	0	0	0	0	
Forgery and Counterfeiting	Male	0	0	0	0	0	0	0	0	0	0	0	0	0	0	0	0	0	0	0	0	0	0	0	0	0	0	0	0	
	Female	0	0	0	0	0	0	0	0	0	0	0	0	0	0	0	0	0	0	0	0	0	0	0	0	0	0	0	0	
Fraud	Male	0	0	0	0	0	0	0	0	0	0	0	0	0	0	0	0	0	0	0	0	0	0	0	0	0	0	0	0	
	Female	0	0	0	0	0	0	0	0	0	0	0	0	0	0	0	0	0	0	0	0	0	0	0	0	0	0	0	0	
Embezzlement	Male	0	0	0	0	0	0	0	0	0	0	0	0	0	0	0	0	0	0	0	0	0	0	0	0	0	0	0	0	
	Female	0	0	0	0	0	0	0	0	0	0	0	0	0	0	0	0	0	0	0	0	0	0	0	0	0	0	0	0	
Stolen Property; Buying, Receiving, Possessing	Male	0	0	0	0	0	0	0	0	0	0	0	0	0	0	0	0	0	0	0	0	0	1	1	0	0	2	0	0	
	Female	0	0	0	0	0	0	0	0	0	0	0	0	0	1	0	0	0	0	0	0	0	0	1						
Vandalism	Male	0	0	0	0	0	0	1	0	0	0	1	0	0	2	5	3	1	1	0	2	1	0	17	0	0	23	0	0	
	Female	0	0	0	1	0	0	0	1	0	0	0	0	0	1	0	0	3	0	0	0	0	0	6						
Weapons; Carrying, Possessing, etc.	Male	0	0	1	0	0	0	0	0	0	0	0	0	0	0	1	1	0	0	0	0	0	0	3	1	0	3	0	0	
	Female	0	0	0	0	0	0	0	0	0	0	0	0	0	0	0	1	0	0	0	0	0	0	1						
Prostitution and Commercialized Vice	Male	0	0	0	0	0	0	0	0	0	0	0	0	0	0	0	0	0	0	0	0	0	0	0	0	0	0	0	0	
	Female	0	0	0	0	0	0	0	0	0	0	0	0	0	0	0	0	0	0	0	0	0	0	0	0	0	0	0	0	
Prostitution	Male	0	0	0	0	0	0	0	0	0	0	0	0	0	0	0	0	0	0	0	0	0	0	0	0	0	0	0	0	
	Female	0	0	0	0	0	0	0	0	0	0	0	0	0	0	0	0	0	0	0	0	0	0	0	0	0	0	0	0	



Arrestee Summary Report

Beginning Date: 01/01/2021

Ending Date: 12/31/2021

Classification of Offenses	Sex	Under 10	10-12	13-14	15	16	17	18	19	20	21	22	23	24	25-29	30-34	35-39	40-44	45-49	50-54	55-59	60-64	65 and Over	Total	White	Black	American Indian / Alaskan Native	Asian	Native Hawaiian / Other Pacific Islander
Assisting or Promoting Prostitution	Male	0	0	0	0	0	0	0	0	0	0	0	0	0	0	0	0	0	0	0	0	0	0	0	0	0	0	0	
	Female	0	0	0	0	0	0	0	0	0	0	0	0	0	0	0	0	0	0	0	0	0	0	0	0	0	0	0	0
Purchasing Prostitution	Male	0	0	0	0	0	0	0	0	0	0	0	0	0	0	0	0	0	0	0	0	0	0	0	0	0	0	0	
	Female	0	0	0	0	0	0	0	0	0	0	0	0	0	0	0	0	0	0	0	0	0	0	0	0	0	0	0	0
Sex Offenses (Except Rape and Prostitution)	Male	0	0	0	0	0	0	0	0	0	0	0	0	0	1	1	1	1	0	1	1	0	0	6	0	0	6	0	
	Female	0	0	0	0	0	0	0	0	0	0	0	0	0	0	0	0	0	0	0	0	0	0	0	0	0	0	0	
Drug Abuse Violations - Grand Total	Male	0	0	0	0	0	0	0	0	0	0	0	0	0	0	0	1	0	0	0	0	0	0	1	0	0	3	0	
	Female	0	0	0	0	0	0	0	0	0	0	0	0	0	1	1	0	0	0	0	0	0	0	2	0	0	0	0	
(1) Sale/Manufacturing - Subtotal	Male	0	0	0	0	0	0	0	0	0	0	0	0	0	0	0	0	0	0	0	0	0	0	0	0	0	0	0	
	Female	0	0	0	0	0	0	0	0	0	0	0	0	0	0	0	0	0	0	0	0	0	0	0	0	0	0	0	
18a - Opium/Cocaine	Male	0	0	0	0	0	0	0	0	0	0	0	0	0	0	0	0	0	0	0	0	0	0	0	0	0	0	0	
	Female	0	0	0	0	0	0	0	0	0	0	0	0	0	0	0	0	0	0	0	0	0	0	0	0	0	0	0	
18b - Marijuana	Male	0	0	0	0	0	0	0	0	0	0	0	0	0	0	0	0	0	0	0	0	0	0	0	0	0	0	0	
	Female	0	0	0	0	0	0	0	0	0	0	0	0	0	0	0	0	0	0	0	0	0	0	0	0	0	0	0	
18c - Synthetic Narcotics - Manufactured Narcotics Which Can Cause True Drug Addiction (Demerol, Methadones)	Male	0	0	0	0	0	0	0	0	0	0	0	0	0	0	0	0	0	0	0	0	0	0	0	0	0	0	0	
	Female	0	0	0	0	0	0	0	0	0	0	0	0	0	0	0	0	0	0	0	0	0	0	0	0	0	0	0	
18d - Other - Dangerous Nonnarcotic Drugs (Barbiturates, Benzadrine)	Male	0	0	0	0	0	0	0	0	0	0	0	0	0	0	0	0	0	0	0	0	0	0	0	0	0	0	0	
	Female	0	0	0	0	0	0	0	0	0	0	0	0	0	0	0	0	0	0	0	0	0	0	0	0	0	0	0	
(2) Possession - Subtotal	Male	0	0	0	0	0	0	0	0	0	0	0	0	0	0	0	1	0	0	0	0	0	0	1	0	0	3	0	
	Female	0	0	0	0	0	0	0	0	0	0	0	0	0	1	1	0	0	0	0	0	0	0	2	0	0	0	0	
18e - Opium or Cocaine and Their Derivatives (Morphine, Heroin, Codeine)	Male	0	0	0	0	0	0	0	0	0	0	0	0	0	0	0	1	0	0	0	0	0	0	1	0	0	1	0	
	Female	0	0	0	0	0	0	0	0	0	0	0	0	0	0	0	0	0	0	0	0	0	0	0	0	0	0	0	
18f - Marijuana	Male	0	0	0	0	0	0	0	0	0	0	0	0	0	0	0	0	0	0	0	0	0	0	0	0	0	0	0	
	Female	0	0	0	0	0	0	0	0	0	0	0	0	0	0	0	0	0	0	0	0	0	0	0	0	0	0	0	
18g - Synthetic Narcotics - Manufactured Narcotics Which Can Cause True Drug Addiction (Demerol, Methadones)	Male	0	0	0	0	0	0	0	0	0	0	0	0	0	0	0	0	0	0	0	0	0	0	0	0	0	0	0	
	Female	0	0	0	0	0	0	0	0	0	0	0	0	0	0	0	0	0	0	0	0	0	0	0	0	0	0	0	
18h - Other - Dangerous Nonnarcotic Drugs	Male	0	0	0	0	0	0	0	0	0	0	0	0	0	0	0	0	0	0	0	0	0	0	0	0	0	2	0	
	Female	0	0	0	0	0	0	0	0	0	0	0	0	0	1	1	0	0	0	0	0	0	0	2	0	0	0	0	
Gambling - Total	Male	0	0	0	0	0	0	0	0	0	0	0	0	0	0	0	0	0	0	0	0	0	0	0	0	0	0	0	
	Female	0	0	0	0	0	0	0	0	0	0	0	0	0	0	0	0	0	0	0	0	0	0	0	0	0	0	0	



Arrestee Summary Report

Beginning Date: 01/01/2021

Ending Date: 12/31/2021

Classification of Offenses	Sex	Under 10	10-12	13-14	15	16	17	18	19	20	21	22	23	24	25-29	30-34	35-39	40-44	45-49	50-54	55-59	60-64	65 and Over	Total	White	Black	American Indian / Alaskan Native	Asian	Native Hawaiian / Other Pacific Islander
Bookmaking (Horse and Sport Book)	Male	0	0	0	0	0	0	0	0	0	0	0	0	0	0	0	0	0	0	0	0	0	0	0	0	0	0	0	
	Female	0	0	0	0	0	0	0	0	0	0	0	0	0	0	0	0	0	0	0	0	0	0	0	0	0	0	0	0
Numbers and Lottery	Male	0	0	0	0	0	0	0	0	0	0	0	0	0	0	0	0	0	0	0	0	0	0	0	0	0	0	0	
	Female	0	0	0	0	0	0	0	0	0	0	0	0	0	0	0	0	0	0	0	0	0	0	0	0	0	0	0	0
All Other Gambling	Male	0	0	0	0	0	0	0	0	0	0	0	0	0	0	0	0	0	0	0	0	0	0	0	0	0	0	0	
	Female	0	0	0	0	0	0	0	0	0	0	0	0	0	0	0	0	0	0	0	0	0	0	0	0	0	0	0	
Offenses Against The Family and Children	Male	0	0	0	0	0	0	0	0	0	0	0	0	0	0	0	0	0	0	0	0	0	0	0	0	0	1	0	
	Female	0	0	0	0	0	0	0	0	0	0	0	1	0	0	0	0	0	0	0	0	0	0	0	1	0	0	0	
Driving Under The Influence	Male	0	0	0	0	0	0	0	0	0	0	0	0	1	3	6	1	4	0	2	1	0	0	18	1	1	33	0	
	Female	0	0	1	0	0	0	0	0	0	1	0	0	2	3	5	1	1	0	2	1	0	0	17	0	0	0	0	
Liquor Laws	Male	0	0	0	0	0	0	0	0	0	0	0	0	0	0	0	0	0	0	0	0	0	0	0	0	0	0	0	
	Female	0	0	0	0	0	0	0	0	0	0	0	0	0	0	0	0	0	0	0	0	0	0	0	0	0	0	0	
Drunkenness	Male	0	0	0	0	0	0	0	0	0	0	0	0	0	0	0	0	0	0	0	0	0	0	0	0	0	0	0	
	Female	0	0	0	0	0	0	0	0	0	0	0	0	0	0	0	0	0	0	0	0	0	0	0	0	0	0	0	
Disorderly Conduct	Male	0	0	0	0	0	0	1	0	1	0	2	2	2	12	8	12	12	2	2	6	1	0	63	0	0	104	0	
	Female	0	0	0	0	0	0	0	1	1	4	0	0	1	6	7	10	6	1	2	1	1	1	41	0	0	0	0	
Vagrancy	Male	0	0	0	0	0	0	0	0	0	0	0	0	0	0	0	0	0	0	0	0	0	0	0	0	0	0	0	
	Female	0	0	0	0	0	0	0	0	0	0	0	0	0	0	0	0	0	0	0	0	0	0	0	0	0	0	0	
All Other Offenses (Except Traffic)	Male	0	0	0	0	0	0	0	0	0	1	1	3	2	18	26	27	17	8	6	0	3	0	112	0	0	200	0	
	Female	0	0	0	0	0	0	0	0	1	4	0	2	4	27	13	9	11	1	12	1	1	2	88	0	0	0	0	
Suspicion	Male	0	0	0	0	0	0	0	0	0	0	0	0	0	0	0	0	0	0	0	0	0	0	0	0	0	0	0	
	Female	0	0	0	0	0	0	0	0	0	0	0	0	0	0	0	0	0	0	0	0	0	0	0	0	0	0	0	
Curfew and Loitering Law Violations	Male	0	0	0	0	0	0																	0	0	0	0	0	
	Female	0	0	0	0	0	0																	0	0	0	0	0	
Runaway	Male	0	0	0	0	0	0																	0	0	0	0	0	
	Female	0	0	0	0	0	0																	0	0	0	0	0	
Human Trafficking/Commercial Sex Acts	Male	0	0	0	0	0	0	0	0	0	0	0	0	0	0	0	0	0	0	0	0	0	0	0	0	0	0	0	
	Female	0	0	0	0	0	0	0	0	0	0	0	0	0	0	0	0	0	0	0	0	0	0	0	0	0	0	0	
Human Trafficking/Involuntary Servitude	Male	0	0	0	0	0	0	0	0	0	0	0	0	0	0	0	0	0	0	0	0	0	0	0	0	0	0	0	
	Female	0	0	0	0	0	0	0	0	0	0	0	0	0	0	0	0	0	0	0	0	0	0	0	0	0	0	0	
SUB TOTAL	Male	0	0	2	0	0	2	4	4	3	4	7	9	12	65	85	72	61	18	17	16	6	1	388					
	Female	0	0	1	1	1	1	1	6	4	12	6	7	12	57	42	32	27	6	20	6	3	2	247					
TOTAL		0	0	3	1	1	3	5	10	7	16	13	16	24	122	127	104	88	24	37	22	9	3	635	8	3	622	0	



SRS Summary Report

Beginning Date: 01/01/2021

Ending Date: 12/31/2021

Return of Arson Offenses

Agency: BETHEL POLICE DEPARTMENT

Property Classification	Offenses Reported	Unfounded	Actual Offenses	Offenses Cleared	Clearances Involving Under 18	Offenses-Uninhabited Structures	Est. Value of Property Damage
A. Single Occupancy Residential: Houses, Townhouses, Duplexes, etc.	0	0	0	0	0	0	0
B. Other Residential: Apartments, Tenements, Flats, Hotels, Motels, Inns, Dormitories, Boarding Houses, etc.	0	0	0	0	0	0	0
C. Storage: Barns, Garages, Warehouses, etc.	0	0	0	0	0	0	0
D. Industrial/Manufacturing	0	0	0	0	0	0	0
E. Other Commercial: Stores, Restaurants, Offices, etc.	0	0	0	0	0	0	0
F. Community/Public: Churches, Jails, Schools, Colleges, Hospitals, etc.	0	0	0	0	0	0	0
G. All Other Structure: Out Buildings, Monuments, Buildings Under Construction, etc.	0	0	0	0	0	0	0
TOTAL STRUCTURE	0	0	0	0	0	0	0
H. Motor Vehicles: Automobiles, Trucks, Buses, Motorcycles, etc.: UCR Definition	1	0	1	0	0	0	1,500
I. Other Mobile Property: Trailers, Recreational Vehicles, Airplanes, Boats, etc.	0	0	0	0	0	0	0
TOTAL MOBILE	1	0	1	0	0	0	1,500
J. TOTAL OTHER Crops, Timber, Fences, Signs, etc.	0	0	0	0	0	0	0
GRAND TOTAL	1	0	1	0	0	0	1,500



SRS Summary Report

Beginning Date: 01/01/2021

Ending Date: 12/31/2021

Return A

Agency: BRISTOL BAY POLICE DEPARTMENT

Classification of Offenses	Offenses Reported	Unfounded	Actual Offenses	Tot. Offenses Cleared	Clearances Involving Persons Under 18 Yr. of Age
Murder/NonNegligent Homicide(Total)	0	0	0	0	0
Manslaughter by Negligence(Total)	2	0	2	2	0
Rape(Total)	0	0	0	0	0
Rape	0	0	0	0	0
Attempted Rape	0	0	0	0	0
Robbery(Total)	0	0	0	0	0
Robbery - Firearm	0	0	0	0	0
Robbery - Knife or Cutting Instrument	0	0	0	0	0
Robbery - Other Dangerous Weapon	0	0	0	0	0
Robbery - StrongArm(Hands,Fists,Feet,etc)	0	0	0	0	0
Assault(Total)	31	0	31	28	2
Assault - Firearm	1	0	1	1	0
Assault - Knife or Cutting Instrument	4	0	4	4	0
Assault - Other Dangerous Weapon	1	0	1	1	0
Assault - StrongArm(Hands,Fists,Feet,etc)	0	0	0	0	0
Assault - Other(Simple, Not Aggravated)	25	0	25	22	2
Burglary(Total)	9	0	9	3	0
Burglary - Forcible Entry	5	0	5	1	0
Burglary - Unlawful Entry(No Force)	4	0	4	2	0
Burglary - Attempted Forcible Entry	0	0	0	0	0
Larceny(Total) - Theft(Excluding Motor Vehicles)	5	0	5	3	0
Motor Vehicle Theft(Total)	4	0	4	1	0
Motor Vehicle Theft - Autos	3	0	3	1	0
Motor Vehicle Theft - Trucks and Buses	1	0	1	0	0
Motor Vehicle Theft - Other Vehicles	0	0	0	0	0
Grand Total	51	0	51	37	2



SRS Summary Report

Beginning Date: 01/01/2021

Ending Date: 12/31/2021

Supplement Return A

Agency: BRISTOL BAY POLICE DEPARTMENT

Classification of Offenses	Actual Offenses	Value of Property	Type of Property	Stolen	Recovered
MURDER AND NONNEGLIGENT MANSLAUGHTER	0	0	Currency, Notes, Etc.	10,000	0
RAPE	0	0	Jewelry and Precious Metals	0	0
ROBBERY - HIGHWAY (streets, alleys, etc.)	0	0	Clothing and Furs	0	0
COMMERCIAL HOUSE (except c, d, and f)	0	0	Locally Stolen Motor Vehicles	13,000	0
GAS OR SERVICE STATION	0	0	Office Equipment	1,000	0
CONVENIENCE STORE	0	0	Televisions, Radios, Stereos, Etc.	30	0
RESIDENCE	0	0	Firearms	1,886	0
BANK	0	0	Household Goods	580	0
MISCELLANEOUS	0	0	Consumable Goods	332	0
TOTAL ROBBERY	0	0	Livestock	0	0
BURGLARY - BREAKING OR ENTERING - RESIDENCE (dwelling) NIGHT (6 p.m. - 6 a.m.)	3	1,436	Miscellaneous	8,331	0
DAY (6 a.m. - 6 p.m.)	1	300	TOTAL	35,159	0
UNKNOWN	0	0			
NON-RESIDENCE (store, office, etc.) NIGHT (6 p.m. - 6 a.m.)	1	600			
DAY (6 a.m. - 6 p.m.)	4	13,810			
UNKNOWN	0	0			
TOTAL BURGLARY	9	16,146			
LARCENY - THEFT (Except Motor Vehicle Theft) - \$200 AND OVER	3	5,969			
\$50 TO \$199	0	0			
UNDER \$50	2	44			
TOTAL LARCENY (Same as Item 6x)	5	6,013			
MOTOR VEHICLE THEFT (Include Alleged Joy Ride)	4	13,000			
GRAND TOTAL - ALL ITEMS		35,159			
ADDITIONAL ANALYSIS OF LARCENY AND MOTOR VEHICLE THEFT - 6x. NATURE OF LARCENIES UNDER ITEM 6 (POCKET-PICKING)	0	0			
PURSE-SNATCHING	0	0			
SHOPLIFTING	3	563			
FROM MOTOR VEHICLES (except e)	2	5,450			
MOTOR VEHICLE PARTS AND ACCESSORIES	0	0			

Grand Totals for 'Property Stolen by Type and Value' and 'Property Stolen by Classification' may not match due to NIBRS conversion specification set by the FBI.



SRS Summary Report

Beginning Date: 01/01/2021

Ending Date: 12/31/2021

Classification of Offenses	Actual Offenses	Value of Property
BICYCLES	0	0
FROM BUILDING (except c and h)	0	0
FROM ANY COIN-OPERATED MACHINES (parking meters, etc.)	0	0
ALL OTHER	0	0
TOTAL LARCENIES (Same as Item 6)	5	6,013
MOTOR VEHICLES RECOVERED (STOLEN LOCALLY AND RECOVERED LOCALLY)	0	
STOLEN LOCALLY AND RECOVERED BY OTHER JURISDICTIONS	0	
TOTAL LOCALLY STOLEN MOTOR VEHICLES RECOVERED	0	
STOLEN IN OTHER JURISDICTIONS AND RECOVERED LOCALLY	0	

Grand Totals for 'Property Stolen by Type and Value' and 'Property Stolen by Classification' may not match due to NIBRS conversion specification set by the FBI.



SRS Summary Report

Beginning Date: 01/01/2021

Ending Date: 12/31/2021

Law Enforcement Officers Killed or Assaulted

Agency: BRISTOL BAY POLICE DEPARTMENT

Police Officers Killed Feloniously	Police Officers Killed Accidentally
0	0

Type of Activity	Total Assaults by Weapon	Firearm	Knife or Other Cutting Instrum.	Other Dangerous Weapon	Hands Fists Feet etc.	Two Man Vehicle	One-Man Vehicle		Detective or Special Assign		Other		Police Assaults Cleared
							Alone	Assisted	Alone	Assisted	Alone	Assisted	
Responding to disturbance call (family quarrels, person with firearm, etc.)	1	0	1	0	0	0	0	1	0	0	0	0	1
Burglaries in progress or pursuing burglary suspects	0	0	0	0	0	0	0	0	0	0	0	0	0
Robberies in progress or pursuing robbery suspects	0	0	0	0	0	0	0	0	0	0	0	0	0
Attempting other arrests	0	0	0	0	0	0	0	0	0	0	0	0	0
Civil disorder (riot, mass disobedience, etc.)	0	0	0	0	0	0	0	0	0	0	0	0	0
Handling, transporting, custody of prisoners	0	0	0	0	0	0	0	0	0	0	0	0	0
Investigating suspicious persons or circumstances	0	0	0	0	0	0	0	0	0	0	0	0	0
Ambush - no warning	0	0	0	0	0	0	0	0	0	0	0	0	0
Handling persons with mental illness	0	0	0	0	0	0	0	0	0	0	0	0	0
Traffic pursuits and stops	0	0	0	0	0	0	0	0	0	0	0	0	0
All other	0	0	0	0	0	0	0	0	0	0	0	0	0
TOTAL	1	0	1	0	0	0	0	1	0	0	0	0	1
Number with personal injury	0	0	0	0	0	0	0	0	0	0	0	0	0



SRS Summary Report

Beginning Date: 01/01/2021

Ending Date: 12/31/2021

Type of Activity	Total Assaults by Weapon	Firearm	Knife or Other Cutting Instrum.	Other Dangerous Weapon	Hands Fists Feet etc.	Two Man Vehicle	One-Man Vehicle		Detective or Special Assign		Other		Police Assaults Cleared
							Alone	Assisted	Alone	Assisted	Alone	Assisted	
Number without personal injury	1	0	1	0	0	0	0	0	0	0	0	0	0

Time of assaults	12:01 - 2:00	2:01 - 4:00	4:01 - 6:00	6:01 - 8:00	8:01 - 10:00	10:01 - 12:00
Time of Assault AM	0	0	0	0	0	0
PM	0	0	0	0	1	0



Arrestee Summary Report

Beginning Date: 01/01/2021

Ending Date: 12/31/2021

Arrests by Age/Sex/Race

Agency: BRISTOL BAY POLICE DEPARTMENT

Offense: All

Classification of Offenses	Sex	Under 10	10-12	13-14	15	16	17	18	19	20	21	22	23	24	25-29	30-34	35-39	40-44	45-49	50-54	55-59	60-64	65 and Over	Total	White	Black	American Indian / Alaskan Native	Asian	Native Hawaiian / Other Pacific Islander
Murder and Nonnegligent Manslaughter	Male	0	0	0	0	0	0	0	0	0	0	0	0	0	0	0	0	0	0	0	0	0	0	0	0	0	0	0	
	Female	0	0	0	0	0	0	0	0	0	0	0	0	0	0	0	0	0	0	0	0	0	0	0	0	0	0	0	0
Manslaughter by Negligence	Male	0	0	0	0	0	0	0	0	0	0	0	0	0	0	1	0	0	0	0	0	0	0	0	1	1	0	0	0
	Female	0	0	0	0	0	0	0	0	0	0	0	0	0	0	0	0	0	0	0	0	0	0	0	0	0	0	0	0
Rape	Male	0	0	0	0	0	0	0	0	0	0	0	0	0	0	0	0	0	0	0	0	0	0	0	0	0	0	0	0
	Female	0	0	0	0	0	0	0	0	0	0	0	0	0	0	0	0	0	0	0	0	0	0	0	0	0	0	0	0
Robbery	Male	0	0	0	0	0	0	0	0	0	0	0	0	0	0	0	0	0	0	0	0	0	0	0	0	0	0	0	0
	Female	0	0	0	0	0	0	0	0	0	0	0	0	0	0	0	0	0	0	0	0	0	0	0	0	0	0	0	0
Aggravated Assault (Return A - 4a-d)	Male	0	0	0	0	0	0	0	0	0	0	0	0	0	0	1	0	0	0	0	0	0	0	0	1	0	0	1	0
	Female	0	0	0	0	0	0	0	0	0	0	0	0	0	0	0	0	0	0	0	0	0	0	0	0	0	0	0	0
Burglary - Breaking or Entering	Male	0	0	0	0	0	0	0	0	0	0	0	0	1	0	1	0	0	0	0	0	0	0	0	2	1	0	1	0
	Female	0	0	0	0	0	0	0	0	0	0	0	0	0	0	0	0	0	0	0	0	0	0	0	0	0	0	0	0
Larceny-Theft (Except Motor Vehicle Theft)	Male	0	0	0	0	0	0	0	0	0	0	0	0	0	0	0	2	0	0	0	0	0	0	0	2	2	0	1	0
	Female	0	0	0	0	0	0	0	0	0	0	0	0	0	0	0	0	0	0	0	0	1	0	0	1	0	0	0	0
Motor Vehicle Theft	Male	0	0	0	0	0	0	0	0	0	0	0	1	0	0	0	0	0	0	0	0	0	0	0	1	0	0	1	0
	Female	0	0	0	0	0	0	0	0	0	0	0	0	0	0	0	0	0	0	0	0	0	0	0	0	0	0	0	0
Other Assaults (Return A - 4e)	Male	0	0	0	0	0	1	0	0	0	0	0	0	2	3	4	1	3	0	1	1	2	0	18	9	0	8	0	0
	Female	0	0	0	0	0	0	0	0	0	0	0	0	0	0	0	0	0	0	0	0	0	0	0	0	0	0	0	0
Arson	Male	0	0	0	0	0	0	0	0	0	0	0	0	0	0	0	0	0	0	0	0	0	0	0	0	0	0	0	0
	Female	0	0	0	0	0	0	0	0	0	0	0	0	0	0	0	0	0	0	0	0	0	0	0	0	0	0	0	0
Forgery and Counterfeiting	Male	0	0	0	0	0	0	0	0	0	0	0	0	0	0	0	0	0	0	0	0	0	0	0	0	0	0	0	0
	Female	0	0	0	0	0	0	0	0	0	0	0	0	0	0	0	0	0	0	0	0	0	0	0	0	0	0	0	0
Fraud	Male	0	0	0	0	0	0	0	0	0	0	0	3	0	0	0	0	0	0	0	0	0	0	0	3	0	0	3	0
	Female	0	0	0	0	0	0	0	0	0	0	0	0	0	0	0	0	0	0	0	0	0	0	0	0	0	0	0	0
Embezzlement	Male	0	0	0	0	0	0	0	0	0	0	0	0	0	0	0	0	0	0	0	0	0	0	0	0	0	0	0	0
	Female	0	0	0	0	0	0	0	0	0	0	0	0	0	0	0	0	0	0	0	0	0	0	0	0	0	0	0	0
Stolen Property; Buying, Receiving, Possessing	Male	0	0	0	0	0	0	0	0	0	0	0	0	0	0	0	0	0	0	0	0	0	0	0	0	0	0	0	0
	Female	0	0	0	0	0	0	0	0	0	0	0	0	0	0	0	0	0	0	0	0	0	0	0	0	0	0	0	0
Vandalism	Male	0	0	0	0	0	0	0	0	0	0	0	0	0	1	0	0	0	0	0	0	0	0	0	1	1	0	0	0
	Female	0	0	0	0	0	0	0	0	0	0	0	0	0	0	0	0	0	0	0	0	0	0	0	0	0	0	0	0
Weapons; Carrying, Possessing, etc.	Male	0	0	0	0	0	0	0	0	0	0	0	0	0	0	0	0	1	0	0	0	0	0	0	1	1	0	0	0
	Female	0	0	0	0	0	0	0	0	0	0	0	0	0	0	0	0	0	0	0	0	0	0	0	0	0	0	0	0
Prostitution and Commercialized Vice	Male	0	0	0	0	0	0	0	0	0	0	0	0	0	0	0	0	0	0	0	0	0	0	0	0	0	0	0	0
	Female	0	0	0	0	0	0	0	0	0	0	0	0	0	0	0	0	0	0	0	0	0	0	0	0	0	0	0	0
Prostitution	Male	0	0	0	0	0	0	0	0	0	0	0	0	0	0	0	0	0	0	0	0	0	0	0	0	0	0	0	0
	Female	0	0	0	0	0	0	0	0	0	0	0	0	0	0	0	0	0	0	0	0	0	0	0	0	0	0	0	0



Arrestee Summary Report

Beginning Date: 01/01/2021

Ending Date: 12/31/2021

Classification of Offenses	Sex	Under 10	10-12	13-14	15	16	17	18	19	20	21	22	23	24	25-29	30-34	35-39	40-44	45-49	50-54	55-59	60-64	65 and Over	Total	White	Black	American Indian / Alaskan Native	Asian	Native Hawaiian / Other Pacific Islander
Assisting or Promoting Prostitution	Male	0	0	0	0	0	0	0	0	0	0	0	0	0	0	0	0	0	0	0	0	0	0	0	0	0	0	0	
	Female	0	0	0	0	0	0	0	0	0	0	0	0	0	0	0	0	0	0	0	0	0	0	0	0	0	0	0	0
Purchasing Prostitution	Male	0	0	0	0	0	0	0	0	0	0	0	0	0	0	0	0	0	0	0	0	0	0	0	0	0	0	0	0
	Female	0	0	0	0	0	0	0	0	0	0	0	0	0	0	0	0	0	0	0	0	0	0	0	0	0	0	0	0
Sex Offenses (Except Rape and Prostitution)	Male	0	0	0	0	0	0	0	0	0	0	0	0	0	0	0	0	0	0	0	0	0	0	0	0	0	0	0	0
	Female	0	0	0	0	0	0	0	0	0	0	0	0	0	0	0	0	0	0	0	0	0	0	0	0	0	0	0	0
Drug Abuse Violations - Grand Total	Male	0	0	0	0	0	0	0	0	1	0	0	0	0	0	1	0	0	0	0	0	0	0	0	2	0	0	2	0
	Female	0	0	0	0	0	0	0	0	0	0	0	0	0	0	0	0	0	0	0	0	0	0	0	0	0	0	0	0
(1) Sale/Manufacturing - Subtotal	Male	0	0	0	0	0	0	0	0	0	0	0	0	0	0	0	0	0	0	0	0	0	0	0	0	0	0	0	0
	Female	0	0	0	0	0	0	0	0	0	0	0	0	0	0	0	0	0	0	0	0	0	0	0	0	0	0	0	0
18a - Opium/Cocaine	Male	0	0	0	0	0	0	0	0	0	0	0	0	0	0	0	0	0	0	0	0	0	0	0	0	0	0	0	0
	Female	0	0	0	0	0	0	0	0	0	0	0	0	0	0	0	0	0	0	0	0	0	0	0	0	0	0	0	0
18b - Marijuana	Male	0	0	0	0	0	0	0	0	0	0	0	0	0	0	0	0	0	0	0	0	0	0	0	0	0	0	0	0
	Female	0	0	0	0	0	0	0	0	0	0	0	0	0	0	0	0	0	0	0	0	0	0	0	0	0	0	0	0
18c - Synthetic Narcotics - Manufactured Narcotics Which Can Cause True Drug Addiction (Demerol, Methadones)	Male	0	0	0	0	0	0	0	0	0	0	0	0	0	0	0	0	0	0	0	0	0	0	0	0	0	0	0	0
	Female	0	0	0	0	0	0	0	0	0	0	0	0	0	0	0	0	0	0	0	0	0	0	0	0	0	0	0	0
18d - Other - Dangerous Nonnarcotic Drugs (Barbiturates, Benzadrine)	Male	0	0	0	0	0	0	0	0	0	0	0	0	0	0	0	0	0	0	0	0	0	0	0	0	0	0	0	0
	Female	0	0	0	0	0	0	0	0	0	0	0	0	0	0	0	0	0	0	0	0	0	0	0	0	0	0	0	0
(2) Possession - Subtotal	Male	0	0	0	0	0	0	0	0	1	0	0	0	0	0	1	0	0	0	0	0	0	0	0	2	0	0	2	0
	Female	0	0	0	0	0	0	0	0	0	0	0	0	0	0	0	0	0	0	0	0	0	0	0	0	0	0	0	0
18e - Opium or Cocaine and Their Derivatives (Morphine, Heroin, Codeine)	Male	0	0	0	0	0	0	0	0	0	0	0	0	0	0	0	0	0	0	0	0	0	0	0	0	0	0	0	0
	Female	0	0	0	0	0	0	0	0	0	0	0	0	0	0	0	0	0	0	0	0	0	0	0	0	0	0	0	0
18f - Marijuana	Male	0	0	0	0	0	0	0	0	0	0	0	0	0	0	0	0	0	0	0	0	0	0	0	0	0	0	0	0
	Female	0	0	0	0	0	0	0	0	0	0	0	0	0	0	0	0	0	0	0	0	0	0	0	0	0	0	0	0
18g - Synthetic Narcotics - Manufactured Narcotics Which Can Cause True Drug Addiction (Demerol, Methadones)	Male	0	0	0	0	0	0	0	0	0	0	0	0	0	0	0	0	0	0	0	0	0	0	0	0	0	0	0	0
	Female	0	0	0	0	0	0	0	0	0	0	0	0	0	0	0	0	0	0	0	0	0	0	0	0	0	0	0	0
18h - Other - Dangerous Nonnarcotic Drugs	Male	0	0	0	0	0	0	0	0	1	0	0	0	0	0	1	0	0	0	0	0	0	0	0	2	0	0	2	0
	Female	0	0	0	0	0	0	0	0	0	0	0	0	0	0	0	0	0	0	0	0	0	0	0	0	0	0	0	0
Gambling - Total	Male	0	0	0	0	0	0	0	0	0	0	0	0	0	0	0	0	0	0	0	0	0	0	0	0	0	0	0	0
	Female	0	0	0	0	0	0	0	0	0	0	0	0	0	0	0	0	0	0	0	0	0	0	0	0	0	0	0	0



Arrestee Summary Report

Beginning Date: 01/01/2021

Ending Date: 12/31/2021

Classification of Offenses	Sex	Under 10	10-12	13-14	15	16	17	18	19	20	21	22	23	24	25-29	30-34	35-39	40-44	45-49	50-54	55-59	60-64	65 and Over	Total	White	Black	American Indian / Alaskan Native	Asian	Native Hawaiian / Other Pacific Islander
Bookmaking (Horse and Sport Book)	Male	0	0	0	0	0	0	0	0	0	0	0	0	0	0	0	0	0	0	0	0	0	0	0	0	0	0	0	
	Female	0	0	0	0	0	0	0	0	0	0	0	0	0	0	0	0	0	0	0	0	0	0	0	0	0	0	0	0
Numbers and Lottery	Male	0	0	0	0	0	0	0	0	0	0	0	0	0	0	0	0	0	0	0	0	0	0	0	0	0	0	0	
	Female	0	0	0	0	0	0	0	0	0	0	0	0	0	0	0	0	0	0	0	0	0	0	0	0	0	0	0	0
All Other Gambling	Male	0	0	0	0	0	0	0	0	0	0	0	0	0	0	0	0	0	0	0	0	0	0	0	0	0	0	0	
	Female	0	0	0	0	0	0	0	0	0	0	0	0	0	0	0	0	0	0	0	0	0	0	0	0	0	0	0	0
Offenses Against The Family and Children	Male	0	0	0	0	0	0	0	0	0	0	0	0	0	0	0	0	0	0	0	0	0	0	0	0	0	0	0	0
	Female	0	0	0	0	0	0	0	0	0	0	0	0	0	0	0	0	0	0	0	0	0	0	0	0	0	0	0	0
Driving Under The Influence	Male	0	0	0	0	0	0	0	0	0	0	0	1	0	0	3	1	1	1	1	0	0	2	1	10	7	2	1	0
	Female	0	0	0	0	0	0	0	0	0	0	0	0	0	0	0	0	0	0	0	0	0	0	0	0	0	0	0	0
Liquor Laws	Male	0	0	0	0	0	0	0	0	0	0	0	0	0	0	0	0	0	0	0	0	0	0	0	0	0	0	0	0
	Female	0	0	0	0	0	0	0	0	0	0	0	0	0	0	0	0	0	0	0	0	0	0	0	0	0	0	0	0
Drunkenness	Male	0	0	0	0	0	0	0	0	0	0	0	0	0	0	0	0	0	0	0	0	0	0	0	0	0	0	0	0
	Female	0	0	0	0	0	0	0	0	0	0	0	0	0	0	0	0	0	0	0	0	0	0	0	0	0	0	0	0
Disorderly Conduct	Male	0	0	0	0	0	0	0	0	0	0	0	0	0	0	0	0	1	0	0	0	0	0	1	2	1	0	1	0
	Female	0	0	0	0	0	0	0	0	0	0	0	0	0	0	0	0	0	0	0	0	0	0	0	0	0	0	0	0
Vagrancy	Male	0	0	0	0	0	0	0	0	0	0	0	0	0	0	0	0	0	0	0	0	0	0	0	0	0	0	0	0
	Female	0	0	0	0	0	0	0	0	0	0	0	0	0	0	0	0	0	0	0	0	0	0	0	0	0	0	0	0
All Other Offenses (Except Traffic)	Male	0	0	0	0	0	1	0	0	0	0	0	2	4	3	5	2	2	3	2	1	0	1	26	8	0	17	3	0
	Female	0	0	0	0	0	0	0	0	0	0	0	0	0	1	0	2	0	0	1	0	0	0	4	0	0	0	0	0
Suspicion	Male	0	0	0	0	0	0	0	0	0	0	0	0	0	0	0	0	0	0	0	0	0	0	0	0	0	0	0	0
	Female	0	0	0	0	0	0	0	0	0	0	0	0	0	0	0	0	0	0	0	0	0	0	0	0	0	0	0	0
Curfew and Loitering Law Violations	Male	0	0	0	0	0	0																		0	0	0	0	0
	Female	0	0	0	0	0	0																		0	0	0	0	0
Runaway	Male	0	0	0	0	0	0																		0	0	0	0	0
	Female	0	0	0	0	0	0																		0	0	0	0	0
Human Trafficking/Commercial Sex Acts	Male	0	0	0	0	0	0	0	0	0	0	0	0	0	0	0	0	0	0	0	0	0	0	0	0	0	0	0	0
	Female	0	0	0	0	0	0	0	0	0	0	0	0	0	0	0	0	0	0	0	0	0	0	0	0	0	0	0	0
Human Trafficking/Involuntary Servitude	Male	0	0	0	0	0	0	0	0	0	0	0	0	0	0	0	0	0	0	0	0	0	0	0	0	0	0	0	0
	Female	0	0	0	0	0	0	0	0	0	0	0	0	0	0	0	0	0	0	0	0	0	0	0	0	0	0	0	0
SUB TOTAL	Male	0	0	0	0	0	2	0	0	1	0	0	7	7	7	16	6	8	4	3	2	4	3	70					
	Female	0	0	0	0	0	0	0	0	0	0	0	0	0	1	0	2	0	0	1	1	0	0	5					
TOTAL		0	0	0	0	0	2	0	0	1	0	0	7	7	8	16	8	8	4	4	3	4	3	75	31	2	35	4	0



SRS Summary Report

Beginning Date: 01/01/2021

Ending Date: 12/31/2021

Return A

Agency: CORDOVA POLICE DEPARTMENT

Classification of Offenses	Offenses Reported	Unfounded	Actual Offenses	Tot. Offenses Cleared	Clearances Involving Persons Under 18 Yr. of Age
Murder/NonNegligent Homicide(Total)	0	0	0	0	0
Manslaughter by Negligence(Total)	1	0	1	0	0
Rape(Total)	2	0	2	0	0
Rape	2	0	2	0	0
Attempted Rape	0	0	0	0	0
Robbery(Total)	0	0	0	0	0
Robbery - Firearm	0	0	0	0	0
Robbery - Knife or Cutting Instrument	0	0	0	0	0
Robbery - Other Dangerous Weapon	0	0	0	0	0
Robbery - StrongArm(Hands,Fists,Feet,etc)	0	0	0	0	0
Assault(Total)	24	0	24	12	0
Assault - Firearm	0	0	0	0	0
Assault - Knife or Cutting Instrument	4	0	4	2	0
Assault - Other Dangerous Weapon	0	0	0	0	0
Assault - StrongArm(Hands,Fists,Feet,etc)	1	0	1	1	0
Assault - Other(Simple, Not Aggravated)	19	0	19	9	0
Burglary(Total)	2	0	2	1	0
Burglary - Forcible Entry	0	0	0	0	0
Burglary - Unlawful Entry(No Force)	0	0	0	0	0
Burglary - Attempted Forcible Entry	2	0	2	1	0
Larceny(Total) - Theft(Excluding Motor Vehicles)	4	0	4	0	0
Motor Vehicle Theft(Total)	1	0	1	0	0
Motor Vehicle Theft - Autos	1	0	1	0	0
Motor Vehicle Theft - Trucks and Buses	0	0	0	0	0
Motor Vehicle Theft - Other Vehicles	0	0	0	0	0
Grand Total	34	0	34	13	0



SRS Summary Report

Beginning Date: 01/01/2021

Ending Date: 12/31/2021

Supplement Return A

Agency: CORDOVA POLICE DEPARTMENT

Classification of Offenses	Actual Offenses	Value of Property	Type of Property	Stolen	Recovered
MURDER AND NONNEGLIGENT MANSLAUGHTER	0	0	Currency, Notes, Etc.	3,001	0
RAPE	2	0	Jewelry and Precious Metals	0	0
ROBBERY - HIGHWAY (streets, alleys, etc.)	0	0	Clothing and Furs	50	50
COMMERCIAL HOUSE (except c, d, and f)	0	0	Locally Stolen Motor Vehicles	30,000	30,000
GAS OR SERVICE STATION	0	0	Office Equipment	0	0
CONVENIENCE STORE	0	0	Televisions, Radios, Stereos, Etc.	0	0
RESIDENCE	0	0	Firearms	1,000	0
BANK	0	0	Household Goods	0	0
MISCELLANEOUS	0	0	Consumable Goods	0	0
TOTAL ROBBERY	0	0	Livestock	0	0
BURGLARY - BREAKING OR ENTERING - RESIDENCE (dwelling) NIGHT (6 p.m. - 6 a.m.)	1	0	Miscellaneous	1,600	0
DAY (6 a.m. - 6 p.m.)	1	0	TOTAL	35,651	30,050
UNKNOWN	0	0			
NON-RESIDENCE (store, office, etc.) NIGHT (6 p.m. - 6 a.m.)	0	0			
DAY (6 a.m. - 6 p.m.)	0	0			
UNKNOWN	0	0			
TOTAL BURGLARY	2	0			
LARCENY - THEFT (Except Motor Vehicle Theft) - \$200 AND OVER	2	5,600			
\$50 TO \$199	1	50			
UNDER \$50	1	1			
TOTAL LARCENY (Same as Item 6x)	4	5,651			
MOTOR VEHICLE THEFT (Include Alleged Joy Ride)	1	30,000			
GRAND TOTAL - ALL ITEMS		35,651			
ADDITIONAL ANALYSIS OF LARCENY AND MOTOR VEHICLE THEFT - 6x. NATURE OF LARCENIES UNDER ITEM 6 (POCKET-PICKING)	0	0			
PURSE-SNATCHING	0	0			
SHOPLIFTING	0	0			
FROM MOTOR VEHICLES (except e)	1	200			
MOTOR VEHICLE PARTS AND ACCESSORIES	0	0			

Grand Totals for 'Property Stolen by Type and Value' and 'Property Stolen by Classification' may not match due to NIBRS conversion specification set by the FBI.



SRS Summary Report

Beginning Date: 01/01/2021

Ending Date: 12/31/2021

Classification of Offenses	Actual Offenses	Value of Property
BICYCLES	0	0
FROM BUILDING (except c and h)	2	5,450
FROM ANY COIN-OPERATED MACHINES (parking meters, etc.)	0	0
ALL OTHER	1	1
TOTAL LARCENIES (Same as Item 6)	4	5,651
MOTOR VEHICLES RECOVERED (STOLEN LOCALLY AND RECOVERED LOCALLY)	0	
STOLEN LOCALLY AND RECOVERED BY OTHER JURISDICTIONS	0	
TOTAL LOCALLY STOLEN MOTOR VEHICLES RECOVERED	1	
STOLEN IN OTHER JURISDICTIONS AND RECOVERED LOCALLY	0	

Grand Totals for 'Property Stolen by Type and Value' and 'Property Stolen by Classification' may not match due to NIBRS conversion specification set by the FBI.



SRS Summary Report

Beginning Date: 01/01/2021

Ending Date: 12/31/2021

Law Enforcement Officers Killed or Assaulted

Agency: CORDOVA POLICE DEPARTMENT

Police Officers Killed Feloniously	Police Officers Killed Accidentally
0	0

Type of Activity	Total Assaults by Weapon	Firearm	Knife or Other Cutting Instrum.	Other Dangerous Weapon	Hands Fists Feet etc.	Two Man Vehicle	One-Man Vehicle		Detective or Special Assign		Other		Police Assaults Cleared
							Alone	Assisted	Alone	Assisted	Alone	Assisted	
Responding to disturbance call (family quarrels, person with firearm, etc.)	0	0	0	0	0	0	0	0	0	0	0	0	0
Burglaries in progress or pursuing burglary suspects	0	0	0	0	0	0	0	0	0	0	0	0	0
Robberies in progress or pursuing robbery suspects	0	0	0	0	0	0	0	0	0	0	0	0	0
Attempting other arrests	0	0	0	0	0	0	0	0	0	0	0	0	0
Civil disorder (riot, mass disobedience, etc.)	0	0	0	0	0	0	0	0	0	0	0	0	0
Handling, transporting, custody of prisoners	0	0	0	0	0	0	0	0	0	0	0	0	0
Investigating suspicious persons or circumstances	0	0	0	0	0	0	0	0	0	0	0	0	0
Ambush - no warning	0	0	0	0	0	0	0	0	0	0	0	0	0
Handling persons with mental illness	0	0	0	0	0	0	0	0	0	0	0	0	0
Traffic pursuits and stops	0	0	0	0	0	0	0	0	0	0	0	0	0
All other	0	0	0	0	0	0	0	0	0	0	0	0	0
TOTAL	0	0	0	0	0	0	0	0	0	0	0	0	0
Number with personal injury	0	0	0	0	0	0	0	0	0	0	0	0	0



SRS Summary Report

Beginning Date: 01/01/2021

Ending Date: 12/31/2021

Type of Activity	Total Assaults by Weapon	Firearm	Knife or Other Cutting Instrum.	Other Dangerous Weapon	Hands Fists Feet etc.	Two Man Vehicle	One-Man Vehicle		Detective or Special Assign		Other		Police Assaults Cleared
							Alone	Assisted	Alone	Assisted	Alone	Assisted	
Number without personal injury	0	0	0	0	0	0	0	0	0	0	0	0	0

Time of assaults	12:01 - 2:00	2:01 - 4:00	4:01 - 6:00	6:01 - 8:00	8:01 - 10:00	10:01 - 12:00
Time of Assault AM	0	0	0	0	0	0
PM	0	0	0	0	0	0



Arrestee Summary Report

Beginning Date: 01/01/2021

Ending Date: 12/31/2021

Arrests by Age/Sex/Race

Agency: CORDOVA POLICE DEPARTMENT

Offense: All

Classification of Offenses	Sex	Under 10	10-12	13-14	15	16	17	18	19	20	21	22	23	24	25-29	30-34	35-39	40-44	45-49	50-54	55-59	60-64	65 and Over	Total	White	Black	American Indian / Alaskan Native	Asian	Native Hawaiian / Other Pacific Islander
Murder and Nonnegligent Manslaughter	Male	0	0	0	0	0	0	0	0	0	0	0	0	0	0	0	0	0	0	0	0	0	0	0	0	0	0	0	0
	Female	0	0	0	0	0	0	0	0	0	0	0	0	0	0	0	0	0	0	0	0	0	0	0	0	0	0	0	0
Manslaughter by Negligence	Male	0	0	0	0	0	0	0	0	0	0	0	0	0	0	0	0	0	0	0	0	0	0	0	0	0	0	0	0
	Female	0	0	0	0	0	0	0	0	0	0	0	0	0	0	0	0	0	0	0	0	0	0	0	0	0	0	0	0
Rape	Male	0	0	0	0	0	0	0	0	0	0	0	0	0	0	0	0	0	0	0	0	0	0	0	0	0	0	0	0
	Female	0	0	0	0	0	0	0	0	0	0	0	0	0	0	0	0	0	0	0	0	0	0	0	0	0	0	0	0
Robbery	Male	0	0	0	0	0	0	0	0	0	0	0	0	0	0	0	0	0	0	0	0	0	0	0	0	0	0	0	0
	Female	0	0	0	0	0	0	0	0	0	0	0	0	0	0	0	0	0	0	0	0	0	0	0	0	0	0	0	0
Aggravated Assault (Return A - 4a-d)	Male	0	0	0	0	0	0	0	0	0	0	0	0	0	0	0	2	1	0	0	0	0	0	0	3	3	0	0	0
	Female	0	0	0	0	0	0	0	0	0	0	0	0	0	0	0	0	0	0	0	0	0	0	0	0	0	0	0	0
Burglary - Breaking or Entering	Male	0	0	0	0	0	0	0	0	0	0	0	0	0	1	0	0	0	0	0	0	0	0	0	1	1	0	0	0
	Female	0	0	0	0	0	0	0	0	0	0	0	0	0	0	0	0	0	0	0	0	0	0	0	0	0	0	0	0
Larceny-Theft (Except Motor Vehicle Theft)	Male	0	0	0	0	0	0	0	0	0	0	0	0	0	0	0	0	0	0	0	0	0	0	0	0	0	0	0	0
	Female	0	0	0	0	0	0	0	0	0	0	0	0	0	0	0	0	0	0	0	0	0	0	0	0	0	0	0	0
Motor Vehicle Theft	Male	0	0	0	0	0	0	0	0	0	0	0	0	0	0	0	0	0	0	0	0	0	0	0	0	0	0	0	0
	Female	0	0	0	0	0	0	0	0	0	0	0	0	0	0	0	0	0	0	0	0	0	0	0	0	0	0	0	0
Other Assaults (Return A - 4e)	Male	0	0	0	0	0	0	0	0	0	0	2	0	0	0	1	0	0	0	0	0	0	1	0	4	2	0	2	0
	Female	0	0	0	0	0	0	0	0	0	0	0	0	0	0	0	0	0	0	0	0	0	0	0	0	0	0	0	0
Arson	Male	0	0	0	0	0	0	0	0	0	0	0	0	0	0	0	0	0	0	0	0	0	0	0	0	0	0	0	0
	Female	0	0	0	0	0	0	0	0	0	0	0	0	0	0	0	0	0	0	0	0	0	0	0	0	0	0	0	0
Forgery and Counterfeiting	Male	0	0	0	0	0	0	0	0	0	0	0	0	0	0	0	0	0	0	0	0	0	0	0	0	0	0	0	0
	Female	0	0	0	0	0	0	0	0	0	0	0	0	0	0	0	0	0	0	0	0	0	0	0	0	0	0	0	0
Fraud	Male	0	0	0	0	0	0	0	0	0	0	0	0	0	0	0	0	0	0	0	0	0	0	0	0	0	0	0	0
	Female	0	0	0	0	0	0	0	0	0	0	0	0	0	0	0	0	0	0	0	0	0	0	0	0	0	0	0	0
Embezzlement	Male	0	0	0	0	0	0	0	0	0	0	0	0	0	0	0	0	0	0	0	0	0	0	0	0	0	0	0	0
	Female	0	0	0	0	0	0	0	0	0	0	0	0	0	0	0	0	0	0	0	0	0	0	0	0	0	0	0	0
Stolen Property; Buying, Receiving, Possessing	Male	0	0	0	0	0	0	0	0	0	0	0	0	0	0	0	0	0	0	0	0	0	0	0	0	0	0	0	0
	Female	0	0	0	0	0	0	0	0	0	0	0	0	0	0	0	0	0	0	0	0	0	0	0	0	0	0	0	0
Vandalism	Male	0	0	0	0	0	0	0	0	0	0	0	0	0	0	0	0	0	0	0	0	0	0	0	0	0	0	0	0
	Female	0	0	0	0	0	0	0	0	0	0	0	0	0	0	0	0	0	0	0	0	0	0	0	0	0	0	0	0
Weapons; Carrying, Possessing, etc.	Male	0	0	0	0	0	0	0	0	0	0	0	0	0	0	0	0	0	0	0	0	0	0	0	0	0	0	0	0
	Female	0	0	0	0	0	0	0	0	0	0	0	0	0	0	0	0	0	0	0	0	0	0	0	0	0	0	0	0
Prostitution and Commercialized Vice	Male	0	0	0	0	0	0	0	0	0	0	0	0	0	0	0	0	0	0	0	0	0	0	0	0	0	0	0	0
	Female	0	0	0	0	0	0	0	0	0	0	0	0	0	0	0	0	0	0	0	0	0	0	0	0	0	0	0	0
Prostitution	Male	0	0	0	0	0	0	0	0	0	0	0	0	0	0	0	0	0	0	0	0	0	0	0	0	0	0	0	0
	Female	0	0	0	0	0	0	0	0	0	0	0	0	0	0	0	0	0	0	0	0	0	0	0	0	0	0	0	0



Arrestee Summary Report

Beginning Date: 01/01/2021

Ending Date: 12/31/2021

Classification of Offenses	Sex	Under 10	10-12	13-14	15	16	17	18	19	20	21	22	23	24	25-29	30-34	35-39	40-44	45-49	50-54	55-59	60-64	65 and Over	Total	White	Black	American Indian / Alaskan Native	Asian	Native Hawaiian / Other Pacific Islander
Assisting or Promoting Prostitution	Male	0	0	0	0	0	0	0	0	0	0	0	0	0	0	0	0	0	0	0	0	0	0	0	0	0	0	0	
	Female	0	0	0	0	0	0	0	0	0	0	0	0	0	0	0	0	0	0	0	0	0	0	0	0	0	0	0	0
Purchasing Prostitution	Male	0	0	0	0	0	0	0	0	0	0	0	0	0	0	0	0	0	0	0	0	0	0	0	0	0	0	0	
	Female	0	0	0	0	0	0	0	0	0	0	0	0	0	0	0	0	0	0	0	0	0	0	0	0	0	0	0	0
Sex Offenses (Except Rape and Prostitution)	Male	0	0	0	0	0	0	0	0	0	0	0	0	0	0	0	0	0	0	0	0	0	0	0	0	0	0	0	
	Female	0	0	0	0	0	0	0	0	0	0	0	0	0	0	0	0	0	0	0	0	0	0	0	0	0	0	0	0
Drug Abuse Violations - Grand Total	Male	0	0	0	0	0	0	0	0	0	1	0	0	0	0	0	1	1	0	0	0	0	0	0	3	3	0	0	0
	Female	0	0	0	0	0	0	0	0	0	0	0	0	0	0	0	0	0	0	0	0	0	0	0	0	0	0	0	0
(1) Sale/Manufacturing - Subtotal	Male	0	0	0	0	0	0	0	0	0	1	0	0	0	0	0	1	1	0	0	0	0	0	0	3	3	0	0	0
	Female	0	0	0	0	0	0	0	0	0	0	0	0	0	0	0	0	0	0	0	0	0	0	0	0	0	0	0	0
18a - Opium/Cocaine	Male	0	0	0	0	0	0	0	0	0	0	0	0	0	0	0	1	1	0	0	0	0	0	0	2	2	0	0	0
	Female	0	0	0	0	0	0	0	0	0	0	0	0	0	0	0	0	0	0	0	0	0	0	0	0	0	0	0	0
18b - Marijuana	Male	0	0	0	0	0	0	0	0	0	1	0	0	0	0	0	0	0	0	0	0	0	0	0	1	1	0	0	0
	Female	0	0	0	0	0	0	0	0	0	0	0	0	0	0	0	0	0	0	0	0	0	0	0	0	0	0	0	0
18c - Synthetic Narcotics - Manufactured Narcotics Which Can Cause True Drug Addiction (Demerol, Methadones)	Male	0	0	0	0	0	0	0	0	0	0	0	0	0	0	0	0	0	0	0	0	0	0	0	0	0	0	0	0
	Female	0	0	0	0	0	0	0	0	0	0	0	0	0	0	0	0	0	0	0	0	0	0	0	0	0	0	0	0
18d - Other - Dangerous Nonnarcotic Drugs (Barbiturates, Benzadrine)	Male	0	0	0	0	0	0	0	0	0	0	0	0	0	0	0	0	0	0	0	0	0	0	0	0	0	0	0	0
	Female	0	0	0	0	0	0	0	0	0	0	0	0	0	0	0	0	0	0	0	0	0	0	0	0	0	0	0	0
(2) Possession - Subtotal	Male	0	0	0	0	0	0	0	0	0	0	0	0	0	0	0	0	0	0	0	0	0	0	0	0	0	0	0	0
	Female	0	0	0	0	0	0	0	0	0	0	0	0	0	0	0	0	0	0	0	0	0	0	0	0	0	0	0	0
18e - Opium or Cocaine and Their Derivatives (Morphine, Heroin, Codeine)	Male	0	0	0	0	0	0	0	0	0	0	0	0	0	0	0	0	0	0	0	0	0	0	0	0	0	0	0	0
	Female	0	0	0	0	0	0	0	0	0	0	0	0	0	0	0	0	0	0	0	0	0	0	0	0	0	0	0	0
18f - Marijuana	Male	0	0	0	0	0	0	0	0	0	0	0	0	0	0	0	0	0	0	0	0	0	0	0	0	0	0	0	0
	Female	0	0	0	0	0	0	0	0	0	0	0	0	0	0	0	0	0	0	0	0	0	0	0	0	0	0	0	0
18g - Synthetic Narcotics - Manufactured Narcotics Which Can Cause True Drug Addiction (Demerol, Methadones)	Male	0	0	0	0	0	0	0	0	0	0	0	0	0	0	0	0	0	0	0	0	0	0	0	0	0	0	0	0
	Female	0	0	0	0	0	0	0	0	0	0	0	0	0	0	0	0	0	0	0	0	0	0	0	0	0	0	0	0
18h - Other - Dangerous Nonnarcotic Drugs	Male	0	0	0	0	0	0	0	0	0	0	0	0	0	0	0	0	0	0	0	0	0	0	0	0	0	0	0	0
	Female	0	0	0	0	0	0	0	0	0	0	0	0	0	0	0	0	0	0	0	0	0	0	0	0	0	0	0	0
Gambling - Total	Male	0	0	0	0	0	0	0	0	0	0	0	0	0	0	0	0	0	0	0	0	0	0	0	0	0	0	0	0
	Female	0	0	0	0	0	0	0	0	0	0	0	0	0	0	0	0	0	0	0	0	0	0	0	0	0	0	0	0



Arrestee Summary Report

Beginning Date: 01/01/2021

Ending Date: 12/31/2021

Classification of Offenses	Sex	Under 10	10-12	13-14	15	16	17	18	19	20	21	22	23	24	25-29	30-34	35-39	40-44	45-49	50-54	55-59	60-64	65 and Over	Total	White	Black	American Indian / Alaskan Native	Asian	Native Hawaiian / Other Pacific Islander
Bookmaking (Horse and Sport Book)	Male	0	0	0	0	0	0	0	0	0	0	0	0	0	0	0	0	0	0	0	0	0	0	0	0	0	0	0	
	Female	0	0	0	0	0	0	0	0	0	0	0	0	0	0	0	0	0	0	0	0	0	0	0	0	0	0	0	0
Numbers and Lottery	Male	0	0	0	0	0	0	0	0	0	0	0	0	0	0	0	0	0	0	0	0	0	0	0	0	0	0	0	
	Female	0	0	0	0	0	0	0	0	0	0	0	0	0	0	0	0	0	0	0	0	0	0	0	0	0	0	0	0
All Other Gambling	Male	0	0	0	0	0	0	0	0	0	0	0	0	0	0	0	0	0	0	0	0	0	0	0	0	0	0	0	
	Female	0	0	0	0	0	0	0	0	0	0	0	0	0	0	0	0	0	0	0	0	0	0	0	0	0	0	0	
Offenses Against The Family and Children	Male	0	0	0	0	0	0	0	0	0	0	0	0	0	0	0	0	0	0	0	0	0	0	0	0	0	0	0	
	Female	0	0	0	0	0	0	0	0	0	0	0	0	0	0	0	0	0	0	0	0	0	0	0	0	0	0	0	
Driving Under The Influence	Male	0	0	0	0	0	0	0	0	0	0	2	0	0	1	2	1	0	1	0	0	0	0	0	7	6	0	1	1
	Female	0	0	0	0	0	0	0	1	0	0	0	0	0	0	0	0	0	0	0	0	0	0	0	1	0	0	0	
Liquor Laws	Male	0	0	0	0	0	0	0	0	0	0	0	0	0	0	0	0	0	0	0	0	0	0	0	0	0	0	0	
	Female	0	0	0	0	0	0	0	0	0	0	0	0	0	0	0	0	0	0	0	0	0	0	0	0	0	0	0	
Drunkenness	Male	0	0	0	0	0	0	0	0	0	0	0	0	0	0	0	0	0	0	0	0	0	0	0	0	0	0	0	
	Female	0	0	0	0	0	0	0	0	0	0	0	0	0	0	0	0	0	0	0	0	0	0	0	0	0	0	0	
Disorderly Conduct	Male	0	0	0	0	0	0	0	0	0	0	0	0	0	0	0	0	0	0	0	0	0	0	0	0	0	0	0	
	Female	0	0	0	0	0	0	0	0	0	0	0	0	0	0	0	0	0	0	0	0	0	0	0	0	0	0	0	
Vagrancy	Male	0	0	0	0	0	0	0	0	0	0	0	0	0	0	0	0	0	0	0	0	0	0	0	0	0	0	0	
	Female	0	0	0	0	0	0	0	0	0	0	0	0	0	0	0	0	0	0	0	0	0	0	0	0	0	0	0	
All Other Offenses (Except Traffic)	Male	0	0	0	0	0	0	0	0	0	0	0	0	0	1	0	0	0	0	0	0	0	1	0	2	4	0	0	
	Female	0	0	0	0	0	0	0	0	0	0	0	0	0	0	2	0	0	0	0	0	0	0	0	2	0	0	0	
Suspicion	Male	0	0	0	0	0	0	0	0	0	0	0	0	0	0	0	0	0	0	0	0	0	0	0	0	0	0	0	
	Female	0	0	0	0	0	0	0	0	0	0	0	0	0	0	0	0	0	0	0	0	0	0	0	0	0	0	0	
Curfew and Loitering Law Violations	Male	0	0	0	0	0	0																	0	0	0	0	0	
	Female	0	0	0	0	0	0																	0	0	0	0	0	
Runaway	Male	0	0	0	0	0	0																	0	0	0	0	0	
	Female	0	0	0	0	0	0																	0	0	0	0	0	
Human Trafficking/Commercial Sex Acts	Male	0	0	0	0	0	0	0	0	0	0	0	0	0	0	0	0	0	0	0	0	0	0	0	0	0	0	0	
	Female	0	0	0	0	0	0	0	0	0	0	0	0	0	0	0	0	0	0	0	0	0	0	0	0	0	0	0	
Human Trafficking/Involuntary Servitude	Male	0	0	0	0	0	0	0	0	0	0	0	0	0	0	0	0	0	0	0	0	0	0	0	0	0	0	0	
	Female	0	0	0	0	0	0	0	0	0	0	0	0	0	0	0	0	0	0	0	0	0	0	0	0	0	0	0	
SUB TOTAL	Male	0	0	0	0	0	0	0	0	0	1	4	0	0	3	3	4	2	1	0	0	2	0	20					
	Female	0	0	0	0	0	0	0	1	0	0	0	0	0	0	2	0	0	0	0	0	0	0	3					
TOTAL		0	0	0	0	0	0	0	1	0	1	4	0	0	3	5	4	2	1	0	0	2	0	23	19	0	3	1	0



SRS Summary Report

Beginning Date: 01/01/2021

Ending Date: 12/31/2021

Return A

Agency: CRAIG POLICE DEPARTMENT

Classification of Offenses	Offenses Reported	Unfounded	Actual Offenses	Tot. Offenses Cleared	Clearances Involving Persons Under 18 Yr. of Age
Murder/NonNegligent Homicide(Total)	0	0	0	0	0
Manslaughter by Negligence(Total)	0	0	0	0	0
Rape(Total)	0	0	0	0	0
Rape	0	0	0	0	0
Attempted Rape	0	0	0	0	0
Robbery(Total)	0	0	0	0	0
Robbery - Firearm	0	0	0	0	0
Robbery - Knife or Cutting Instrument	0	0	0	0	0
Robbery - Other Dangerous Weapon	0	0	0	0	0
Robbery - StrongArm(Hands,Fists,Feet,etc)	0	0	0	0	0
Assault(Total)	18	0	18	17	0
Assault - Firearm	0	0	0	0	0
Assault - Knife or Cutting Instrument	0	0	0	0	0
Assault - Other Dangerous Weapon	0	0	0	0	0
Assault - StrongArm(Hands,Fists,Feet,etc)	0	0	0	0	0
Assault - Other(Simple, Not Aggravated)	18	0	18	17	0
Burglary(Total)	0	0	0	0	0
Burglary - Forcible Entry	0	0	0	0	0
Burglary - Unlawful Entry(No Force)	0	0	0	0	0
Burglary - Attempted Forcible Entry	0	0	0	0	0
Larceny(Total) - Theft(Excluding Motor Vehicles)	1	0	1	1	0
Motor Vehicle Theft(Total)	0	0	0	0	0
Motor Vehicle Theft - Autos	0	0	0	0	0
Motor Vehicle Theft - Trucks and Buses	0	0	0	0	0
Motor Vehicle Theft - Other Vehicles	0	0	0	0	0
Grand Total	19	0	19	18	0



SRS Summary Report

Beginning Date: 01/01/2021

Ending Date: 12/31/2021

Supplement Return A

Agency: CRAIG POLICE DEPARTMENT

Classification of Offenses	Actual Offenses	Value of Property	Type of Property	Stolen	Recovered
MURDER AND NONNEGLIGENT MANSLAUGHTER	0	0	Currency, Notes, Etc.	0	0
RAPE	0	0	Jewelry and Precious Metals	0	0
ROBBERY - HIGHWAY (streets, alleys, etc.)	0	0	Clothing and Furs	0	0
COMMERCIAL HOUSE (except c, d, and f)	0	0	Locally Stolen Motor Vehicles	0	0
GAS OR SERVICE STATION	0	0	Office Equipment	0	0
CONVENIENCE STORE	0	0	Televisions, Radios, Stereos, Etc.	0	0
RESIDENCE	0	0	Firearms	0	0
BANK	0	0	Household Goods	0	0
MISCELLANEOUS	0	0	Consumable Goods	0	0
TOTAL ROBBERY	0	0	Livestock	0	0
BURGLARY - BREAKING OR ENTERING - RESIDENCE (dwelling) NIGHT (6 p.m. - 6 a.m.)	0	0	Miscellaneous	200	2,519
DAY (6 a.m. - 6 p.m.)	0	0	TOTAL	200	2,519
UNKNOWN	0	0			
NON-RESIDENCE (store, office, etc.) NIGHT (6 p.m. - 6 a.m.)	0	0			
DAY (6 a.m. - 6 p.m.)	0	0			
UNKNOWN	0	0			
TOTAL BURGLARY	0	0			
LARCENY - THEFT (Except Motor Vehicle Theft) - \$200 AND OVER	1	200			
\$50 TO \$199	0	0			
UNDER \$50	0	0			
TOTAL LARCENY (Same as Item 6x)	1	200			
MOTOR VEHICLE THEFT (Include Alleged Joy Ride)	0	0			
GRAND TOTAL - ALL ITEMS		200			
ADDITIONAL ANALYSIS OF LARCENY AND MOTOR VEHICLE THEFT - 6x. NATURE OF LARCENIES UNDER ITEM 6 (POCKET-PICKING)	0	0			
PURSE-SNATCHING	0	0			
SHOPLIFTING	0	0			
FROM MOTOR VEHICLES (except e)	0	0			
MOTOR VEHICLE PARTS AND ACCESSORIES	0	0			

Grand Totals for 'Property Stolen by Type and Value' and 'Property Stolen by Classification' may not match due to NIBRS conversion specification set by the FBI.



SRS Summary Report

Beginning Date: 01/01/2021

Ending Date: 12/31/2021

Classification of Offenses	Actual Offenses	Value of Property
BICYCLES	0	0
FROM BUILDING (except c and h)	1	200
FROM ANY COIN-OPERATED MACHINES (parking meters, etc.)	0	0
ALL OTHER	0	0
TOTAL LARCENIES (Same as Item 6)	1	200
MOTOR VEHICLES RECOVERED (STOLEN LOCALLY AND RECOVERED LOCALLY)	0	
STOLEN LOCALLY AND RECOVERED BY OTHER JURISDICTIONS	0	
TOTAL LOCALLY STOLEN MOTOR VEHICLES RECOVERED	0	
STOLEN IN OTHER JURISDICTIONS AND RECOVERED LOCALLY	0	

Grand Totals for 'Property Stolen by Type and Value' and 'Property Stolen by Classification' may not match due to NIBRS conversion specification set by the FBI.



SRS Summary Report

Beginning Date: 01/01/2021

Ending Date: 12/31/2021

Law Enforcement Officers Killed or Assaulted

Agency: CRAIG POLICE DEPARTMENT

Police Officers Killed Feloniously	Police Officers Killed Accidentally
0	0

Type of Activity	Total Assaults by Weapon	Firearm	Knife or Other Cutting Instrum.	Other Dangerous Weapon	Hands Fists Feet etc.	Two Man Vehicle	One-Man Vehicle		Detective or Special Assign		Other		Police Assaults Cleared
							Alone	Assisted	Alone	Assisted	Alone	Assisted	
Responding to disturbance call (family quarrels, person with firearm, etc.)	0	0	0	0	0	0	0	0	0	0	0	0	0
Burglaries in progress or pursuing burglary suspects	0	0	0	0	0	0	0	0	0	0	0	0	0
Robberies in progress or pursuing robbery suspects	0	0	0	0	0	0	0	0	0	0	0	0	0
Attempting other arrests	0	0	0	0	0	0	0	0	0	0	0	0	0
Civil disorder (riot, mass disobedience, etc.)	0	0	0	0	0	0	0	0	0	0	0	0	0
Handling, transporting, custody of prisoners	0	0	0	0	0	0	0	0	0	0	0	0	0
Investigating suspicious persons or circumstances	0	0	0	0	0	0	0	0	0	0	0	0	0
Ambush - no warning	0	0	0	0	0	0	0	0	0	0	0	0	0
Handling persons with mental illness	0	0	0	0	0	0	0	0	0	0	0	0	0
Traffic pursuits and stops	0	0	0	0	0	0	0	0	0	0	0	0	0
All other	0	0	0	0	0	0	0	0	0	0	0	0	0
TOTAL	0	0	0	0	0	0	0	0	0	0	0	0	0
Number with personal injury	0	0	0	0	0	0	0	0	0	0	0	0	0



SRS Summary Report

Beginning Date: 01/01/2021

Ending Date: 12/31/2021

Type of Activity	Total Assaults by Weapon	Firearm	Knife or Other Cutting Instrum.	Other Dangerous Weapon	Hands Fists Feet etc.	Two Man Vehicle	One-Man Vehicle		Detective or Special Assign		Other		Police Assaults Cleared
							Alone	Assisted	Alone	Assisted	Alone	Assisted	
Number without personal injury	0	0	0	0	0	0	0	0	0	0	0	0	0

Time of assaults	12:01 - 2:00	2:01 - 4:00	4:01 - 6:00	6:01 - 8:00	8:01 - 10:00	10:01 - 12:00
Time of Assault AM	0	0	0	0	0	0
PM	0	0	0	0	0	0



Arrestee Summary Report

Beginning Date: 01/01/2021

Ending Date: 12/31/2021

Arrests by Age/Sex/Race

Agency: CRAIG POLICE DEPARTMENT

Offense: All

Classification of Offenses	Sex	Under 10	10-12	13-14	15	16	17	18	19	20	21	22	23	24	25-29	30-34	35-39	40-44	45-49	50-54	55-59	60-64	65 and Over	Total	White	Black	American Indian / Alaskan Native	Asian	Native Hawaiian / Other Pacific Islander
Murder and Nonnegligent Manslaughter	Male	0	0	0	0	0	0	0	0	0	0	0	0	0	0	0	0	0	0	0	0	0	0	0	0	0	0	0	
	Female	0	0	0	0	0	0	0	0	0	0	0	0	0	0	0	0	0	0	0	0	0	0	0	0	0	0	0	0
Manslaughter by Negligence	Male	0	0	0	0	0	0	0	0	0	0	0	0	0	0	0	0	0	0	0	0	0	0	0	0	0	0	0	
	Female	0	0	0	0	0	0	0	0	0	0	0	0	0	0	0	0	0	0	0	0	0	0	0	0	0	0	0	
Rape	Male	0	0	0	0	0	0	0	0	0	0	0	0	0	0	0	0	0	0	0	0	0	0	0	0	0	0	0	
	Female	0	0	0	0	0	0	0	0	0	0	0	0	0	0	0	0	0	0	0	0	0	0	0	0	0	0	0	
Robbery	Male	0	0	0	0	0	0	0	0	0	0	0	0	0	0	0	0	0	0	0	0	0	0	0	0	0	0	0	
	Female	0	0	0	0	0	0	0	0	0	0	0	0	0	0	0	0	0	0	0	0	0	0	0	0	0	0	0	
Aggravated Assault (Return A - 4a-d)	Male	0	0	0	0	0	0	0	0	0	0	0	0	0	0	0	0	0	0	0	0	0	0	0	0	0	0	0	
	Female	0	0	0	0	0	0	0	0	0	0	0	0	0	0	0	0	0	0	0	0	0	0	0	0	0	0	0	
Burglary - Breaking or Entering	Male	0	0	0	0	0	0	0	0	0	0	0	0	0	0	0	0	0	0	0	0	0	0	0	0	0	0	0	
	Female	0	0	0	0	0	0	0	0	0	0	0	0	0	0	0	0	0	0	0	0	0	0	0	0	0	0	0	
Larceny-Theft (Except Motor Vehicle Theft)	Male	0	0	0	0	0	0	0	0	0	0	0	0	1	0	0	0	0	0	0	1	0	0	2	1	0	1	0	
	Female	0	0	0	0	0	0	0	0	0	0	0	0	0	0	0	0	0	0	0	0	0	0	0	0	0	0	0	
Motor Vehicle Theft	Male	0	0	0	0	0	0	0	0	0	0	0	0	0	0	0	0	0	0	0	0	0	0	0	0	0	0	0	
	Female	0	0	0	0	0	0	0	0	0	0	0	0	0	0	0	0	0	0	0	0	0	0	0	0	0	0	0	
Other Assaults (Return A - 4e)	Male	0	0	0	0	0	0	0	0	0	0	1	1	1	3	1	2	0	2	1	2	1	0	15	8	0	10	0	
	Female	0	0	0	0	0	0	0	0	0	0	0	0	0	1	0	1	1	0	0	0	0	0	3	0	0	0	0	
Arson	Male	0	0	0	0	0	0	0	0	0	0	0	0	0	0	0	0	0	0	0	0	0	0	0	0	0	0	0	
	Female	0	0	0	0	0	0	0	0	0	0	0	0	0	0	0	0	0	0	0	0	0	0	0	0	0	0	0	
Forgery and Counterfeiting	Male	0	0	0	0	0	0	0	0	0	0	0	0	0	0	0	0	0	0	0	0	0	0	0	0	0	1	0	
	Female	0	0	0	0	0	0	0	0	0	0	0	0	0	0	0	0	0	1	0	0	0	0	1	0	0	0	0	
Fraud	Male	0	0	0	0	0	0	0	0	0	0	0	0	0	0	0	0	0	0	0	0	0	0	0	0	0	0	0	
	Female	0	0	0	0	0	0	0	0	0	0	0	0	0	0	0	0	0	0	0	0	0	0	0	0	0	0	0	
Embezzlement	Male	0	0	0	0	0	0	0	0	0	0	0	0	0	0	0	0	0	0	0	0	0	0	0	0	0	0	0	
	Female	0	0	0	0	0	0	0	0	0	0	0	0	0	0	0	0	0	0	0	0	0	0	0	0	0	0	0	
Stolen Property; Buying, Receiving, Possessing	Male	0	0	0	0	0	0	0	0	0	0	0	0	0	0	0	0	0	0	0	0	0	0	0	0	0	0	0	
	Female	0	0	0	0	0	0	0	0	0	0	0	0	0	0	0	0	0	0	0	0	0	0	0	0	0	0	0	
Vandalism	Male	0	0	0	0	0	0	0	0	0	0	0	0	0	0	0	0	0	0	0	0	0	0	0	0	1	0	0	
	Female	0	0	0	0	0	0	0	0	0	0	1	0	0	0	0	0	0	0	0	0	0	0	1	0	0	0	0	
Weapons; Carrying, Possessing, etc.	Male	0	0	0	0	0	0	0	0	0	0	0	0	0	0	0	1	0	0	0	0	0	0	1	1	0	0	0	
	Female	0	0	0	0	0	0	0	0	0	0	0	0	0	0	0	0	0	0	0	0	0	0	0	0	0	0	0	
Prostitution and Commercialized Vice	Male	0	0	0	0	0	0	0	0	0	0	0	0	0	0	0	0	0	0	0	0	0	0	0	0	0	0	0	
	Female	0	0	0	0	0	0	0	0	0	0	0	0	0	0	0	0	0	0	0	0	0	0	0	0	0	0	0	
Prostitution	Male	0	0	0	0	0	0	0	0	0	0	0	0	0	0	0	0	0	0	0	0	0	0	0	0	0	0	0	
	Female	0	0	0	0	0	0	0	0	0	0	0	0	0	0	0	0	0	0	0	0	0	0	0	0	0	0	0	



Arrestee Summary Report

Beginning Date: 01/01/2021

Ending Date: 12/31/2021

Classification of Offenses	Sex	Under 10	10-12	13-14	15	16	17	18	19	20	21	22	23	24	25-29	30-34	35-39	40-44	45-49	50-54	55-59	60-64	65 and Over	Total	White	Black	American Indian / Alaskan Native	Asian	Native Hawaiian / Other Pacific Islander
Assisting or Promoting Prostitution	Male	0	0	0	0	0	0	0	0	0	0	0	0	0	0	0	0	0	0	0	0	0	0	0	0	0	0	0	
	Female	0	0	0	0	0	0	0	0	0	0	0	0	0	0	0	0	0	0	0	0	0	0	0	0	0	0	0	0
Purchasing Prostitution	Male	0	0	0	0	0	0	0	0	0	0	0	0	0	0	0	0	0	0	0	0	0	0	0	0	0	0	0	
	Female	0	0	0	0	0	0	0	0	0	0	0	0	0	0	0	0	0	0	0	0	0	0	0	0	0	0	0	0
Sex Offenses (Except Rape and Prostitution)	Male	0	0	0	0	0	0	0	0	0	0	0	0	0	0	0	0	0	0	0	0	0	0	0	0	0	0	0	
	Female	0	0	0	0	0	0	0	0	0	0	0	0	0	0	0	0	0	0	0	0	0	0	0	0	0	0	0	
Drug Abuse Violations - Grand Total	Male	0	0	0	0	0	0	0	0	0	0	0	0	0	2	1	0	1	0	0	0	0	0	0	4	3	0	1	0
	Female	0	0	0	0	0	0	0	0	0	0	0	0	0	0	0	0	0	0	0	0	0	0	0	0	0	0	0	
(1) Sale/Manufacturing - Subtotal	Male	0	0	0	0	0	0	0	0	0	0	0	0	0	0	0	0	0	0	0	0	0	0	0	0	0	0	0	
	Female	0	0	0	0	0	0	0	0	0	0	0	0	0	0	0	0	0	0	0	0	0	0	0	0	0	0	0	
18a - Opium/Cocaine	Male	0	0	0	0	0	0	0	0	0	0	0	0	0	0	0	0	0	0	0	0	0	0	0	0	0	0	0	
	Female	0	0	0	0	0	0	0	0	0	0	0	0	0	0	0	0	0	0	0	0	0	0	0	0	0	0	0	
18b - Marijuana	Male	0	0	0	0	0	0	0	0	0	0	0	0	0	0	0	0	0	0	0	0	0	0	0	0	0	0	0	
	Female	0	0	0	0	0	0	0	0	0	0	0	0	0	0	0	0	0	0	0	0	0	0	0	0	0	0	0	
18c - Synthetic Narcotics - Manufactured Narcotics Which Can Cause True Drug Addiction (Demerol, Methadones)	Male	0	0	0	0	0	0	0	0	0	0	0	0	0	0	0	0	0	0	0	0	0	0	0	0	0	0	0	
	Female	0	0	0	0	0	0	0	0	0	0	0	0	0	0	0	0	0	0	0	0	0	0	0	0	0	0	0	
18d - Other - Dangerous Nonnarcotic Drugs (Barbiturates, Benzadrine)	Male	0	0	0	0	0	0	0	0	0	0	0	0	0	0	0	0	0	0	0	0	0	0	0	0	0	0	0	
	Female	0	0	0	0	0	0	0	0	0	0	0	0	0	0	0	0	0	0	0	0	0	0	0	0	0	0	0	
(2) Possession - Subtotal	Male	0	0	0	0	0	0	0	0	0	0	0	0	0	2	1	0	1	0	0	0	0	0	0	4	3	0	1	0
	Female	0	0	0	0	0	0	0	0	0	0	0	0	0	0	0	0	0	0	0	0	0	0	0	0	0	0	0	
18e - Opium or Cocaine and Their Derivatives (Morphine, Heroin, Codeine)	Male	0	0	0	0	0	0	0	0	0	0	0	0	0	1	0	0	0	0	0	0	0	0	0	1	0	0	1	
	Female	0	0	0	0	0	0	0	0	0	0	0	0	0	0	0	0	0	0	0	0	0	0	0	0	0	0	0	
18f - Marijuana	Male	0	0	0	0	0	0	0	0	0	0	0	0	0	0	0	0	0	0	0	0	0	0	0	0	0	0	0	
	Female	0	0	0	0	0	0	0	0	0	0	0	0	0	0	0	0	0	0	0	0	0	0	0	0	0	0	0	
18g - Synthetic Narcotics - Manufactured Narcotics Which Can Cause True Drug Addiction (Demerol, Methadones)	Male	0	0	0	0	0	0	0	0	0	0	0	0	0	0	1	0	0	0	0	0	0	0	0	1	1	0	0	
	Female	0	0	0	0	0	0	0	0	0	0	0	0	0	0	0	0	0	0	0	0	0	0	0	0	0	0	0	
18h - Other - Dangerous Nonnarcotic Drugs	Male	0	0	0	0	0	0	0	0	0	0	0	0	0	1	0	0	1	0	0	0	0	0	0	2	2	0	0	0
	Female	0	0	0	0	0	0	0	0	0	0	0	0	0	0	0	0	0	0	0	0	0	0	0	0	0	0	0	
Gambling - Total	Male	0	0	0	0	0	0	0	0	0	0	0	0	0	0	0	0	0	0	0	0	0	0	0	0	0	0	0	
	Female	0	0	0	0	0	0	0	0	0	0	0	0	0	0	0	0	0	0	0	0	0	0	0	0	0	0	0	



Arrestee Summary Report

Beginning Date: 01/01/2021

Ending Date: 12/31/2021

Classification of Offenses	Sex	Under 10	10-12	13-14	15	16	17	18	19	20	21	22	23	24	25-29	30-34	35-39	40-44	45-49	50-54	55-59	60-64	65 and Over	Total	White	Black	American Indian / Alaskan Native	Asian	Native Hawaiian / Other Pacific Islander
Bookmaking (Horse and Sport Book)	Male	0	0	0	0	0	0	0	0	0	0	0	0	0	0	0	0	0	0	0	0	0	0	0	0	0	0	0	
	Female	0	0	0	0	0	0	0	0	0	0	0	0	0	0	0	0	0	0	0	0	0	0	0	0	0	0	0	0
Numbers and Lottery	Male	0	0	0	0	0	0	0	0	0	0	0	0	0	0	0	0	0	0	0	0	0	0	0	0	0	0	0	
	Female	0	0	0	0	0	0	0	0	0	0	0	0	0	0	0	0	0	0	0	0	0	0	0	0	0	0	0	
All Other Gambling	Male	0	0	0	0	0	0	0	0	0	0	0	0	0	0	0	0	0	0	0	0	0	0	0	0	0	0	0	
	Female	0	0	0	0	0	0	0	0	0	0	0	0	0	0	0	0	0	0	0	0	0	0	0	0	0	0	0	
Offenses Against The Family and Children	Male	0	0	0	0	0	0	0	0	0	0	0	0	0	0	0	0	0	0	0	0	0	0	0	0	0	0	0	
	Female	0	0	0	0	0	0	0	0	0	0	0	0	0	0	0	0	0	0	0	0	0	0	0	0	0	0	0	
Driving Under The Influence	Male	0	0	0	0	0	1	1	2	0	0	1	1	0	5	0	1	0	2	1	0	1	0	16	13	1	7	0	
	Female	0	0	0	0	0	0	1	0	0	0	1	0	0	0	2	0	0	0	0	1	0	0	5	0	0	0	0	
Liquor Laws	Male	0	0	0	0	0	0	0	0	0	0	0	0	0	0	0	0	0	0	0	0	0	0	0	0	0	0	0	
	Female	0	0	0	0	0	0	0	0	0	0	0	0	0	0	0	0	0	0	0	0	0	0	0	0	0	0	0	
Drunkenness	Male	0	0	0	0	0	0	0	0	0	0	0	0	0	0	0	0	0	0	0	0	0	0	0	0	0	0	0	
	Female	0	0	0	0	0	0	0	0	0	0	0	0	0	0	0	0	0	0	0	0	0	0	0	0	0	0	0	
Disorderly Conduct	Male	0	0	0	0	0	0	0	0	0	0	0	0	0	1	0	0	0	2	0	0	0	0	3	2	0	1	0	
	Female	0	0	0	0	0	0	0	0	0	0	0	0	0	0	0	0	0	0	0	0	0	0	0	0	0	0	0	
Vagrancy	Male	0	0	0	0	0	0	0	0	0	0	0	0	0	0	0	0	0	0	0	0	0	0	0	0	0	0	0	
	Female	0	0	0	0	0	0	0	0	0	0	0	0	0	0	0	0	0	0	0	0	0	0	0	0	0	0	0	
All Other Offenses (Except Traffic)	Male	0	0	0	0	0	0	1	1	0	0	0	1	17	5	6	3	15	1	3	2	0	55	44	1	20	0		
	Female	0	0	0	0	0	0	1	0	0	3	0	0	1	1	1	0	0	2	1	0	0	10	0	0	0	0		
Suspicion	Male	0	0	0	0	0	0	0	0	0	0	0	0	0	0	0	0	0	0	0	0	0	0	0	0	0	0	0	
	Female	0	0	0	0	0	0	0	0	0	0	0	0	0	0	0	0	0	0	0	0	0	0	0	0	0	0	0	
Curfew and Loitering Law Violations	Male	0	0	0	0	0	0																	0	0	0	0	0	
	Female	0	0	0	0	0	0																	0	0	0	0	0	
Runaway	Male	0	0	0	0	0	0																	0	0	0	0	0	
	Female	0	0	0	0	0	0																	0	0	0	0	0	
Human Trafficking/Commercial Sex Acts	Male	0	0	0	0	0	0	0	0	0	0	0	0	0	0	0	0	0	0	0	0	0	0	0	0	0	0	0	
	Female	0	0	0	0	0	0	0	0	0	0	0	0	0	0	0	0	0	0	0	0	0	0	0	0	0	0	0	
Human Trafficking/Involuntary Servitude	Male	0	0	0	0	0	0	0	0	0	0	0	0	0	0	0	0	0	0	0	0	0	0	0	0	0	0	0	
	Female	0	0	0	0	0	0	0	0	0	0	0	0	0	0	0	0	0	0	0	0	0	0	0	0	0	0	0	
SUB TOTAL	Male	0	0	0	0	0	1	1	3	1	0	2	2	3	28	7	10	4	21	3	6	4	0	96					
	Female	0	0	0	0	0	0	2	0	0	0	5	0	0	2	3	2	1	1	2	2	0	0	20					
TOTAL		0	0	0	0	0	1	1	5	1	0	7	2	3	30	10	12	5	22	5	8	4	0	116	73	2	41	0	



SRS Summary Report

Beginning Date: 01/01/2021

Ending Date: 12/31/2021

Return A

Agency: DILLINGHAM POLICE DEPARTMENT

Classification of Offenses	Offenses Reported	Unfounded	Actual Offenses	Tot. Offenses Cleared	Clearances Involving Persons Under 18 Yr. of Age
Murder/NonNegligent Homicide(Total)	0	0	0	0	0
Manslaughter by Negligence(Total)	0	0	0	0	0
Rape(Total)	1	0	1	1	0
Rape	1	0	1	1	0
Attempted Rape	0	0	0	0	0
Robbery(Total)	0	0	0	0	0
Robbery - Firearm	0	0	0	0	0
Robbery - Knife or Cutting Instrument	0	0	0	0	0
Robbery - Other Dangerous Weapon	0	0	0	0	0
Robbery - StrongArm(Hands,Fists,Feet,etc)	0	0	0	0	0
Assault(Total)	31	0	31	27	0
Assault - Firearm	1	0	1	1	0
Assault - Knife or Cutting Instrument	0	0	0	0	0
Assault - Other Dangerous Weapon	6	0	6	5	0
Assault - StrongArm(Hands,Fists,Feet,etc)	2	0	2	1	0
Assault - Other(Simple, Not Aggravated)	22	0	22	20	0
Burglary(Total)	0	0	0	0	0
Burglary - Forcible Entry	0	0	0	0	0
Burglary - Unlawful Entry(No Force)	0	0	0	0	0
Burglary - Attempted Forcible Entry	0	0	0	0	0
Larceny(Total) - Theft(Excluding Motor Vehicles)	2	0	2	2	0
Motor Vehicle Theft(Total)	1	0	1	1	0
Motor Vehicle Theft - Autos	0	0	0	0	0
Motor Vehicle Theft - Trucks and Buses	1	0	1	1	0
Motor Vehicle Theft - Other Vehicles	0	0	0	0	0
Grand Total	35	0	35	31	0



SRS Summary Report

Beginning Date: 01/01/2021

Ending Date: 12/31/2021

Supplement Return A

Agency: DILLINGHAM POLICE DEPARTMENT

Classification of Offenses	Actual Offenses	Value of Property	Type of Property	Stolen	Recovered
MURDER AND NONNEGLIGENT MANSLAUGHTER	0	0	Currency, Notes, Etc.	6,290	0
RAPE	1	0	Jewelry and Precious Metals	0	0
ROBBERY - HIGHWAY (streets, alleys, etc.)	0	0	Clothing and Furs	0	0
COMMERCIAL HOUSE (except c, d, and f)	0	0	Locally Stolen Motor Vehicles	3,000	40,000
GAS OR SERVICE STATION	0	0	Office Equipment	0	0
CONVENIENCE STORE	0	0	Televisions, Radios, Stereos, Etc.	0	0
RESIDENCE	0	0	Firearms	0	0
BANK	0	0	Household Goods	0	0
MISCELLANEOUS	0	0	Consumable Goods	0	0
TOTAL ROBBERY	0	0	Livestock	0	0
BURGLARY - BREAKING OR ENTERING - RESIDENCE (dwelling) NIGHT (6 p.m. - 6 a.m.)	0	0	Miscellaneous	0	0
DAY (6 a.m. - 6 p.m.)	0	0	TOTAL	9,290	40,000
UNKNOWN	0	0			
NON-RESIDENCE (store, office, etc.) NIGHT (6 p.m. - 6 a.m.)	0	0			
DAY (6 a.m. - 6 p.m.)	0	0			
UNKNOWN	0	0			
TOTAL BURGLARY	0	0			
LARCENY - THEFT (Except Motor Vehicle Theft) - \$200 AND OVER	2	6,290			
\$50 TO \$199	0	0			
UNDER \$50	0	0			
TOTAL LARCENY (Same as Item 6x)	2	6,290			
MOTOR VEHICLE THEFT (Include Alleged Joy Ride)	1	3,000			
GRAND TOTAL - ALL ITEMS		9,290			
ADDITIONAL ANALYSIS OF LARCENY AND MOTOR VEHICLE THEFT - 6x. NATURE OF LARCENIES UNDER ITEM 6 (POCKET-PICKING)	0	0			
PURSE-SNATCHING	0	0			
SHOPLIFTING	0	0			
FROM MOTOR VEHICLES (except e)	0	0			
MOTOR VEHICLE PARTS AND ACCESSORIES	0	0			

Grand Totals for 'Property Stolen by Type and Value' and 'Property Stolen by Classification' may not match due to NIBRS conversion specification set by the FBI.



SRS Summary Report

Beginning Date: 01/01/2021

Ending Date: 12/31/2021

Classification of Offenses	Actual Offenses	Value of Property
BICYCLES	0	0
FROM BUILDING (except c and h)	0	0
FROM ANY COIN-OPERATED MACHINES (parking meters, etc.)	0	0
ALL OTHER	2	6,290
TOTAL LARCENIES (Same as Item 6)	2	6,290
MOTOR VEHICLES RECOVERED (STOLEN LOCALLY AND RECOVERED LOCALLY)	0	
STOLEN LOCALLY AND RECOVERED BY OTHER JURISDICTIONS	0	
TOTAL LOCALLY STOLEN MOTOR VEHICLES RECOVERED	1	
STOLEN IN OTHER JURISDICTIONS AND RECOVERED LOCALLY	0	

Grand Totals for 'Property Stolen by Type and Value' and 'Property Stolen by Classification' may not match due to NIBRS conversion specification set by the FBI.



SRS Summary Report

Beginning Date: 01/01/2021

Ending Date: 12/31/2021

Law Enforcement Officers Killed or Assaulted

Agency: DILLINGHAM POLICE DEPARTMENT

Police Officers Killed Feloniously	Police Officers Killed Accidentally
0	0

Type of Activity	Total Assaults by Weapon	Firearm	Knife or Other Cutting Instrum.	Other Dangerous Weapon	Hands Fists Feet etc.	Two Man Vehicle	One-Man Vehicle		Detective or Special Assign		Other		Police Assaults Cleared
							Alone	Assisted	Alone	Assisted	Alone	Assisted	
Responding to disturbance call (family quarrels, person with firearm, etc.)	0	0	0	0	0	0	0	0	0	0	0	0	0
Burglaries in progress or pursuing burglary suspects	0	0	0	0	0	0	0	0	0	0	0	0	0
Robberies in progress or pursuing robbery suspects	0	0	0	0	0	0	0	0	0	0	0	0	0
Attempting other arrests	0	0	0	0	0	0	0	0	0	0	0	0	0
Civil disorder (riot, mass disobedience, etc.)	0	0	0	0	0	0	0	0	0	0	0	0	0
Handling, transporting, custody of prisoners	2	0	0	0	2	0	1	0	0	0	1	0	2
Investigating suspicious persons or circumstances	0	0	0	0	0	0	0	0	0	0	0	0	0
Ambush - no warning	0	0	0	0	0	0	0	0	0	0	0	0	0
Handling persons with mental illness	0	0	0	0	0	0	0	0	0	0	0	0	0
Traffic pursuits and stops	0	0	0	0	0	0	0	0	0	0	0	0	0
All other	1	0	0	1	0	0	1	0	0	0	0	0	1
TOTAL	3	0	0	1	2	0	2	0	0	0	1	0	3
Number with personal injury	2	0	0	0	2	0	0	0	0	0	0	0	0



SRS Summary Report

Beginning Date: 01/01/2021

Ending Date: 12/31/2021

Type of Activity	Total Assaults by Weapon	Firearm	Knife or Other Cutting Instrum.	Other Dangerous Weapon	Hands Fists Feet etc.	Two Man Vehicle	One-Man Vehicle		Detective or Special Assign		Other		Police Assaults Cleared
							Alone	Assisted	Alone	Assisted	Alone	Assisted	
Number without personal injury	1	0	0	1	0	0	0	0	0	0	0	0	0

Time of assaults	12:01 - 2:00	2:01 - 4:00	4:01 - 6:00	6:01 - 8:00	8:01 - 10:00	10:01 - 12:00
Time of Assault AM	1	0	0	0	0	0
PM	0	1	0	0	1	0



Arrestee Summary Report

Beginning Date: 01/01/2021

Ending Date: 12/31/2021

Arrests by Age/Sex/Race

Agency: DILLINGHAM POLICE DEPARTMENT

Offense: All

Classification of Offenses	Sex	Under 10	10-12	13-14	15	16	17	18	19	20	21	22	23	24	25-29	30-34	35-39	40-44	45-49	50-54	55-59	60-64	65 and Over	Total	White	Black	American Indian / Alaskan Native	Asian	Native Hawaiian / Other Pacific Islander
Murder and Nonnegligent Manslaughter	Male	0	0	0	0	0	0	0	0	0	0	0	0	0	0	0	0	0	0	0	0	0	0	0	0	0	0	0	
	Female	0	0	0	0	0	0	0	0	0	0	0	0	0	0	0	0	0	0	0	0	0	0	0	0	0	0	0	0
Manslaughter by Negligence	Male	0	0	0	0	0	0	0	0	0	0	0	0	0	0	0	0	0	0	0	0	0	0	0	0	0	0	0	
	Female	0	0	0	0	0	0	0	0	0	0	0	0	0	0	0	0	0	0	0	0	0	0	0	0	0	0	0	
Rape	Male	0	0	0	0	0	0	0	0	0	0	0	0	0	0	0	0	0	1	0	0	0	0	1	0	0	1	0	
	Female	0	0	0	0	0	0	0	0	0	0	0	0	0	0	0	0	0	0	0	0	0	0	0	0	0	0	0	
Robbery	Male	0	0	0	0	0	0	0	0	0	0	0	0	0	0	0	0	0	0	0	0	0	0	0	0	0	0	0	
	Female	0	0	0	0	0	0	0	0	0	0	0	0	0	0	0	0	0	0	0	0	0	0	0	0	0	0	0	
Aggravated Assault (Return A - 4a-d)	Male	0	0	0	0	0	0	0	0	0	0	0	0	1	0	2	0	0	0	0	1	0	0	4	1	0	5	0	
	Female	0	0	0	0	0	0	0	0	0	0	0	0	0	2	0	0	0	0	0	0	0	0	2	0	0	0	0	
Burglary - Breaking or Entering	Male	0	0	0	0	0	0	0	0	0	0	0	0	0	0	0	0	0	0	0	0	0	0	0	0	0	0	0	
	Female	0	0	0	0	0	0	0	0	0	0	0	0	0	0	0	0	0	0	0	0	0	0	0	0	0	0	0	
Larceny-Theft (Except Motor Vehicle Theft)	Male	0	0	0	0	0	0	0	0	0	0	0	2	0	0	0	0	0	0	0	0	0	0	2	0	0	3	0	
	Female	0	0	0	0	0	0	0	0	0	0	0	0	0	1	0	0	0	0	0	0	0	0	1	0	0	0	0	
Motor Vehicle Theft	Male	0	0	0	0	0	0	0	0	0	0	0	0	0	0	0	0	0	0	0	0	0	0	0	0	0	1	0	
	Female	0	0	0	0	0	0	0	0	0	0	0	0	0	0	1	0	0	0	0	0	0	0	1	0	0	0	0	
Other Assaults (Return A - 4e)	Male	0	0	0	0	0	0	1	0	1	1	0	0	0	2	4	1	0	1	1	0	0	1	13	0	0	16	0	
	Female	0	0	0	0	0	0	0	0	0	1	0	0	0	1	0	1	1	0	0	0	0	0	4	0	0	0	0	
Arson	Male	0	0	0	0	0	0	0	0	0	0	0	0	0	0	0	0	0	0	0	0	0	0	0	0	0	0	0	
	Female	0	0	0	0	0	0	0	0	0	0	0	0	0	0	0	0	0	0	0	0	0	0	0	0	0	0	0	
Forgery and Counterfeiting	Male	0	0	0	0	0	0	0	0	0	0	0	0	0	0	0	0	0	0	0	0	0	0	0	0	0	0	0	
	Female	0	0	0	0	0	0	0	0	0	0	0	0	0	0	0	0	0	0	0	0	0	0	0	0	0	0	0	
Fraud	Male	0	0	0	0	0	0	0	0	0	0	0	0	0	0	0	0	0	0	0	0	0	0	0	0	0	0	0	
	Female	0	0	0	0	0	0	0	0	0	0	0	0	0	0	0	0	0	0	0	0	0	0	0	0	0	0	0	
Embezzlement	Male	0	0	0	0	0	0	0	0	0	0	0	0	0	0	0	0	0	0	0	0	0	0	0	0	0	0	0	
	Female	0	0	0	0	0	0	0	0	0	0	0	0	0	0	0	0	0	0	0	0	0	0	0	0	0	0	0	
Stolen Property; Buying, Receiving, Possessing	Male	0	0	0	0	0	0	0	0	0	0	0	0	0	0	0	0	0	0	0	0	0	0	0	0	0	0	0	
	Female	0	0	0	0	0	0	0	0	0	0	0	0	0	0	0	0	0	0	0	0	0	0	0	0	0	0	0	
Vandalism	Male	0	0	0	0	0	0	0	0	0	0	0	0	0	1	1	0	1	0	0	0	0	0	3	0	0	3	0	
	Female	0	0	0	0	0	0	0	0	0	0	0	0	0	0	0	0	0	0	0	0	0	0	0	0	0	0	0	
Weapons; Carrying, Possessing, etc.	Male	0	0	0	0	0	0	0	0	0	0	0	0	0	0	0	0	0	0	0	0	0	0	0	0	0	0	0	
	Female	0	0	0	0	0	0	0	0	0	0	0	0	0	0	0	0	0	0	0	0	0	0	0	0	0	0	0	
Prostitution and Commercialized Vice	Male	0	0	0	0	0	0	0	0	0	0	0	0	0	0	0	0	0	0	0	0	0	0	0	0	0	0	0	
	Female	0	0	0	0	0	0	0	0	0	0	0	0	0	0	0	0	0	0	0	0	0	0	0	0	0	0	0	
Prostitution	Male	0	0	0	0	0	0	0	0	0	0	0	0	0	0	0	0	0	0	0	0	0	0	0	0	0	0	0	
	Female	0	0	0	0	0	0	0	0	0	0	0	0	0	0	0	0	0	0	0	0	0	0	0	0	0	0	0	



Arrestee Summary Report

Beginning Date: 01/01/2021

Ending Date: 12/31/2021

Classification of Offenses	Sex	Under 10	10-12	13-14	15	16	17	18	19	20	21	22	23	24	25-29	30-34	35-39	40-44	45-49	50-54	55-59	60-64	65 and Over	Total	White	Black	American Indian / Alaskan Native	Asian	Native Hawaiian / Other Pacific Islander
Assisting or Promoting Prostitution	Male	0	0	0	0	0	0	0	0	0	0	0	0	0	0	0	0	0	0	0	0	0	0	0	0	0	0	0	
	Female	0	0	0	0	0	0	0	0	0	0	0	0	0	0	0	0	0	0	0	0	0	0	0	0	0	0	0	0
Purchasing Prostitution	Male	0	0	0	0	0	0	0	0	0	0	0	0	0	0	0	0	0	0	0	0	0	0	0	0	0	0	0	
	Female	0	0	0	0	0	0	0	0	0	0	0	0	0	0	0	0	0	0	0	0	0	0	0	0	0	0	0	0
Sex Offenses (Except Rape and Prostitution)	Male	0	0	0	0	0	0	0	0	0	0	0	0	0	0	0	0	0	0	0	0	0	0	0	0	0	0	0	
	Female	0	0	0	0	0	0	0	0	0	0	0	0	0	0	0	0	0	0	0	0	0	0	0	0	0	0	0	
Drug Abuse Violations - Grand Total	Male	0	0	0	0	0	0	0	0	0	0	0	0	0	0	0	0	0	0	0	0	0	0	0	0	0	1	0	
	Female	0	0	0	0	0	0	0	0	0	0	0	0	0	0	0	1	0	0	0	0	0	0	0	1	0	0	0	
(1) Sale/Manufacturing - Subtotal	Male	0	0	0	0	0	0	0	0	0	0	0	0	0	0	0	0	0	0	0	0	0	0	0	0	0	0	0	
	Female	0	0	0	0	0	0	0	0	0	0	0	0	0	0	0	0	0	0	0	0	0	0	0	0	0	0	0	
18a - Opium/Cocaine	Male	0	0	0	0	0	0	0	0	0	0	0	0	0	0	0	0	0	0	0	0	0	0	0	0	0	0	0	
	Female	0	0	0	0	0	0	0	0	0	0	0	0	0	0	0	0	0	0	0	0	0	0	0	0	0	0	0	
18b - Marijuana	Male	0	0	0	0	0	0	0	0	0	0	0	0	0	0	0	0	0	0	0	0	0	0	0	0	0	0	0	
	Female	0	0	0	0	0	0	0	0	0	0	0	0	0	0	0	0	0	0	0	0	0	0	0	0	0	0	0	
18c - Synthetic Narcotics - Manufactured Narcotics Which Can Cause True Drug Addiction (Demerol, Methadones)	Male	0	0	0	0	0	0	0	0	0	0	0	0	0	0	0	0	0	0	0	0	0	0	0	0	0	0	0	
	Female	0	0	0	0	0	0	0	0	0	0	0	0	0	0	0	0	0	0	0	0	0	0	0	0	0	0	0	
18d - Other - Dangerous Nonnarcotic Drugs (Barbiturates, Benzadrine)	Male	0	0	0	0	0	0	0	0	0	0	0	0	0	0	0	0	0	0	0	0	0	0	0	0	0	0	0	
	Female	0	0	0	0	0	0	0	0	0	0	0	0	0	0	0	0	0	0	0	0	0	0	0	0	0	0	0	
(2) Possession - Subtotal	Male	0	0	0	0	0	0	0	0	0	0	0	0	0	0	0	0	0	0	0	0	0	0	0	0	0	1	0	
	Female	0	0	0	0	0	0	0	0	0	0	0	0	0	0	0	1	0	0	0	0	0	0	0	1	0	0	0	
18e - Opium or Cocaine and Their Derivatives (Morphine, Heroin, Codeine)	Male	0	0	0	0	0	0	0	0	0	0	0	0	0	0	0	0	0	0	0	0	0	0	0	0	0	0	0	
	Female	0	0	0	0	0	0	0	0	0	0	0	0	0	0	0	0	0	0	0	0	0	0	0	0	0	0	0	
18f - Marijuana	Male	0	0	0	0	0	0	0	0	0	0	0	0	0	0	0	0	0	0	0	0	0	0	0	0	0	0	0	
	Female	0	0	0	0	0	0	0	0	0	0	0	0	0	0	0	0	0	0	0	0	0	0	0	0	0	0	0	
18g - Synthetic Narcotics - Manufactured Narcotics Which Can Cause True Drug Addiction (Demerol, Methadones)	Male	0	0	0	0	0	0	0	0	0	0	0	0	0	0	0	0	0	0	0	0	0	0	0	0	0	0	0	
	Female	0	0	0	0	0	0	0	0	0	0	0	0	0	0	0	0	0	0	0	0	0	0	0	0	0	0	0	
18h - Other - Dangerous Nonnarcotic Drugs	Male	0	0	0	0	0	0	0	0	0	0	0	0	0	0	0	0	0	0	0	0	0	0	0	0	0	1	0	
	Female	0	0	0	0	0	0	0	0	0	0	0	0	0	0	0	1	0	0	0	0	0	0	0	1	0	0	0	
Gambling - Total	Male	0	0	0	0	0	0	0	0	0	0	0	0	0	0	0	0	0	0	0	0	0	0	0	0	0	0	0	
	Female	0	0	0	0	0	0	0	0	0	0	0	0	0	0	0	0	0	0	0	0	0	0	0	0	0	0	0	



Arrestee Summary Report

Beginning Date: 01/01/2021

Ending Date: 12/31/2021

Classification of Offenses	Sex	Under 10	10-12	13-14	15	16	17	18	19	20	21	22	23	24	25-29	30-34	35-39	40-44	45-49	50-54	55-59	60-64	65 and Over	Total	White	Black	American Indian / Alaskan Native	Asian	Native Hawaiian / Other Pacific Islander	
Bookmaking (Horse and Sport Book)	Male	0	0	0	0	0	0	0	0	0	0	0	0	0	0	0	0	0	0	0	0	0	0	0	0	0	0	0		
	Female	0	0	0	0	0	0	0	0	0	0	0	0	0	0	0	0	0	0	0	0	0	0	0	0	0	0	0	0	
Numbers and Lottery	Male	0	0	0	0	0	0	0	0	0	0	0	0	0	0	0	0	0	0	0	0	0	0	0	0	0	0	0		
	Female	0	0	0	0	0	0	0	0	0	0	0	0	0	0	0	0	0	0	0	0	0	0	0	0	0	0	0	0	
All Other Gambling	Male	0	0	0	0	0	0	0	0	0	0	0	0	0	0	0	0	0	0	0	0	0	0	0	0	0	0	0		
	Female	0	0	0	0	0	0	0	0	0	0	0	0	0	0	0	0	0	0	0	0	0	0	0	0	0	0	0	0	
Offenses Against The Family and Children	Male	0	0	0	0	0	0	0	0	0	0	0	0	0	0	0	0	0	0	0	0	0	0	0	0	0	0	0	0	
	Female	0	0	0	0	0	0	0	0	0	0	0	0	0	0	0	0	0	0	0	0	0	0	0	0	0	0	0	0	
Driving Under The Influence	Male	0	0	0	0	0	0	0	0	0	0	2	2	0	4	3	3	0	0	0	0	0	1	0	15	1	0	19	0	0
	Female	0	0	0	0	0	0	0	0	0	0	0	0	0	0	3	0	2	0	1	0	0	0	0	6	0	0	0	0	
Liquor Laws	Male	0	0	0	0	0	0	0	0	0	0	0	0	0	0	0	0	0	0	0	0	0	0	0	0	0	0	0	0	
	Female	0	0	0	0	0	0	0	0	0	0	0	0	0	0	0	0	0	0	0	0	0	0	0	0	0	0	0	0	
Drunkenness	Male	0	0	0	0	0	0	0	0	0	0	0	0	0	0	0	0	0	0	0	0	0	0	0	0	0	0	0	0	
	Female	0	0	0	0	0	0	0	0	0	0	0	0	0	0	0	0	0	0	0	0	0	0	0	0	0	0	0	0	
Disorderly Conduct	Male	0	0	0	0	0	0	0	0	0	0	0	0	0	0	0	1	0	0	0	0	0	0	1	1	0	3	0	0	
	Female	0	0	0	0	0	0	0	0	0	0	0	0	0	0	2	0	1	0	0	0	0	0	0	3	0	0	0	0	
Vagrancy	Male	0	0	0	0	0	0	0	0	0	0	0	0	0	0	0	0	0	0	0	0	0	0	0	0	0	0	0	0	
	Female	0	0	0	0	0	0	0	0	0	0	0	0	0	0	0	0	0	0	0	0	0	0	0	0	0	0	0	0	
All Other Offenses (Except Traffic)	Male	0	0	0	0	0	0	0	0	0	1	0	0	0	1	2	4	0	5	1	2	2	4	22	4	1	25	0	0	
	Female	0	0	0	0	0	0	0	0	0	0	0	0	1	2	3	2	0	0	0	0	0	0	8	0	0	0	0	0	
Suspicion	Male	0	0	0	0	0	0	0	0	0	0	0	0	0	0	0	0	0	0	0	0	0	0	0	0	0	0	0	0	
	Female	0	0	0	0	0	0	0	0	0	0	0	0	0	0	0	0	0	0	0	0	0	0	0	0	0	0	0	0	
Curfew and Loitering Law Violations	Male	0	0	0	0	0	0																	0	0	0	0	0	0	
	Female	0	0	0	0	0	0																	0	0	0	0	0	0	0
Runaway	Male	0	0	0	0	0	0																	0	0	0	0	0	0	0
	Female	0	0	0	0	0	0																	0	0	0	0	0	0	0
Human Trafficking/Commercial Sex Acts	Male	0	0	0	0	0	0	0	0	0	0	0	0	0	0	0	0	0	0	0	0	0	0	0	0	0	0	0	0	
	Female	0	0	0	0	0	0	0	0	0	0	0	0	0	0	0	0	0	0	0	0	0	0	0	0	0	0	0	0	0
Human Trafficking/Involuntary Servitude	Male	0	0	0	0	0	0	0	0	0	0	0	0	0	0	0	0	0	0	0	0	0	0	0	0	0	0	0	0	
	Female	0	0	0	0	0	0	0	0	0	0	0	0	0	0	0	0	0	0	0	0	0	0	0	0	0	0	0	0	0
SUB TOTAL	Male	0	0	0	0	0	0	1	0	1	2	2	4	1	8	12	9	1	7	2	3	3	5	61						
	Female	0	0	0	0	0	0	0	0	0	1	0	0	1	9	6	6	2	1	0	0	0	0	26						
TOTAL		0	0	0	0	0	0	1	0	1	3	2	4	2	17	18	15	3	8	2	3	3	5	87	7	1	77	0	0	



SRS Summary Report

Beginning Date: 01/01/2021

Ending Date: 12/31/2021

Return A

Agency: FAIRBANKS AIRPORT POLICE

Classification of Offenses	Offenses Reported	Unfounded	Actual Offenses	Tot. Offenses Cleared	Clearances Involving Persons Under 18 Yr. of Age
Murder/NonNegligent Homicide(Total)	0	0	0	0	0
Manslaughter by Negligence(Total)	0	0	0	0	0
Rape(Total)	0	0	0	0	0
Rape	0	0	0	0	0
Attempted Rape	0	0	0	0	0
Robbery(Total)	0	0	0	0	0
Robbery - Firearm	0	0	0	0	0
Robbery - Knife or Cutting Instrument	0	0	0	0	0
Robbery - Other Dangerous Weapon	0	0	0	0	0
Robbery - StrongArm(Hands,Fists,Feet,etc)	0	0	0	0	0
Assault(Total)	0	0	0	0	0
Assault - Firearm	0	0	0	0	0
Assault - Knife or Cutting Instrument	0	0	0	0	0
Assault - Other Dangerous Weapon	0	0	0	0	0
Assault - StrongArm(Hands,Fists,Feet,etc)	0	0	0	0	0
Assault - Other(Simple, Not Aggravated)	0	0	0	0	0
Burglary(Total)	0	0	0	0	0
Burglary - Forcible Entry	0	0	0	0	0
Burglary - Unlawful Entry(No Force)	0	0	0	0	0
Burglary - Attempted Forcible Entry	0	0	0	0	0
Larceny(Total) - Theft(Excluding Motor Vehicles)	17	0	17	0	0
Motor Vehicle Theft(Total)	2	0	2	0	0
Motor Vehicle Theft - Autos	2	0	2	0	0
Motor Vehicle Theft - Trucks and Buses	0	0	0	0	0
Motor Vehicle Theft - Other Vehicles	0	0	0	0	0
Grand Total	19	0	19	0	0



SRS Summary Report

Beginning Date: 01/01/2021

Ending Date: 12/31/2021

Supplement Return A

Agency: FAIRBANKS AIRPORT POLICE

Classification of Offenses	Actual Offenses	Value of Property	Type of Property	Stolen	Recovered
MURDER AND NONNEGLIGENT MANSLAUGHTER	0	0	Currency, Notes, Etc.	0	0
RAPE	0	0	Jewelry and Precious Metals	0	0
ROBBERY - HIGHWAY (streets, alleys, etc.)	0	0	Clothing and Furs	50	0
COMMERCIAL HOUSE (except c, d, and f)	0	0	Locally Stolen Motor Vehicles	14,990	50,075
GAS OR SERVICE STATION	0	0	Office Equipment	1,799	0
CONVENIENCE STORE	0	0	Televisions, Radios, Stereos, Etc.	350	0
RESIDENCE	0	0	Firearms	0	0
BANK	0	0	Household Goods	0	0
MISCELLANEOUS	0	0	Consumable Goods	255	0
TOTAL ROBBERY	0	0	Livestock	0	0
BURGLARY - BREAKING OR ENTERING - RESIDENCE (dwelling) NIGHT (6 p.m. - 6 a.m.)	0	0	Miscellaneous	18,053	0
DAY (6 a.m. - 6 p.m.)	0	0	TOTAL	35,497	50,075
UNKNOWN	0	0			
NON-RESIDENCE (store, office, etc.) NIGHT (6 p.m. - 6 a.m.)	0	0			
DAY (6 a.m. - 6 p.m.)	0	0			
UNKNOWN	0	0			
TOTAL BURGLARY	0	0			
LARCENY - THEFT (Except Motor Vehicle Theft) - \$200 AND OVER	15	20,507			
\$50 TO \$199	0	0			
UNDER \$50	2	0			
TOTAL LARCENY (Same as Item 6x)	17	20,507			
MOTOR VEHICLE THEFT (Include Alleged Joy Ride)	2	14,990			
GRAND TOTAL - ALL ITEMS		35,497			
ADDITIONAL ANALYSIS OF LARCENY AND MOTOR VEHICLE THEFT - 6x. NATURE OF LARCENIES UNDER ITEM 6 (POCKET-PICKING)	0	0			
PURSE-SNATCHING	0	0			
SHOPLIFTING	0	0			
FROM MOTOR VEHICLES (except e)	2	255			
MOTOR VEHICLE PARTS AND ACCESSORIES	9	13,989			

Grand Totals for 'Property Stolen by Type and Value' and 'Property Stolen by Classification' may not match due to NIBRS conversion specification set by the FBI.



SRS Summary Report

Beginning Date: 01/01/2021

Ending Date: 12/31/2021

Classification of Offenses	Actual Offenses	Value of Property
BICYCLES	0	0
FROM BUILDING (except c and h)	4	2,263
FROM ANY COIN-OPERATED MACHINES (parking meters, etc.)	0	0
ALL OTHER	2	4,000
TOTAL LARCENIES (Same as Item 6)	17	20,507
MOTOR VEHICLES RECOVERED (STOLEN LOCALLY AND RECOVERED LOCALLY)	0	
STOLEN LOCALLY AND RECOVERED BY OTHER JURISDICTIONS	0	
TOTAL LOCALLY STOLEN MOTOR VEHICLES RECOVERED	2	
STOLEN IN OTHER JURISDICTIONS AND RECOVERED LOCALLY	0	

Grand Totals for 'Property Stolen by Type and Value' and 'Property Stolen by Classification' may not match due to NIBRS conversion specification set by the FBI.



SRS Summary Report

Beginning Date: 01/01/2021

Ending Date: 12/31/2021

Law Enforcement Officers Killed or Assaulted

Agency: FAIRBANKS AIRPORT POLICE

Police Officers Killed Feloniously	Police Officers Killed Accidentally
0	0

Type of Activity	Total Assaults by Weapon	Firearm	Knife or Other Cutting Instrum.	Other Dangerous Weapon	Hands Fists Feet etc.	Two Man Vehicle	One-Man Vehicle		Detective or Special Assign		Other		Police Assaults Cleared
							Alone	Assisted	Alone	Assisted	Alone	Assisted	
Responding to disturbance call (family quarrels, person with firearm, etc.)	0	0	0	0	0	0	0	0	0	0	0	0	0
Burglaries in progress or pursuing burglary suspects	0	0	0	0	0	0	0	0	0	0	0	0	0
Robberies in progress or pursuing robbery suspects	0	0	0	0	0	0	0	0	0	0	0	0	0
Attempting other arrests	0	0	0	0	0	0	0	0	0	0	0	0	0
Civil disorder (riot, mass disobedience, etc.)	0	0	0	0	0	0	0	0	0	0	0	0	0
Handling, transporting, custody of prisoners	0	0	0	0	0	0	0	0	0	0	0	0	0
Investigating suspicious persons or circumstances	0	0	0	0	0	0	0	0	0	0	0	0	0
Ambush - no warning	0	0	0	0	0	0	0	0	0	0	0	0	0
Handling persons with mental illness	0	0	0	0	0	0	0	0	0	0	0	0	0
Traffic pursuits and stops	0	0	0	0	0	0	0	0	0	0	0	0	0
All other	0	0	0	0	0	0	0	0	0	0	0	0	0
TOTAL	0	0	0	0	0	0	0	0	0	0	0	0	0
Number with personal injury	0	0	0	0	0	0	0	0	0	0	0	0	0



SRS Summary Report

Beginning Date: 01/01/2021

Ending Date: 12/31/2021

Type of Activity	Total Assaults by Weapon	Firearm	Knife or Other Cutting Instrum.	Other Dangerous Weapon	Hands Fists Feet etc.	Two Man Vehicle	One-Man Vehicle		Detective or Special Assign		Other		Police Assaults Cleared
							Alone	Assisted	Alone	Assisted	Alone	Assisted	
Number without personal injury	0	0	0	0	0	0	0	0	0	0	0	0	0

Time of assaults	12:01 - 2:00	2:01 - 4:00	4:01 - 6:00	6:01 - 8:00	8:01 - 10:00	10:01 - 12:00
Time of Assault AM	0	0	0	0	0	0
PM	0	0	0	0	0	0



Arrestee Summary Report

Beginning Date: 01/01/2021

Ending Date: 12/31/2021

Arrests by Age/Sex/Race

Agency: FAIRBANKS AIRPORT POLICE

Offense: All

Classification of Offenses	Sex	Under 10	10-12	13-14	15	16	17	18	19	20	21	22	23	24	25-29	30-34	35-39	40-44	45-49	50-54	55-59	60-64	65 and Over	Total	White	Black	American Indian / Alaskan Native	Asian	Native Hawaiian / Other Pacific Islander
Murder and Nonnegligent Manslaughter	Male	0	0	0	0	0	0	0	0	0	0	0	0	0	0	0	0	0	0	0	0	0	0	0	0	0	0	0	
	Female	0	0	0	0	0	0	0	0	0	0	0	0	0	0	0	0	0	0	0	0	0	0	0	0	0	0	0	0
Manslaughter by Negligence	Male	0	0	0	0	0	0	0	0	0	0	0	0	0	0	0	0	0	0	0	0	0	0	0	0	0	0	0	0
	Female	0	0	0	0	0	0	0	0	0	0	0	0	0	0	0	0	0	0	0	0	0	0	0	0	0	0	0	0
Rape	Male	0	0	0	0	0	0	0	0	0	0	0	0	0	0	0	0	0	0	0	0	0	0	0	0	0	0	0	0
	Female	0	0	0	0	0	0	0	0	0	0	0	0	0	0	0	0	0	0	0	0	0	0	0	0	0	0	0	0
Robbery	Male	0	0	0	0	0	0	0	0	0	0	0	0	0	0	0	0	0	0	0	0	0	0	0	0	0	0	0	0
	Female	0	0	0	0	0	0	0	0	0	0	0	0	0	0	0	0	0	0	0	0	0	0	0	0	0	0	0	0
Aggravated Assault (Return A - 4a-d)	Male	0	0	0	0	0	0	0	0	0	0	0	0	0	0	0	0	0	0	0	0	0	0	0	0	0	0	0	0
	Female	0	0	0	0	0	0	0	0	0	0	0	0	0	0	0	0	0	0	0	0	0	0	0	0	0	0	0	0
Burglary - Breaking or Entering	Male	0	0	0	0	0	0	0	0	0	0	0	0	0	0	0	0	0	0	0	0	0	0	0	0	0	0	0	0
	Female	0	0	0	0	0	0	0	0	0	0	0	0	0	0	0	0	0	0	0	0	0	0	0	0	0	0	0	0
Larceny-Theft (Except Motor Vehicle Theft)	Male	0	0	0	0	0	0	0	0	0	0	0	0	0	0	0	0	0	0	0	0	0	0	0	0	0	0	0	0
	Female	0	0	0	0	0	0	0	0	0	0	0	0	0	0	0	0	0	0	0	0	0	0	0	0	0	0	0	0
Motor Vehicle Theft	Male	0	0	0	0	0	0	0	0	0	0	0	0	0	0	0	0	0	0	0	0	0	0	0	0	0	0	0	0
	Female	0	0	0	0	0	0	0	0	0	0	0	0	0	0	0	0	0	0	0	0	0	0	0	0	0	0	0	0
Other Assaults (Return A - 4e)	Male	0	0	0	0	0	0	0	0	0	0	0	0	0	0	0	0	0	0	0	0	0	0	0	0	0	0	0	0
	Female	0	0	0	0	0	0	0	0	0	0	0	0	0	0	0	0	0	0	0	0	0	0	0	0	0	0	0	0
Arson	Male	0	0	0	0	0	0	0	0	0	0	0	0	0	0	0	0	0	0	0	0	0	0	0	0	0	0	0	0
	Female	0	0	0	0	0	0	0	0	0	0	0	0	0	0	0	0	0	0	0	0	0	0	0	0	0	0	0	0
Forgery and Counterfeiting	Male	0	0	0	0	0	0	0	0	0	0	0	0	0	0	0	0	0	0	0	0	0	0	0	0	0	0	0	0
	Female	0	0	0	0	0	0	0	0	0	0	0	0	0	0	0	0	0	0	0	0	0	0	0	0	0	0	0	0
Fraud	Male	0	0	0	0	0	0	0	0	0	0	0	0	0	0	0	0	0	0	0	0	0	0	0	0	0	0	0	0
	Female	0	0	0	0	0	0	0	0	0	0	0	0	0	0	0	0	0	0	0	0	0	0	0	0	0	0	0	0
Embezzlement	Male	0	0	0	0	0	0	0	0	0	0	0	0	0	0	0	0	0	0	0	0	0	0	0	0	0	0	0	0
	Female	0	0	0	0	0	0	0	0	0	0	0	0	0	0	0	0	0	0	0	0	0	0	0	0	0	0	0	0
Stolen Property; Buying, Receiving, Possessing	Male	0	0	0	0	0	0	0	0	0	0	0	0	0	0	0	0	0	0	0	0	0	0	0	0	0	0	0	0
	Female	0	0	0	0	0	0	0	0	0	0	0	0	0	0	0	0	0	0	0	0	0	0	0	0	0	0	0	0
Vandalism	Male	0	0	0	0	0	0	0	0	0	0	0	0	0	0	0	0	0	0	0	0	0	0	0	0	0	0	0	0
	Female	0	0	0	0	0	0	0	0	0	0	0	0	0	0	0	0	0	0	0	0	0	0	0	0	0	0	0	0
Weapons; Carrying, Possessing, etc.	Male	0	0	0	0	0	0	0	0	0	0	0	0	0	0	0	0	0	0	1	0	0	0	1	1	0	0	0	0
	Female	0	0	0	0	0	0	0	0	0	0	0	0	0	0	0	0	0	0	0	0	0	0	0	0	0	0	0	0
Prostitution and Commercialized Vice	Male	0	0	0	0	0	0	0	0	0	0	0	0	0	0	0	0	0	0	0	0	0	0	0	0	0	0	0	0
	Female	0	0	0	0	0	0	0	0	0	0	0	0	0	0	0	0	0	0	0	0	0	0	0	0	0	0	0	0
Prostitution	Male	0	0	0	0	0	0	0	0	0	0	0	0	0	0	0	0	0	0	0	0	0	0	0	0	0	0	0	0
	Female	0	0	0	0	0	0	0	0	0	0	0	0	0	0	0	0	0	0	0	0	0	0	0	0	0	0	0	0



Arrestee Summary Report

Beginning Date: 01/01/2021

Ending Date: 12/31/2021

Classification of Offenses	Sex	Under 10	10-12	13-14	15	16	17	18	19	20	21	22	23	24	25-29	30-34	35-39	40-44	45-49	50-54	55-59	60-64	65 and Over	Total	White	Black	American Indian / Alaskan Native	Asian	Native Hawaiian / Other Pacific Islander
Assisting or Promoting Prostitution	Male	0	0	0	0	0	0	0	0	0	0	0	0	0	0	0	0	0	0	0	0	0	0	0	0	0	0	0	0
	Female	0	0	0	0	0	0	0	0	0	0	0	0	0	0	0	0	0	0	0	0	0	0	0	0	0	0	0	0
Purchasing Prostitution	Male	0	0	0	0	0	0	0	0	0	0	0	0	0	0	0	0	0	0	0	0	0	0	0	0	0	0	0	0
	Female	0	0	0	0	0	0	0	0	0	0	0	0	0	0	0	0	0	0	0	0	0	0	0	0	0	0	0	0
Sex Offenses (Except Rape and Prostitution)	Male	0	0	0	0	0	0	0	0	0	0	0	0	0	0	0	0	0	0	0	0	0	0	0	0	0	0	0	0
	Female	0	0	0	0	0	0	0	0	0	0	0	0	0	0	0	0	0	0	0	0	0	0	0	0	0	0	0	0
Drug Abuse Violations - Grand Total	Male	0	0	0	0	0	0	0	0	0	0	0	0	0	0	0	0	0	0	0	0	0	0	0	0	0	1	0	0
	Female	0	0	0	0	0	0	0	0	0	0	0	0	0	0	0	0	0	0	0	0	0	1	0	1	0	0	0	0
(1) Sale/Manufacturing - Subtotal	Male	0	0	0	0	0	0	0	0	0	0	0	0	0	0	0	0	0	0	0	0	0	0	0	0	0	0	0	0
	Female	0	0	0	0	0	0	0	0	0	0	0	0	0	0	0	0	0	0	0	0	0	0	0	0	0	0	0	0
18a - Opium/Cocaine	Male	0	0	0	0	0	0	0	0	0	0	0	0	0	0	0	0	0	0	0	0	0	0	0	0	0	0	0	0
	Female	0	0	0	0	0	0	0	0	0	0	0	0	0	0	0	0	0	0	0	0	0	0	0	0	0	0	0	0
18b - Marijuana	Male	0	0	0	0	0	0	0	0	0	0	0	0	0	0	0	0	0	0	0	0	0	0	0	0	0	0	0	0
	Female	0	0	0	0	0	0	0	0	0	0	0	0	0	0	0	0	0	0	0	0	0	0	0	0	0	0	0	0
18c - Synthetic Narcotics - Manufactured Narcotics Which Can Cause True Drug Addiction (Demerol, Methadones)	Male	0	0	0	0	0	0	0	0	0	0	0	0	0	0	0	0	0	0	0	0	0	0	0	0	0	0	0	0
	Female	0	0	0	0	0	0	0	0	0	0	0	0	0	0	0	0	0	0	0	0	0	0	0	0	0	0	0	0
18d - Other - Dangerous Nonnarcotic Drugs (Barbiturates, Benzadrine)	Male	0	0	0	0	0	0	0	0	0	0	0	0	0	0	0	0	0	0	0	0	0	0	0	0	0	0	0	0
	Female	0	0	0	0	0	0	0	0	0	0	0	0	0	0	0	0	0	0	0	0	0	0	0	0	0	0	0	0
(2) Possession - Subtotal	Male	0	0	0	0	0	0	0	0	0	0	0	0	0	0	0	0	0	0	0	0	0	0	0	0	0	1	0	0
	Female	0	0	0	0	0	0	0	0	0	0	0	0	0	0	0	0	0	0	0	0	0	1	0	1	0	0	0	0
18e - Opium or Cocaine and Their Derivatives (Morphine, Heroin, Codeine)	Male	0	0	0	0	0	0	0	0	0	0	0	0	0	0	0	0	0	0	0	0	0	0	0	0	0	1	0	0
	Female	0	0	0	0	0	0	0	0	0	0	0	0	0	0	0	0	0	0	0	0	0	1	0	1	0	0	0	0
18f - Marijuana	Male	0	0	0	0	0	0	0	0	0	0	0	0	0	0	0	0	0	0	0	0	0	0	0	0	0	0	0	0
	Female	0	0	0	0	0	0	0	0	0	0	0	0	0	0	0	0	0	0	0	0	0	0	0	0	0	0	0	0
18g - Synthetic Narcotics - Manufactured Narcotics Which Can Cause True Drug Addiction (Demerol, Methadones)	Male	0	0	0	0	0	0	0	0	0	0	0	0	0	0	0	0	0	0	0	0	0	0	0	0	0	0	0	0
	Female	0	0	0	0	0	0	0	0	0	0	0	0	0	0	0	0	0	0	0	0	0	0	0	0	0	0	0	0
18h - Other - Dangerous Nonnarcotic Drugs	Male	0	0	0	0	0	0	0	0	0	0	0	0	0	0	0	0	0	0	0	0	0	0	0	0	0	0	0	0
	Female	0	0	0	0	0	0	0	0	0	0	0	0	0	0	0	0	0	0	0	0	0	0	0	0	0	0	0	0
Gambling - Total	Male	0	0	0	0	0	0	0	0	0	0	0	0	0	0	0	0	0	0	0	0	0	0	0	0	0	0	0	0
	Female	0	0	0	0	0	0	0	0	0	0	0	0	0	0	0	0	0	0	0	0	0	0	0	0	0	0	0	0



Arrestee Summary Report

Beginning Date: 01/01/2021

Ending Date: 12/31/2021

Classification of Offenses	Sex	Under 10	10-12	13-14	15	16	17	18	19	20	21	22	23	24	25-29	30-34	35-39	40-44	45-49	50-54	55-59	60-64	65 and Over	Total	White	Black	American Indian / Alaskan Native	Asian	Native Hawaiian / Other Pacific Islander
Bookmaking (Horse and Sport Book)	Male	0	0	0	0	0	0	0	0	0	0	0	0	0	0	0	0	0	0	0	0	0	0	0	0	0	0	0	
	Female	0	0	0	0	0	0	0	0	0	0	0	0	0	0	0	0	0	0	0	0	0	0	0	0	0	0	0	0
Numbers and Lottery	Male	0	0	0	0	0	0	0	0	0	0	0	0	0	0	0	0	0	0	0	0	0	0	0	0	0	0	0	
	Female	0	0	0	0	0	0	0	0	0	0	0	0	0	0	0	0	0	0	0	0	0	0	0	0	0	0	0	0
All Other Gambling	Male	0	0	0	0	0	0	0	0	0	0	0	0	0	0	0	0	0	0	0	0	0	0	0	0	0	0	0	
	Female	0	0	0	0	0	0	0	0	0	0	0	0	0	0	0	0	0	0	0	0	0	0	0	0	0	0	0	
Offenses Against The Family and Children	Male	0	0	0	0	0	0	0	0	0	0	0	0	0	0	0	0	0	0	0	0	0	0	0	0	0	0	0	
	Female	0	0	0	0	0	0	0	0	0	0	0	0	0	0	0	0	0	0	0	0	0	0	0	0	0	0	0	
Driving Under The Influence	Male	0	0	0	0	0	0	0	0	0	0	0	0	0	0	1	0	1	0	0	0	0	0	0	2	2	1	0	1
	Female	0	0	0	0	0	0	0	0	0	0	0	0	0	0	1	0	0	1	0	0	0	0	0	2	0	0	0	
Liquor Laws	Male	0	0	0	0	0	0	0	0	0	0	0	0	0	0	0	0	0	0	0	0	0	0	0	0	0	0	0	
	Female	0	0	0	0	0	0	0	0	0	0	0	0	0	0	0	0	0	0	0	0	0	0	0	0	0	0	0	
Drunkenness	Male	0	0	0	0	0	0	0	0	0	0	0	0	0	0	0	0	0	0	0	0	0	0	0	0	0	0	0	
	Female	0	0	0	0	0	0	0	0	0	0	0	0	0	0	0	0	0	0	0	0	0	0	0	0	0	0	0	
Disorderly Conduct	Male	0	0	0	0	0	0	0	0	0	0	0	0	0	0	0	0	0	0	0	0	0	0	0	0	0	1	1	
	Female	0	0	0	0	0	0	0	0	0	0	1	0	0	0	0	1	0	0	0	0	0	0	0	2	0	0	0	
Vagrancy	Male	0	0	0	0	0	0	0	0	0	0	0	0	0	0	0	0	0	0	0	0	0	0	0	0	0	0	0	
	Female	0	0	0	0	0	0	0	0	0	0	0	0	0	0	0	0	0	0	0	0	0	0	0	0	0	0	0	
All Other Offenses (Except Traffic)	Male	0	0	0	0	0	0	0	0	0	0	0	0	1	2	2	1	0	0	0	1	0	0	7	3	2	2	0	
	Female	0	0	0	0	0	0	0	0	0	0	0	0	0	0	0	0	0	0	0	0	0	0	0	0	0	0	0	
Suspicion	Male	0	0	0	0	0	0	0	0	0	0	0	0	0	0	0	0	0	0	0	0	0	0	0	0	0	0	0	
	Female	0	0	0	0	0	0	0	0	0	0	0	0	0	0	0	0	0	0	0	0	0	0	0	0	0	0	0	
Curfew and Loitering Law Violations	Male	0	0	0	0	0	0																	0	0	0	0	0	
	Female	0	0	0	0	0	0																		0	0	0	0	0
Runaway	Male	0	0	0	0	0	0																		0	0	0	0	0
	Female	0	0	0	0	0	0																		0	0	0	0	0
Human Trafficking/Commercial Sex Acts	Male	0	0	0	0	0	0	0	0	0	0	0	0	0	0	0	0	0	0	0	0	0	0	0	0	0	0	0	
	Female	0	0	0	0	0	0	0	0	0	0	0	0	0	0	0	0	0	0	0	0	0	0	0	0	0	0	0	
Human Trafficking/Involuntary Servitude	Male	0	0	0	0	0	0	0	0	0	0	0	0	0	0	0	0	0	0	0	0	0	0	0	0	0	0	0	
	Female	0	0	0	0	0	0	0	0	0	0	0	0	0	0	0	0	0	0	0	0	0	0	0	0	0	0	0	
SUB TOTAL	Male	0	0	0	0	0	0	0	0	0	0	0	0	1	2	3	1	1	0	1	1	0	0	10					
	Female	0	0	0	0	0	0	0	0	0	0	1	0	0	1	0	1	1	0	0	0	0	1	0	5				
TOTAL		0	0	0	0	0	0	0	0	0	0	1	0	1	3	3	2	2	0	1	1	1	0	15	6	3	4	2	0



SRS Summary Report

Beginning Date: 01/01/2021

Ending Date: 12/31/2021

Return A

Agency: FAIRBANKS POLICE DEPARTMENT

Classification of Offenses	Offenses Reported	Unfounded	Actual Offenses	Tot. Offenses Cleared	Clearances Involving Persons Under 18 Yr. of Age
Murder/NonNegligent Homicide(Total)	4	0	4	3	0
Manslaughter by Negligence(Total)	0	0	0	0	0
Rape(Total)	35	0	35	1	0
Rape	35	0	35	1	0
Attempted Rape	0	0	0	0	0
Robbery(Total)	45	0	45	13	2
Robbery - Firearm	7	0	7	1	0
Robbery - Knife or Cutting Instrument	5	0	5	3	0
Robbery - Other Dangerous Weapon	1	0	1	0	0
Robbery - StrongArm(Hands,Fists,Feet,etc)	32	0	32	9	2
Assault(Total)	619	0	619	279	19
Assault - Firearm	50	0	50	17	0
Assault - Knife or Cutting Instrument	37	0	37	17	0
Assault - Other Dangerous Weapon	61	0	61	28	1
Assault - StrongArm(Hands,Fists,Feet,etc)	18	0	18	8	0
Assault - Other(Simple, Not Aggravated)	453	0	453	209	18
Burglary(Total)	146	0	146	22	0
Burglary - Forcible Entry	87	0	87	12	0
Burglary - Unlawful Entry(No Force)	49	0	49	8	0
Burglary - Attempted Forcible Entry	10	0	10	2	0
Larceny(Total) - Theft(Excluding Motor Vehicles)	963	0	963	70	2
Motor Vehicle Theft(Total)	168	0	168	30	2
Motor Vehicle Theft - Autos	107	0	107	19	1
Motor Vehicle Theft - Trucks and Buses	48	0	48	10	1
Motor Vehicle Theft - Other Vehicles	13	0	13	1	0
Grand Total	1980	0	1980	418	25



SRS Summary Report

Beginning Date: 01/01/2021

Ending Date: 12/31/2021

Supplement Return A

Agency: FAIRBANKS POLICE DEPARTMENT

Classification of Offenses	Actual Offenses	Value of Property	Type of Property	Stolen	Recovered
MURDER AND NONNEGLIGENT MANSLAUGHTER	4	0	Currency, Notes, Etc.	70,238	10,522
RAPE	35	2,201	Jewelry and Precious Metals	46,311	11,898
ROBBERY - HIGHWAY (streets, alleys, etc.)	7	5,975	Clothing and Furs	72,593	7,643
COMMERCIAL HOUSE (except c, d, and f)	14	4,222	Locally Stolen Motor Vehicles	1,881,695	1,917,651
GAS OR SERVICE STATION	1	0	Office Equipment	46,634	7,501
CONVENIENCE STORE	1	695	Televisions, Radios, Stereos, Etc.	25,183	5,623
RESIDENCE	10	7,989	Firearms	33,270	5,029
BANK	0	0	Household Goods	21,080	2,073
MISCELLANEOUS	12	6,286	Consumable Goods	22,559	4,023
TOTAL ROBBERY	45	25,167	Livestock	1	0
BURGLARY - BREAKING OR ENTERING - RESIDENCE (dwelling) NIGHT (6 p.m. - 6 a.m.)	22	49,609	Miscellaneous	714,946	74,543
DAY (6 a.m. - 6 p.m.)	21	74,376	TOTAL	2,934,510	2,046,506
UNKNOWN	0	0			
NON-RESIDENCE (store, office, etc.) NIGHT (6 p.m. - 6 a.m.)	70	204,887			
DAY (6 a.m. - 6 p.m.)	33	67,971			
UNKNOWN	0	0			
TOTAL BURGLARY	146	396,843			
LARCENY - THEFT (Except Motor Vehicle Theft) - \$200 AND OVER	522	644,036			
\$50 TO \$199	230	24,006			
UNDER \$50	211	3,285			
TOTAL LARCENY (Same as Item 6x)	963	671,327			
MOTOR VEHICLE THEFT (Include Alleged Joy Ride)	168	1,838,999			
GRAND TOTAL - ALL ITEMS		2,934,537			
ADDITIONAL ANALYSIS OF LARCENY AND MOTOR VEHICLE THEFT - 6x. NATURE OF LARCENIES UNDER ITEM 6 (POCKET-PICKING)	4	1,985			
PURSE-SNATCHING	0	0			
SHOPLIFTING	300	72,313			
FROM MOTOR VEHICLES (except e)	162	144,699			
MOTOR VEHICLE PARTS AND ACCESSORIES	171	221,439			

Grand Totals for 'Property Stolen by Type and Value' and 'Property Stolen by Classification' may not match due to NIBRS conversion specification set by the FBI.



SRS Summary Report

Beginning Date: 01/01/2021

Ending Date: 12/31/2021

Classification of Offenses	Actual Offenses	Value of Property
BICYCLES	63	27,541
FROM BUILDING (except c and h)	125	87,502
FROM ANY COIN-OPERATED MACHINES (parking meters, etc.)	2	40
ALL OTHER	136	115,808
TOTAL LARCENIES (Same as Item 6)	963	671,327
MOTOR VEHICLES RECOVERED (STOLEN LOCALLY AND RECOVERED LOCALLY)	0	
STOLEN LOCALLY AND RECOVERED BY OTHER JURISDICTIONS	0	
TOTAL LOCALLY STOLEN MOTOR VEHICLES RECOVERED	137	
STOLEN IN OTHER JURISDICTIONS AND RECOVERED LOCALLY	0	

Grand Totals for 'Property Stolen by Type and Value' and 'Property Stolen by Classification' may not match due to NIBRS conversion specification set by the FBI.



SRS Summary Report

Beginning Date: 01/01/2021

Ending Date: 12/31/2021

Law Enforcement Officers Killed or Assaulted

Agency: FAIRBANKS POLICE DEPARTMENT

Police Officers Killed Feloniously	Police Officers Killed Accidentally
0	0

Type of Activity	Total Assaults by Weapon	Firearm	Knife or Other Cutting Instrum.	Other Dangerous Weapon	Hands Fists Feet etc.	Two Man Vehicle	One-Man Vehicle		Detective or Special Assign		Other		Police Assaults Cleared
							Alone	Assisted	Alone	Assisted	Alone	Assisted	
Responding to disturbance call (family quarrels, person with firearm, etc.)	4	2	0	0	2	0	0	4	0	0	0	0	4
Burglaries in progress or pursuing burglary suspects	3	0	0	0	3	0	0	3	0	0	0	0	3
Robberies in progress or pursuing robbery suspects	0	0	0	0	0	0	0	0	0	0	0	0	0
Attempting other arrests	5	0	0	1	4	2	2	1	0	0	0	0	5
Civil disorder (riot, mass disobedience, etc.)	0	0	0	0	0	0	0	0	0	0	0	0	0
Handling, transporting, custody of prisoners	1	0	0	0	1	1	0	0	0	0	0	0	1
Investigating suspicious persons or circumstances	3	0	0	2	1	1	1	1	0	0	0	0	3
Ambush - no warning	1	0	0	0	1	1	0	0	0	0	0	0	1
Handling persons with mental illness	0	0	0	0	0	0	0	0	0	0	0	0	0
Traffic pursuits and stops	1	0	0	0	1	0	0	1	0	0	0	0	1
All other	1	0	0	0	1	0	0	1	0	0	0	0	1
TOTAL	19	2	0	3	14	5	3	11	0	0	0	0	19
Number with personal injury	11	0	0	0	11	0	0	0	0	0	0	0	0



SRS Summary Report

Beginning Date: 01/01/2021

Ending Date: 12/31/2021

Type of Activity	Total Assaults by Weapon	Firearm	Knife or Other Cutting Instrum.	Other Dangerous Weapon	Hands Fists Feet etc.	Two Man Vehicle	One-Man Vehicle		Detective or Special Assign		Other		Police Assaults Cleared
							Alone	Assisted	Alone	Assisted	Alone	Assisted	
Number without personal injury	8	2	0	3	3	0	0	0	0	0	0	0	0

Time of assaults	12:01 - 2:00	2:01 - 4:00	4:01 - 6:00	6:01 - 8:00	8:01 - 10:00	10:01 - 12:00
Time of Assault AM	1	4	2	0	3	0
PM	2	2	1	2	1	1



Arrestee Summary Report

Beginning Date: 01/01/2021

Ending Date: 12/31/2021

Arrests by Age/Sex/Race

Agency: FAIRBANKS POLICE DEPARTMENT

Offense: All

Classification of Offenses	Sex	Under 10	10-12	13-14	15	16	17	18	19	20	21	22	23	24	25-29	30-34	35-39	40-44	45-49	50-54	55-59	60-64	65 and Over	Total	White	Black	American Indian / Alaskan Native	Asian	Native Hawaiian / Other Pacific Islander
Murder and Nonnegligent Manslaughter	Male	0	0	0	0	0	0	0	0	1	0	0	0	0	0	0	1	0	0	0	0	0	0	2	1	0	1	0	0
	Female	0	0	0	0	0	0	0	0	0	0	0	0	0	0	0	0	0	0	0	0	0	0	0	0	0	0	0	0
Manslaughter by Negligence	Male	0	0	0	0	0	0	0	0	0	0	0	0	0	0	0	0	0	0	0	0	0	0	0	0	0	0	0	
	Female	0	0	0	0	0	0	0	0	0	0	0	0	0	0	0	0	0	0	0	0	0	0	0	0	0	0	0	
Rape	Male	0	0	0	0	0	0	0	0	0	0	0	0	0	1	0	0	0	0	0	0	0	0	0	1	0	0	1	0
	Female	0	0	0	0	0	0	0	0	0	0	0	0	0	0	0	0	0	0	0	0	0	0	0	0	0	0	0	
Robbery	Male	0	0	1	0	0	0	0	0	0	0	1	0	1	0	2	6	0	0	0	1	0	0	12	5	5	3	0	0
	Female	0	0	1	0	0	0	0	0	0	0	0	0	0	0	0	0	0	0	0	0	0	0	1	0	0	0	0	
Aggravated Assault (Return A - 4a-d)	Male	0	0	1	0	0	0	1	1	0	0	2	2	2	5	11	4	3	3	1	2	1	1	40	24	11	24	0	0
	Female	0	0	0	0	1	0	0	1	0	2	0	0	0	0	5	5	2	1	1	1	0	0	19	0	0	0	0	
Burglary - Breaking or Entering	Male	0	0	0	0	0	0	3	2	0	1	1	1	2	1	5	4	0	0	1	0	0	0	21	7	5	11	0	0
	Female	0	0	0	0	0	0	0	0	0	0	0	0	0	1	1	0	0	0	0	0	0	0	2	0	0	0	0	
Larceny-Theft (Except Motor Vehicle Theft)	Male	0	0	0	0	0	0	1	0	0	1	1	0	3	6	7	8	3	6	1	0	0	0	37	28	4	30	1	0
	Female	0	0	0	0	0	2	1	0	0	0	1	0	1	4	5	6	3	1	1	0	1	0	26	0	0	0	0	
Motor Vehicle Theft	Male	0	0	1	0	0	1	1	0	0	1	0	0	2	4	5	2	0	1	0	1	0	0	19	16	0	12	0	0
	Female	0	0	0	0	0	0	0	1	0	0	0	0	0	4	3	0	1	0	0	0	0	0	9	0	0	0	0	
Other Assaults (Return A - 4e)	Male	0	4	3	1	1	3	1	3	2	2	3	1	10	16	17	11	16	6	9	10	2	2	123	62	24	92	2	0
	Female	0	1	4	0	0	0	0	1	2	1	0	3	0	9	15	9	9	1	2	1	0	0	58	0	0	0	0	
Arson	Male	0	0	0	0	0	0	0	0	0	0	0	0	0	0	1	0	0	0	0	0	0	0	1	1	0	0	0	0
	Female	0	0	0	0	0	0	0	0	0	0	0	0	0	0	0	0	0	0	0	0	0	0	0	0	0	0	0	
Forgery and Counterfeiting	Male	0	0	0	0	0	0	0	0	0	0	0	0	0	0	0	1	0	0	0	0	0	0	1	2	0	1	0	0
	Female	0	0	0	0	0	0	0	1	0	0	0	0	0	0	1	0	0	0	0	0	0	0	2	0	0	0	0	
Fraud	Male	0	0	0	0	0	0	0	0	0	0	0	0	0	1	2	1	0	0	1	0	0	1	6	7	3	3	0	0
	Female	0	0	0	0	0	0	0	0	0	0	0	0	1	1	0	3	1	1	0	0	0	0	7	0	0	0	0	
Embezzlement	Male	0	0	0	0	0	0	0	0	0	0	0	0	0	0	0	0	0	0	0	0	0	0	0	0	0	0	0	0
	Female	0	0	0	0	0	0	0	0	0	0	0	0	0	0	0	0	0	0	0	0	0	0	0	0	0	0	0	
Stolen Property; Buying, Receiving, Possessing	Male	0	0	0	0	0	0	0	0	0	0	0	0	0	0	0	0	0	0	0	0	0	0	0	0	0	0	0	0
	Female	0	0	0	0	0	0	0	0	0	0	0	0	0	0	0	0	0	0	0	0	0	0	0	0	0	0	0	
Vandalism	Male	0	0	0	0	1	1	2	1	0	1	0	2	0	6	4	6	5	2	3	0	1	0	35	21	6	15	0	0
	Female	0	0	0	0	1	1	0	0	1	0	0	0	0	1	2	0	2	0	0	0	0	1	9	0	0	0	0	
Weapons; Carrying, Possessing, etc.	Male	0	0	0	0	0	1	2	0	2	0	2	3	1	8	3	3	0	1	0	1	1	0	28	12	6	12	0	0
	Female	0	0	0	0	0	0	0	0	0	0	0	0	0	0	1	0	1	0	0	0	0	0	2	0	0	0	0	
Prostitution and Commercialized Vice	Male	0	0	0	0	0	0	0	0	0	0	0	0	0	0	0	0	0	0	0	0	0	0	0	0	0	0	0	0
	Female	0	0	0	0	0	0	0	0	0	0	0	0	0	0	0	0	0	0	0	0	0	0	0	0	0	0	0	
Prostitution	Male	0	0	0	0	0	0	0	0	0	0	0	0	0	0	0	0	0	0	0	0	0	0	0	0	0	0	0	0
	Female	0	0	0	0	0	0	0	0	0	0	0	0	0	0	0	0	0	0	0	0	0	0	0	0	0	0	0	



Arrestee Summary Report

Beginning Date: 01/01/2021

Ending Date: 12/31/2021

Classification of Offenses	Sex	Under 10	10-12	13-14	15	16	17	18	19	20	21	22	23	24	25-29	30-34	35-39	40-44	45-49	50-54	55-59	60-64	65 and Over	Total	White	Black	American Indian / Alaskan Native	Asian	Native Hawaiian / Other Pacific Islander
Assisting or Promoting Prostitution	Male	0	0	0	0	0	0	0	0	0	0	0	0	0	0	0	0	0	0	0	0	0	0	0	0	0	0	0	
	Female	0	0	0	0	0	0	0	0	0	0	0	0	0	0	0	0	0	0	0	0	0	0	0	0	0	0	0	0
Purchasing Prostitution	Male	0	0	0	0	0	0	0	0	0	0	0	0	0	0	0	0	0	0	0	0	0	0	0	0	0	0	0	
	Female	0	0	0	0	0	0	0	0	0	0	0	0	0	0	0	0	0	0	0	0	0	0	0	0	0	0	0	0
Sex Offenses (Except Rape and Prostitution)	Male	0	0	1	0	0	0	0	0	0	0	0	0	0	0	0	1	0	0	0	0	0	0	0	2	1	0	1	0
	Female	0	0	0	0	0	0	0	0	0	0	0	0	0	0	0	0	0	0	0	0	0	0	0	0	0	0	0	0
Drug Abuse Violations - Grand Total	Male	0	0	0	0	0	0	0	0	3	0	0	0	4	3	10	4	2	1	2	0	0	0	29	16	1	16	1	0
	Female	0	0	0	0	0	0	0	1	0	0	0	0	0	2	0	2	0	0	0	0	0	0	5	0	0	0	0	0
(1) Sale/Manufacturing - Subtotal	Male	0	0	0	0	0	0	0	0	0	0	0	0	0	0	0	0	0	0	0	0	0	0	0	0	0	0	0	0
	Female	0	0	0	0	0	0	0	0	0	0	0	0	0	0	0	0	0	0	0	0	0	0	0	0	0	0	0	0
18a - Opium/Cocaine	Male	0	0	0	0	0	0	0	0	0	0	0	0	0	0	0	0	0	0	0	0	0	0	0	0	0	0	0	0
	Female	0	0	0	0	0	0	0	0	0	0	0	0	0	0	0	0	0	0	0	0	0	0	0	0	0	0	0	0
18b - Marijuana	Male	0	0	0	0	0	0	0	0	0	0	0	0	0	0	0	0	0	0	0	0	0	0	0	0	0	0	0	0
	Female	0	0	0	0	0	0	0	0	0	0	0	0	0	0	0	0	0	0	0	0	0	0	0	0	0	0	0	0
18c - Synthetic Narcotics - Manufactured Narcotics Which Can Cause True Drug Addiction (Demerol, Methadones)	Male	0	0	0	0	0	0	0	0	0	0	0	0	0	0	0	0	0	0	0	0	0	0	0	0	0	0	0	0
	Female	0	0	0	0	0	0	0	0	0	0	0	0	0	0	0	0	0	0	0	0	0	0	0	0	0	0	0	0
18d - Other - Dangerous Nonnarcotic Drugs (Barbiturates, Benzadrine)	Male	0	0	0	0	0	0	0	0	0	0	0	0	0	0	0	0	0	0	0	0	0	0	0	0	0	0	0	0
	Female	0	0	0	0	0	0	0	0	0	0	0	0	0	0	0	0	0	0	0	0	0	0	0	0	0	0	0	0
(2) Possession - Subtotal	Male	0	0	0	0	0	0	0	0	3	0	0	0	4	3	10	4	2	1	2	0	0	0	29	16	1	16	1	0
	Female	0	0	0	0	0	0	0	1	0	0	0	0	0	2	0	2	0	0	0	0	0	0	5	0	0	0	0	0
18e - Opium or Cocaine and Their Derivatives (Morphine, Heroin, Codeine)	Male	0	0	0	0	0	0	0	0	0	0	0	0	0	1	2	1	0	0	0	0	0	0	4	2	1	4	0	0
	Female	0	0	0	0	0	0	0	1	0	0	0	0	0	2	0	0	0	0	0	0	0	0	3	0	0	0	0	0
18f - Marijuana	Male	0	0	0	0	0	0	0	0	0	0	0	0	0	0	0	0	0	0	0	0	0	0	0	0	0	0	0	0
	Female	0	0	0	0	0	0	0	0	0	0	0	0	0	0	0	0	0	0	0	0	0	0	0	0	0	0	0	0
18g - Synthetic Narcotics - Manufactured Narcotics Which Can Cause True Drug Addiction (Demerol, Methadones)	Male	0	0	0	0	0	0	0	0	0	0	0	0	0	0	0	0	0	0	0	0	0	0	0	0	0	0	0	0
	Female	0	0	0	0	0	0	0	0	0	0	0	0	0	0	0	0	0	0	0	0	0	0	0	0	0	0	0	0
18h - Other - Dangerous Nonnarcotic Drugs	Male	0	0	0	0	0	0	0	0	3	0	0	0	4	2	8	3	2	1	2	0	0	0	25	14	0	12	1	0
	Female	0	0	0	0	0	0	0	0	0	0	0	0	0	0	0	2	0	0	0	0	0	0	2	0	0	0	0	0
Gambling - Total	Male	0	0	0	0	0	0	0	0	0	0	0	0	0	0	0	0	0	0	0	0	0	0	0	0	0	0	0	0
	Female	0	0	0	0	0	0	0	0	0	0	0	0	0	0	0	0	0	0	0	0	0	0	0	0	0	0	0	0



Arrestee Summary Report

Beginning Date: 01/01/2021

Ending Date: 12/31/2021

Classification of Offenses	Sex	Under 10	10-12	13-14	15	16	17	18	19	20	21	22	23	24	25-29	30-34	35-39	40-44	45-49	50-54	55-59	60-64	65 and Over	Total	White	Black	American Indian / Alaskan Native	Asian	Native Hawaiian / Other Pacific Islander
Bookmaking (Horse and Sport Book)	Male	0	0	0	0	0	0	0	0	0	0	0	0	0	0	0	0	0	0	0	0	0	0	0	0	0	0	0	
	Female	0	0	0	0	0	0	0	0	0	0	0	0	0	0	0	0	0	0	0	0	0	0	0	0	0	0	0	0
Numbers and Lottery	Male	0	0	0	0	0	0	0	0	0	0	0	0	0	0	0	0	0	0	0	0	0	0	0	0	0	0	0	
	Female	0	0	0	0	0	0	0	0	0	0	0	0	0	0	0	0	0	0	0	0	0	0	0	0	0	0	0	0
All Other Gambling	Male	0	0	0	0	0	0	0	0	0	0	0	0	0	0	0	0	0	0	0	0	0	0	0	0	0	0	0	
	Female	0	0	0	0	0	0	0	0	0	0	0	0	0	0	0	0	0	0	0	0	0	0	0	0	0	0	0	
Offenses Against The Family and Children	Male	0	0	0	0	0	0	0	0	0	0	0	0	0	0	0	0	0	0	0	0	0	0	0	0	0	1	0	
	Female	0	0	0	0	0	0	0	0	0	0	0	0	0	0	1	0	0	0	0	0	0	0	0	1	0	0	0	
Driving Under The Influence	Male	0	0	0	0	0	4	0	0	3	4	8	11	5	24	16	10	6	8	6	5	3	5	118	99	20	52	2	
	Female	0	0	0	0	0	0	2	2	1	3	2	6	4	7	11	7	4	3	3	0	0	0	55	0	0	0	0	
Liquor Laws	Male	0	0	0	0	0	0	0	0	0	0	0	0	0	0	0	0	0	0	0	0	0	0	0	0	0	1	0	
	Female	0	0	0	0	0	0	0	0	0	0	0	0	0	0	0	0	0	0	1	0	0	0	1	0	0	0	0	
Drunkenness	Male	0	0	0	0	0	0	0	0	0	0	0	0	0	0	1	0	0	0	0	0	0	0	1	1	0	0	0	
	Female	0	0	0	0	0	0	0	0	0	0	0	0	0	0	0	0	0	0	0	0	0	0	0	0	0	0	0	
Disorderly Conduct	Male	0	1	0	0	1	0	0	0	0	0	0	1	0	4	11	6	6	5	2	3	4	1	45	24	1	35	1	
	Female	0	0	0	0	0	0	0	0	0	1	0	0	0	3	3	4	3	0	0	2	0	0	16	0	0	0	0	
Vagrancy	Male	0	0	0	0	0	0	0	0	0	0	0	0	0	0	0	0	0	0	0	0	0	0	0	0	0	0	0	
	Female	0	0	0	0	0	0	0	0	0	0	0	0	0	0	0	0	0	0	0	0	0	0	0	0	0	0	0	
All Other Offenses (Except Traffic)	Male	0	0	0	0	0	0	2	1	3	6	2	1	4	32	33	42	20	31	7	15	20	11	230	99	51	163	0	
	Female	0	0	1	0	0	0	3	1	2	6	0	0	0	10	10	12	8	3	9	10	0	8	83	0	0	0	0	
Suspicion	Male	0	0	0	0	0	0	0	0	0	0	0	0	0	0	0	0	0	0	0	0	0	0	0	0	0	0	0	
	Female	0	0	0	0	0	0	0	0	0	0	0	0	0	0	0	0	0	0	0	0	0	0	0	0	0	0	0	
Curfew and Loitering Law Violations	Male	0	0	0	0	0	0																	0	0	0	0	0	
	Female	0	0	0	0	0	0																	0	0	0	0	0	
Runaway	Male	0	0	0	0	0	0																	0	0	0	0	0	
	Female	0	0	0	0	0	0																	0	0	0	0	0	
Human Trafficking/Commercial Sex Acts	Male	0	0	0	0	0	0	0	0	0	0	0	0	0	0	0	0	0	0	0	0	0	0	0	0	0	0	0	
	Female	0	0	0	0	0	0	0	0	0	0	0	0	0	0	0	0	0	0	0	0	0	0	0	0	0	0	0	
Human Trafficking/Involuntary Servitude	Male	0	0	0	0	0	0	0	0	0	0	0	0	0	0	0	0	0	0	0	0	0	0	0	0	0	0	0	
	Female	0	0	0	0	0	0	0	0	0	0	0	0	0	0	0	0	0	0	0	0	0	0	0	0	0	0	0	
SUB TOTAL	Male	0	5	7	1	3	10	13	8	14	16	20	22	34	111	128	109	62	64	33	38	32	21	751					
	Female	0	1	6	0	2	3	6	8	6	13	3	9	6	42	58	48	34	10	17	14	1	9	296					
TOTAL		0	6	13	1	5	13	19	16	20	29	23	31	40	153	186	157	96	74	50	52	33	30	1,047	426	137	474	7	



SRS Summary Report

Beginning Date: 01/01/2021

Ending Date: 12/31/2021

Return of Arson Offenses

Agency: FAIRBANKS POLICE DEPARTMENT

Property Classification	Offenses Reported	Unfounded	Actual Offenses	Offenses Cleared	Clearances Involving Under 18	Offenses-Uninhabited Structures	Est. Value of Property Damage
A. Single Occupancy Residential: Houses, Townhouses, Duplexes, etc.	1	0	1	1	0	0	265
B. Other Residential: Apartments, Tenements, Flats, Hotels, Motels, Inns, Dormitories, Boarding Houses, etc.	1	0	1	0	0	0	500,000
C. Storage: Barns, Garages, Warehouses, etc.	0	0	0	0	0	0	0
D. Industrial/Manufacturing	0	0	0	0	0	0	0
E. Other Commercial: Stores, Restaurants, Offices, etc.	0	0	0	0	0	0	0
F. Community/Public: Churches, Jails, Schools, Colleges, Hospitals, etc.	0	0	0	0	0	0	0
G. All Other Structure: Out Buildings, Monuments, Buildings Under Construction, etc.	4	0	4	1	1	0	700
TOTAL STRUCTURE	6	0	6	2	1	0	500,965
H. Motor Vehicles: Automobiles, Trucks, Buses, Motorcycles, etc.: UCR Definition	0	0	0	0	0	0	0
I. Other Mobile Property: Trailers, Recreational Vehicles, Airplanes, Boats, etc.	0	0	0	0	0	0	0
TOTAL MOBILE	0	0	0	0	0	0	0
J. TOTAL OTHER Crops, Timber, Fences, Signs, etc.	5	0	5	0	0	0	8,280
GRAND TOTAL	11	0	11	2	1	0	509,245



SRS Summary Report

Beginning Date: 01/01/2021

Ending Date: 12/31/2021

Return A

Agency: HAINES POLICE DEPARTMENT

Classification of Offenses	Offenses Reported	Unfounded	Actual Offenses	Tot. Offenses Cleared	Clearances Involving Persons Under 18 Yr. of Age
Murder/NonNegligent Homicide(Total)	0	0	0	0	0
Manslaughter by Negligence(Total)	0	0	0	0	0
Rape(Total)	2	0	2	0	0
Rape	1	0	1	0	0
Attempted Rape	1	0	1	0	0
Robbery(Total)	0	0	0	0	0
Robbery - Firearm	0	0	0	0	0
Robbery - Knife or Cutting Instrument	0	0	0	0	0
Robbery - Other Dangerous Weapon	0	0	0	0	0
Robbery - StrongArm(Hands,Fists,Feet,etc)	0	0	0	0	0
Assault(Total)	11	0	11	4	0
Assault - Firearm	1	0	1	0	0
Assault - Knife or Cutting Instrument	0	0	0	0	0
Assault - Other Dangerous Weapon	0	0	0	0	0
Assault - StrongArm(Hands,Fists,Feet,etc)	0	0	0	0	0
Assault - Other(Simple, Not Aggravated)	10	0	10	4	0
Burglary(Total)	7	0	7	1	0
Burglary - Forcible Entry	6	0	6	1	0
Burglary - Unlawful Entry(No Force)	1	0	1	0	0
Burglary - Attempted Forcible Entry	0	0	0	0	0
Larceny(Total) - Theft(Excluding Motor Vehicles)	5	0	5	1	0
Motor Vehicle Theft(Total)	3	0	3	0	0
Motor Vehicle Theft - Autos	0	0	0	0	0
Motor Vehicle Theft - Trucks and Buses	2	0	2	0	0
Motor Vehicle Theft - Other Vehicles	1	0	1	0	0
Grand Total	28	0	28	6	0



SRS Summary Report

Beginning Date: 01/01/2021

Ending Date: 12/31/2021

Supplement Return A

Agency: HAINES POLICE DEPARTMENT

Classification of Offenses	Actual Offenses	Value of Property	Type of Property	Stolen	Recovered
MURDER AND NONNEGLIGENT MANSLAUGHTER	0	0	Currency, Notes, Etc.	54	40,000
RAPE	2	0	Jewelry and Precious Metals	0	0
ROBBERY - HIGHWAY (streets, alleys, etc.)	0	0	Clothing and Furs	21	0
COMMERCIAL HOUSE (except c, d, and f)	0	0	Locally Stolen Motor Vehicles	1,002	2
GAS OR SERVICE STATION	0	0	Office Equipment	650	0
CONVENIENCE STORE	0	0	Televisions, Radios, Stereos, Etc.	0	0
RESIDENCE	0	0	Firearms	1,500	500
BANK	0	0	Household Goods	1	0
MISCELLANEOUS	0	0	Consumable Goods	395	0
TOTAL ROBBERY	0	0	Livestock	0	0
BURGLARY - BREAKING OR ENTERING - RESIDENCE (dwelling) NIGHT (6 p.m. - 6 a.m.)	2	0	Miscellaneous	1,764	132
DAY (6 a.m. - 6 p.m.)	4	3,778	TOTAL	5,387	40,634
UNKNOWN	0	0			
NON-RESIDENCE (store, office, etc.) NIGHT (6 p.m. - 6 a.m.)	0	0			
DAY (6 a.m. - 6 p.m.)	1	0			
UNKNOWN	0	0			
TOTAL BURGLARY	7	3,778			
LARCENY - THEFT (Except Motor Vehicle Theft) - \$200 AND OVER	1	375			
\$50 TO \$199	2	192			
UNDER \$50	2	40			
TOTAL LARCENY (Same as Item 6x)	5	607			
MOTOR VEHICLE THEFT (Include Alleged Joy Ride)	3	1,002			
GRAND TOTAL - ALL ITEMS		5,387			
ADDITIONAL ANALYSIS OF LARCENY AND MOTOR VEHICLE THEFT - 6x. NATURE OF LARCENIES UNDER ITEM 6 (POCKET-PICKING)	0	0			
PURSE-SNATCHING	0	0			
SHOPLIFTING	1	20			
FROM MOTOR VEHICLES (except e)	1	132			
MOTOR VEHICLE PARTS AND ACCESSORIES	0	0			

Grand Totals for 'Property Stolen by Type and Value' and 'Property Stolen by Classification' may not match due to NIBRS conversion specification set by the FBI.



SRS Summary Report

Beginning Date: 01/01/2021

Ending Date: 12/31/2021

Classification of Offenses	Actual Offenses	Value of Property
BICYCLES	0	0
FROM BUILDING (except c and h)	2	80
FROM ANY COIN-OPERATED MACHINES (parking meters, etc.)	0	0
ALL OTHER	1	375
TOTAL LARCENIES (Same as Item 6)	5	607
MOTOR VEHICLES RECOVERED (STOLEN LOCALLY AND RECOVERED LOCALLY)	0	
STOLEN LOCALLY AND RECOVERED BY OTHER JURISDICTIONS	0	
TOTAL LOCALLY STOLEN MOTOR VEHICLES RECOVERED	2	
STOLEN IN OTHER JURISDICTIONS AND RECOVERED LOCALLY	0	

Grand Totals for 'Property Stolen by Type and Value' and 'Property Stolen by Classification' may not match due to NIBRS conversion specification set by the FBI.



SRS Summary Report

Beginning Date: 01/01/2021

Ending Date: 12/31/2021

Law Enforcement Officers Killed or Assaulted

Agency: HAINES POLICE DEPARTMENT

Police Officers Killed Feloniously	Police Officers Killed Accidentally
0	0

Type of Activity	Total Assaults by Weapon	Firearm	Knife or Other Cutting Instrum.	Other Dangerous Weapon	Hands Fists Feet etc.	Two Man Vehicle	One-Man Vehicle		Detective or Special Assign		Other		Police Assaults Cleared
							Alone	Assisted	Alone	Assisted	Alone	Assisted	
Responding to disturbance call (family quarrels, person with firearm, etc.)	0	0	0	0	0	0	0	0	0	0	0	0	0
Burglaries in progress or pursuing burglary suspects	0	0	0	0	0	0	0	0	0	0	0	0	0
Robberies in progress or pursuing robbery suspects	0	0	0	0	0	0	0	0	0	0	0	0	0
Attempting other arrests	0	0	0	0	0	0	0	0	0	0	0	0	0
Civil disorder (riot, mass disobedience, etc.)	0	0	0	0	0	0	0	0	0	0	0	0	0
Handling, transporting, custody of prisoners	0	0	0	0	0	0	0	0	0	0	0	0	0
Investigating suspicious persons or circumstances	0	0	0	0	0	0	0	0	0	0	0	0	0
Ambush - no warning	0	0	0	0	0	0	0	0	0	0	0	0	0
Handling persons with mental illness	0	0	0	0	0	0	0	0	0	0	0	0	0
Traffic pursuits and stops	0	0	0	0	0	0	0	0	0	0	0	0	0
All other	0	0	0	0	0	0	0	0	0	0	0	0	0
TOTAL	0	0	0	0	0	0	0	0	0	0	0	0	0
Number with personal injury	0	0	0	0	0	0	0	0	0	0	0	0	0



SRS Summary Report

Beginning Date: 01/01/2021

Ending Date: 12/31/2021

Type of Activity	Total Assaults by Weapon	Firearm	Knife or Other Cutting Instrum.	Other Dangerous Weapon	Hands Fists Feet etc.	Two Man Vehicle	One-Man Vehicle		Detective or Special Assign		Other		Police Assaults Cleared
							Alone	Assisted	Alone	Assisted	Alone	Assisted	
Number without personal injury	0	0	0	0	0	0	0	0	0	0	0	0	0

Time of assaults	12:01 - 2:00	2:01 - 4:00	4:01 - 6:00	6:01 - 8:00	8:01 - 10:00	10:01 - 12:00
Time of Assault AM	0	0	0	0	0	0
PM	0	0	0	0	0	0



Arrestee Summary Report

Beginning Date: 01/01/2021

Ending Date: 12/31/2021

Arrests by Age/Sex/Race

Agency: HAINES POLICE DEPARTMENT

Offense: All

Classification of Offenses	Sex	Under 10	10-12	13-14	15	16	17	18	19	20	21	22	23	24	25-29	30-34	35-39	40-44	45-49	50-54	55-59	60-64	65 and Over	Total	White	Black	American Indian / Alaskan Native	Asian	Native Hawaiian / Other Pacific Islander
Murder and Nonnegligent Manslaughter	Male	0	0	0	0	0	0	0	0	0	0	0	0	0	0	0	0	0	0	0	0	0	0	0	0	0	0	0	
	Female	0	0	0	0	0	0	0	0	0	0	0	0	0	0	0	0	0	0	0	0	0	0	0	0	0	0	0	0
Manslaughter by Negligence	Male	0	0	0	0	0	0	0	0	0	0	0	0	0	0	0	0	0	0	0	0	0	0	0	0	0	0	0	0
	Female	0	0	0	0	0	0	0	0	0	0	0	0	0	0	0	0	0	0	0	0	0	0	0	0	0	0	0	0
Rape	Male	0	0	0	0	0	0	0	0	0	0	0	0	0	0	0	0	0	0	0	0	0	0	0	0	0	0	0	0
	Female	0	0	0	0	0	0	0	0	0	0	0	0	0	0	0	0	0	0	0	0	0	0	0	0	0	0	0	0
Robbery	Male	0	0	0	0	0	0	0	0	0	0	0	0	0	0	0	0	0	0	0	0	0	0	0	0	0	0	0	0
	Female	0	0	0	0	0	0	0	0	0	0	0	0	0	0	0	0	0	0	0	0	0	0	0	0	0	0	0	0
Aggravated Assault (Return A - 4a-d)	Male	0	0	0	0	0	0	0	0	0	0	0	0	0	0	0	0	0	0	0	0	0	0	0	0	0	0	0	0
	Female	0	0	0	0	0	0	0	0	0	0	0	0	0	0	0	0	0	0	0	0	0	0	0	0	0	0	0	0
Burglary - Breaking or Entering	Male	0	0	0	0	0	0	0	0	0	0	0	0	0	0	0	0	0	0	0	0	0	1	0	1	1	0	0	0
	Female	0	0	0	0	0	0	0	0	0	0	0	0	0	0	0	0	0	0	0	0	0	0	0	0	0	0	0	0
Larceny-Theft (Except Motor Vehicle Theft)	Male	0	0	0	0	0	0	0	0	0	0	0	0	0	0	0	0	0	0	0	0	0	0	0	0	0	0	0	0
	Female	0	0	0	0	0	0	0	0	0	0	0	0	0	0	0	0	0	0	0	0	0	0	0	0	0	0	0	0
Motor Vehicle Theft	Male	0	0	0	0	0	0	0	0	0	0	0	0	0	0	0	0	0	0	0	0	0	0	0	0	0	0	0	0
	Female	0	0	0	0	0	0	0	0	0	0	0	0	0	0	0	0	0	0	0	0	0	0	0	0	0	0	0	0
Other Assaults (Return A - 4e)	Male	0	0	0	0	0	0	0	0	0	0	0	0	0	2	0	0	0	0	1	0	0	0	0	3	3	0	1	0
	Female	0	0	0	0	0	0	0	0	0	0	1	0	0	0	0	0	0	0	0	0	0	0	0	1	0	0	0	0
Arson	Male	0	0	0	0	0	0	0	0	0	0	0	0	0	0	0	0	0	0	0	0	0	0	0	0	0	0	0	0
	Female	0	0	0	0	0	0	0	0	0	0	0	0	0	0	0	0	0	0	0	0	0	0	0	0	0	0	0	0
Forgery and Counterfeiting	Male	0	0	0	0	0	0	0	0	0	0	0	0	0	0	0	0	0	0	0	0	0	0	0	0	0	0	0	0
	Female	0	0	0	0	0	0	0	0	0	0	0	0	0	0	0	0	0	0	0	0	0	0	0	0	0	0	0	0
Fraud	Male	0	0	0	0	0	0	0	0	0	0	0	0	0	0	0	0	0	0	0	0	0	0	0	0	0	0	0	0
	Female	0	0	0	0	0	0	0	0	0	0	0	0	0	0	0	0	0	0	0	0	0	0	0	0	0	0	0	0
Embezzlement	Male	0	0	0	0	0	0	0	0	0	0	0	0	0	0	0	0	0	0	0	0	0	0	0	0	0	0	0	0
	Female	0	0	0	0	0	0	0	0	0	0	0	0	0	0	0	0	0	0	0	0	0	0	0	0	0	0	0	0
Stolen Property; Buying, Receiving, Possessing	Male	0	0	0	0	0	0	0	0	0	0	0	0	0	0	0	0	0	0	0	0	0	0	0	0	0	0	0	0
	Female	0	0	0	0	0	0	0	0	0	0	0	0	0	0	0	0	0	0	0	0	0	0	0	0	0	0	0	0
Vandalism	Male	0	0	0	0	0	0	0	0	0	0	0	0	0	0	0	0	0	0	0	0	0	0	0	0	0	0	0	0
	Female	0	0	0	0	0	0	0	0	0	0	0	0	0	0	0	0	0	0	0	0	0	0	0	0	0	0	0	0
Weapons; Carrying, Possessing, etc.	Male	0	0	0	0	0	0	0	0	0	0	0	0	0	0	0	0	0	0	0	0	0	0	0	0	0	0	0	0
	Female	0	0	0	0	0	0	0	0	0	0	0	0	0	0	0	0	0	0	0	0	0	0	0	0	0	0	0	0
Prostitution and Commercialized Vice	Male	0	0	0	0	0	0	0	0	0	0	0	0	0	0	0	0	0	0	0	0	0	0	0	0	0	0	0	0
	Female	0	0	0	0	0	0	0	0	0	0	0	0	0	0	0	0	0	0	0	0	0	0	0	0	0	0	0	0
Prostitution	Male	0	0	0	0	0	0	0	0	0	0	0	0	0	0	0	0	0	0	0	0	0	0	0	0	0	0	0	0
	Female	0	0	0	0	0	0	0	0	0	0	0	0	0	0	0	0	0	0	0	0	0	0	0	0	0	0	0	0



Arrestee Summary Report

Beginning Date: 01/01/2021

Ending Date: 12/31/2021

Classification of Offenses	Sex	Under 10	10-12	13-14	15	16	17	18	19	20	21	22	23	24	25-29	30-34	35-39	40-44	45-49	50-54	55-59	60-64	65 and Over	Total	White	Black	American Indian / Alaskan Native	Asian	Native Hawaiian / Other Pacific Islander
Assisting or Promoting Prostitution	Male	0	0	0	0	0	0	0	0	0	0	0	0	0	0	0	0	0	0	0	0	0	0	0	0	0	0	0	
	Female	0	0	0	0	0	0	0	0	0	0	0	0	0	0	0	0	0	0	0	0	0	0	0	0	0	0	0	0
Purchasing Prostitution	Male	0	0	0	0	0	0	0	0	0	0	0	0	0	0	0	0	0	0	0	0	0	0	0	0	0	0	0	
	Female	0	0	0	0	0	0	0	0	0	0	0	0	0	0	0	0	0	0	0	0	0	0	0	0	0	0	0	0
Sex Offenses (Except Rape and Prostitution)	Male	0	0	0	0	0	0	0	0	0	0	0	0	0	0	0	0	0	0	0	0	0	0	0	0	0	0	0	
	Female	0	0	0	0	0	0	0	0	0	0	0	0	0	0	0	0	0	0	0	0	0	0	0	0	0	0	0	0
Drug Abuse Violations - Grand Total	Male	0	0	0	0	0	0	0	0	0	0	0	0	0	0	0	0	1	0	0	0	0	0	0	1	1	0	0	0
	Female	0	0	0	0	0	0	0	0	0	0	0	0	0	0	0	0	0	0	0	0	0	0	0	0	0	0	0	0
(1) Sale/Manufacturing - Subtotal	Male	0	0	0	0	0	0	0	0	0	0	0	0	0	0	0	0	0	0	0	0	0	0	0	0	0	0	0	0
	Female	0	0	0	0	0	0	0	0	0	0	0	0	0	0	0	0	0	0	0	0	0	0	0	0	0	0	0	0
18a - Opium/Cocaine	Male	0	0	0	0	0	0	0	0	0	0	0	0	0	0	0	0	0	0	0	0	0	0	0	0	0	0	0	0
	Female	0	0	0	0	0	0	0	0	0	0	0	0	0	0	0	0	0	0	0	0	0	0	0	0	0	0	0	0
18b - Marijuana	Male	0	0	0	0	0	0	0	0	0	0	0	0	0	0	0	0	0	0	0	0	0	0	0	0	0	0	0	0
	Female	0	0	0	0	0	0	0	0	0	0	0	0	0	0	0	0	0	0	0	0	0	0	0	0	0	0	0	0
18c - Synthetic Narcotics - Manufactured Narcotics Which Can Cause True Drug Addiction (Demerol, Methadones)	Male	0	0	0	0	0	0	0	0	0	0	0	0	0	0	0	0	0	0	0	0	0	0	0	0	0	0	0	0
	Female	0	0	0	0	0	0	0	0	0	0	0	0	0	0	0	0	0	0	0	0	0	0	0	0	0	0	0	0
18d - Other - Dangerous Nonnarcotic Drugs (Barbiturates, Benzadrine)	Male	0	0	0	0	0	0	0	0	0	0	0	0	0	0	0	0	0	0	0	0	0	0	0	0	0	0	0	0
	Female	0	0	0	0	0	0	0	0	0	0	0	0	0	0	0	0	0	0	0	0	0	0	0	0	0	0	0	0
(2) Possession - Subtotal	Male	0	0	0	0	0	0	0	0	0	0	0	0	0	0	0	0	1	0	0	0	0	0	0	1	1	0	0	0
	Female	0	0	0	0	0	0	0	0	0	0	0	0	0	0	0	0	0	0	0	0	0	0	0	0	0	0	0	0
18e - Opium or Cocaine and Their Derivatives (Morphine, Heroin, Codeine)	Male	0	0	0	0	0	0	0	0	0	0	0	0	0	0	0	0	0	0	0	0	0	0	0	0	0	0	0	0
	Female	0	0	0	0	0	0	0	0	0	0	0	0	0	0	0	0	0	0	0	0	0	0	0	0	0	0	0	0
18f - Marijuana	Male	0	0	0	0	0	0	0	0	0	0	0	0	0	0	0	0	0	0	0	0	0	0	0	0	0	0	0	0
	Female	0	0	0	0	0	0	0	0	0	0	0	0	0	0	0	0	0	0	0	0	0	0	0	0	0	0	0	0
18g - Synthetic Narcotics - Manufactured Narcotics Which Can Cause True Drug Addiction (Demerol, Methadones)	Male	0	0	0	0	0	0	0	0	0	0	0	0	0	0	0	0	0	0	0	0	0	0	0	0	0	0	0	0
	Female	0	0	0	0	0	0	0	0	0	0	0	0	0	0	0	0	0	0	0	0	0	0	0	0	0	0	0	0
18h - Other - Dangerous Nonnarcotic Drugs	Male	0	0	0	0	0	0	0	0	0	0	0	0	0	0	0	0	1	0	0	0	0	0	0	1	1	0	0	0
	Female	0	0	0	0	0	0	0	0	0	0	0	0	0	0	0	0	0	0	0	0	0	0	0	0	0	0	0	0
Gambling - Total	Male	0	0	0	0	0	0	0	0	0	0	0	0	0	0	0	0	0	0	0	0	0	0	0	0	0	0	0	0
	Female	0	0	0	0	0	0	0	0	0	0	0	0	0	0	0	0	0	0	0	0	0	0	0	0	0	0	0	0



Arrestee Summary Report

Beginning Date: 01/01/2021

Ending Date: 12/31/2021

Classification of Offenses	Sex	Under 10	10-12	13-14	15	16	17	18	19	20	21	22	23	24	25-29	30-34	35-39	40-44	45-49	50-54	55-59	60-64	65 and Over	Total	White	Black	American Indian / Alaskan Native	Asian	Native Hawaiian / Other Pacific Islander
Bookmaking (Horse and Sport Book)	Male	0	0	0	0	0	0	0	0	0	0	0	0	0	0	0	0	0	0	0	0	0	0	0	0	0	0	0	
	Female	0	0	0	0	0	0	0	0	0	0	0	0	0	0	0	0	0	0	0	0	0	0	0	0	0	0	0	0
Numbers and Lottery	Male	0	0	0	0	0	0	0	0	0	0	0	0	0	0	0	0	0	0	0	0	0	0	0	0	0	0	0	
	Female	0	0	0	0	0	0	0	0	0	0	0	0	0	0	0	0	0	0	0	0	0	0	0	0	0	0	0	0
All Other Gambling	Male	0	0	0	0	0	0	0	0	0	0	0	0	0	0	0	0	0	0	0	0	0	0	0	0	0	0	0	
	Female	0	0	0	0	0	0	0	0	0	0	0	0	0	0	0	0	0	0	0	0	0	0	0	0	0	0	0	
Offenses Against The Family and Children	Male	0	0	0	0	0	0	0	0	0	0	0	0	0	0	0	0	0	0	0	0	0	0	0	0	0	0	0	
	Female	0	0	0	0	0	0	0	0	0	0	0	0	0	0	0	0	0	0	0	0	0	0	0	0	0	0	0	
Driving Under The Influence	Male	0	0	0	0	0	0	0	0	0	0	0	0	0	1	0	0	0	0	0	0	0	0	0	1	1	0	0	0
	Female	0	0	0	0	0	0	0	0	0	0	0	0	0	0	0	0	1	0	0	0	0	0	0	1	0	0	0	
Liquor Laws	Male	0	0	0	0	0	0	0	0	0	0	0	0	0	0	0	0	0	0	0	0	0	0	0	0	0	0	0	
	Female	0	0	0	0	0	0	0	0	0	0	0	0	0	0	0	0	0	0	0	0	0	0	0	0	0	0	0	
Drunkenness	Male	0	0	0	0	0	0	0	0	0	0	0	0	0	0	0	0	0	0	0	0	0	0	0	0	0	0	0	
	Female	0	0	0	0	0	0	0	0	0	0	0	0	0	0	0	0	0	0	0	0	0	0	0	0	0	0	0	
Disorderly Conduct	Male	0	0	0	0	0	0	0	0	0	0	0	0	0	0	0	0	0	0	0	0	0	0	0	0	0	0	0	
	Female	0	0	0	0	0	0	0	0	0	0	0	0	0	0	0	0	0	0	0	0	0	0	0	0	0	0	0	
Vagrancy	Male	0	0	0	0	0	0	0	0	0	0	0	0	0	0	0	0	0	0	0	0	0	0	0	0	0	0	0	
	Female	0	0	0	0	0	0	0	0	0	0	0	0	0	0	0	0	0	0	0	0	0	0	0	0	0	0	0	
All Other Offenses (Except Traffic)	Male	0	0	0	0	0	0	0	0	0	0	0	0	0	0	0	0	0	0	0	0	0	0	0	0	0	1	0	
	Female	0	0	0	0	0	0	0	0	0	1	0	0	0	0	0	0	0	0	0	0	0	0	0	1	0	0	0	
Suspicion	Male	0	0	0	0	0	0	0	0	0	0	0	0	0	0	0	0	0	0	0	0	0	0	0	0	0	0	0	
	Female	0	0	0	0	0	0	0	0	0	0	0	0	0	0	0	0	0	0	0	0	0	0	0	0	0	0	0	
Curfew and Loitering Law Violations	Male	0	0	0	0	0	0																		0	0	0	0	
	Female	0	0	0	0	0	0																		0	0	0	0	
Runaway	Male	0	0	0	0	0	0																		0	0	0	0	
	Female	0	0	0	0	0	0																		0	0	0	0	
Human Trafficking/Commercial Sex Acts	Male	0	0	0	0	0	0	0	0	0	0	0	0	0	0	0	0	0	0	0	0	0	0	0	0	0	0	0	
	Female	0	0	0	0	0	0	0	0	0	0	0	0	0	0	0	0	0	0	0	0	0	0	0	0	0	0	0	
Human Trafficking/Involuntary Servitude	Male	0	0	0	0	0	0	0	0	0	0	0	0	0	0	0	0	0	0	0	0	0	0	0	0	0	0	0	
	Female	0	0	0	0	0	0	0	0	0	0	0	0	0	0	0	0	0	0	0	0	0	0	0	0	0	0	0	
SUB TOTAL	Male	0	0	0	0	0	0	0	0	0	0	0	0	0	3	0	0	1	0	1	0	1	0	6					
	Female	0	0	0	0	0	0	0	0	0	1	1	0	0	0	0	0	1	0	0	0	0	0	3					
TOTAL		0	0	0	0	0	0	0	0	0	1	1	0	0	3	0	0	2	0	1	0	1	0	9	6	0	2	0	



SRS Summary Report

Beginning Date: 01/01/2021

Ending Date: 12/31/2021

Return A

Agency: HOMER POLICE DEPARTMENT

Classification of Offenses	Offenses Reported	Unfounded	Actual Offenses	Tot. Offenses Cleared	Clearances Involving Persons Under 18 Yr. of Age
Murder/NonNegligent Homicide(Total)	0	0	0	0	0
Manslaughter by Negligence(Total)	1	0	1	0	0
Rape(Total)	4	0	4	0	0
Rape	4	0	4	0	0
Attempted Rape	0	0	0	0	0
Robbery(Total)	1	0	1	1	0
Robbery - Firearm	0	0	0	0	0
Robbery - Knife or Cutting Instrument	0	0	0	0	0
Robbery - Other Dangerous Weapon	0	0	0	0	0
Robbery - StrongArm(Hands,Fists,Feet,etc)	1	0	1	1	0
Assault(Total)	67	0	67	52	0
Assault - Firearm	7	0	7	6	0
Assault - Knife or Cutting Instrument	7	0	7	7	0
Assault - Other Dangerous Weapon	1	0	1	1	0
Assault - StrongArm(Hands,Fists,Feet,etc)	3	0	3	2	0
Assault - Other(Simple, Not Aggravated)	49	0	49	36	0
Burglary(Total)	9	0	9	4	0
Burglary - Forcible Entry	5	0	5	0	0
Burglary - Unlawful Entry(No Force)	3	0	3	3	0
Burglary - Attempted Forcible Entry	1	0	1	1	0
Larceny(Total) - Theft(Excluding Motor Vehicles)	67	0	67	24	2
Motor Vehicle Theft(Total)	4	0	4	0	0
Motor Vehicle Theft - Autos	2	0	2	0	0
Motor Vehicle Theft - Trucks and Buses	1	0	1	0	0
Motor Vehicle Theft - Other Vehicles	1	0	1	0	0
Grand Total	153	0	153	81	2



SRS Summary Report

Beginning Date: 01/01/2021

Ending Date: 12/31/2021

Supplement Return A

Agency: HOMER POLICE DEPARTMENT

Classification of Offenses	Actual Offenses	Value of Property	Type of Property	Stolen	Recovered
MURDER AND NONNEGLIGENT MANSLAUGHTER	0	0	Currency, Notes, Etc.	5,498	1,218
RAPE	4	0	Jewelry and Precious Metals	1,500	0
ROBBERY - HIGHWAY (streets, alleys, etc.)	0	0	Clothing and Furs	2,457	1,082
COMMERCIAL HOUSE (except c, d, and f)	1	800	Locally Stolen Motor Vehicles	31,000	21,000
GAS OR SERVICE STATION	0	0	Office Equipment	600	0
CONVENIENCE STORE	0	0	Televisions, Radios, Stereos, Etc.	140	0
RESIDENCE	0	0	Firearms	1,500	0
BANK	0	0	Household Goods	484	226
MISCELLANEOUS	0	0	Consumable Goods	2,178	155
TOTAL ROBBERY	1	800	Livestock	0	0
BURGLARY - BREAKING OR ENTERING - RESIDENCE (dwelling) NIGHT (6 p.m. - 6 a.m.)	4	41	Miscellaneous	25,918	6,252
DAY (6 a.m. - 6 p.m.)	2	749	TOTAL	71,275	29,933
UNKNOWN	0	0			
NON-RESIDENCE (store, office, etc.) NIGHT (6 p.m. - 6 a.m.)	1	1,218			
DAY (6 a.m. - 6 p.m.)	2	2,015			
UNKNOWN	0	0			
TOTAL BURGLARY	9	4,023			
LARCENY - THEFT (Except Motor Vehicle Theft) - \$200 AND OVER	28	33,636			
\$50 TO \$199	16	1,480			
UNDER \$50	23	342			
TOTAL LARCENY (Same as Item 6x)	67	35,458			
MOTOR VEHICLE THEFT (Include Alleged Joy Ride)	4	31,000			
GRAND TOTAL - ALL ITEMS		71,281			
ADDITIONAL ANALYSIS OF LARCENY AND MOTOR VEHICLE THEFT - 6x. NATURE OF LARCENIES UNDER ITEM 6 (POCKET-PICKING)	1	155			
PURSE-SNATCHING	0	0			
SHOPLIFTING	18	2,372			
FROM MOTOR VEHICLES (except e)	8	3,803			
MOTOR VEHICLE PARTS AND ACCESSORIES	3	600			

Grand Totals for 'Property Stolen by Type and Value' and 'Property Stolen by Classification' may not match due to NIBRS conversion specification set by the FBI.



SRS Summary Report

Beginning Date: 01/01/2021

Ending Date: 12/31/2021

Classification of Offenses	Actual Offenses	Value of Property
BICYCLES	3	970
FROM BUILDING (except c and h)	20	5,495
FROM ANY COIN-OPERATED MACHINES (parking meters, etc.)	0	0
ALL OTHER	14	22,063
TOTAL LARCENIES (Same as Item 6)	67	35,458
MOTOR VEHICLES RECOVERED (STOLEN LOCALLY AND RECOVERED LOCALLY)	0	
STOLEN LOCALLY AND RECOVERED BY OTHER JURISDICTIONS	0	
TOTAL LOCALLY STOLEN MOTOR VEHICLES RECOVERED	2	
STOLEN IN OTHER JURISDICTIONS AND RECOVERED LOCALLY	0	

Grand Totals for 'Property Stolen by Type and Value' and 'Property Stolen by Classification' may not match due to NIBRS conversion specification set by the FBI.



SRS Summary Report

Beginning Date: 01/01/2021

Ending Date: 12/31/2021

Law Enforcement Officers Killed or Assaulted

Agency: HOMER POLICE DEPARTMENT

Police Officers Killed Feloniously	Police Officers Killed Accidentally
0	0

Type of Activity	Total Assaults by Weapon	Firearm	Knife or Other Cutting Instrum.	Other Dangerous Weapon	Hands Fists Feet etc.	Two Man Vehicle	One-Man Vehicle		Detective or Special Assign		Other		Police Assaults Cleared
							Alone	Assisted	Alone	Assisted	Alone	Assisted	
Responding to disturbance call (family quarrels, person with firearm, etc.)	1	0	0	0	1	0	0	1	0	0	0	0	1
Burglaries in progress or pursuing burglary suspects	0	0	0	0	0	0	0	0	0	0	0	0	0
Robberies in progress or pursuing robbery suspects	0	0	0	0	0	0	0	0	0	0	0	0	0
Attempting other arrests	2	0	1	0	1	0	0	2	0	0	0	0	2
Civil disorder (riot, mass disobedience, etc.)	0	0	0	0	0	0	0	0	0	0	0	0	0
Handling, transporting, custody of prisoners	0	0	0	0	0	0	0	0	0	0	0	0	0
Investigating suspicious persons or circumstances	0	0	0	0	0	0	0	0	0	0	0	0	0
Ambush - no warning	0	0	0	0	0	0	0	0	0	0	0	0	0
Handling persons with mental illness	1	0	0	0	1	0	0	1	0	0	0	0	1
Traffic pursuits and stops	0	0	0	0	0	0	0	0	0	0	0	0	0
All other	0	0	0	0	0	0	0	0	0	0	0	0	0
TOTAL	4	0	1	0	3	0	0	4	0	0	0	0	4
Number with personal injury	0	0	0	0	0	0	0	0	0	0	0	0	0



SRS Summary Report

Beginning Date: 01/01/2021

Ending Date: 12/31/2021

Type of Activity	Total Assaults by Weapon	Firearm	Knife or Other Cutting Instrum.	Other Dangerous Weapon	Hands Fists Feet etc.	Two Man Vehicle	One-Man Vehicle		Detective or Special Assign		Other		Police Assaults Cleared
							Alone	Assisted	Alone	Assisted	Alone	Assisted	
Number without personal injury	4	0	1	0	3	0	0	0	0	0	0	0	0

Time of assaults	12:01 - 2:00	2:01 - 4:00	4:01 - 6:00	6:01 - 8:00	8:01 - 10:00	10:01 - 12:00
Time of Assault AM	1	0	0	1	0	0
PM	0	1	0	0	1	0



Arrestee Summary Report

Beginning Date: 01/01/2021

Ending Date: 12/31/2021

Arrests by Age/Sex/Race

Agency: HOMER POLICE DEPARTMENT

Offense: All

Classification of Offenses	Sex	Under 10	10-12	13-14	15	16	17	18	19	20	21	22	23	24	25-29	30-34	35-39	40-44	45-49	50-54	55-59	60-64	65 and Over	Total	White	Black	American Indian / Alaskan Native	Asian	Native Hawaiian / Other Pacific Islander
Murder and Nonnegligent Manslaughter	Male	0	0	0	0	0	0	0	0	0	0	0	0	0	0	0	0	0	0	0	0	0	0	0	0	0	0	0	
	Female	0	0	0	0	0	0	0	0	0	0	0	0	0	0	0	0	0	0	0	0	0	0	0	0	0	0	0	0
Manslaughter by Negligence	Male	0	0	0	0	0	0	0	0	0	0	0	0	0	0	0	0	0	0	0	0	0	0	0	0	0	0	0	
	Female	0	0	0	0	0	0	0	0	0	0	0	0	0	0	0	0	0	0	0	0	0	0	0	0	0	0	0	
Rape	Male	0	0	0	0	0	0	0	0	0	0	0	0	0	0	0	0	0	0	0	0	0	0	0	0	0	0	0	
	Female	0	0	0	0	0	0	0	0	0	0	0	0	0	0	0	0	0	0	0	0	0	0	0	0	0	0	0	
Robbery	Male	0	0	0	0	0	0	0	0	0	0	0	0	0	0	1	0	0	0	0	0	0	0	0	1	1	0	0	0
	Female	0	0	0	0	0	0	0	0	0	0	0	0	0	0	0	0	0	0	0	0	0	0	0	0	0	0	0	
Aggravated Assault (Return A - 4a-d)	Male	0	0	0	0	0	0	0	0	0	0	0	0	0	1	1	0	2	1	2	2	0	0	9	9	0	2	0	0
	Female	0	0	0	0	0	0	0	0	0	0	0	0	0	0	0	1	0	0	0	1	0	0	2	0	0	0	0	
Burglary - Breaking or Entering	Male	0	0	0	0	0	0	0	0	0	0	0	0	0	1	0	0	2	0	1	0	0	0	4	4	0	0	0	0
	Female	0	0	0	0	0	0	0	0	0	0	0	0	0	0	0	0	0	0	0	0	0	0	0	0	0	0	0	
Larceny-Theft (Except Motor Vehicle Theft)	Male	0	0	0	0	0	0	0	1	0	3	0	0	0	5	3	0	1	0	0	0	0	0	13	21	0	5	1	0
	Female	0	0	0	2	2	0	1	0	2	0	0	0	0	3	2	1	0	1	0	0	0	0	14	0	0	0	0	0
Motor Vehicle Theft	Male	0	0	0	0	0	0	0	0	0	0	0	0	0	0	0	0	0	0	0	0	0	0	0	0	0	0	0	
	Female	0	0	0	0	0	0	0	0	0	0	0	0	0	0	0	0	0	0	0	0	0	0	0	0	0	0	0	
Other Assaults (Return A - 4e)	Male	0	0	0	0	0	0	1	0	0	0	1	0	0	1	2	4	2	0	2	0	2	0	15	17	1	4	1	1
	Female	0	0	0	0	0	0	0	0	0	1	0	0	0	1	0	3	2	1	1	1	0	0	10	0	0	0	0	0
Arson	Male	0	0	0	0	0	0	0	0	0	0	0	0	0	0	0	0	0	0	0	0	0	0	0	0	0	0	0	0
	Female	0	0	0	0	0	0	0	0	0	0	0	0	0	0	0	0	0	0	0	0	0	0	0	0	0	0	0	0
Forgery and Counterfeiting	Male	0	0	0	0	0	0	0	0	0	0	0	0	0	0	0	0	0	0	0	0	0	0	0	0	0	0	0	0
	Female	0	0	0	0	0	0	0	0	0	0	0	0	0	0	0	0	0	0	0	0	0	0	0	0	0	0	0	0
Fraud	Male	0	0	0	0	0	0	0	0	0	0	0	0	0	0	0	0	0	0	0	0	0	0	0	0	0	0	0	0
	Female	0	0	0	0	0	0	0	0	0	0	0	0	0	0	0	0	0	0	0	0	0	0	0	0	0	0	0	0
Embezzlement	Male	0	0	0	0	0	0	0	0	0	0	0	0	0	0	0	0	0	0	1	0	0	0	1	0	1	0	0	0
	Female	0	0	0	0	0	0	0	0	0	0	0	0	0	0	0	0	0	0	0	0	0	0	0	0	0	0	0	0
Stolen Property; Buying, Receiving, Possessing	Male	0	0	0	0	0	0	0	0	0	0	0	0	0	0	0	0	0	0	0	0	0	0	0	0	0	0	0	0
	Female	0	0	0	0	0	0	0	0	0	0	0	0	0	0	0	0	0	0	0	0	0	0	0	0	0	0	0	0
Vandalism	Male	0	0	0	0	0	0	0	0	0	0	0	1	0	0	0	0	1	0	0	0	0	0	2	5	0	0	0	0
	Female	0	0	0	0	0	0	0	0	1	0	0	0	0	0	0	1	0	1	0	0	0	0	3	0	0	0	0	0
Weapons; Carrying, Possessing, etc.	Male	0	0	0	0	0	0	0	0	0	0	0	0	0	0	0	1	0	0	0	0	1	0	2	1	0	1	1	0
	Female	0	0	0	0	0	0	0	0	0	0	0	0	0	0	1	0	0	0	0	0	0	0	1	0	0	0	0	0
Prostitution and Commercialized Vice	Male	0	0	0	0	0	0	0	0	0	0	0	0	0	0	0	0	0	0	0	0	0	0	0	0	0	0	0	0
	Female	0	0	0	0	0	0	0	0	0	0	0	0	0	0	0	0	0	0	0	0	0	0	0	0	0	0	0	0
Prostitution	Male	0	0	0	0	0	0	0	0	0	0	0	0	0	0	0	0	0	0	0	0	0	0	0	0	0	0	0	0
	Female	0	0	0	0	0	0	0	0	0	0	0	0	0	0	0	0	0	0	0	0	0	0	0	0	0	0	0	0



Arrestee Summary Report

Beginning Date: 01/01/2021

Ending Date: 12/31/2021

Classification of Offenses	Sex	Under 10	10-12	13-14	15	16	17	18	19	20	21	22	23	24	25-29	30-34	35-39	40-44	45-49	50-54	55-59	60-64	65 and Over	Total	White	Black	American Indian / Alaskan Native	Asian	Native Hawaiian / Other Pacific Islander
Assisting or Promoting Prostitution	Male	0	0	0	0	0	0	0	0	0	0	0	0	0	0	0	0	0	0	0	0	0	0	0	0	0	0	0	0
	Female	0	0	0	0	0	0	0	0	0	0	0	0	0	0	0	0	0	0	0	0	0	0	0	0	0	0	0	0
Purchasing Prostitution	Male	0	0	0	0	0	0	0	0	0	0	0	0	0	0	0	0	0	0	0	0	0	0	0	0	0	0	0	0
	Female	0	0	0	0	0	0	0	0	0	0	0	0	0	0	0	0	0	0	0	0	0	0	0	0	0	0	0	0
Sex Offenses (Except Rape and Prostitution)	Male	0	0	0	0	0	0	0	0	0	0	0	0	0	0	0	0	0	0	0	1	0	0	0	1	1	0	0	0
	Female	0	0	0	0	0	0	0	0	0	0	0	0	0	0	0	0	0	0	0	0	0	0	0	0	0	0	0	0
Drug Abuse Violations - Grand Total	Male	0	0	0	1	1	1	1	0	0	0	0	0	0	0	3	5	6	3	0	2	0	0	23	30	0	2	0	0
	Female	0	0	0	0	0	0	0	0	0	0	0	0	1	1	2	3	1	0	0	0	1	0	9					
(1) Sale/Manufacturing - Subtotal	Male	0	0	0	0	0	0	0	0	0	0	0	0	0	0	2	2	4	1	0	1	0	0	10	12	0	2	0	0
	Female	0	0	0	0	0	0	0	0	0	0	0	0	0	1	0	1	1	0	0	0	1	0	4					
18a - Opium/Cocaine	Male	0	0	0	0	0	0	0	0	0	0	0	0	0	0	2	0	3	1	0	1	0	0	7	9	0	2	0	0
	Female	0	0	0	0	0	0	0	0	0	0	0	0	0	1	0	1	1	0	0	0	0	1	4					
18b - Marijuana	Male	0	0	0	0	0	0	0	0	0	0	0	0	0	0	0	0	0	0	0	0	0	0	0	0	0	0	0	0
	Female	0	0	0	0	0	0	0	0	0	0	0	0	0	0	0	0	0	0	0	0	0	0	0	0	0	0	0	0
18c - Synthetic Narcotics - Manufactured Narcotics Which Can Cause True Drug Addiction (Demerol, Methadones)	Male	0	0	0	0	0	0	0	0	0	0	0	0	0	0	0	0	0	0	0	0	0	0	0	0	0	0	0	0
	Female	0	0	0	0	0	0	0	0	0	0	0	0	0	0	0	0	0	0	0	0	0	0	0	0	0	0	0	0
18d - Other - Dangerous Nonnarcotic Drugs (Barbiturates, Benzadrine)	Male	0	0	0	0	0	0	0	0	0	0	0	0	0	0	0	2	1	0	0	0	0	0	3	3	0	0	0	0
	Female	0	0	0	0	0	0	0	0	0	0	0	0	0	0	0	0	0	0	0	0	0	0	0	0	0	0	0	0
(2) Possession - Subtotal	Male	0	0	0	1	1	1	1	0	0	0	0	0	0	0	1	3	2	2	0	1	0	0	13	18	0	0	0	0
	Female	0	0	0	0	0	0	0	0	0	0	0	0	1	0	2	2	0	0	0	0	0	0	5					
18e - Opium or Cocaine and Their Derivatives (Morphine, Heroin, Codeine)	Male	0	0	0	0	0	0	0	0	0	0	0	0	0	0	1	0	0	2	0	0	0	0	3	6	0	0	0	0
	Female	0	0	0	0	0	0	0	0	0	0	0	0	0	0	2	1	0	0	0	0	0	0	3					
18f - Marijuana	Male	0	0	0	1	1	0	1	0	0	0	0	0	0	0	0	0	0	0	0	0	0	0	3	3	0	0	0	0
	Female	0	0	0	0	0	0	0	0	0	0	0	0	0	0	0	0	0	0	0	0	0	0	0	0	0	0	0	0
18g - Synthetic Narcotics - Manufactured Narcotics Which Can Cause True Drug Addiction (Demerol, Methadones)	Male	0	0	0	0	0	0	0	0	0	0	0	0	0	0	0	0	0	0	0	0	0	0	0	0	0	0	0	0
	Female	0	0	0	0	0	0	0	0	0	0	0	0	0	0	0	1	0	0	0	0	0	0	1					
18h - Other - Dangerous Nonnarcotic Drugs	Male	0	0	0	0	0	1	0	0	0	0	0	0	0	0	0	3	2	0	0	1	0	0	7	8	0	0	0	0
	Female	0	0	0	0	0	0	0	0	0	0	0	0	1	0	0	0	0	0	0	0	0	0	1					
Gambling - Total	Male	0	0	0	0	0	0	0	0	0	0	0	0	0	0	0	0	0	0	0	0	0	0	0	0	0	0	0	0
	Female	0	0	0	0	0	0	0	0	0	0	0	0	0	0	0	0	0	0	0	0	0	0	0	0	0	0	0	0



Arrestee Summary Report

Beginning Date: 01/01/2021

Ending Date: 12/31/2021

Classification of Offenses	Sex	Under 10	10-12	13-14	15	16	17	18	19	20	21	22	23	24	25-29	30-34	35-39	40-44	45-49	50-54	55-59	60-64	65 and Over	Total	White	Black	American Indian / Alaskan Native	Asian	Native Hawaiian / Other Pacific Islander	
Bookmaking (Horse and Sport Book)	Male	0	0	0	0	0	0	0	0	0	0	0	0	0	0	0	0	0	0	0	0	0	0	0	0	0	0	0		
	Female	0	0	0	0	0	0	0	0	0	0	0	0	0	0	0	0	0	0	0	0	0	0	0	0	0	0	0	0	
Numbers and Lottery	Male	0	0	0	0	0	0	0	0	0	0	0	0	0	0	0	0	0	0	0	0	0	0	0	0	0	0	0		
	Female	0	0	0	0	0	0	0	0	0	0	0	0	0	0	0	0	0	0	0	0	0	0	0	0	0	0	0	0	
All Other Gambling	Male	0	0	0	0	0	0	0	0	0	0	0	0	0	0	0	0	0	0	0	0	0	0	0	0	0	0	0		
	Female	0	0	0	0	0	0	0	0	0	0	0	0	0	0	0	0	0	0	0	0	0	0	0	0	0	0	0		
Offenses Against The Family and Children	Male	0	0	0	0	0	0	0	0	0	0	0	0	0	0	0	0	1	0	0	0	0	0	0	1	2	0	0	0	
	Female	0	0	0	0	0	0	0	0	0	0	0	0	0	0	0	0	1	0	0	0	0	0	0	1	0	0	0	0	
Driving Under The Influence	Male	0	0	0	0	0	1	0	1	1	3	0	2	1	6	3	6	4	3	4	4	4	7	2	48	63	1	9	2	1
	Female	0	0	0	0	0	0	0	0	0	0	1	0	0	4	6	4	1	4	3	4	0	1	28	0	0	0	0	0	
Liquor Laws	Male	0	0	0	0	0	0	0	0	0	0	0	0	0	0	0	0	0	0	0	0	0	0	0	0	0	0	0	0	
	Female	0	0	0	0	0	0	0	0	0	0	0	0	0	0	0	0	0	0	0	0	0	0	0	0	0	0	0	0	
Drunkenness	Male	0	0	0	0	0	0	0	0	0	0	0	0	0	0	0	0	0	0	0	0	0	0	0	0	0	0	0	0	
	Female	0	0	0	0	0	0	0	0	0	0	0	0	0	0	0	0	0	0	0	0	0	0	0	0	0	0	0	0	
Disorderly Conduct	Male	0	0	0	0	0	0	0	1	1	0	0	0	0	0	0	0	2	0	1	0	0	0	5	7	1	5	0	0	
	Female	0	0	0	0	0	0	1	1	1	0	0	0	0	1	1	3	0	0	0	0	0	0	8	0	0	0	0	0	
Vagrancy	Male	0	0	0	0	0	0	0	0	0	0	0	0	0	0	0	0	0	0	0	0	0	0	0	0	0	0	0	0	
	Female	0	0	0	0	0	0	0	0	0	0	0	0	0	0	0	0	0	0	0	0	0	0	0	0	0	0	0	0	
All Other Offenses (Except Traffic)	Male	0	0	0	0	0	0	0	0	2	1	1	0	0	2	9	3	6	1	2	9	1	1	38	36	1	18	1	0	
	Female	0	0	0	0	0	0	0	1	0	0	0	0	0	4	3	3	5	1	0	1	0	0	18	0	0	0	0	0	
Suspicion	Male	0	0	0	0	0	0	0	0	0	0	0	0	0	0	0	0	0	0	0	0	0	0	0	0	0	0	0	0	
	Female	0	0	0	0	0	0	0	0	0	0	0	0	0	0	0	0	0	0	0	0	0	0	0	0	0	0	0	0	
Curfew and Loitering Law Violations	Male	0	0	0	0	0	0	0	0	0	0	0	0	0	0	0	0	0	0	0	0	0	0	0	0	0	0	0	0	
	Female	0	0	0	0	0	0	0	0	0	0	0	0	0	0	0	0	0	0	0	0	0	0	0	0	0	0	0	0	
Runaway	Male	0	0	0	0	0	0	0	0	0	0	0	0	0	0	0	0	0	0	0	0	0	0	0	0	0	0	0	0	
	Female	0	0	0	0	0	0	0	0	0	0	0	0	0	0	0	0	0	0	0	0	0	0	0	0	0	0	0	0	
Human Trafficking/Commercial Sex Acts	Male	0	0	0	0	0	0	0	0	0	0	0	0	0	0	0	0	0	0	0	0	0	0	0	0	0	0	0	0	
	Female	0	0	0	0	0	0	0	0	0	0	0	0	0	0	0	0	0	0	0	0	0	0	0	0	0	0	0	0	
Human Trafficking/Involuntary Servitude	Male	0	0	0	0	0	0	0	0	0	0	0	0	0	0	0	0	0	0	0	0	0	0	0	0	0	0	0	0	
	Female	0	0	0	0	0	0	0	0	0	0	0	0	0	0	0	0	0	0	0	0	0	0	0	0	0	0	0	0	
SUB TOTAL	Male	0	0	0	1	1	2	2	3	4	7	2	3	1	16	22	19	27	8	14	17	11	3	163						
	Female	0	0	0	2	2	0	2	2	4	1	1	0	1	14	15	20	9	8	4	7	1	1	94						
TOTAL		0	0	0	3	3	2	4	5	8	8	3	3	2	30	37	39	36	16	18	24	12	4	257	197	5	46	6	2	



SRS Summary Report

Beginning Date: 01/01/2021

Ending Date: 12/31/2021

Return A

Agency: JUNEAU POLICE DEPARTMENT

Classification of Offenses	Offenses Reported	Unfounded	Actual Offenses	Tot. Offenses Cleared	Clearances Involving Persons Under 18 Yr. of Age
Murder/NonNegligent Homicide(Total)	0	0	0	0	0
Manslaughter by Negligence(Total)	0	0	0	0	0
Rape(Total)	33	8	25	17	1
Rape	33	8	25	17	1
Attempted Rape	0	0	0	0	0
Robbery(Total)	45	2	43	33	4
Robbery - Firearm	1	0	1	0	0
Robbery - Knife or Cutting Instrument	2	1	1	1	0
Robbery - Other Dangerous Weapon	11	0	11	10	0
Robbery - StrongArm(Hands,Fists,Feet,etc)	31	1	30	22	4
Assault(Total)	650	27	623	523	25
Assault - Firearm	10	2	8	6	0
Assault - Knife or Cutting Instrument	24	1	23	22	3
Assault - Other Dangerous Weapon	94	3	91	81	7
Assault - StrongArm(Hands,Fists,Feet,etc)	14	0	14	15	1
Assault - Other(Simple, Not Aggravated)	508	21	487	399	14
Burglary(Total)	119	4	115	80	1
Burglary - Forcible Entry	34	1	33	20	0
Burglary - Unlawful Entry(No Force)	84	3	81	60	1
Burglary - Attempted Forcible Entry	1	0	1	0	0
Larceny(Total) - Theft(Excluding Motor Vehicles)	470	12	458	163	2
Motor Vehicle Theft(Total)	39	5	34	15	0
Motor Vehicle Theft - Autos	19	4	15	9	0
Motor Vehicle Theft - Trucks and Buses	11	1	10	4	0
Motor Vehicle Theft - Other Vehicles	9	0	9	2	0
Grand Total	1356	58	1298	831	33



SRS Summary Report

Beginning Date: 01/01/2021

Ending Date: 12/31/2021

Supplement Return A

Agency: JUNEAU POLICE DEPARTMENT

Classification of Offenses	Actual Offenses	Value of Property	Type of Property	Stolen	Recovered
MURDER AND NONNEGLIGENT MANSLAUGHTER	0	0	Currency, Notes, Etc.	70,210	1,864
RAPE	25	0	Jewelry and Precious Metals	28,373	1,163
ROBBERY - HIGHWAY (streets, alleys, etc.)	5	9,670	Clothing and Furs	31,330	9,962
COMMERCIAL HOUSE (except c, d, and f)	14	3,630	Locally Stolen Motor Vehicles	207,610	178,375
GAS OR SERVICE STATION	0	0	Office Equipment	5,098	2,950
CONVENIENCE STORE	5	497	Televisions, Radios, Stereos, Etc.	7,921	650
RESIDENCE	12	1,989	Firearms	8,203	5,269
BANK	1	180	Household Goods	14,613	6,696
MISCELLANEOUS	6	2,030	Consumable Goods	13,720	5,368
TOTAL ROBBERY	43	17,996	Livestock	0	0
BURGLARY - BREAKING OR ENTERING - RESIDENCE (dwelling) NIGHT (6 p.m. - 6 a.m.)	4	250	Miscellaneous	201,373	81,768
DAY (6 a.m. - 6 p.m.)	11	33,430	TOTAL	588,451	294,065
UNKNOWN	12	88,566			
NON-RESIDENCE (store, office, etc.) NIGHT (6 p.m. - 6 a.m.)	40	15,914			
DAY (6 a.m. - 6 p.m.)	34	13,609			
UNKNOWN	14	26,891			
TOTAL BURGLARY	115	178,660			
LARCENY - THEFT (Except Motor Vehicle Theft) - \$200 AND OVER	227	203,654			
\$50 TO \$199	131	13,988			
UNDER \$50	100	1,488			
TOTAL LARCENY (Same as Item 6x)	458	219,130			
MOTOR VEHICLE THEFT (Include Alleged Joy Ride)	34	172,665			
GRAND TOTAL - ALL ITEMS		588,451			
ADDITIONAL ANALYSIS OF LARCENY AND MOTOR VEHICLE THEFT - 6x. NATURE OF LARCENIES UNDER ITEM 6 (POCKET-PICKING)	1	200			
PURSE-SNATCHING	0	0			
SHOPLIFTING	109	23,268			
FROM MOTOR VEHICLES (except e)	66	38,106			
MOTOR VEHICLE PARTS AND ACCESSORIES	23	9,944			

Grand Totals for 'Property Stolen by Type and Value' and 'Property Stolen by Classification' may not match due to NIBRS conversion specification set by the FBI.



SRS Summary Report

Beginning Date: 01/01/2021

Ending Date: 12/31/2021

Classification of Offenses	Actual Offenses	Value of Property
BICYCLES	38	22,137
FROM BUILDING (except c and h)	92	52,068
FROM ANY COIN-OPERATED MACHINES (parking meters, etc.)	0	0
ALL OTHER	129	73,407
TOTAL LARCENIES (Same as Item 6)	458	219,130
MOTOR VEHICLES RECOVERED (STOLEN LOCALLY AND RECOVERED LOCALLY)	33	
STOLEN LOCALLY AND RECOVERED BY OTHER JURISDICTIONS	0	
TOTAL LOCALLY STOLEN MOTOR VEHICLES RECOVERED	33	
STOLEN IN OTHER JURISDICTIONS AND RECOVERED LOCALLY	0	

Grand Totals for 'Property Stolen by Type and Value' and 'Property Stolen by Classification' may not match due to NIBRS conversion specification set by the FBI.



SRS Summary Report

Beginning Date: 01/01/2021

Ending Date: 12/31/2021

Law Enforcement Officers Killed or Assaulted

Agency: JUNEAU POLICE DEPARTMENT

Police Officers Killed Feloniously	Police Officers Killed Accidentally
0	0

Type of Activity	Total Assaults by Weapon	Firearm	Knife or Other Cutting Instrum.	Other Dangerous Weapon	Hands Fists Feet etc.	Two Man Vehicle	One-Man Vehicle		Detective or Special Assign		Other		Police Assaults Cleared
							Alone	Assisted	Alone	Assisted	Alone	Assisted	
Responding to disturbance call (family quarrels, person with firearm, etc.)	69	0	0	6	63	0	2	63	0	4	0	0	67
Burglaries in progress or pursuing burglary suspects	0	0	0	0	0	0	0	0	0	0	0	0	0
Robberies in progress or pursuing robbery suspects	0	0	0	0	0	0	0	0	0	0	0	0	0
Attempting other arrests	11	0	1	0	10	0	0	11	0	0	0	0	11
Civil disorder (riot, mass disobedience, etc.)	0	0	0	0	0	0	0	0	0	0	0	0	0
Handling, transporting, custody of prisoners	0	0	0	0	0	0	0	0	0	0	0	0	0
Investigating suspicious persons or circumstances	4	0	0	0	4	0	1	3	0	0	0	0	4
Ambush - no warning	0	0	0	0	0	0	0	0	0	0	0	0	0
Handling persons with mental illness	0	0	0	0	0	0	0	0	0	0	0	0	0
Traffic pursuits and stops	1	0	0	0	1	0	0	1	0	0	0	0	1
All other	0	0	0	0	0	0	0	0	0	0	0	0	0
TOTAL	85	0	1	6	78	0	3	78	0	4	0	0	83
Number with personal injury	13	0	0	0	13	0	0	0	0	0	0	0	0



SRS Summary Report

Beginning Date: 01/01/2021

Ending Date: 12/31/2021

Type of Activity	Total Assaults by Weapon	Firearm	Knife or Other Cutting Instrum.	Other Dangerous Weapon	Hands Fists Feet etc.	Two Man Vehicle	One-Man Vehicle		Detective or Special Assign		Other		Police Assaults Cleared
							Alone	Assisted	Alone	Assisted	Alone	Assisted	
Number without personal injury	72	0	1	6	65	0	0	0	0	0	0	0	0

Time of assaults	12:01 - 2:00	2:01 - 4:00	4:01 - 6:00	6:01 - 8:00	8:01 - 10:00	10:01 - 12:00
Time of Assault AM	13	6	5	3	4	3
PM	9	3	5	17	5	12



Arrestee Summary Report

Beginning Date: 01/01/2021

Ending Date: 12/31/2021

Arrests by Age/Sex/Race

Agency: JUNEAU POLICE DEPARTMENT

Offense: All

Classification of Offenses	Sex	Under 10	10-12	13-14	15	16	17	18	19	20	21	22	23	24	25-29	30-34	35-39	40-44	45-49	50-54	55-59	60-64	65 and Over	Total	White	Black	American Indian / Alaskan Native	Asian	Native Hawaiian / Other Pacific Islander
Murder and Nonnegligent Manslaughter	Male	0	0	0	0	0	0	0	0	0	0	0	0	0	0	0	0	0	0	0	0	0	0	0	0	0	0	0	0
	Female	0	0	0	0	0	0	0	0	0	0	0	0	0	0	0	0	0	0	0	0	0	0	0	0	0	0	0	0
Manslaughter by Negligence	Male	0	0	0	0	0	0	0	0	0	0	0	0	0	0	0	0	0	0	0	0	0	0	0	0	0	0	0	0
	Female	0	0	0	0	0	0	0	0	0	0	0	0	0	0	0	0	0	0	0	0	0	0	0	0	0	0	0	0
Rape	Male	0	0	0	0	1	0	0	0	0	0	0	0	0	1	0	0	0	0	0	0	0	0	0	2	1	0	1	0
	Female	0	0	0	0	0	0	0	0	0	0	0	0	0	0	0	0	0	0	0	0	0	0	0	0	0	0	0	0
Robbery	Male	0	1	0	0	2	1	0	1	0	0	0	0	0	6	4	2	1	0	0	0	1	0	19	14	1	9	0	1
	Female	0	0	2	0	0	0	0	0	0	0	0	0	0	0	0	2	1	0	1	0	0	0	6	0	0	0	0	0
Aggravated Assault (Return A - 4a-d)	Male	0	2	8	0	4	1	0	0	1	0	3	3	0	1	14	10	5	3	7	5	3	1	71	52	4	30	2	7
	Female	0	3	0	1	0	0	0	0	0	0	0	0	1	1	4	7	1	2	1	3	0	0	24	0	0	0	0	0
Burglary - Breaking or Entering	Male	0	1	0	0	0	0	0	0	0	0	0	0	1	1	9	5	5	3	0	0	0	0	25	24	2	11	0	0
	Female	0	0	0	0	0	0	0	0	0	0	0	0	0	2	3	7	0	0	0	0	0	0	12	0	0	0	0	0
Larceny-Theft (Except Motor Vehicle Theft)	Male	0	0	0	0	1	0	0	0	0	1	0	1	0	6	9	7	7	5	3	2	1	0	43	40	3	30	0	0
	Female	0	2	0	0	0	0	1	0	0	0	0	0	1	3	6	8	5	1	3	0	0	0	30	0	0	0	0	0
Motor Vehicle Theft	Male	0	0	0	0	0	0	0	2	0	0	0	0	0	2	1	1	0	0	1	0	0	0	7	7	0	3	0	0
	Female	0	0	0	0	0	0	0	0	0	0	1	0	0	0	2	0	0	0	0	0	0	0	3	0	0	0	0	0
Other Assaults (Return A - 4e)	Male	2	4	1	0	1	1	1	4	1	5	6	3	5	19	27	30	15	11	7	10	4	5	162	102	13	107	7	7
	Female	0	1	0	2	4	1	1	0	2	1	2	3	3	4	16	13	7	7	3	4	0	0	74	0	0	0	0	0
Arson	Male	0	0	0	0	0	0	0	0	0	0	0	0	0	0	0	1	0	0	0	0	0	0	1	1	0	0	0	0
	Female	0	0	0	0	0	0	0	0	0	0	0	0	0	0	0	0	0	0	0	0	0	0	0	0	0	0	0	0
Forgery and Counterfeiting	Male	0	0	0	0	0	0	0	0	0	0	0	0	0	0	0	0	0	0	0	0	0	0	0	0	0	0	0	0
	Female	0	0	0	0	0	0	0	0	0	0	0	0	0	0	0	0	0	0	0	0	0	0	0	0	0	0	0	0
Fraud	Male	0	0	0	0	0	0	0	0	0	0	0	0	0	0	0	0	1	0	1	0	0	1	3	4	0	2	1	0
	Female	0	0	0	0	0	0	0	0	0	0	0	0	0	0	2	2	0	0	0	0	0	0	4	0	0	0	0	0
Embezzlement	Male	0	0	0	0	0	0	0	0	0	0	0	0	0	0	0	0	0	0	0	0	0	0	0	0	0	0	0	0
	Female	0	0	0	0	0	0	0	0	0	0	0	0	0	0	0	0	0	0	0	0	0	0	0	0	0	0	0	0
Stolen Property; Buying, Receiving, Possessing	Male	0	0	0	0	0	0	0	0	0	0	0	0	0	0	0	0	0	0	0	0	0	0	0	0	0	0	0	0
	Female	0	0	0	0	0	0	0	0	0	0	0	0	0	0	0	0	0	0	0	0	0	0	0	0	0	0	0	0
Vandalism	Male	0	4	3	1	3	0	0	0	1	0	0	0	0	6	7	2	5	7	0	2	0	0	41	32	0	21	1	1
	Female	0	0	3	0	0	0	0	1	0	0	1	0	0	0	1	4	1	0	1	2	0	0	14	0	0	0	0	0
Weapons; Carrying, Possessing, etc.	Male	0	0	1	0	1	0	1	0	1	0	0	0	1	1	1	1	2	2	1	0	0	1	14	16	0	1	0	0
	Female	0	0	0	1	0	0	0	0	0	0	0	0	0	0	0	1	1	0	0	0	0	0	3	0	0	0	0	0
Prostitution and Commercialized Vice	Male	0	0	0	0	0	0	0	0	0	0	0	0	0	0	0	0	0	0	0	0	0	0	0	0	0	0	0	0
	Female	0	0	0	0	0	0	0	0	0	0	0	0	0	0	0	0	0	0	0	0	0	0	0	0	0	0	0	0
Prostitution	Male	0	0	0	0	0	0	0	0	0	0	0	0	0	0	0	0	0	0	0	0	0	0	0	0	0	0	0	0
	Female	0	0	0	0	0	0	0	0	0	0	0	0	0	0	0	0	0	0	0	0	0	0	0	0	0	0	0	0



Arrestee Summary Report

Beginning Date: 01/01/2021

Ending Date: 12/31/2021

Classification of Offenses	Sex	Under 10	10-12	13-14	15	16	17	18	19	20	21	22	23	24	25-29	30-34	35-39	40-44	45-49	50-54	55-59	60-64	65 and Over	Total	White	Black	American Indian / Alaskan Native	Asian	Native Hawaiian / Other Pacific Islander
Assisting or Promoting Prostitution	Male	0	0	0	0	0	0	0	0	0	0	0	0	0	0	0	0	0	0	0	0	0	0	0	0	0	0	0	
	Female	0	0	0	0	0	0	0	0	0	0	0	0	0	0	0	0	0	0	0	0	0	0	0	0	0	0	0	0
Purchasing Prostitution	Male	0	0	0	0	0	0	0	0	0	0	0	0	0	0	0	0	0	0	0	0	0	0	0	0	0	0	0	
	Female	0	0	0	0	0	0	0	0	0	0	0	0	0	0	0	0	0	0	0	0	0	0	0	0	0	0	0	0
Sex Offenses (Except Rape and Prostitution)	Male	0	0	0	0	0	0	0	0	0	0	0	0	0	0	1	1	1	0	0	2	1	0	6	3	0	4	0	
	Female	0	0	0	0	0	0	0	0	0	0	0	0	0	0	1	0	0	0	0	0	0	0	1	1	0	0	0	
Drug Abuse Violations - Grand Total	Male	0	0	0	0	0	0	0	0	0	0	0	0	1	0	1	6	3	3	2	2	1	1	20	11	1	12	0	
	Female	0	0	0	0	1	1	0	0	0	0	0	1	0	1	0	0	0	0	0	0	0	0	4	4	0	0	0	
(1) Sale/Manufacturing - Subtotal	Male	0	0	0	0	0	0	0	0	0	0	0	0	1	0	0	2	1	1	0	0	0	0	5	6	0	0	0	
	Female	0	0	0	0	0	0	0	0	0	0	0	1	0	0	0	0	0	0	0	0	0	0	1	1	0	0	0	
18a - Opium/Cocaine	Male	0	0	0	0	0	0	0	0	0	0	0	0	1	0	0	1	0	0	0	0	0	0	2	3	0	0	0	
	Female	0	0	0	0	0	0	0	0	0	0	0	1	0	0	0	0	0	0	0	0	0	0	1	1	0	0	0	
18b - Marijuana	Male	0	0	0	0	0	0	0	0	0	0	0	0	0	0	0	0	1	0	0	0	0	0	1	1	0	0	0	
	Female	0	0	0	0	0	0	0	0	0	0	0	0	0	0	0	0	0	0	0	0	0	0	0	0	0	0	0	
18c - Synthetic Narcotics - Manufactured Narcotics Which Can Cause True Drug Addiction (Demerol, Methadones)	Male	0	0	0	0	0	0	0	0	0	0	0	0	0	0	0	1	0	0	0	0	0	0	1	1	0	0	0	
	Female	0	0	0	0	0	0	0	0	0	0	0	0	0	0	0	0	0	0	0	0	0	0	0	0	0	0	0	
18d - Other - Dangerous Nonnarcotic Drugs (Barbiturates, Benzadrine)	Male	0	0	0	0	0	0	0	0	0	0	0	0	0	0	0	0	0	1	0	0	0	0	1	1	0	0	0	
	Female	0	0	0	0	0	0	0	0	0	0	0	0	0	0	0	0	0	0	0	0	0	0	0	0	0	0	0	
(2) Possession - Subtotal	Male	0	0	0	0	0	0	0	0	0	0	0	0	0	0	1	4	2	2	2	2	1	1	15	5	1	12	0	
	Female	0	0	0	0	1	1	0	0	0	0	0	0	0	1	0	0	0	0	0	0	0	0	3	3	0	0	0	
18e - Opium or Cocaine and Their Derivatives (Morphine, Heroin, Codeine)	Male	0	0	0	0	0	0	0	0	0	0	0	0	0	0	0	2	0	0	1	0	0	0	3	1	1	1	0	
	Female	0	0	0	0	0	0	0	0	0	0	0	0	0	0	0	0	0	0	0	0	0	0	0	0	0	0	0	
18f - Marijuana	Male	0	0	0	0	0	0	0	0	0	0	0	0	0	0	0	2	2	1	1	2	1	1	10	1	0	11	0	
	Female	0	0	0	0	1	1	0	0	0	0	0	0	0	0	0	0	0	0	0	0	0	0	2	2	0	0	0	
18g - Synthetic Narcotics - Manufactured Narcotics Which Can Cause True Drug Addiction (Demerol, Methadones)	Male	0	0	0	0	0	0	0	0	0	0	0	0	0	0	1	0	0	0	0	0	0	0	1	2	0	0	0	
	Female	0	0	0	0	0	0	0	0	0	0	0	0	0	1	0	0	0	0	0	0	0	0	1	1	0	0	0	
18h - Other - Dangerous Nonnarcotic Drugs	Male	0	0	0	0	0	0	0	0	0	0	0	0	0	0	0	0	0	1	0	0	0	0	1	1	0	0	0	
	Female	0	0	0	0	0	0	0	0	0	0	0	0	0	0	0	0	0	0	0	0	0	0	0	0	0	0	0	
Gambling - Total	Male	0	0	0	0	0	0	0	0	0	0	0	0	0	0	0	0	0	0	0	0	0	0	0	0	0	0	0	
	Female	0	0	0	0	0	0	0	0	0	0	0	0	0	0	0	0	0	0	0	0	0	0	0	0	0	0	0	



Arrestee Summary Report

Beginning Date: 01/01/2021

Ending Date: 12/31/2021

Classification of Offenses	Sex	Under 10	10-12	13-14	15	16	17	18	19	20	21	22	23	24	25-29	30-34	35-39	40-44	45-49	50-54	55-59	60-64	65 and Over	Total	White	Black	American Indian / Alaskan Native	Asian	Native Hawaiian / Other Pacific Islander
Bookmaking (Horse and Sport Book)	Male	0	0	0	0	0	0	0	0	0	0	0	0	0	0	0	0	0	0	0	0	0	0	0	0	0	0	0	0
	Female	0	0	0	0	0	0	0	0	0	0	0	0	0	0	0	0	0	0	0	0	0	0	0	0	0	0	0	0
Numbers and Lottery	Male	0	0	0	0	0	0	0	0	0	0	0	0	0	0	0	0	0	0	0	0	0	0	0	0	0	0	0	0
	Female	0	0	0	0	0	0	0	0	0	0	0	0	0	0	0	0	0	0	0	0	0	0	0	0	0	0	0	0
All Other Gambling	Male	0	0	0	0	0	0	0	0	0	0	0	0	0	0	0	0	0	0	0	0	0	0	0	0	0	0	0	0
	Female	0	0	0	0	0	0	0	0	0	0	0	0	0	0	0	0	0	0	0	0	0	0	0	0	0	0	0	0
Offenses Against The Family and Children	Male	0	0	0	0	0	0	0	0	0	0	0	0	0	0	1	0	0	0	0	0	0	0	0	1	1	0	0	0
	Female	0	0	0	0	0	0	0	0	0	0	0	0	0	0	0	0	0	0	0	0	0	0	0	0	0	0	0	0
Driving Under The Influence	Male	0	0	1	0	0	3	0	2	4	4	2	6	3	16	12	17	8	12	6	8	12	1	117	106	11	46	4	5
	Female	0	0	0	0	0	0	0	1	3	1	3	2	1	7	11	7	5	6	4	1	3	0	55					
Liquor Laws	Male	0	0	2	1	2	1	0	1	0	0	0	0	0	1	7	4	6	0	7	18	10	4	64	19	0	63	0	3
	Female	0	0	1	1	0	0	1	1	1	0	0	1	0	0	4	2	0	3	2	2	2	0	21					
Drunkenness	Male	0	0	0	0	0	0	0	0	0	0	0	0	0	0	0	0	0	0	0	0	0	0	0	0	0	0	0	0
	Female	0	0	0	0	0	0	0	0	0	0	0	0	0	0	0	0	0	0	0	0	0	0	0	0	0	0	0	0
Disorderly Conduct	Male	0	0	0	0	0	0	0	1	0	0	0	0	1	3	6	7	4	1	1	1	0	2	27	20	0	15	1	2
	Female	0	0	0	0	0	0	0	0	0	0	0	0	0	1	2	2	1	1	1	3	0	0	11					
Vagrancy	Male	0	0	0	0	0	0	0	0	0	0	0	0	0	0	0	0	0	0	0	0	0	0	0	0	0	0	0	0
	Female	0	0	0	0	0	0	0	0	0	0	0	0	0	0	0	0	0	0	0	0	0	0	0	0	0	0	0	0
All Other Offenses (Except Traffic)	Male	0	2	3	0	2	0	6	10	5	12	13	9	10	84	125	101	52	50	25	36	34	14	593	405	20	367	19	14
	Female	0	0	1	1	0	0	1	2	0	2	4	8	3	44	44	56	31	9	16	9	1	0	232					
Suspicion	Male	0	0	0	0	0	0	0	0	0	0	0	0	0	0	0	0	0	0	0	0	0	0	0	0	0	0	0	0
	Female	0	0	0	0	0	0	0	0	0	0	0	0	0	0	0	0	0	0	0	0	0	0	0	0	0	0	0	0
Curfew and Loitering Law Violations	Male	0	0	0	0	0	0																	0	0	0	0	0	0
	Female	0	0	0	0	0	0																	0					
Runaway	Male	0	0	0	0	0	0																	0	0	0	0	0	0
	Female	0	0	0	0	0	0																	0					
Human Trafficking/Commercial Sex Acts	Male	0	0	0	0	0	0	0	0	0	0	0	0	0	0	0	0	0	0	0	0	0	0	0	0	0	0	0	0
	Female	0	0	0	0	0	0	0	0	0	0	0	0	0	0	0	0	0	0	0	0	0	0	0	0	0	0	0	0
Human Trafficking/Involuntary Servitude	Male	0	0	0	0	0	0	0	0	0	0	0	0	0	0	0	0	0	0	0	0	0	0	0	0	0	0	0	0
	Female	0	0	0	0	0	0	0	0	0	0	0	0	0	0	0	0	0	0	0	0	0	0	0	0	0	0	0	0
SUB TOTAL	Male	2	14	19	2	17	7	8	21	13	22	24	22	22	147	225	195	115	97	61	86	67	30	1,216					
	Female	0	6	7	6	5	2	4	5	6	4	11	15	9	63	96	111	53	29	32	24	6	0	494					
TOTAL		2	20	26	8	22	9	12	26	19	26	35	37	31	210	321	306	168	126	93	110	73	30	1,710	858	55	722	35	40



SRS Summary Report

Beginning Date: 01/01/2021

Ending Date: 12/31/2021

Return of Arson Offenses

Agency: JUNEAU POLICE DEPARTMENT

Property Classification	Offenses Reported	Unfounded	Actual Offenses	Offenses Cleared	Clearances Involving Under 18	Offenses-Uninhabited Structures	Est. Value of Property Damage
A. Single Occupancy Residential: Houses, Townhouses, Duplexes, etc.	1	0	1	0	0	1	20,000
B. Other Residential: Apartments, Tenements, Flats, Hotels, Motels, Inns, Dormitories, Boarding Houses, etc.	0	0	0	0	0	0	0
C. Storage: Barns, Garages, Warehouses, etc.	0	0	0	0	0	0	0
D. Industrial/Manufacturing	0	0	0	0	0	0	0
E. Other Commercial: Stores, Restaurants, Offices, etc.	0	0	0	0	0	0	0
F. Community/Public: Churches, Jails, Schools, Colleges, Hospitals, etc.	0	0	0	0	0	0	0
G. All Other Structure: Out Buildings, Monuments, Buildings Under Construction, etc.	2	0	2	0	0	0	165,000
TOTAL STRUCTURE	3	0	3	0	0	1	185,000
H. Motor Vehicles: Automobiles, Trucks, Buses, Motorcycles, etc.: UCR Definition	11	2	9	1	0	0	67,000
I. Other Mobile Property: Trailers, Recreational Vehicles, Airplanes, Boats, etc.	1	1	0	0	0	0	1,000
TOTAL MOBILE	12	3	9	1	0	0	68,000
J. TOTAL OTHER Crops, Timber, Fences, Signs, etc.	0	0	0	0	0	0	0
GRAND TOTAL	15	3	12	1	0	1	253,000



SRS Summary Report

Beginning Date: 01/01/2021

Ending Date: 12/31/2021

Return A

Agency: KENAI POLICE DEPARTMENT

Classification of Offenses	Offenses Reported	Unfounded	Actual Offenses	Tot. Offenses Cleared	Clearances Involving Persons Under 18 Yr. of Age
Murder/NonNegligent Homicide(Total)	0	0	0	0	0
Manslaughter by Negligence(Total)	0	0	0	0	0
Rape(Total)	18	0	18	0	0
Rape	18	0	18	0	0
Attempted Rape	0	0	0	0	0
Robbery(Total)	1	0	1	1	0
Robbery - Firearm	0	0	0	0	0
Robbery - Knife or Cutting Instrument	0	0	0	0	0
Robbery - Other Dangerous Weapon	0	0	0	0	0
Robbery - StrongArm(Hands,Fists,Feet,etc)	1	0	1	1	0
Assault(Total)	99	0	99	53	1
Assault - Firearm	2	0	2	2	0
Assault - Knife or Cutting Instrument	2	0	2	2	0
Assault - Other Dangerous Weapon	7	0	7	6	0
Assault - StrongArm(Hands,Fists,Feet,etc)	5	0	5	3	0
Assault - Other(Simple, Not Aggravated)	83	0	83	40	1
Burglary(Total)	14	0	14	2	0
Burglary - Forcible Entry	6	0	6	2	0
Burglary - Unlawful Entry(No Force)	2	0	2	0	0
Burglary - Attempted Forcible Entry	6	0	6	0	0
Larceny(Total) - Theft(Excluding Motor Vehicles)	110	0	110	33	0
Motor Vehicle Theft(Total)	11	0	11	6	0
Motor Vehicle Theft - Autos	6	0	6	4	0
Motor Vehicle Theft - Trucks and Buses	3	0	3	2	0
Motor Vehicle Theft - Other Vehicles	2	0	2	0	0
Grand Total	253	0	253	95	1



SRS Summary Report

Beginning Date: 01/01/2021

Ending Date: 12/31/2021

Supplement Return A

Agency: KENAI POLICE DEPARTMENT

Classification of Offenses	Actual Offenses	Value of Property	Type of Property	Stolen	Recovered
MURDER AND NONNEGLIGENT MANSLAUGHTER	0	0	Currency, Notes, Etc.	9,308	101
RAPE	18	0	Jewelry and Precious Metals	9,321	0
ROBBERY - HIGHWAY (streets, alleys, etc.)	0	0	Clothing and Furs	696	0
COMMERCIAL HOUSE (except c, d, and f)	0	0	Locally Stolen Motor Vehicles	124,693	80,500
GAS OR SERVICE STATION	0	0	Office Equipment	1,100	500
CONVENIENCE STORE	0	0	Televisions, Radios, Stereos, Etc.	979	0
RESIDENCE	0	0	Firearms	0	0
BANK	1	0	Household Goods	205	0
MISCELLANEOUS	0	0	Consumable Goods	1,282	212
TOTAL ROBBERY	1	0	Livestock	200	200
BURGLARY - BREAKING OR ENTERING - RESIDENCE (dwelling) NIGHT (6 p.m. - 6 a.m.)	5	842	Miscellaneous	41,573	19,415
DAY (6 a.m. - 6 p.m.)	4	215	TOTAL	189,357	100,928
UNKNOWN	0	0			
NON-RESIDENCE (store, office, etc.) NIGHT (6 p.m. - 6 a.m.)	1	0			
DAY (6 a.m. - 6 p.m.)	4	6,655			
UNKNOWN	0	0			
TOTAL BURGLARY	14	7,712			
LARCENY - THEFT (Except Motor Vehicle Theft) - \$200 AND OVER	39	36,194			
\$50 TO \$199	45	3,879			
UNDER \$50	26	529			
TOTAL LARCENY (Same as Item 6x)	110	40,602			
MOTOR VEHICLE THEFT (Include Alleged Joy Ride)	11	141,043			
GRAND TOTAL - ALL ITEMS		189,357			
ADDITIONAL ANALYSIS OF LARCENY AND MOTOR VEHICLE THEFT - 6x. NATURE OF LARCENIES UNDER ITEM 6 (POCKET-PICKING)	2	1,001			
PURSE-SNATCHING	6	10,470			
SHOPLIFTING	40	4,841			
FROM MOTOR VEHICLES (except e)	14	7,805			
MOTOR VEHICLE PARTS AND ACCESSORIES	3	4,210			

Grand Totals for 'Property Stolen by Type and Value' and 'Property Stolen by Classification' may not match due to NIBRS conversion specification set by the FBI.



SRS Summary Report

Beginning Date: 01/01/2021

Ending Date: 12/31/2021

Classification of Offenses	Actual Offenses	Value of Property
BICYCLES	0	0
FROM BUILDING (except c and h)	37	9,415
FROM ANY COIN-OPERATED MACHINES (parking meters, etc.)	0	0
ALL OTHER	8	2,860
TOTAL LARCENIES (Same as Item 6)	110	40,602
MOTOR VEHICLES RECOVERED (STOLEN LOCALLY AND RECOVERED LOCALLY)	0	
STOLEN LOCALLY AND RECOVERED BY OTHER JURISDICTIONS	0	
TOTAL LOCALLY STOLEN MOTOR VEHICLES RECOVERED	6	
STOLEN IN OTHER JURISDICTIONS AND RECOVERED LOCALLY	0	

Grand Totals for 'Property Stolen by Type and Value' and 'Property Stolen by Classification' may not match due to NIBRS conversion specification set by the FBI.



SRS Summary Report

Beginning Date: 01/01/2021

Ending Date: 12/31/2021

Law Enforcement Officers Killed or Assaulted

Agency: KENAI POLICE DEPARTMENT

Police Officers Killed Feloniously	Police Officers Killed Accidentally
0	0

Type of Activity	Total Assaults by Weapon	Firearm	Knife or Other Cutting Instrum.	Other Dangerous Weapon	Hands Fists Feet etc.	Two Man Vehicle	One-Man Vehicle		Detective or Special Assign		Other		Police Assaults Cleared
							Alone	Assisted	Alone	Assisted	Alone	Assisted	
Responding to disturbance call (family quarrels, person with firearm, etc.)	0	0	0	0	0	0	0	0	0	0	0	0	0
Burglaries in progress or pursuing burglary suspects	0	0	0	0	0	0	0	0	0	0	0	0	0
Robberies in progress or pursuing robbery suspects	0	0	0	0	0	0	0	0	0	0	0	0	0
Attempting other arrests	0	0	0	0	0	0	0	0	0	0	0	0	0
Civil disorder (riot, mass disobedience, etc.)	0	0	0	0	0	0	0	0	0	0	0	0	0
Handling, transporting, custody of prisoners	0	0	0	0	0	0	0	0	0	0	0	0	0
Investigating suspicious persons or circumstances	0	0	0	0	0	0	0	0	0	0	0	0	0
Ambush - no warning	0	0	0	0	0	0	0	0	0	0	0	0	0
Handling persons with mental illness	0	0	0	0	0	0	0	0	0	0	0	0	0
Traffic pursuits and stops	0	0	0	0	0	0	0	0	0	0	0	0	0
All other	0	0	0	0	0	0	0	0	0	0	0	0	0
TOTAL	0	0	0	0	0	0	0	0	0	0	0	0	0
Number with personal injury	0	0	0	0	0	0	0	0	0	0	0	0	0



SRS Summary Report

Beginning Date: 01/01/2021

Ending Date: 12/31/2021

Type of Activity	Total Assaults by Weapon	Firearm	Knife or Other Cutting Instrum.	Other Dangerous Weapon	Hands Fists Feet etc.	Two Man Vehicle	One-Man Vehicle		Detective or Special Assign		Other		Police Assaults Cleared
							Alone	Assisted	Alone	Assisted	Alone	Assisted	
Number without personal injury	0	0	0	0	0	0	0	0	0	0	0	0	0

Time of assaults	12:01 - 2:00	2:01 - 4:00	4:01 - 6:00	6:01 - 8:00	8:01 - 10:00	10:01 - 12:00
Time of Assault AM	0	0	0	0	0	0
PM	0	0	0	0	0	0



Arrestee Summary Report

Beginning Date: 01/01/2021

Ending Date: 12/31/2021

Arrests by Age/Sex/Race

Agency: KENAI POLICE DEPARTMENT

Offense: All

Classification of Offenses	Sex	Under 10	10-12	13-14	15	16	17	18	19	20	21	22	23	24	25-29	30-34	35-39	40-44	45-49	50-54	55-59	60-64	65 and Over	Total	White	Black	American Indian / Alaskan Native	Asian	Native Hawaiian / Other Pacific Islander
Murder and Nonnegligent Manslaughter	Male	0	0	0	0	0	0	0	0	0	0	0	0	0	0	0	0	0	0	0	0	0	0	0	0	0	0	0	
	Female	0	0	0	0	0	0	0	0	0	0	0	0	0	0	0	0	0	0	0	0	0	0	0	0	0	0	0	0
Manslaughter by Negligence	Male	0	0	0	0	0	0	0	0	0	0	0	0	0	0	0	0	0	0	0	0	0	0	0	0	0	0	0	
	Female	0	0	0	0	0	0	0	0	0	0	0	0	0	0	0	0	0	0	0	0	0	0	0	0	0	0	0	
Rape	Male	0	0	0	0	0	0	0	0	0	0	0	0	0	0	0	0	0	0	0	0	0	0	0	0	0	0	0	
	Female	0	0	0	0	0	0	0	0	0	0	0	0	0	0	0	0	0	0	0	0	0	0	0	0	0	0	0	
Robbery	Male	0	0	0	0	0	0	0	0	0	0	0	0	0	1	0	0	0	0	0	0	0	0	0	1	1	0	0	0
	Female	0	0	0	0	0	0	0	0	0	0	0	0	0	0	0	0	0	0	0	0	0	0	0	0	0	0	0	
Aggravated Assault (Return A - 4a-d)	Male	0	0	0	0	0	0	0	0	0	0	2	0	0	3	1	1	0	1	1	1	1	0	1	11	8	1	3	0
	Female	0	0	0	0	0	0	0	0	0	0	0	0	0	0	0	0	1	0	0	0	0	0	1	1	0	0	0	
Burglary - Breaking or Entering	Male	0	0	0	0	0	0	0	0	0	0	0	0	0	0	0	2	0	1	0	0	0	0	3	2	0	0	1	
	Female	0	0	0	0	0	0	0	0	0	0	0	0	0	0	0	0	0	0	0	0	0	0	0	0	0	0	0	
Larceny-Theft (Except Motor Vehicle Theft)	Male	0	0	0	0	0	0	1	0	0	0	0	1	0	3	2	2	2	2	0	1	0	0	14	24	0	4	1	
	Female	0	0	0	0	0	0	0	0	1	0	0	1	1	2	4	2	1	2	1	1	0	0	16	0	0	0	0	
Motor Vehicle Theft	Male	0	0	0	0	0	0	0	0	0	0	0	0	0	0	0	0	0	0	0	1	0	0	1	2	0	2	0	
	Female	0	0	0	0	0	0	0	0	0	0	0	0	0	2	0	0	1	0	0	0	0	0	3	0	0	0	0	
Other Assaults (Return A - 4e)	Male	0	0	1	0	0	0	0	0	0	0	0	0	0	5	2	5	6	2	3	2	1	1	28	21	1	8	2	
	Female	0	0	0	0	0	0	0	0	0	0	0	0	0	2	2	0	0	2	0	0	0	0	6	0	0	0	0	
Arson	Male	0	0	0	0	0	0	0	0	0	0	0	0	0	0	0	0	0	0	0	0	0	0	0	0	0	0	0	
	Female	0	0	0	0	0	0	0	0	0	0	0	0	0	0	0	0	0	0	0	0	0	0	0	0	0	0	0	
Forgery and Counterfeiting	Male	0	0	0	0	0	0	0	0	0	0	0	0	0	1	0	0	0	0	0	0	0	0	1	2	0	0	0	
	Female	0	0	0	0	0	0	0	0	0	0	0	0	0	0	1	0	0	0	0	0	0	0	1	0	0	0	0	
Fraud	Male	0	0	0	0	0	0	0	0	0	0	0	0	0	0	0	0	0	0	0	0	0	0	0	1	0	0	0	
	Female	0	0	0	0	0	0	0	0	0	0	0	0	0	0	0	0	1	0	0	0	0	0	1	0	0	0	0	
Embezzlement	Male	0	0	0	0	0	0	0	0	0	0	0	0	0	0	0	0	0	0	0	0	0	0	0	0	0	0	0	
	Female	0	0	0	0	0	0	0	0	0	0	0	0	0	0	0	0	0	0	0	0	0	0	0	0	0	0	0	
Stolen Property; Buying, Receiving, Possessing	Male	0	0	0	0	0	0	0	0	0	0	0	0	0	0	0	0	0	0	0	0	0	0	0	0	0	0	0	
	Female	0	0	0	0	0	0	0	0	0	0	0	0	0	0	0	0	0	0	0	0	0	0	0	0	0	0	0	
Vandalism	Male	0	0	0	0	0	0	0	0	1	1	0	0	0	2	1	3	1	1	0	0	0	0	10	10	0	1	0	
	Female	0	0	0	0	0	0	0	0	0	0	0	0	1	0	1	0	1	0	0	0	0	0	3	0	0	0	0	
Weapons; Carrying, Possessing, etc.	Male	0	0	0	0	0	0	0	0	3	2	0	1	1	2	0	0	0	1	0	0	0	0	10	9	0	1	0	
	Female	0	0	0	0	0	0	0	0	0	0	0	0	0	1	0	0	0	0	0	0	0	0	1	0	0	0	0	
Prostitution and Commercialized Vice	Male	0	0	0	0	0	0	0	0	0	0	0	0	0	0	0	0	0	0	0	0	0	0	0	0	0	0	0	
	Female	0	0	0	0	0	0	0	0	0	0	0	0	0	0	0	0	0	0	0	0	0	0	0	0	0	0	0	
Prostitution	Male	0	0	0	0	0	0	0	0	0	0	0	0	0	0	0	0	0	0	0	0	0	0	0	0	0	0	0	
	Female	0	0	0	0	0	0	0	0	0	0	0	0	0	0	0	0	0	0	0	0	0	0	0	0	0	0	0	



Arrestee Summary Report

Beginning Date: 01/01/2021

Ending Date: 12/31/2021

Classification of Offenses	Sex	Under 10	10-12	13-14	15	16	17	18	19	20	21	22	23	24	25-29	30-34	35-39	40-44	45-49	50-54	55-59	60-64	65 and Over	Total	White	Black	American Indian / Alaskan Native	Asian	Native Hawaiian / Other Pacific Islander	
Assisting or Promoting Prostitution	Male	0	0	0	0	0	0	0	0	0	0	0	0	0	0	0	0	0	0	0	0	0	0	0	0	0	0	0		
	Female	0	0	0	0	0	0	0	0	0	0	0	0	0	0	0	0	0	0	0	0	0	0	0	0	0	0	0	0	
Purchasing Prostitution	Male	0	0	0	0	0	0	0	0	0	0	0	0	0	0	0	0	0	0	0	0	0	0	0	0	0	0	0		
	Female	0	0	0	0	0	0	0	0	0	0	0	0	0	0	0	0	0	0	0	0	0	0	0	0	0	0	0	0	
Sex Offenses (Except Rape and Prostitution)	Male	0	0	0	0	0	0	0	0	0	0	0	0	0	0	0	0	0	0	0	0	0	0	0	0	0	0	0		
	Female	0	0	0	0	0	0	0	0	0	0	0	0	0	0	0	0	0	0	0	0	0	0	0	0	0	0	0	0	
Drug Abuse Violations - Grand Total	Male	0	0	0	1	0	0	0	0	4	0	0	1	0	6	7	3	1	2	1	1	1	1	0	28	37	0	1	1	0
	Female	0	0	0	0	0	0	0	2	1	1	1	0	1	5	1	1	2	0	0	0	0	0	15						
(1) Sale/Manufacturing - Subtotal	Male	0	0	0	0	0	0	0	0	0	0	0	0	0	0	0	0	0	0	0	0	0	0	0	0	1	0	0	0	
	Female	0	0	0	0	0	0	0	0	0	0	0	0	0	0	1	0	0	0	0	0	0	0	1						
18a - Opium/Cocaine	Male	0	0	0	0	0	0	0	0	0	0	0	0	0	0	0	0	0	0	0	0	0	0	0	0	0	0	0	0	
	Female	0	0	0	0	0	0	0	0	0	0	0	0	0	0	0	0	0	0	0	0	0	0	0	0	0	0	0	0	0
18b - Marijuana	Male	0	0	0	0	0	0	0	0	0	0	0	0	0	0	0	0	0	0	0	0	0	0	0	0	0	0	0	0	
	Female	0	0	0	0	0	0	0	0	0	0	0	0	0	0	0	0	0	0	0	0	0	0	0	0	0	0	0	0	0
18c - Synthetic Narcotics - Manufactured Narcotics Which Can Cause True Drug Addiction (Demerol, Methadones)	Male	0	0	0	0	0	0	0	0	0	0	0	0	0	0	0	0	0	0	0	0	0	0	0	0	0	0	0	0	
	Female	0	0	0	0	0	0	0	0	0	0	0	0	0	0	0	0	0	0	0	0	0	0	0	0	0	0	0	0	0
18d - Other - Dangerous Nonnarcotic Drugs (Barbiturates, Benzadrine)	Male	0	0	0	0	0	0	0	0	0	0	0	0	0	0	0	0	0	0	0	0	0	0	0	0	1	0	0	0	
	Female	0	0	0	0	0	0	0	0	0	0	0	0	0	0	1	0	0	0	0	0	0	0	1						
(2) Possession - Subtotal	Male	0	0	0	1	0	0	0	0	4	0	0	1	0	6	7	3	1	2	1	1	1	1	0	28	36	0	1	1	0
	Female	0	0	0	0	0	0	0	2	1	1	1	0	1	5	0	1	2	0	0	0	0	0	14						
18e - Opium or Cocaine and Their Derivatives (Morphine, Heroin, Codeine)	Male	0	0	0	0	0	0	0	0	0	0	0	0	0	1	3	1	0	1	1	0	1	0	8	16	0	0	0	0	
	Female	0	0	0	0	0	0	0	1	1	0	1	0	1	2	0	1	1	0	0	0	0	0	8						
18f - Marijuana	Male	0	0	0	1	0	0	0	0	3	0	0	0	0	0	0	0	0	0	0	0	0	0	4	1	0	0	1	0	
	Female	0	0	0	0	0	0	0	1	0	0	0	0	0	0	0	0	0	0	0	0	0	0	1						
18g - Synthetic Narcotics - Manufactured Narcotics Which Can Cause True Drug Addiction (Demerol, Methadones)	Male	0	0	0	0	0	0	0	0	1	0	0	0	0	0	0	0	0	1	0	0	0	0	2	2	0	0	0	0	
	Female	0	0	0	0	0	0	0	0	0	0	0	0	0	0	0	0	0	0	0	0	0	0	0	0	0	0	0	0	0
18h - Other - Dangerous Nonnarcotic Drugs	Male	0	0	0	0	0	0	0	0	0	0	0	1	0	5	4	2	1	0	0	1	0	0	14	17	0	1	0	0	
	Female	0	0	0	0	0	0	0	0	0	1	0	0	0	3	0	0	1	0	0	0	0	0	5						
Gambling - Total	Male	0	0	0	0	0	0	0	0	0	0	0	0	0	0	0	0	0	0	0	0	0	0	0	0	0	0	0	0	
	Female	0	0	0	0	0	0	0	0	0	0	0	0	0	0	0	0	0	0	0	0	0	0	0	0	0	0	0	0	0



Arrestee Summary Report

Beginning Date: 01/01/2021

Ending Date: 12/31/2021

Classification of Offenses	Sex	Under 10	10-12	13-14	15	16	17	18	19	20	21	22	23	24	25-29	30-34	35-39	40-44	45-49	50-54	55-59	60-64	65 and Over	Total	White	Black	American Indian / Alaskan Native	Asian	Native Hawaiian / Other Pacific Islander
Bookmaking (Horse and Sport Book)	Male	0	0	0	0	0	0	0	0	0	0	0	0	0	0	0	0	0	0	0	0	0	0	0	0	0	0	0	
	Female	0	0	0	0	0	0	0	0	0	0	0	0	0	0	0	0	0	0	0	0	0	0	0	0	0	0	0	0
Numbers and Lottery	Male	0	0	0	0	0	0	0	0	0	0	0	0	0	0	0	0	0	0	0	0	0	0	0	0	0	0	0	
	Female	0	0	0	0	0	0	0	0	0	0	0	0	0	0	0	0	0	0	0	0	0	0	0	0	0	0	0	
All Other Gambling	Male	0	0	0	0	0	0	0	0	0	0	0	0	0	0	0	0	0	0	0	0	0	0	0	0	0	0	0	
	Female	0	0	0	0	0	0	0	0	0	0	0	0	0	0	0	0	0	0	0	0	0	0	0	0	0	0	0	
Offenses Against The Family and Children	Male	0	0	0	0	0	0	0	0	0	0	0	0	0	0	0	0	0	0	0	0	0	0	0	0	0	0	0	
	Female	0	0	0	0	0	0	0	0	0	0	0	0	0	0	0	0	0	0	0	0	0	0	0	0	0	0	0	
Driving Under The Influence	Male	0	0	0	0	0	0	0	0	0	3	1	1	1	2	4	6	5	5	2	1	1	2	34	39	0	10	0	
	Female	0	0	0	0	0	1	1	0	0	0	0	1	1	4	1	2	3	2	0	3	0	1	20					
Liquor Laws	Male	0	0	0	0	0	0	0	0	0	0	0	0	0	0	0	0	0	0	0	0	0	0	0	0	0	0	0	
	Female	0	0	0	0	0	0	0	0	0	0	0	0	0	0	0	0	0	0	0	0	0	0	0	0	0	0	0	
Drunkenness	Male	0	0	0	0	0	0	0	0	0	0	0	0	0	0	0	0	0	0	0	0	0	0	0	0	0	0	0	
	Female	0	0	0	0	0	0	0	0	0	0	0	0	0	0	0	0	0	0	0	0	0	0	0	0	0	0	0	
Disorderly Conduct	Male	0	0	0	0	0	0	1	0	0	0	0	1	0	2	1	2	2	0	1	1	0	0	11	11	1	5	0	
	Female	0	0	0	0	0	0	0	0	0	0	0	0	0	1	3	3	1	0	0	0	0	0	8					
Vagrancy	Male	0	0	0	0	0	0	0	0	0	0	0	0	0	0	0	0	0	0	0	0	0	0	0	0	0	0	0	
	Female	0	0	0	0	0	0	0	0	0	0	0	0	0	0	0	0	0	0	0	0	0	0	0	0	0	0	0	
All Other Offenses (Except Traffic)	Male	0	0	0	0	1	0	0	1	0	7	3	3	5	17	18	19	20	16	11	6	3	2	132	140	0	24	3	
	Female	0	0	0	0	0	0	0	1	2	3	0	1	1	12	6	7	4	2	2	1	1	0	43					
Suspicion	Male	0	0	0	0	0	0	0	0	0	0	0	0	0	0	0	0	0	0	0	0	0	0	0	0	0	0	0	
	Female	0	0	0	0	0	0	0	0	0	0	0	0	0	0	0	0	0	0	0	0	0	0	0	0	0	0	0	
Curfew and Loitering Law Violations	Male	0	0	0	0	0	0																	0	0	0	0	0	
	Female	0	0	0	0	0	0																	0					
Runaway	Male	0	0	0	0	0	0																	0	0	0	0	0	
	Female	0	0	0	0	0	0																	0					
Human Trafficking/Commercial Sex Acts	Male	0	0	0	0	0	0	0	0	0	0	0	0	0	0	0	0	0	0	0	0	0	0	0	0	0	0	0	
	Female	0	0	0	0	0	0	0	0	0	0	0	0	0	0	0	0	0	0	0	0	0	0	0	0	0	0	0	
Human Trafficking/Involuntary Servitude	Male	0	0	0	0	0	0	0	0	0	0	0	0	0	0	0	0	0	0	0	0	0	0	0	0	0	0	0	
	Female	0	0	0	0	0	0	0	0	0	0	0	0	0	0	0	0	0	0	0	0	0	0	0	0	0	0	0	
SUB TOTAL	Male	0	0	1	1	1	0	2	1	8	13	6	8	7	44	36	43	37	31	19	14	6	6	284					
	Female	0	0	0	0	0	1	1	3	4	4	1	3	5	29	19	15	15	8	3	5	1	1	118					
TOTAL		0	0	1	1	1	1	3	4	12	17	7	11	12	73	55	58	52	39	22	19	7	7	402	307	3	59	8	



SRS Summary Report

Beginning Date: 01/01/2021

Ending Date: 12/31/2021

Return A

Agency: KETCHIKAN POLICE DEPARTMENT

Classification of Offenses	Offenses Reported	Unfounded	Actual Offenses	Tot. Offenses Cleared	Clearances Involving Persons Under 18 Yr. of Age
Murder/NonNegligent Homicide(Total)	0	0	0	0	0
Manslaughter by Negligence(Total)	0	0	0	0	0
Rape(Total)	12	0	12	2	1
Rape	12	0	12	2	1
Attempted Rape	0	0	0	0	0
Robbery(Total)	0	0	0	0	0
Robbery - Firearm	0	0	0	0	0
Robbery - Knife or Cutting Instrument	0	0	0	0	0
Robbery - Other Dangerous Weapon	0	0	0	0	0
Robbery - StrongArm(Hands,Fists,Feet,etc)	0	0	0	0	0
Assault(Total)	90	0	90	55	7
Assault - Firearm	5	0	5	5	0
Assault - Knife or Cutting Instrument	4	0	4	4	0
Assault - Other Dangerous Weapon	5	0	5	2	0
Assault - StrongArm(Hands,Fists,Feet,etc)	3	0	3	2	0
Assault - Other(Simple, Not Aggravated)	73	0	73	42	7
Burglary(Total)	4	0	4	1	0
Burglary - Forcible Entry	0	0	0	0	0
Burglary - Unlawful Entry(No Force)	4	0	4	1	0
Burglary - Attempted Forcible Entry	0	0	0	0	0
Larceny(Total) - Theft(Excluding Motor Vehicles)	115	0	115	12	1
Motor Vehicle Theft(Total)	0	0	0	0	0
Motor Vehicle Theft - Autos	0	0	0	0	0
Motor Vehicle Theft - Trucks and Buses	0	0	0	0	0
Motor Vehicle Theft - Other Vehicles	0	0	0	0	0
Grand Total	221	0	221	70	9



SRS Summary Report

Beginning Date: 01/01/2021

Ending Date: 12/31/2021

Supplement Return A

Agency: KETCHIKAN POLICE DEPARTMENT

Classification of Offenses	Actual Offenses	Value of Property	Type of Property	Stolen	Recovered
MURDER AND NONNEGLIGENT MANSLAUGHTER	0	0	Currency, Notes, Etc.	8,559	0
RAPE	12	0	Jewelry and Precious Metals	11,760	0
ROBBERY - HIGHWAY (streets, alleys, etc.)	0	0	Clothing and Furs	5,009	605
COMMERCIAL HOUSE (except c, d, and f)	0	0	Locally Stolen Motor Vehicles	5,000	5,000
GAS OR SERVICE STATION	0	0	Office Equipment	1,736	403
CONVENIENCE STORE	0	0	Televisions, Radios, Stereos, Etc.	100	0
RESIDENCE	0	0	Firearms	4,000	0
BANK	0	0	Household Goods	590	0
MISCELLANEOUS	0	0	Consumable Goods	1,151	622
TOTAL ROBBERY	0	0	Livestock	0	0
BURGLARY - BREAKING OR ENTERING - RESIDENCE (dwelling) NIGHT (6 p.m. - 6 a.m.)	2	601	Miscellaneous	39,773	4,074
DAY (6 a.m. - 6 p.m.)	2	10,000	TOTAL	77,678	10,704
UNKNOWN	0	0			
NON-RESIDENCE (store, office, etc.) NIGHT (6 p.m. - 6 a.m.)	0	0			
DAY (6 a.m. - 6 p.m.)	0	0			
UNKNOWN	0	0			
TOTAL BURGLARY	4	10,601			
LARCENY - THEFT (Except Motor Vehicle Theft) - \$200 AND OVER	60	63,829			
\$50 TO \$199	26	2,649			
UNDER \$50	29	599			
TOTAL LARCENY (Same as Item 6x)	115	67,077			
MOTOR VEHICLE THEFT (Include Alleged Joy Ride)	0	0			
GRAND TOTAL - ALL ITEMS		77,678			
ADDITIONAL ANALYSIS OF LARCENY AND MOTOR VEHICLE THEFT - 6x. NATURE OF LARCENIES UNDER ITEM 6 (POCKET-PICKING)	0	0			
PURSE-SNATCHING	1	50			
SHOPLIFTING	21	2,263			
FROM MOTOR VEHICLES (except e)	17	6,636			
MOTOR VEHICLE PARTS AND ACCESSORIES	3	4,350			

Grand Totals for 'Property Stolen by Type and Value' and 'Property Stolen by Classification' may not match due to NIBRS conversion specification set by the FBI.



SRS Summary Report

Beginning Date: 01/01/2021

Ending Date: 12/31/2021

Classification of Offenses	Actual Offenses	Value of Property
BICYCLES	5	3,700
FROM BUILDING (except c and h)	23	15,128
FROM ANY COIN-OPERATED MACHINES (parking meters, etc.)	0	0
ALL OTHER	45	34,950
TOTAL LARCENIES (Same as Item 6)	115	67,077
MOTOR VEHICLES RECOVERED (STOLEN LOCALLY AND RECOVERED LOCALLY)	0	
STOLEN LOCALLY AND RECOVERED BY OTHER JURISDICTIONS	0	
TOTAL LOCALLY STOLEN MOTOR VEHICLES RECOVERED	0	
STOLEN IN OTHER JURISDICTIONS AND RECOVERED LOCALLY	0	

Grand Totals for 'Property Stolen by Type and Value' and 'Property Stolen by Classification' may not match due to NIBRS conversion specification set by the FBI.



SRS Summary Report

Beginning Date: 01/01/2021

Ending Date: 12/31/2021

Law Enforcement Officers Killed or Assaulted

Agency: KETCHIKAN POLICE DEPARTMENT

Police Officers Killed Feloniously	Police Officers Killed Accidentally
0	0

Type of Activity	Total Assaults by Weapon	Firearm	Knife or Other Cutting Instrum.	Other Dangerous Weapon	Hands Fists Feet etc.	Two Man Vehicle	One-Man Vehicle		Detective or Special Assign		Other		Police Assaults Cleared
							Alone	Assisted	Alone	Assisted	Alone	Assisted	
Responding to disturbance call (family quarrels, person with firearm, etc.)	0	0	0	0	0	0	0	0	0	0	0	0	0
Burglaries in progress or pursuing burglary suspects	0	0	0	0	0	0	0	0	0	0	0	0	0
Robberies in progress or pursuing robbery suspects	0	0	0	0	0	0	0	0	0	0	0	0	0
Attempting other arrests	0	0	0	0	0	0	0	0	0	0	0	0	0
Civil disorder (riot, mass disobedience, etc.)	0	0	0	0	0	0	0	0	0	0	0	0	0
Handling, transporting, custody of prisoners	0	0	0	0	0	0	0	0	0	0	0	0	0
Investigating suspicious persons or circumstances	0	0	0	0	0	0	0	0	0	0	0	0	0
Ambush - no warning	0	0	0	0	0	0	0	0	0	0	0	0	0
Handling persons with mental illness	0	0	0	0	0	0	0	0	0	0	0	0	0
Traffic pursuits and stops	0	0	0	0	0	0	0	0	0	0	0	0	0
All other	0	0	0	0	0	0	0	0	0	0	0	0	0
TOTAL	0	0	0	0	0	0	0	0	0	0	0	0	0
Number with personal injury	0	0	0	0	0	0	0	0	0	0	0	0	0



SRS Summary Report

Beginning Date: 01/01/2021

Ending Date: 12/31/2021

Type of Activity	Total Assaults by Weapon	Firearm	Knife or Other Cutting Instrum.	Other Dangerous Weapon	Hands Fists Feet etc.	Two Man Vehicle	One-Man Vehicle		Detective or Special Assign		Other		Police Assaults Cleared
							Alone	Assisted	Alone	Assisted	Alone	Assisted	
Number without personal injury	0	0	0	0	0	0	0	0	0	0	0	0	0

Time of assaults	12:01 - 2:00	2:01 - 4:00	4:01 - 6:00	6:01 - 8:00	8:01 - 10:00	10:01 - 12:00
Time of Assault AM	0	0	0	0	0	0
PM	0	0	0	0	0	0



Arrestee Summary Report

Beginning Date: 01/01/2021

Ending Date: 12/31/2021

Arrests by Age/Sex/Race

Agency: KETCHIKAN POLICE DEPARTMENT

Offense: All

Classification of Offenses	Sex	Under 10	10-12	13-14	15	16	17	18	19	20	21	22	23	24	25-29	30-34	35-39	40-44	45-49	50-54	55-59	60-64	65 and Over	Total	White	Black	American Indian / Alaskan Native	Asian	Native Hawaiian / Other Pacific Islander
Murder and Nonnegligent Manslaughter	Male	0	0	0	0	0	0	0	0	0	0	0	0	0	0	0	0	0	0	0	0	0	0	0	0	0	0	0	
	Female	0	0	0	0	0	0	0	0	0	0	0	0	0	0	0	0	0	0	0	0	0	0	0	0	0	0	0	0
Manslaughter by Negligence	Male	0	0	0	0	0	0	0	0	0	0	0	0	0	0	0	0	0	0	0	0	0	0	0	0	0	0	0	
	Female	0	0	0	0	0	0	0	0	0	0	0	0	0	0	0	0	0	0	0	0	0	0	0	0	0	0	0	
Rape	Male	0	0	0	0	0	0	0	0	0	0	0	0	0	0	0	0	0	0	0	1	0	0	0	1	0	0	1	
	Female	0	0	0	0	0	0	0	0	0	0	0	0	0	0	0	0	0	0	0	0	0	0	0	0	0	0	0	
Robbery	Male	0	0	0	0	0	0	0	0	0	0	0	0	0	0	0	0	0	0	0	0	0	0	0	0	0	0	0	
	Female	0	0	0	0	0	0	0	0	0	0	0	0	0	0	0	0	0	0	0	0	0	0	0	0	0	0	0	
Aggravated Assault (Return A - 4a-d)	Male	0	0	0	0	0	0	0	0	0	0	0	0	0	4	1	1	0	1	1	0	0	0	8	6	0	3	0	
	Female	0	0	0	0	0	0	0	0	0	0	0	0	0	2	0	0	0	0	0	0	0	0	2	0	0	0	0	
Burglary - Breaking or Entering	Male	0	0	0	0	0	0	0	0	0	0	0	0	0	0	1	0	0	0	0	0	0	0	1	1	0	0	0	
	Female	0	0	0	0	0	0	0	0	0	0	0	0	0	0	0	0	0	0	0	0	0	0	0	0	0	0	0	
Larceny-Theft (Except Motor Vehicle Theft)	Male	0	0	0	0	0	0	0	0	0	0	0	0	0	1	0	2	2	0	2	0	0	0	7	6	0	4	0	
	Female	0	1	1	0	0	0	2	0	0	0	0	0	0	0	0	1	0	0	0	0	0	0	5	0	0	0	0	
Motor Vehicle Theft	Male	0	0	0	0	0	0	0	0	0	0	0	0	0	0	0	0	0	0	0	0	0	0	0	0	0	0	0	
	Female	0	0	0	0	0	0	0	0	0	0	0	0	0	0	0	0	0	0	0	0	0	0	0	0	0	0	0	
Other Assaults (Return A - 4e)	Male	0	1	0	0	0	1	0	0	0	1	0	1	1	3	3	2	2	2	4	1	0	0	22	8	1	21	0	
	Female	0	0	1	1	0	1	0	0	0	0	0	0	0	4	1	7	0	0	1	0	0	0	16	0	0	0	0	
Arson	Male	0	0	0	0	0	0	0	0	0	0	0	0	0	0	0	0	0	0	0	0	0	0	0	0	0	0	0	
	Female	0	0	0	0	0	0	0	0	0	0	0	0	0	0	0	0	0	0	0	0	0	0	0	0	0	0	0	
Forgery and Counterfeiting	Male	0	0	0	0	0	0	0	0	0	0	0	0	0	0	0	0	0	0	0	0	0	0	0	0	0	0	0	
	Female	0	0	0	0	0	0	0	0	0	0	0	0	0	0	0	0	0	0	0	0	0	0	0	0	0	0	0	
Fraud	Male	0	0	0	0	0	0	0	0	0	0	0	0	0	0	0	0	0	0	0	0	0	0	0	0	0	1	0	
	Female	0	0	0	0	0	0	0	1	0	0	0	0	0	0	0	0	0	0	0	0	0	0	1	0	0	0	0	
Embezzlement	Male	0	0	0	0	0	0	0	0	0	0	0	0	0	0	0	0	0	0	0	0	0	0	0	0	0	0	0	
	Female	0	0	0	0	0	0	0	0	0	0	0	0	0	0	0	0	0	0	0	0	0	0	0	0	0	0	0	
Stolen Property; Buying, Receiving, Possessing	Male	0	0	0	0	0	0	0	0	0	0	0	0	0	0	0	0	0	0	0	0	0	0	0	0	0	0	0	
	Female	0	0	0	0	0	0	0	0	0	0	0	0	0	0	0	0	0	0	0	0	0	0	0	0	0	0	0	
Vandalism	Male	0	0	2	0	0	0	0	0	0	0	0	0	0	1	2	0	2	0	0	0	0	1	8	3	1	1	0	
	Female	0	0	0	0	0	0	0	0	0	0	0	0	0	0	0	0	0	0	0	0	0	0	0	0	0	0	0	
Weapons; Carrying, Possessing, etc.	Male	0	0	0	0	0	1	0	0	0	0	0	0	0	1	0	0	0	0	0	0	0	0	2	2	0	0	0	
	Female	0	0	0	0	0	0	0	0	0	0	0	0	0	0	0	1	0	0	0	0	0	0	1	0	0	0	0	
Prostitution and Commercialized Vice	Male	0	0	0	0	0	0	0	0	0	0	0	0	0	0	0	0	0	0	0	0	0	0	0	0	0	0	0	
	Female	0	0	0	0	0	0	0	0	0	0	0	0	0	0	0	0	0	0	0	0	0	0	0	0	0	0	0	
Prostitution	Male	0	0	0	0	0	0	0	0	0	0	0	0	0	0	0	0	0	0	0	0	0	0	0	0	0	0	0	
	Female	0	0	0	0	0	0	0	0	0	0	0	0	0	0	0	0	0	0	0	0	0	0	0	0	0	0	0	



Arrestee Summary Report

Beginning Date: 01/01/2021

Ending Date: 12/31/2021

Classification of Offenses	Sex	Under 10	10-12	13-14	15	16	17	18	19	20	21	22	23	24	25-29	30-34	35-39	40-44	45-49	50-54	55-59	60-64	65 and Over	Total	White	Black	American Indian / Alaskan Native	Asian	Native Hawaiian / Other Pacific Islander
Assisting or Promoting Prostitution	Male	0	0	0	0	0	0	0	0	0	0	0	0	0	0	0	0	0	0	0	0	0	0	0	0	0	0	0	
	Female	0	0	0	0	0	0	0	0	0	0	0	0	0	0	0	0	0	0	0	0	0	0	0	0	0	0	0	0
Purchasing Prostitution	Male	0	0	0	0	0	0	0	0	0	0	0	0	0	0	0	0	0	0	0	0	0	0	0	0	0	0	0	
	Female	0	0	0	0	0	0	0	0	0	0	0	0	0	0	0	0	0	0	0	0	0	0	0	0	0	0	0	
Sex Offenses (Except Rape and Prostitution)	Male	0	1	0	0	0	0	0	1	0	0	0	0	0	0	0	0	0	0	0	0	0	0	2	2	0	0	0	
	Female	0	0	0	0	0	0	0	0	0	0	0	0	0	0	0	0	0	0	0	0	0	0	0	0	0	0	0	
Drug Abuse Violations - Grand Total	Male	0	0	1	0	0	0	0	0	0	0	0	0	2	3	1	2	2	0	1	0	0	0	12	13	0	5	0	
	Female	0	0	1	0	0	0	0	0	0	0	0	0	0	1	3	0	0	1	1	0	0	0	7	0	0	0	0	
(1) Sale/Manufacturing - Subtotal	Male	0	0	0	0	0	0	0	0	0	0	0	0	1	2	0	2	1	0	0	0	0	0	6	8	0	2	0	
	Female	0	0	1	0	0	0	0	0	0	0	0	0	0	1	1	0	0	1	1	0	0	0	5	0	0	0	0	
18a - Opium/Cocaine	Male	0	0	0	0	0	0	0	0	0	0	0	0	0	1	0	0	0	0	0	0	0	0	1	2	0	0	0	
	Female	0	0	1	0	0	0	0	0	0	0	0	0	0	0	1	0	0	0	0	0	0	0	2	0	0	0	0	
18b - Marijuana	Male	0	0	0	0	0	0	0	0	0	0	0	0	0	0	0	0	0	0	0	0	0	0	0	0	0	0	0	
	Female	0	0	0	0	0	0	0	0	0	0	0	0	0	0	0	0	0	0	0	0	0	0	0	0	0	0	0	
18c - Synthetic Narcotics - Manufactured Narcotics Which Can Cause True Drug Addiction (Demerol, Methadones)	Male	0	0	0	0	0	0	0	0	0	0	0	0	1	0	0	1	0	0	0	0	0	0	2	3	0	1	0	
	Female	0	0	0	0	0	0	0	0	0	0	0	0	0	1	0	0	0	0	1	0	0	0	2	0	0	0	0	
18d - Other - Dangerous Nonnarcotic Drugs (Barbiturates, Benzadrine)	Male	0	0	0	0	0	0	0	0	0	0	0	0	0	1	0	1	1	0	0	0	0	0	3	3	0	1	0	
	Female	0	0	0	0	0	0	0	0	0	0	0	0	0	0	0	0	0	1	0	0	0	0	1	0	0	0	0	
(2) Possession - Subtotal	Male	0	0	1	0	0	0	0	0	0	0	0	0	1	1	1	0	1	0	1	0	0	0	6	5	0	3	0	
	Female	0	0	0	0	0	0	0	0	0	0	0	0	0	0	2	0	0	0	0	0	0	0	2	0	0	0	0	
18e - Opium or Cocaine and Their Derivatives (Morphine, Heroin, Codeine)	Male	0	0	0	0	0	0	0	0	0	0	0	0	0	1	0	0	0	0	0	0	0	0	1	1	0	0	0	
	Female	0	0	0	0	0	0	0	0	0	0	0	0	0	0	0	0	0	0	0	0	0	0	0	0	0	0	0	
18f - Marijuana	Male	0	0	1	0	0	0	0	0	0	0	0	0	0	0	0	0	0	0	0	0	0	0	1	1	0	0	0	
	Female	0	0	0	0	0	0	0	0	0	0	0	0	0	0	0	0	0	0	0	0	0	0	0	0	0	0	0	
18g - Synthetic Narcotics - Manufactured Narcotics Which Can Cause True Drug Addiction (Demerol, Methadones)	Male	0	0	0	0	0	0	0	0	0	0	0	0	1	0	0	0	0	0	0	0	0	0	1	0	0	1	0	
	Female	0	0	0	0	0	0	0	0	0	0	0	0	0	0	0	0	0	0	0	0	0	0	0	0	0	0	0	
18h - Other - Dangerous Nonnarcotic Drugs	Male	0	0	0	0	0	0	0	0	0	0	0	0	0	0	1	0	1	0	1	0	0	0	3	3	0	2	0	
	Female	0	0	0	0	0	0	0	0	0	0	0	0	0	0	2	0	0	0	0	0	0	0	2	0	0	0	0	
Gambling - Total	Male	0	0	0	0	0	0	0	0	0	0	0	0	0	0	0	0	0	0	0	0	0	0	0	0	0	0	0	
	Female	0	0	0	0	0	0	0	0	0	0	0	0	0	0	0	0	0	0	0	0	0	0	0	0	0	0	0	



Arrestee Summary Report

Beginning Date: 01/01/2021

Ending Date: 12/31/2021

Classification of Offenses	Sex	Under 10	10-12	13-14	15	16	17	18	19	20	21	22	23	24	25-29	30-34	35-39	40-44	45-49	50-54	55-59	60-64	65 and Over	Total	White	Black	American Indian / Alaskan Native	Asian	Native Hawaiian / Other Pacific Islander
Bookmaking (Horse and Sport Book)	Male	0	0	0	0	0	0	0	0	0	0	0	0	0	0	0	0	0	0	0	0	0	0	0	0	0	0	0	
	Female	0	0	0	0	0	0	0	0	0	0	0	0	0	0	0	0	0	0	0	0	0	0	0	0	0	0	0	0
Numbers and Lottery	Male	0	0	0	0	0	0	0	0	0	0	0	0	0	0	0	0	0	0	0	0	0	0	0	0	0	0	0	
	Female	0	0	0	0	0	0	0	0	0	0	0	0	0	0	0	0	0	0	0	0	0	0	0	0	0	0	0	0
All Other Gambling	Male	0	0	0	0	0	0	0	0	0	0	0	0	0	0	0	0	0	0	0	0	0	0	0	0	0	0	0	
	Female	0	0	0	0	0	0	0	0	0	0	0	0	0	0	0	0	0	0	0	0	0	0	0	0	0	0	0	
Offenses Against The Family and Children	Male	0	0	0	0	0	0	0	0	0	0	0	0	0	0	0	0	0	0	0	0	0	0	0	0	0	0	0	
	Female	0	0	0	0	0	0	0	0	0	0	0	0	0	0	0	0	0	0	0	0	0	0	0	0	0	0	0	
Driving Under The Influence	Male	0	0	0	0	0	0	0	0	0	0	2	0	1	4	3	3	1	0	0	1	1	2	18	10	0	3	0	
	Female	0	0	0	0	0	0	0	0	0	0	0	0	0	0	0	1	0	0	1	1	0	0	3	0	0	0	0	
Liquor Laws	Male	0	0	0	0	0	0	0	0	0	0	0	0	0	0	0	0	0	0	0	0	0	0	0	0	0	0	0	
	Female	0	0	0	0	0	0	0	0	0	0	0	0	0	0	0	0	0	0	0	0	0	0	0	0	0	0	0	
Drunkenness	Male	0	0	0	0	0	0	0	0	0	0	0	0	0	0	0	0	0	0	0	0	0	0	0	0	0	0	0	
	Female	0	0	0	0	0	0	0	0	0	0	0	0	0	0	0	0	0	0	0	0	0	0	0	0	0	0	0	
Disorderly Conduct	Male	0	0	0	0	0	0	0	0	2	0	0	0	0	0	2	3	4	0	0	2	1	0	14	14	0	4	0	
	Female	0	0	0	0	0	0	1	0	0	0	0	0	0	0	1	1	2	0	3	0	0	0	8	0	0	0	0	
Vagrancy	Male	0	0	0	0	0	0	0	0	0	0	0	0	0	0	0	0	0	0	0	0	0	0	0	0	0	0	0	
	Female	0	0	0	0	0	0	0	0	0	0	0	0	0	0	0	0	0	0	0	0	0	0	0	0	0	0	0	
All Other Offenses (Except Traffic)	Male	0	0	0	0	0	0	0	0	0	1	0	0	0	2	6	5	9	5	5	6	2	1	42	35	0	15	0	
	Female	0	0	0	0	0	0	0	0	0	0	0	0	1	1	3	2	3	2	2	1	0	0	15	0	0	0	0	
Suspicion	Male	0	0	0	0	0	0	0	0	0	0	0	0	0	0	0	0	0	0	0	0	0	0	0	0	0	0	0	
	Female	0	0	0	0	0	0	0	0	0	0	0	0	0	0	0	0	0	0	0	0	0	0	0	0	0	0	0	
Curfew and Loitering Law Violations	Male	0	0	0	0	0	0																	0	0	0	0	0	
	Female	0	0	0	0	0	0																	0	0	0	0	0	
Runaway	Male	0	0	0	0	0	0																	0	0	0	0	0	
	Female	0	0	0	0	0	0																	0	0	0	0	0	
Human Trafficking/Commercial Sex Acts	Male	0	0	0	0	0	0	0	0	0	0	0	0	0	0	0	0	0	0	0	0	0	0	0	0	0	0	0	
	Female	0	0	0	0	0	0	0	0	0	0	0	0	0	0	0	0	0	0	0	0	0	0	0	0	0	0	0	
Human Trafficking/Involuntary Servitude	Male	0	0	0	0	0	0	0	0	0	0	0	0	0	0	0	0	0	0	0	0	0	0	0	0	0	0	0	
	Female	0	0	0	0	0	0	0	0	0	0	0	0	0	0	0	0	0	0	0	0	0	0	0	0	0	0	0	
SUB TOTAL	Male	0	2	3	0	0	2	0	1	2	2	2	1	4	19	19	18	22	8	14	10	5	3	137					
	Female	0	1	3	1	0	1	3	1	0	0	0	0	1	8	8	13	5	3	8	2	0	0	58					
TOTAL		0	3	6	1	0	3	3	2	2	2	2	1	5	27	27	31	27	11	22	12	5	3	195	100	2	58	0	



SRS Summary Report

Beginning Date: 01/01/2021

Ending Date: 12/31/2021

Return A

Agency: KODIAK POLICE DEPARTMENT

Classification of Offenses	Offenses Reported	Unfounded	Actual Offenses	Tot. Offenses Cleared	Clearances Involving Persons Under 18 Yr. of Age
Murder/NonNegligent Homicide(Total)	0	0	0	0	0
Manslaughter by Negligence(Total)	0	0	0	0	0
Rape(Total)	11	0	11	1	0
Rape	11	0	11	1	0
Attempted Rape	0	0	0	0	0
Robbery(Total)	4	0	4	2	0
Robbery - Firearm	0	0	0	0	0
Robbery - Knife or Cutting Instrument	2	0	2	2	0
Robbery - Other Dangerous Weapon	0	0	0	0	0
Robbery - StrongArm(Hands,Fists,Feet,etc)	2	0	2	0	0
Assault(Total)	161	0	161	73	3
Assault - Firearm	9	0	9	8	0
Assault - Knife or Cutting Instrument	6	0	6	3	0
Assault - Other Dangerous Weapon	18	0	18	12	1
Assault - StrongArm(Hands,Fists,Feet,etc)	4	0	4	2	0
Assault - Other(Simple, Not Aggravated)	124	0	124	48	2
Burglary(Total)	7	0	7	2	0
Burglary - Forcible Entry	3	0	3	2	0
Burglary - Unlawful Entry(No Force)	2	0	2	0	0
Burglary - Attempted Forcible Entry	2	0	2	0	0
Larceny(Total) - Theft(Excluding Motor Vehicles)	53	0	53	4	0
Motor Vehicle Theft(Total)	11	0	11	1	0
Motor Vehicle Theft - Autos	6	0	6	0	0
Motor Vehicle Theft - Trucks and Buses	3	0	3	1	0
Motor Vehicle Theft - Other Vehicles	2	0	2	0	0
Grand Total	247	0	247	83	3



SRS Summary Report

Beginning Date: 01/01/2021

Ending Date: 12/31/2021

Supplement Return A

Agency: KODIAK POLICE DEPARTMENT

Classification of Offenses	Actual Offenses	Value of Property	Type of Property	Stolen	Recovered
MURDER AND NONNEGLIGENT MANSLAUGHTER	0	0	Currency, Notes, Etc.	5,974	547
RAPE	11	0	Jewelry and Precious Metals	1,500	0
ROBBERY - HIGHWAY (streets, alleys, etc.)	0	0	Clothing and Furs	1,502	186
COMMERCIAL HOUSE (except c, d, and f)	1	458	Locally Stolen Motor Vehicles	70,138	65,375
GAS OR SERVICE STATION	0	0	Office Equipment	958	229
CONVENIENCE STORE	0	0	Televisions, Radios, Stereos, Etc.	305	0
RESIDENCE	3	1,090	Firearms	1,050	1,375
BANK	0	0	Household Goods	1,021	5
MISCELLANEOUS	0	0	Consumable Goods	1,777	0
TOTAL ROBBERY	4	1,548	Livestock	0	0
BURGLARY - BREAKING OR ENTERING - RESIDENCE (dwelling) NIGHT (6 p.m. - 6 a.m.)	4	0	Miscellaneous	23,701	1,484
DAY (6 a.m. - 6 p.m.)	2	500	TOTAL	107,926	69,201
UNKNOWN	0	0			
NON-RESIDENCE (store, office, etc.) NIGHT (6 p.m. - 6 a.m.)	1	0			
DAY (6 a.m. - 6 p.m.)	0	0			
UNKNOWN	0	0			
TOTAL BURGLARY	7	500			
LARCENY - THEFT (Except Motor Vehicle Theft) - \$200 AND OVER	34	33,070			
\$50 TO \$199	11	1,089			
UNDER \$50	8	106			
TOTAL LARCENY (Same as Item 6x)	53	34,265			
MOTOR VEHICLE THEFT (Include Alleged Joy Ride)	11	71,613			
GRAND TOTAL - ALL ITEMS		107,926			
ADDITIONAL ANALYSIS OF LARCENY AND MOTOR VEHICLE THEFT - 6x. NATURE OF LARCENIES UNDER ITEM 6 (POCKET-PICKING)	0	0			
PURSE-SNATCHING	0	0			
SHOPLIFTING	5	674			
FROM MOTOR VEHICLES (except e)	9	3,480			
MOTOR VEHICLE PARTS AND ACCESSORIES	6	1,451			

Grand Totals for 'Property Stolen by Type and Value' and 'Property Stolen by Classification' may not match due to NIBRS conversion specification set by the FBI.



SRS Summary Report

Beginning Date: 01/01/2021

Ending Date: 12/31/2021

Classification of Offenses	Actual Offenses	Value of Property
BICYCLES	2	1,211
FROM BUILDING (except c and h)	9	8,109
FROM ANY COIN-OPERATED MACHINES (parking meters, etc.)	0	0
ALL OTHER	22	19,340
TOTAL LARCENIES (Same as Item 6)	53	34,265
MOTOR VEHICLES RECOVERED (STOLEN LOCALLY AND RECOVERED LOCALLY)	0	
STOLEN LOCALLY AND RECOVERED BY OTHER JURISDICTIONS	0	
TOTAL LOCALLY STOLEN MOTOR VEHICLES RECOVERED	10	
STOLEN IN OTHER JURISDICTIONS AND RECOVERED LOCALLY	0	

Grand Totals for 'Property Stolen by Type and Value' and 'Property Stolen by Classification' may not match due to NIBRS conversion specification set by the FBI.



SRS Summary Report

Beginning Date: 01/01/2021

Ending Date: 12/31/2021

Law Enforcement Officers Killed or Assaulted

Agency: KODIAK POLICE DEPARTMENT

Police Officers Killed Feloniously	Police Officers Killed Accidentally
0	0

Type of Activity	Total Assaults by Weapon	Firearm	Knife or Other Cutting Instrum.	Other Dangerous Weapon	Hands Fists Feet etc.	Two Man Vehicle	One-Man Vehicle		Detective or Special Assign		Other		Police Assaults Cleared
							Alone	Assisted	Alone	Assisted	Alone	Assisted	
Responding to disturbance call (family quarrels, person with firearm, etc.)	1	0	0	0	1	0	0	1	0	0	0	0	1
Burglaries in progress or pursuing burglary suspects	0	0	0	0	0	0	0	0	0	0	0	0	0
Robberies in progress or pursuing robbery suspects	0	0	0	0	0	0	0	0	0	0	0	0	0
Attempting other arrests	0	0	0	0	0	0	0	0	0	0	0	0	0
Civil disorder (riot, mass disobedience, etc.)	0	0	0	0	0	0	0	0	0	0	0	0	0
Handling, transporting, custody of prisoners	0	0	0	0	0	0	0	0	0	0	0	0	0
Investigating suspicious persons or circumstances	0	0	0	0	0	0	0	0	0	0	0	0	0
Ambush - no warning	0	0	0	0	0	0	0	0	0	0	0	0	0
Handling persons with mental illness	0	0	0	0	0	0	0	0	0	0	0	0	0
Traffic pursuits and stops	0	0	0	0	0	0	0	0	0	0	0	0	0
All other	1	0	0	0	1	0	0	1	0	0	0	0	1
TOTAL	2	0	0	0	2	0	0	2	0	0	0	0	2
Number with personal injury	1	0	0	0	1	0	0	0	0	0	0	0	0



SRS Summary Report

Beginning Date: 01/01/2021

Ending Date: 12/31/2021

Type of Activity	Total Assaults by Weapon	Firearm	Knife or Other Cutting Instrum.	Other Dangerous Weapon	Hands Fists Feet etc.	Two Man Vehicle	One-Man Vehicle		Detective or Special Assign		Other		Police Assaults Cleared
							Alone	Assisted	Alone	Assisted	Alone	Assisted	
Number without personal injury	1	0	0	0	1	0	0	0	0	0	0	0	0

Time of assaults	12:01 - 2:00	2:01 - 4:00	4:01 - 6:00	6:01 - 8:00	8:01 - 10:00	10:01 - 12:00
Time of Assault AM	0	0	0	0	0	0
PM	0	0	0	1	0	1



Arrestee Summary Report

Beginning Date: 01/01/2021

Ending Date: 12/31/2021

Arrests by Age/Sex/Race

Agency: KODIAK POLICE DEPARTMENT

Offense: All

Classification of Offenses	Sex	Under 10	10-12	13-14	15	16	17	18	19	20	21	22	23	24	25-29	30-34	35-39	40-44	45-49	50-54	55-59	60-64	65 and Over	Total	White	Black	American Indian / Alaskan Native	Asian	Native Hawaiian / Other Pacific Islander
Murder and Nonnegligent Manslaughter	Male	0	0	0	0	0	0	0	0	0	0	0	0	0	0	0	0	0	0	0	0	0	0	0	0	0	0	0	
	Female	0	0	0	0	0	0	0	0	0	0	0	0	0	0	0	0	0	0	0	0	0	0	0	0	0	0	0	0
Manslaughter by Negligence	Male	0	0	0	0	0	0	0	0	0	0	0	0	0	0	0	0	0	0	0	0	0	0	0	0	0	0	0	
	Female	0	0	0	0	0	0	0	0	0	0	0	0	0	0	0	0	0	0	0	0	0	0	0	0	0	0	0	
Rape	Male	0	0	0	0	0	0	0	0	0	0	0	0	0	0	0	0	0	0	0	0	0	0	0	0	0	0	0	
	Female	0	0	0	0	0	0	0	0	0	0	0	0	0	0	0	0	0	0	0	0	0	0	0	0	0	0	0	
Robbery	Male	0	0	0	0	0	0	0	0	0	0	0	0	1	1	0	0	0	0	0	0	0	0	0	2	2	0	0	0
	Female	0	0	0	0	0	0	0	0	0	0	0	0	0	0	0	0	0	0	0	0	0	0	0	0	0	0	0	
Aggravated Assault (Return A - 4a-d)	Male	0	0	0	0	0	0	0	0	0	0	1	0	0	2	3	0	0	0	1	1	0	0	8	5	0	2	2	1
	Female	0	0	0	0	0	0	0	1	0	0	0	0	0	0	1	0	0	0	0	0	0	0	2	0	0	0	0	
Burglary - Breaking or Entering	Male	0	0	0	0	0	0	0	0	0	0	0	0	0	0	0	1	0	0	0	0	1	0	2	2	0	0	0	
	Female	0	0	0	0	0	0	0	0	0	0	0	0	0	0	0	0	0	0	0	0	0	0	0	0	0	0	0	
Larceny-Theft (Except Motor Vehicle Theft)	Male	0	0	0	0	0	0	0	0	0	0	0	0	0	1	1	0	0	0	0	0	0	0	2	2	0	0	0	
	Female	0	0	0	0	0	0	0	0	0	0	0	0	0	0	0	0	0	0	0	0	0	0	0	0	0	0	0	
Motor Vehicle Theft	Male	0	0	0	0	0	0	0	0	0	0	0	0	0	0	0	0	0	0	0	0	0	0	0	0	0	1	0	
	Female	0	0	0	0	0	0	0	0	0	0	0	0	0	1	0	0	0	0	0	0	0	0	1	0	0	0	0	
Other Assaults (Return A - 4e)	Male	0	0	0	0	0	0	1	1	0	1	0	1	0	5	7	7	2	1	4	3	1	0	34	16	0	20	5	1
	Female	0	0	0	0	0	0	0	0	0	0	1	0	0	1	2	1	2	1	0	0	0	0	8	0	0	0	0	
Arson	Male	0	0	0	0	0	0	0	0	0	0	0	0	0	0	0	0	0	0	0	0	0	0	0	0	0	0	0	
	Female	0	0	0	0	0	0	0	0	0	0	0	0	0	0	0	0	0	0	0	0	0	0	0	0	0	0	0	
Forgery and Counterfeiting	Male	0	0	0	0	0	0	0	0	0	0	0	0	0	0	0	0	0	0	0	0	0	0	0	0	0	1	0	0
	Female	0	0	0	0	0	0	0	0	0	0	0	0	0	0	0	0	1	0	0	0	0	0	1	0	0	0	0	
Fraud	Male	0	0	0	0	0	0	0	0	0	0	0	0	0	0	0	0	0	0	0	0	0	0	0	1	0	0	0	
	Female	0	0	0	0	0	0	0	0	0	0	0	0	0	0	1	0	0	0	0	0	0	0	1	0	0	0	0	
Embezzlement	Male	0	0	0	0	0	0	0	0	0	0	0	0	0	0	0	0	0	0	0	0	0	0	0	0	0	0	0	
	Female	0	0	0	0	0	0	0	0	0	0	0	0	0	0	0	0	0	0	0	0	0	0	0	0	0	0	0	
Stolen Property; Buying, Receiving, Possessing	Male	0	0	0	0	0	0	0	0	0	0	0	0	0	0	0	0	0	0	0	0	0	0	0	0	0	0	0	
	Female	0	0	0	0	0	0	0	0	0	0	0	0	0	0	0	0	0	0	0	0	0	0	0	0	0	0	0	
Vandalism	Male	0	0	0	0	0	0	0	0	0	0	0	1	0	0	2	0	0	0	0	0	0	0	3	4	0	3	0	0
	Female	0	0	0	0	0	0	0	0	0	0	0	0	0	1	0	2	1	0	0	0	0	0	4	0	0	0	0	
Weapons; Carrying, Possessing, etc.	Male	0	0	0	0	0	0	0	0	0	0	0	0	0	1	0	2	0	0	0	0	0	0	3	4	0	0	0	
	Female	0	0	0	0	0	0	0	0	0	0	0	0	0	0	0	0	1	0	0	0	0	0	1	0	0	0	0	
Prostitution and Commercialized Vice	Male	0	0	0	0	0	0	0	0	0	0	0	0	0	0	0	0	0	0	0	0	0	0	0	0	0	0	0	
	Female	0	0	0	0	0	0	0	0	0	0	0	0	0	0	0	0	0	0	0	0	0	0	0	0	0	0	0	
Prostitution	Male	0	0	0	0	0	0	0	0	0	0	0	0	0	0	0	0	0	0	0	0	0	0	0	0	0	0	0	
	Female	0	0	0	0	0	0	0	0	0	0	0	0	0	0	0	0	0	0	0	0	0	0	0	0	0	0	0	



Arrestee Summary Report

Beginning Date: 01/01/2021

Ending Date: 12/31/2021

Classification of Offenses	Sex	Under 10	10-12	13-14	15	16	17	18	19	20	21	22	23	24	25-29	30-34	35-39	40-44	45-49	50-54	55-59	60-64	65 and Over	Total	White	Black	American Indian / Alaskan Native	Asian	Native Hawaiian / Other Pacific Islander
Assisting or Promoting Prostitution	Male	0	0	0	0	0	0	0	0	0	0	0	0	0	0	0	0	0	0	0	0	0	0	0	0	0	0	0	0
	Female	0	0	0	0	0	0	0	0	0	0	0	0	0	0	0	0	0	0	0	0	0	0	0	0	0	0	0	0
Purchasing Prostitution	Male	0	0	0	0	0	0	0	0	0	0	0	0	0	0	0	0	0	0	0	0	0	0	0	0	0	0	0	0
	Female	0	0	0	0	0	0	0	0	0	0	0	0	0	0	0	0	0	0	0	0	0	0	0	0	0	0	0	0
Sex Offenses (Except Rape and Prostitution)	Male	0	0	0	0	0	0	0	0	1	0	0	0	0	0	0	0	0	0	0	1	0	0	2	0	0	2	0	0
	Female	0	0	0	0	0	0	0	0	0	0	0	0	0	0	0	0	0	0	0	0	0	0	0	0	0	0	0	0
Drug Abuse Violations - Grand Total	Male	0	0	0	0	0	0	0	0	0	0	0	0	0	1	0	1	1	0	0	0	0	0	3	1	0	0	2	0
	Female	0	0	0	0	0	0	0	0	0	0	0	0	0	0	0	0	0	0	0	0	0	0	0	0	0	0	0	0
(1) Sale/Manufacturing - Subtotal	Male	0	0	0	0	0	0	0	0	0	0	0	0	0	0	0	0	0	0	0	0	0	0	0	0	0	0	0	0
	Female	0	0	0	0	0	0	0	0	0	0	0	0	0	0	0	0	0	0	0	0	0	0	0	0	0	0	0	0
18a - Opium/Cocaine	Male	0	0	0	0	0	0	0	0	0	0	0	0	0	0	0	0	0	0	0	0	0	0	0	0	0	0	0	0
	Female	0	0	0	0	0	0	0	0	0	0	0	0	0	0	0	0	0	0	0	0	0	0	0	0	0	0	0	0
18b - Marijuana	Male	0	0	0	0	0	0	0	0	0	0	0	0	0	0	0	0	0	0	0	0	0	0	0	0	0	0	0	0
	Female	0	0	0	0	0	0	0	0	0	0	0	0	0	0	0	0	0	0	0	0	0	0	0	0	0	0	0	0
18c - Synthetic Narcotics - Manufactured Narcotics Which Can Cause True Drug Addiction (Demerol, Methadones)	Male	0	0	0	0	0	0	0	0	0	0	0	0	0	0	0	0	0	0	0	0	0	0	0	0	0	0	0	0
	Female	0	0	0	0	0	0	0	0	0	0	0	0	0	0	0	0	0	0	0	0	0	0	0	0	0	0	0	0
18d - Other - Dangerous Nonnarcotic Drugs (Barbiturates, Benzadrine)	Male	0	0	0	0	0	0	0	0	0	0	0	0	0	0	0	0	0	0	0	0	0	0	0	0	0	0	0	0
	Female	0	0	0	0	0	0	0	0	0	0	0	0	0	0	0	0	0	0	0	0	0	0	0	0	0	0	0	0
(2) Possession - Subtotal	Male	0	0	0	0	0	0	0	0	0	0	0	0	0	1	0	1	1	0	0	0	0	0	3	1	0	0	2	0
	Female	0	0	0	0	0	0	0	0	0	0	0	0	0	0	0	0	0	0	0	0	0	0	0	0	0	0	0	0
18e - Opium or Cocaine and Their Derivatives (Morphine, Heroin, Codeine)	Male	0	0	0	0	0	0	0	0	0	0	0	0	0	0	0	0	1	0	0	0	0	0	1	0	0	0	1	0
	Female	0	0	0	0	0	0	0	0	0	0	0	0	0	0	0	0	0	0	0	0	0	0	0	0	0	0	0	0
18f - Marijuana	Male	0	0	0	0	0	0	0	0	0	0	0	0	0	0	0	0	0	0	0	0	0	0	0	0	0	0	0	0
	Female	0	0	0	0	0	0	0	0	0	0	0	0	0	0	0	0	0	0	0	0	0	0	0	0	0	0	0	0
18g - Synthetic Narcotics - Manufactured Narcotics Which Can Cause True Drug Addiction (Demerol, Methadones)	Male	0	0	0	0	0	0	0	0	0	0	0	0	0	0	0	0	0	0	0	0	0	0	0	0	0	0	0	0
	Female	0	0	0	0	0	0	0	0	0	0	0	0	0	0	0	0	0	0	0	0	0	0	0	0	0	0	0	0
18h - Other - Dangerous Nonnarcotic Drugs	Male	0	0	0	0	0	0	0	0	0	0	0	0	0	1	0	1	0	0	0	0	0	0	2	1	0	0	1	0
	Female	0	0	0	0	0	0	0	0	0	0	0	0	0	0	0	0	0	0	0	0	0	0	0	0	0	0	0	0
Gambling - Total	Male	0	0	0	0	0	0	0	0	0	0	0	0	0	0	0	0	0	0	0	0	0	0	0	0	0	0	0	0
	Female	0	0	0	0	0	0	0	0	0	0	0	0	0	0	0	0	0	0	0	0	0	0	0	0	0	0	0	0



Arrestee Summary Report

Beginning Date: 01/01/2021

Ending Date: 12/31/2021

Classification of Offenses	Sex	Under 10	10-12	13-14	15	16	17	18	19	20	21	22	23	24	25-29	30-34	35-39	40-44	45-49	50-54	55-59	60-64	65 and Over	Total	White	Black	American Indian / Alaskan Native	Asian	Native Hawaiian / Other Pacific Islander
Bookmaking (Horse and Sport Book)	Male	0	0	0	0	0	0	0	0	0	0	0	0	0	0	0	0	0	0	0	0	0	0	0	0	0	0	0	
	Female	0	0	0	0	0	0	0	0	0	0	0	0	0	0	0	0	0	0	0	0	0	0	0	0	0	0	0	0
Numbers and Lottery	Male	0	0	0	0	0	0	0	0	0	0	0	0	0	0	0	0	0	0	0	0	0	0	0	0	0	0	0	
	Female	0	0	0	0	0	0	0	0	0	0	0	0	0	0	0	0	0	0	0	0	0	0	0	0	0	0	0	0
All Other Gambling	Male	0	0	0	0	0	0	0	0	0	0	0	0	0	0	0	0	0	0	0	0	0	0	0	0	0	0	0	
	Female	0	0	0	0	0	0	0	0	0	0	0	0	0	0	0	0	0	0	0	0	0	0	0	0	0	0	0	
Offenses Against The Family and Children	Male	0	0	0	0	0	0	0	0	0	0	0	0	0	0	0	0	0	0	0	0	0	0	0	0	0	0	0	
	Female	0	0	0	0	0	0	0	0	0	0	0	0	0	0	0	0	0	0	0	0	0	0	0	0	0	0	0	
Driving Under The Influence	Male	0	0	0	0	0	0	0	1	0	0	0	0	0	0	3	4	2	0	0	0	1	1	1	13	8	0	10	3
	Female	0	0	0	0	0	0	1	0	0	0	1	0	1	3	0	0	0	1	0	1	0	0	8					
Liquor Laws	Male	0	0	0	0	0	0	0	0	0	0	0	0	0	0	0	0	0	0	0	0	0	0	0	0	0	0	0	
	Female	0	0	0	0	0	0	0	0	0	0	0	0	0	0	0	0	0	0	0	0	0	0	0	0	0	0	0	
Drunkenness	Male	0	0	0	0	0	0	0	0	0	0	0	0	0	0	0	0	0	0	0	0	0	0	0	0	0	0	0	
	Female	0	0	0	0	0	0	0	0	0	0	0	0	0	0	0	0	0	0	0	0	0	0	0	0	0	0	0	
Disorderly Conduct	Male	0	0	0	0	0	0	0	0	0	0	0	0	0	1	0	0	0	0	0	0	1	0	0	2	1	0	0	1
	Female	0	0	0	0	0	0	0	0	0	0	0	0	0	0	0	0	0	0	0	0	0	0	0	0	0	0	0	
Vagrancy	Male	0	0	0	0	0	0	0	0	0	0	0	0	0	0	0	0	0	0	0	0	0	0	0	0	0	0	0	
	Female	0	0	0	0	0	0	0	0	0	0	0	0	0	0	0	0	0	0	0	0	0	0	0	0	0	0	0	
All Other Offenses (Except Traffic)	Male	0	0	0	0	1	0	0	0	0	0	1	2	2	5	10	6	7	2	4	5	1	0	46	31	0	24	10	
	Female	0	0	0	0	0	0	0	0	0	0	1	0	0	5	6	2	2	1	0	1	0	1	19					
Suspicion	Male	0	0	0	0	0	0	0	0	0	0	0	0	0	0	0	0	0	0	0	0	0	0	0	0	0	0	0	
	Female	0	0	0	0	0	0	0	0	0	0	0	0	0	0	0	0	0	0	0	0	0	0	0	0	0	0	0	
Curfew and Loitering Law Violations	Male	0	0	0	0	0	0																	0	0	0	0	0	
	Female	0	0	0	0	0	0																	0					
Runaway	Male	0	0	0	0	0	0																	0	0	0	0	0	
	Female	0	0	0	0	0	0																	0					
Human Trafficking/Commercial Sex Acts	Male	0	0	0	0	0	0	0	0	0	0	0	0	0	0	0	0	0	0	0	0	0	0	0	0	0	0	0	
	Female	0	0	0	0	0	0	0	0	0	0	0	0	0	0	0	0	0	0	0	0	0	0	0	0	0	0	0	
Human Trafficking/Involuntary Servitude	Male	0	0	0	0	0	0	0	0	0	0	0	0	0	0	0	0	0	0	0	0	0	0	0	0	0	0	0	
	Female	0	0	0	0	0	0	0	0	0	0	0	0	0	0	0	0	0	0	0	0	0	0	0	0	0	0	0	
SUB TOTAL	Male	0	0	0	0	1	0	1	2	1	1	2	4	3	20	27	19	10	3	9	12	4	1	120					
	Female	0	0	0	0	0	0	1	1	0	0	3	0	1	11	10	5	7	3	0	2	0	1	45					
TOTAL		0	0	0	0	1	0	2	3	1	1	5	4	4	31	37	24	17	6	9	14	4	2	165	77	0	63	23	2



SRS Summary Report

Beginning Date: 01/01/2021

Ending Date: 12/31/2021

Return A

Agency: KOTZEBUE POLICE DEPARTMENT

Classification of Offenses	Offenses Reported	Unfounded	Actual Offenses	Tot. Offenses Cleared	Clearances Involving Persons Under 18 Yr. of Age
Murder/NonNegligent Homicide(Total)	0	0	0	0	0
Manslaughter by Negligence(Total)	0	0	0	0	0
Rape(Total)	7	0	7	0	0
Rape	7	0	7	0	0
Attempted Rape	0	0	0	0	0
Robbery(Total)	0	0	0	0	0
Robbery - Firearm	0	0	0	0	0
Robbery - Knife or Cutting Instrument	0	0	0	0	0
Robbery - Other Dangerous Weapon	0	0	0	0	0
Robbery - StrongArm(Hands,Fists,Feet,etc)	0	0	0	0	0
Assault(Total)	182	0	182	105	4
Assault - Firearm	0	0	0	0	0
Assault - Knife or Cutting Instrument	14	0	14	6	0
Assault - Other Dangerous Weapon	4	0	4	3	0
Assault - StrongArm(Hands,Fists,Feet,etc)	9	0	9	5	0
Assault - Other(Simple, Not Aggravated)	155	0	155	91	4
Burglary(Total)	12	0	12	9	2
Burglary - Forcible Entry	8	0	8	6	2
Burglary - Unlawful Entry(No Force)	4	0	4	3	0
Burglary - Attempted Forcible Entry	0	0	0	0	0
Larceny(Total) - Theft(Excluding Motor Vehicles)	12	0	12	2	2
Motor Vehicle Theft(Total)	3	0	3	2	0
Motor Vehicle Theft - Autos	3	0	3	2	0
Motor Vehicle Theft - Trucks and Buses	0	0	0	0	0
Motor Vehicle Theft - Other Vehicles	0	0	0	0	0
Grand Total	216	0	216	118	8



SRS Summary Report

Beginning Date: 01/01/2021

Ending Date: 12/31/2021

Supplement Return A

Agency: KOTZEBUE POLICE DEPARTMENT

Classification of Offenses	Actual Offenses	Value of Property	Type of Property	Stolen	Recovered
MURDER AND NONNEGLIGENT MANSLAUGHTER	0	0	Currency, Notes, Etc.	7,693	1
RAPE	7	0	Jewelry and Precious Metals	0	0
ROBBERY - HIGHWAY (streets, alleys, etc.)	0	0	Clothing and Furs	0	0
COMMERCIAL HOUSE (except c, d, and f)	0	0	Locally Stolen Motor Vehicles	28,001	28,001
GAS OR SERVICE STATION	0	0	Office Equipment	0	0
CONVENIENCE STORE	0	0	Televisions, Radios, Stereos, Etc.	0	0
RESIDENCE	0	0	Firearms	0	0
BANK	0	0	Household Goods	209	0
MISCELLANEOUS	0	0	Consumable Goods	0	0
TOTAL ROBBERY	0	0	Livestock	0	0
BURGLARY - BREAKING OR ENTERING - RESIDENCE (dwelling) NIGHT (6 p.m. - 6 a.m.)	3	30	Miscellaneous	6,416	700
DAY (6 a.m. - 6 p.m.)	3	0	TOTAL	42,319	28,702
UNKNOWN	0	0			
NON-RESIDENCE (store, office, etc.) NIGHT (6 p.m. - 6 a.m.)	5	1,256			
DAY (6 a.m. - 6 p.m.)	1	0			
UNKNOWN	0	0			
TOTAL BURGLARY	12	1,286			
LARCENY - THEFT (Except Motor Vehicle Theft) - \$200 AND OVER	10	12,654			
\$50 TO \$199	2	378			
UNDER \$50	0	0			
TOTAL LARCENY (Same as Item 6x)	12	13,032			
MOTOR VEHICLE THEFT (Include Alleged Joy Ride)	3	28,001			
GRAND TOTAL - ALL ITEMS		42,319			
ADDITIONAL ANALYSIS OF LARCENY AND MOTOR VEHICLE THEFT - 6x. NATURE OF LARCENIES UNDER ITEM 6 (POCKET-PICKING)	0	0			
PURSE-SNATCHING	0	0			
SHOPLIFTING	0	0			
FROM MOTOR VEHICLES (except e)	0	0			
MOTOR VEHICLE PARTS AND ACCESSORIES	1	869			

Grand Totals for 'Property Stolen by Type and Value' and 'Property Stolen by Classification' may not match due to NIBRS conversion specification set by the FBI.



SRS Summary Report

Beginning Date: 01/01/2021

Ending Date: 12/31/2021

Classification of Offenses	Actual Offenses	Value of Property
BICYCLES	2	700
FROM BUILDING (except c and h)	2	4,300
FROM ANY COIN-OPERATED MACHINES (parking meters, etc.)	0	0
ALL OTHER	7	7,163
TOTAL LARCENIES (Same as Item 6)	12	13,032
MOTOR VEHICLES RECOVERED (STOLEN LOCALLY AND RECOVERED LOCALLY)	0	
STOLEN LOCALLY AND RECOVERED BY OTHER JURISDICTIONS	0	
TOTAL LOCALLY STOLEN MOTOR VEHICLES RECOVERED	3	
STOLEN IN OTHER JURISDICTIONS AND RECOVERED LOCALLY	0	

Grand Totals for 'Property Stolen by Type and Value' and 'Property Stolen by Classification' may not match due to NIBRS conversion specification set by the FBI.



SRS Summary Report

Beginning Date: 01/01/2021

Ending Date: 12/31/2021

Law Enforcement Officers Killed or Assaulted

Agency: KOTZEBUE POLICE DEPARTMENT

Police Officers Killed Feloniously	Police Officers Killed Accidentally
0	0

Type of Activity	Total Assaults by Weapon	Firearm	Knife or Other Cutting Instrum.	Other Dangerous Weapon	Hands Fists Feet etc.	Two Man Vehicle	One-Man Vehicle		Detective or Special Assign		Other		Police Assaults Cleared
							Alone	Assisted	Alone	Assisted	Alone	Assisted	
Responding to disturbance call (family quarrels, person with firearm, etc.)	2	0	0	0	2	0	1	1	0	0	0	0	2
Burglaries in progress or pursuing burglary suspects	0	0	0	0	0	0	0	0	0	0	0	0	0
Robberies in progress or pursuing robbery suspects	0	0	0	0	0	0	0	0	0	0	0	0	0
Attempting other arrests	0	0	0	0	0	0	0	0	0	0	0	0	0
Civil disorder (riot, mass disobedience, etc.)	0	0	0	0	0	0	0	0	0	0	0	0	0
Handling, transporting, custody of prisoners	2	0	0	0	2	0	0	0	0	0	0	2	0
Investigating suspicious persons or circumstances	2	0	0	0	2	0	2	0	0	0	0	0	2
Ambush - no warning	0	0	0	0	0	0	0	0	0	0	0	0	0
Handling persons with mental illness	0	0	0	0	0	0	0	0	0	0	0	0	0
Traffic pursuits and stops	0	0	0	0	0	0	0	0	0	0	0	0	0
All other	1	0	0	0	1	0	0	1	0	0	0	0	1
TOTAL	7	0	0	0	7	0	3	2	0	0	0	2	5
Number with personal injury	4	0	0	0	4	0	0	0	0	0	0	0	0



SRS Summary Report

Beginning Date: 01/01/2021

Ending Date: 12/31/2021

Type of Activity	Total Assaults by Weapon	Firearm	Knife or Other Cutting Instrum.	Other Dangerous Weapon	Hands Fists Feet etc.	Two Man Vehicle	One-Man Vehicle		Detective or Special Assign		Other		Police Assaults Cleared
							Alone	Assisted	Alone	Assisted	Alone	Assisted	
Number without personal injury	3	0	0	0	3	0	0	0	0	0	0	0	0

Time of assaults	12:01 - 2:00	2:01 - 4:00	4:01 - 6:00	6:01 - 8:00	8:01 - 10:00	10:01 - 12:00
Time of Assault AM	0	0	0	0	0	0
PM	3	1	2	0	1	0



Arrestee Summary Report

Beginning Date: 01/01/2021

Ending Date: 12/31/2021

Arrests by Age/Sex/Race

Agency: KOTZEBUE POLICE DEPARTMENT

Offense: All

Classification of Offenses	Sex	Under 10	10-12	13-14	15	16	17	18	19	20	21	22	23	24	25-29	30-34	35-39	40-44	45-49	50-54	55-59	60-64	65 and Over	Total	White	Black	American Indian / Alaskan Native	Asian	Native Hawaiian / Other Pacific Islander
Murder and Nonnegligent Manslaughter	Male	0	0	0	0	0	0	0	0	0	0	0	0	0	0	0	0	0	0	0	0	0	0	0	0	0	0	0	
	Female	0	0	0	0	0	0	0	0	0	0	0	0	0	0	0	0	0	0	0	0	0	0	0	0	0	0	0	0
Manslaughter by Negligence	Male	0	0	0	0	0	0	0	0	0	0	0	0	0	0	0	0	0	0	0	0	0	0	0	0	0	0	0	
	Female	0	0	0	0	0	0	0	0	0	0	0	0	0	0	0	0	0	0	0	0	0	0	0	0	0	0	0	
Rape	Male	0	0	0	0	0	0	0	0	0	0	0	0	0	0	0	0	0	0	0	0	0	0	0	0	0	0	0	
	Female	0	0	0	0	0	0	0	0	0	0	0	0	0	0	0	0	0	0	0	0	0	0	0	0	0	0	0	
Robbery	Male	0	0	0	0	0	0	0	0	0	0	0	0	0	0	0	0	0	0	0	0	0	0	0	0	0	0	0	
	Female	0	0	0	0	0	0	0	0	0	0	0	0	0	0	0	0	0	0	0	0	0	0	0	0	0	0	0	
Aggravated Assault (Return A - 4a-d)	Male	0	0	0	0	0	0	1	0	0	0	0	0	1	1	1	0	1	1	1	1	0	0	8	0	0	11	0	1
	Female	0	0	0	0	0	0	0	0	0	0	0	0	0	0	2	0	0	1	1	0	0	0	4	0	0	0	0	
Burglary - Breaking or Entering	Male	0	0	0	0	0	0	2	0	0	0	0	0	0	0	0	1	1	0	0	0	0	0	4	0	0	5	0	0
	Female	0	0	0	0	0	0	0	0	0	0	0	0	0	1	0	0	0	0	0	0	0	0	1	0	0	0	0	
Larceny-Theft (Except Motor Vehicle Theft)	Male	0	0	0	0	0	0	0	0	0	0	0	0	0	0	0	0	0	0	0	0	0	0	0	0	0	0	0	
	Female	0	0	0	0	0	0	0	0	0	0	0	0	0	0	0	0	0	0	0	0	0	0	0	0	0	0	0	
Motor Vehicle Theft	Male	0	0	0	0	0	0	0	0	0	0	0	0	0	0	2	0	0	0	0	0	0	0	2	0	0	2	0	0
	Female	0	0	0	0	0	0	0	0	0	0	0	0	0	0	0	0	0	0	0	0	0	0	0	0	0	0	0	
Other Assaults (Return A - 4e)	Male	0	0	0	0	0	0	2	1	2	2	0	1	0	8	11	10	3	1	3	7	1	2	54	1	0	69	1	0
	Female	0	0	0	0	0	0	0	1	1	0	1	2	0	5	5	0	0	1	1	0	0	0	17	0	0	0	0	
Arson	Male	0	0	0	0	0	0	0	0	0	0	0	0	0	0	0	0	0	0	0	0	0	0	0	0	0	0	0	
	Female	0	0	0	0	0	0	0	0	0	0	0	0	0	0	0	0	0	0	0	0	0	0	0	0	0	0	0	
Forgery and Counterfeiting	Male	0	0	0	0	0	0	0	0	0	0	0	0	0	0	0	0	0	0	0	0	0	0	0	0	0	0	0	
	Female	0	0	0	0	0	0	0	0	0	0	0	0	0	0	0	0	0	0	0	0	0	0	0	0	0	0	0	
Fraud	Male	0	0	0	0	0	0	0	0	0	0	0	0	0	0	0	0	0	0	0	0	0	0	0	0	0	0	0	
	Female	0	0	0	0	0	0	0	0	0	0	0	0	0	0	0	0	0	0	0	0	0	0	0	0	0	0	0	
Embezzlement	Male	0	0	0	0	0	0	0	0	0	0	0	0	0	0	0	0	0	0	0	0	0	0	0	0	0	0	0	
	Female	0	0	0	0	0	0	0	0	0	0	0	0	0	0	0	0	0	0	0	0	0	0	0	0	0	0	0	
Stolen Property; Buying, Receiving, Possessing	Male	0	0	0	0	0	0	0	0	0	0	0	0	0	0	0	0	0	0	0	0	0	0	0	0	0	0	0	
	Female	0	0	0	0	0	0	0	0	0	0	0	0	0	0	0	0	0	0	0	0	0	0	0	0	0	0	0	
Vandalism	Male	0	0	0	0	0	0	0	0	0	0	0	1	0	1	0	0	1	0	0	0	0	0	3	0	0	3	0	0
	Female	0	0	0	0	0	0	0	0	0	0	0	0	0	0	0	0	0	0	0	0	0	0	0	0	0	0	0	
Weapons; Carrying, Possessing, etc.	Male	0	0	0	0	0	0	0	0	0	0	0	0	0	0	0	0	0	0	0	0	0	0	0	0	0	0	0	
	Female	0	0	0	0	0	0	0	0	0	0	0	0	0	0	0	0	0	0	0	0	0	0	0	0	0	0	0	
Prostitution and Commercialized Vice	Male	0	0	0	0	0	0	0	0	0	0	0	0	0	0	0	0	0	0	0	0	0	0	0	0	0	0	0	
	Female	0	0	0	0	0	0	0	0	0	0	0	0	0	0	0	0	0	0	0	0	0	0	0	0	0	0	0	
Prostitution	Male	0	0	0	0	0	0	0	0	0	0	0	0	0	0	0	0	0	0	0	0	0	0	0	0	0	0	0	
	Female	0	0	0	0	0	0	0	0	0	0	0	0	0	0	0	0	0	0	0	0	0	0	0	0	0	0	0	



Arrestee Summary Report

Beginning Date: 01/01/2021

Ending Date: 12/31/2021

Classification of Offenses	Sex	Under 10	10-12	13-14	15	16	17	18	19	20	21	22	23	24	25-29	30-34	35-39	40-44	45-49	50-54	55-59	60-64	65 and Over	Total	White	Black	American Indian / Alaskan Native	Asian	Native Hawaiian / Other Pacific Islander
Assisting or Promoting Prostitution	Male	0	0	0	0	0	0	0	0	0	0	0	0	0	0	0	0	0	0	0	0	0	0	0	0	0	0	0	
	Female	0	0	0	0	0	0	0	0	0	0	0	0	0	0	0	0	0	0	0	0	0	0	0	0	0	0	0	0
Purchasing Prostitution	Male	0	0	0	0	0	0	0	0	0	0	0	0	0	0	0	0	0	0	0	0	0	0	0	0	0	0	0	
	Female	0	0	0	0	0	0	0	0	0	0	0	0	0	0	0	0	0	0	0	0	0	0	0	0	0	0	0	
Sex Offenses (Except Rape and Prostitution)	Male	0	0	0	0	0	0	0	0	0	0	0	0	0	0	0	0	0	0	0	0	0	0	0	0	0	0	0	
	Female	0	0	0	0	0	0	0	0	0	0	0	0	0	0	0	0	0	0	0	0	0	0	0	0	0	0	0	
Drug Abuse Violations - Grand Total	Male	0	0	0	0	0	0	0	0	0	0	0	0	0	0	0	0	0	0	0	0	0	0	0	0	0	0	0	
	Female	0	0	0	0	0	0	0	0	0	0	0	0	0	0	0	0	0	0	0	0	0	0	0	0	0	0	0	
(1) Sale/Manufacturing - Subtotal	Male	0	0	0	0	0	0	0	0	0	0	0	0	0	0	0	0	0	0	0	0	0	0	0	0	0	0	0	
	Female	0	0	0	0	0	0	0	0	0	0	0	0	0	0	0	0	0	0	0	0	0	0	0	0	0	0	0	
18a - Opium/Cocaine	Male	0	0	0	0	0	0	0	0	0	0	0	0	0	0	0	0	0	0	0	0	0	0	0	0	0	0	0	
	Female	0	0	0	0	0	0	0	0	0	0	0	0	0	0	0	0	0	0	0	0	0	0	0	0	0	0	0	
18b - Marijuana	Male	0	0	0	0	0	0	0	0	0	0	0	0	0	0	0	0	0	0	0	0	0	0	0	0	0	0	0	
	Female	0	0	0	0	0	0	0	0	0	0	0	0	0	0	0	0	0	0	0	0	0	0	0	0	0	0	0	
18c - Synthetic Narcotics - Manufactured Narcotics Which Can Cause True Drug Addiction (Demerol, Methadones)	Male	0	0	0	0	0	0	0	0	0	0	0	0	0	0	0	0	0	0	0	0	0	0	0	0	0	0	0	
	Female	0	0	0	0	0	0	0	0	0	0	0	0	0	0	0	0	0	0	0	0	0	0	0	0	0	0	0	
18d - Other - Dangerous Nonnarcotic Drugs (Barbiturates, Benzadrine)	Male	0	0	0	0	0	0	0	0	0	0	0	0	0	0	0	0	0	0	0	0	0	0	0	0	0	0	0	
	Female	0	0	0	0	0	0	0	0	0	0	0	0	0	0	0	0	0	0	0	0	0	0	0	0	0	0	0	
(2) Possession - Subtotal	Male	0	0	0	0	0	0	0	0	0	0	0	0	0	0	0	0	0	0	0	0	0	0	0	0	0	0	0	
	Female	0	0	0	0	0	0	0	0	0	0	0	0	0	0	0	0	0	0	0	0	0	0	0	0	0	0	0	
18e - Opium or Cocaine and Their Derivatives (Morphine, Heroin, Codeine)	Male	0	0	0	0	0	0	0	0	0	0	0	0	0	0	0	0	0	0	0	0	0	0	0	0	0	0	0	
	Female	0	0	0	0	0	0	0	0	0	0	0	0	0	0	0	0	0	0	0	0	0	0	0	0	0	0	0	
18f - Marijuana	Male	0	0	0	0	0	0	0	0	0	0	0	0	0	0	0	0	0	0	0	0	0	0	0	0	0	0	0	
	Female	0	0	0	0	0	0	0	0	0	0	0	0	0	0	0	0	0	0	0	0	0	0	0	0	0	0	0	
18g - Synthetic Narcotics - Manufactured Narcotics Which Can Cause True Drug Addiction (Demerol, Methadones)	Male	0	0	0	0	0	0	0	0	0	0	0	0	0	0	0	0	0	0	0	0	0	0	0	0	0	0	0	
	Female	0	0	0	0	0	0	0	0	0	0	0	0	0	0	0	0	0	0	0	0	0	0	0	0	0	0	0	
18h - Other - Dangerous Nonnarcotic Drugs	Male	0	0	0	0	0	0	0	0	0	0	0	0	0	0	0	0	0	0	0	0	0	0	0	0	0	0	0	
	Female	0	0	0	0	0	0	0	0	0	0	0	0	0	0	0	0	0	0	0	0	0	0	0	0	0	0	0	
Gambling - Total	Male	0	0	0	0	0	0	0	0	0	0	0	0	0	0	0	0	0	0	0	0	0	0	0	0	0	0	0	
	Female	0	0	0	0	0	0	0	0	0	0	0	0	0	0	0	0	0	0	0	0	0	0	0	0	0	0	0	



Arrestee Summary Report

Beginning Date: 01/01/2021

Ending Date: 12/31/2021

Classification of Offenses	Sex	Under 10	10-12	13-14	15	16	17	18	19	20	21	22	23	24	25-29	30-34	35-39	40-44	45-49	50-54	55-59	60-64	65 and Over	Total	White	Black	American Indian / Alaskan Native	Asian	Native Hawaiian / Other Pacific Islander
Bookmaking (Horse and Sport Book)	Male	0	0	0	0	0	0	0	0	0	0	0	0	0	0	0	0	0	0	0	0	0	0	0	0	0	0	0	
	Female	0	0	0	0	0	0	0	0	0	0	0	0	0	0	0	0	0	0	0	0	0	0	0	0	0	0	0	0
Numbers and Lottery	Male	0	0	0	0	0	0	0	0	0	0	0	0	0	0	0	0	0	0	0	0	0	0	0	0	0	0	0	
	Female	0	0	0	0	0	0	0	0	0	0	0	0	0	0	0	0	0	0	0	0	0	0	0	0	0	0	0	0
All Other Gambling	Male	0	0	0	0	0	0	0	0	0	0	0	0	0	0	0	0	0	0	0	0	0	0	0	0	0	0	0	
	Female	0	0	0	0	0	0	0	0	0	0	0	0	0	0	0	0	0	0	0	0	0	0	0	0	0	0	0	
Offenses Against The Family and Children	Male	0	0	0	0	0	0	0	0	0	0	0	0	0	0	0	0	0	0	0	0	0	0	0	0	0	0	0	
	Female	0	0	0	0	0	0	0	0	0	0	0	0	0	0	0	0	0	0	0	0	0	0	0	0	0	0	0	
Driving Under The Influence	Male	0	0	0	0	0	0	1	2	1	0	0	0	0	0	2	0	1	1	0	1	1	0	0	10	1	0	12	0
	Female	0	0	0	0	0	0	0	0	0	0	0	0	0	1	0	1	0	0	1	0	0	0	0	3	0	0	0	0
Liquor Laws	Male	0	0	0	0	0	0	0	0	0	0	0	0	0	0	0	0	0	0	0	0	0	0	0	0	0	0	0	
	Female	0	0	0	0	0	0	0	0	0	0	0	0	0	0	0	0	0	0	0	0	0	0	0	0	0	0	0	0
Drunkenness	Male	0	0	0	0	0	0	0	0	0	0	0	0	0	0	0	0	0	0	0	0	0	0	0	0	0	0	0	
	Female	0	0	0	0	0	0	0	0	0	0	0	0	0	0	0	0	0	0	0	0	0	0	0	0	0	0	0	0
Disorderly Conduct	Male	0	0	0	0	0	0	0	0	0	1	0	0	2	2	0	0	1	1	0	2	0	0	9	0	0	16	0	
	Female	0	0	0	0	0	0	1	0	0	1	0	1	0	2	1	0	0	0	0	1	0	0	7	0	0	0	0	0
Vagrancy	Male	0	0	0	0	0	0	0	0	0	0	0	0	0	1	0	0	0	0	0	0	0	0	1	0	0	1	0	
	Female	0	0	0	0	0	0	0	0	0	0	0	0	0	0	0	0	0	0	0	0	0	0	0	0	0	0	0	0
All Other Offenses (Except Traffic)	Male	0	0	0	0	0	0	1	0	0	0	1	0	0	1	3	2	1	0	0	2	0	0	11	0	0	20	0	
	Female	0	0	0	0	0	0	0	1	0	1	1	0	0	1	3	1	1	0	0	0	0	0	9	0	0	0	0	0
Suspicion	Male	0	0	0	0	0	0	0	0	0	0	0	0	0	0	0	0	0	0	0	0	0	0	0	0	0	0	0	
	Female	0	0	0	0	0	0	0	0	0	0	0	0	0	0	0	0	0	0	0	0	0	0	0	0	0	0	0	0
Curfew and Loitering Law Violations	Male	0	0	0	0	0	0																	0	0	0	0	0	
	Female	0	0	0	0	0	0																	0	0	0	0	0	0
Runaway	Male	0	0	0	0	0	0																	0	0	0	0	0	0
	Female	0	0	0	0	0	0																	0	0	0	0	0	0
Human Trafficking/Commercial Sex Acts	Male	0	0	0	0	0	0	0	0	0	0	0	0	0	0	0	0	0	0	0	0	0	0	0	0	0	0	0	0
	Female	0	0	0	0	0	0	0	0	0	0	0	0	0	0	0	0	0	0	0	0	0	0	0	0	0	0	0	0
Human Trafficking/Involuntary Servitude	Male	0	0	0	0	0	0	0	0	0	0	0	0	0	0	0	0	0	0	0	0	0	0	0	0	0	0	0	0
	Female	0	0	0	0	0	0	0	0	0	0	0	0	0	0	0	0	0	0	0	0	0	0	0	0	0	0	0	0
SUB TOTAL	Male	0	0	0	0	0	0	7	3	3	3	1	2	3	16	17	14	9	3	5	13	1	2	102					
	Female	0	0	0	0	0	0	1	2	1	2	2	3	1	9	12	1	1	3	2	1	0	0	41					
TOTAL		0	0	0	0	0	0	8	5	4	5	3	5	4	25	29	15	10	6	7	14	1	2	143	2	0	139	1	1



SRS Summary Report

Beginning Date: 01/01/2021

Ending Date: 12/31/2021

Return A

Agency: NOME POLICE DEPARTMENT

Classification of Offenses	Offenses Reported	Unfounded	Actual Offenses	Tot. Offenses Cleared	Clearances Involving Persons Under 18 Yr. of Age
Murder/NonNegligent Homicide(Total)	0	0	0	0	0
Manslaughter by Negligence(Total)	0	0	0	0	0
Rape(Total)	44	0	44	6	0
Rape	44	0	44	6	0
Attempted Rape	0	0	0	0	0
Robbery(Total)	0	0	0	0	0
Robbery - Firearm	0	0	0	0	0
Robbery - Knife or Cutting Instrument	0	0	0	0	0
Robbery - Other Dangerous Weapon	0	0	0	0	0
Robbery - StrongArm(Hands,Fists,Feet,etc)	0	0	0	0	0
Assault(Total)	238	0	238	172	9
Assault - Firearm	2	0	2	1	0
Assault - Knife or Cutting Instrument	3	0	3	2	0
Assault - Other Dangerous Weapon	6	0	6	5	0
Assault - StrongArm(Hands,Fists,Feet,etc)	5	0	5	2	1
Assault - Other(Simple, Not Aggravated)	222	0	222	162	8
Burglary(Total)	9	0	9	2	0
Burglary - Forcible Entry	7	0	7	1	0
Burglary - Unlawful Entry(No Force)	2	0	2	1	0
Burglary - Attempted Forcible Entry	0	0	0	0	0
Larceny(Total) - Theft(Excluding Motor Vehicles)	24	0	24	5	1
Motor Vehicle Theft(Total)	14	0	14	6	0
Motor Vehicle Theft - Autos	11	0	11	5	0
Motor Vehicle Theft - Trucks and Buses	2	0	2	1	0
Motor Vehicle Theft - Other Vehicles	1	0	1	0	0
Grand Total	329	0	329	191	10



SRS Summary Report

Beginning Date: 01/01/2021

Ending Date: 12/31/2021

Supplement Return A

Agency: NOME POLICE DEPARTMENT

Classification of Offenses	Actual Offenses	Value of Property	Type of Property	Stolen	Recovered
MURDER AND NONNEGLIGENT MANSLAUGHTER	0	0	Currency, Notes, Etc.	1,850	0
RAPE	44	0	Jewelry and Precious Metals	1,000	0
ROBBERY - HIGHWAY (streets, alleys, etc.)	0	0	Clothing and Furs	2,851	0
COMMERCIAL HOUSE (except c, d, and f)	0	0	Locally Stolen Motor Vehicles	63,804	63,803
GAS OR SERVICE STATION	0	0	Office Equipment	6,200	0
CONVENIENCE STORE	0	0	Televisions, Radios, Stereos, Etc.	2,400	0
RESIDENCE	0	0	Firearms	0	0
BANK	0	0	Household Goods	250	0
MISCELLANEOUS	0	0	Consumable Goods	2,771	0
TOTAL ROBBERY	0	0	Livestock	1	1
BURGLARY - BREAKING OR ENTERING - RESIDENCE (dwelling) NIGHT (6 p.m. - 6 a.m.)	1	0	Miscellaneous	5,005	1
DAY (6 a.m. - 6 p.m.)	2	1	TOTAL	86,132	63,805
UNKNOWN	0	0			
NON-RESIDENCE (store, office, etc.) NIGHT (6 p.m. - 6 a.m.)	2	500			
DAY (6 a.m. - 6 p.m.)	4	10,900			
UNKNOWN	0	0			
TOTAL BURGLARY	9	11,401			
LARCENY - THEFT (Except Motor Vehicle Theft) - \$200 AND OVER	15	10,751			
\$50 TO \$199	1	100			
UNDER \$50	8	76			
TOTAL LARCENY (Same as Item 6x)	24	10,927			
MOTOR VEHICLE THEFT (Include Alleged Joy Ride)	14	63,804			
GRAND TOTAL - ALL ITEMS		86,132			
ADDITIONAL ANALYSIS OF LARCENY AND MOTOR VEHICLE THEFT - 6x. NATURE OF LARCENIES UNDER ITEM 6 (POCKET-PICKING)	1	1,200			
PURSE-SNATCHING	0	0			
SHOPLIFTING	3	320			
FROM MOTOR VEHICLES (except e)	1	700			
MOTOR VEHICLE PARTS AND ACCESSORIES	0	0			

Grand Totals for 'Property Stolen by Type and Value' and 'Property Stolen by Classification' may not match due to NIBRS conversion specification set by the FBI.



SRS Summary Report

Beginning Date: 01/01/2021

Ending Date: 12/31/2021

Classification of Offenses	Actual Offenses	Value of Property
BICYCLES	3	1,101
FROM BUILDING (except c and h)	8	5,501
FROM ANY COIN-OPERATED MACHINES (parking meters, etc.)	0	0
ALL OTHER	8	2,105
TOTAL LARCENIES (Same as Item 6)	24	10,927
MOTOR VEHICLES RECOVERED (STOLEN LOCALLY AND RECOVERED LOCALLY)	0	
STOLEN LOCALLY AND RECOVERED BY OTHER JURISDICTIONS	0	
TOTAL LOCALLY STOLEN MOTOR VEHICLES RECOVERED	13	
STOLEN IN OTHER JURISDICTIONS AND RECOVERED LOCALLY	0	

Grand Totals for 'Property Stolen by Type and Value' and 'Property Stolen by Classification' may not match due to NIBRS conversion specification set by the FBI.



SRS Summary Report

Beginning Date: 01/01/2021

Ending Date: 12/31/2021

Law Enforcement Officers Killed or Assaulted

Agency: NOME POLICE DEPARTMENT

Police Officers Killed Feloniously	Police Officers Killed Accidentally
0	0

Type of Activity	Total Assaults by Weapon	Firearm	Knife or Other Cutting Instrum.	Other Dangerous Weapon	Hands Fists Feet etc.	Two Man Vehicle	One-Man Vehicle		Detective or Special Assign		Other		Police Assaults Cleared
							Alone	Assisted	Alone	Assisted	Alone	Assisted	
Responding to disturbance call (family quarrels, person with firearm, etc.)	3	0	0	0	3	0	1	0	0	0	0	2	2
Burglaries in progress or pursuing burglary suspects	0	0	0	0	0	0	0	0	0	0	0	0	0
Robberies in progress or pursuing robbery suspects	0	0	0	0	0	0	0	0	0	0	0	0	0
Attempting other arrests	0	0	0	0	0	0	0	0	0	0	0	0	0
Civil disorder (riot, mass disobedience, etc.)	0	0	0	0	0	0	0	0	0	0	0	0	0
Handling, transporting, custody of prisoners	1	0	0	0	1	0	0	1	0	0	0	0	0
Investigating suspicious persons or circumstances	0	0	0	0	0	0	0	0	0	0	0	0	0
Ambush - no warning	0	0	0	0	0	0	0	0	0	0	0	0	0
Handling persons with mental illness	0	0	0	0	0	0	0	0	0	0	0	0	0
Traffic pursuits and stops	0	0	0	0	0	0	0	0	0	0	0	0	0
All other	3	0	0	0	3	0	2	1	0	0	0	0	3
TOTAL	7	0	0	0	7	0	3	2	0	0	0	2	5
Number with personal injury	5	0	0	0	5	0	0	0	0	0	0	0	0



SRS Summary Report

Beginning Date: 01/01/2021

Ending Date: 12/31/2021

Type of Activity	Total Assaults by Weapon	Firearm	Knife or Other Cutting Instrum.	Other Dangerous Weapon	Hands Fists Feet etc.	Two Man Vehicle	One-Man Vehicle		Detective or Special Assign		Other		Police Assaults Cleared
							Alone	Assisted	Alone	Assisted	Alone	Assisted	
Number without personal injury	2	0	0	0	2	0	0	0	0	0	0	0	0

Time of assaults	12:01 - 2:00	2:01 - 4:00	4:01 - 6:00	6:01 - 8:00	8:01 - 10:00	10:01 - 12:00
Time of Assault AM	0	0	0	0	1	0
PM	2	2	0	0	2	0



Arrestee Summary Report

Beginning Date: 01/01/2021

Ending Date: 12/31/2021

Arrests by Age/Sex/Race

Agency: NOME POLICE DEPARTMENT

Offense: All

Classification of Offenses	Sex	Under 10	10-12	13-14	15	16	17	18	19	20	21	22	23	24	25-29	30-34	35-39	40-44	45-49	50-54	55-59	60-64	65 and Over	Total	White	Black	American Indian / Alaskan Native	Asian	Native Hawaiian / Other Pacific Islander
Murder and Nonnegligent Manslaughter	Male	0	0	0	0	0	0	0	0	0	0	0	0	0	0	0	0	0	0	0	0	0	0	0	0	0	0	0	
	Female	0	0	0	0	0	0	0	0	0	0	0	0	0	0	0	0	0	0	0	0	0	0	0	0	0	0	0	0
Manslaughter by Negligence	Male	0	0	0	0	0	0	0	0	0	0	0	0	0	0	0	0	0	0	0	0	0	0	0	0	0	0	0	
	Female	0	0	0	0	0	0	0	0	0	0	0	0	0	0	0	0	0	0	0	0	0	0	0	0	0	0	0	
Rape	Male	0	0	0	0	0	0	0	0	0	0	0	1	0	0	0	1	1	0	0	0	0	0	0	3	0	0	3	0
	Female	0	0	0	0	0	0	0	0	0	0	0	0	0	0	0	0	0	0	0	0	0	0	0	0	0	0	0	
Robbery	Male	0	0	0	0	0	0	0	0	0	0	0	0	0	0	0	0	0	0	0	0	0	0	0	0	0	0	0	
	Female	0	0	0	0	0	0	0	0	0	0	0	0	0	0	0	0	0	0	0	0	0	0	0	0	0	0	0	
Aggravated Assault (Return A - 4a-d)	Male	0	0	0	0	0	1	0	0	0	0	0	0	0	2	3	0	1	0	0	0	0	1	8	0	2	7	0	
	Female	0	0	0	0	0	0	0	0	0	0	0	0	0	0	0	0	1	0	0	0	0	0	1	1	0	0	0	
Burglary - Breaking or Entering	Male	0	0	0	0	0	0	0	0	0	0	0	0	0	0	0	1	0	0	0	0	0	0	1	1	0	0	0	
	Female	0	0	0	0	0	0	0	0	0	0	0	0	0	0	0	0	0	0	0	0	0	0	0	0	0	0	0	
Larceny-Theft (Except Motor Vehicle Theft)	Male	0	0	0	0	0	0	0	0	0	0	0	1	0	0	1	1	0	0	0	0	0	0	0	3	0	0	4	0
	Female	0	0	1	0	0	0	0	0	0	0	0	0	0	0	0	0	0	0	0	0	0	0	1	1	0	0	0	
Motor Vehicle Theft	Male	0	0	0	0	0	0	1	0	1	1	0	0	1	0	0	0	0	0	1	0	0	0	5	1	1	4	0	
	Female	0	0	0	0	0	0	0	1	0	0	0	0	0	0	0	0	0	0	0	0	0	0	1	1	0	0	0	
Other Assaults (Return A - 4e)	Male	0	3	0	2	2	0	1	1	4	0	0	4	1	11	13	23	9	8	2	2	3	1	90	9	0	127	0	
	Female	0	0	1	0	0	1	1	1	1	1	2	3	1	1	11	8	5	4	2	2	0	1	50	0	0	0	0	
Arson	Male	0	0	0	0	0	0	0	0	0	0	0	0	0	0	0	0	0	0	0	0	0	0	0	0	0	0	0	
	Female	0	0	0	0	0	0	0	0	0	0	0	0	0	0	0	0	0	0	0	0	0	0	0	0	0	0	0	
Forgery and Counterfeiting	Male	0	0	0	0	0	0	0	0	0	0	0	0	0	0	0	0	0	0	0	0	0	0	0	0	0	0	0	
	Female	0	0	0	0	0	0	0	0	0	0	0	0	0	0	0	0	0	0	0	0	0	0	0	0	0	0	0	
Fraud	Male	0	0	0	0	0	0	0	0	0	0	0	0	0	0	0	0	0	0	0	0	0	0	0	0	0	0	0	
	Female	0	0	0	0	0	0	0	0	0	0	0	0	0	0	0	0	0	0	0	0	0	0	0	0	0	0	0	
Embezzlement	Male	0	0	0	0	0	0	0	0	0	0	0	0	0	0	0	0	0	0	0	0	0	0	0	0	0	0	0	
	Female	0	0	0	0	0	0	0	0	0	0	0	0	0	0	0	0	0	0	0	0	0	0	0	0	0	0	0	
Stolen Property; Buying, Receiving, Possessing	Male	0	0	0	0	0	0	0	0	0	0	0	0	0	0	0	0	0	0	0	0	0	0	0	0	0	0	0	
	Female	0	0	0	0	0	0	0	0	0	0	0	0	0	0	0	0	0	0	0	0	0	0	0	0	0	0	0	
Vandalism	Male	0	1	0	0	0	0	0	0	0	0	1	0	0	0	1	0	0	0	1	0	0	0	4	0	0	7	0	
	Female	0	0	0	0	0	0	1	0	0	0	0	0	0	0	1	1	0	0	0	0	0	0	3	0	0	0	0	
Weapons; Carrying, Possessing, etc.	Male	0	0	0	0	0	0	0	0	0	0	0	0	0	0	0	0	0	0	1	0	0	0	1	0	0	1	0	
	Female	0	0	0	0	0	0	0	0	0	0	0	0	0	0	0	0	0	0	0	0	0	0	0	0	0	0	0	
Prostitution and Commercialized Vice	Male	0	0	0	0	0	0	0	0	0	0	0	0	0	0	0	0	0	0	0	0	0	0	0	0	0	0	0	
	Female	0	0	0	0	0	0	0	0	0	0	0	0	0	0	0	0	0	0	0	0	0	0	0	0	0	0	0	
Prostitution	Male	0	0	0	0	0	0	0	0	0	0	0	0	0	0	0	0	0	0	0	0	0	0	0	0	0	0	0	
	Female	0	0	0	0	0	0	0	0	0	0	0	0	0	0	0	0	0	0	0	0	0	0	0	0	0	0	0	



Arrestee Summary Report

Beginning Date: 01/01/2021

Ending Date: 12/31/2021

Classification of Offenses	Sex	Under 10	10-12	13-14	15	16	17	18	19	20	21	22	23	24	25-29	30-34	35-39	40-44	45-49	50-54	55-59	60-64	65 and Over	Total	White	Black	American Indian / Alaskan Native	Asian	Native Hawaiian / Other Pacific Islander
Assisting or Promoting Prostitution	Male	0	0	0	0	0	0	0	0	0	0	0	0	0	0	0	0	0	0	0	0	0	0	0	0	0	0	0	
	Female	0	0	0	0	0	0	0	0	0	0	0	0	0	0	0	0	0	0	0	0	0	0	0	0	0	0	0	0
Purchasing Prostitution	Male	0	0	0	0	0	0	0	0	0	0	0	0	0	0	0	0	0	0	0	0	0	0	0	0	0	0	0	
	Female	0	0	0	0	0	0	0	0	0	0	0	0	0	0	0	0	0	0	0	0	0	0	0	0	0	0	0	0
Sex Offenses (Except Rape and Prostitution)	Male	0	0	0	0	0	0	0	0	0	0	0	0	0	0	0	0	0	0	0	0	0	0	0	0	0	0	0	
	Female	0	0	0	0	0	0	0	0	0	0	0	0	0	0	0	0	0	0	0	0	0	0	0	0	0	0	0	0
Drug Abuse Violations - Grand Total	Male	0	0	0	0	0	0	0	0	0	0	0	0	0	0	0	0	0	0	0	0	0	0	0	0	0	0	0	
	Female	0	0	0	0	0	0	0	0	0	0	0	0	0	0	0	0	0	0	0	0	0	0	0	0	0	0	0	0
(1) Sale/Manufacturing - Subtotal	Male	0	0	0	0	0	0	0	0	0	0	0	0	0	0	0	0	0	0	0	0	0	0	0	0	0	0	0	
	Female	0	0	0	0	0	0	0	0	0	0	0	0	0	0	0	0	0	0	0	0	0	0	0	0	0	0	0	0
18a - Opium/Cocaine	Male	0	0	0	0	0	0	0	0	0	0	0	0	0	0	0	0	0	0	0	0	0	0	0	0	0	0	0	
	Female	0	0	0	0	0	0	0	0	0	0	0	0	0	0	0	0	0	0	0	0	0	0	0	0	0	0	0	0
18b - Marijuana	Male	0	0	0	0	0	0	0	0	0	0	0	0	0	0	0	0	0	0	0	0	0	0	0	0	0	0	0	
	Female	0	0	0	0	0	0	0	0	0	0	0	0	0	0	0	0	0	0	0	0	0	0	0	0	0	0	0	0
18c - Synthetic Narcotics - Manufactured Narcotics Which Can Cause True Drug Addiction (Demerol, Methadones)	Male	0	0	0	0	0	0	0	0	0	0	0	0	0	0	0	0	0	0	0	0	0	0	0	0	0	0	0	
	Female	0	0	0	0	0	0	0	0	0	0	0	0	0	0	0	0	0	0	0	0	0	0	0	0	0	0	0	0
18d - Other - Dangerous Nonnarcotic Drugs (Barbiturates, Benzadrine)	Male	0	0	0	0	0	0	0	0	0	0	0	0	0	0	0	0	0	0	0	0	0	0	0	0	0	0	0	
	Female	0	0	0	0	0	0	0	0	0	0	0	0	0	0	0	0	0	0	0	0	0	0	0	0	0	0	0	0
(2) Possession - Subtotal	Male	0	0	0	0	0	0	0	0	0	0	0	0	0	0	0	0	0	0	0	0	0	0	0	0	0	0	0	
	Female	0	0	0	0	0	0	0	0	0	0	0	0	0	0	0	0	0	0	0	0	0	0	0	0	0	0	0	0
18e - Opium or Cocaine and Their Derivatives (Morphine, Heroin, Codeine)	Male	0	0	0	0	0	0	0	0	0	0	0	0	0	0	0	0	0	0	0	0	0	0	0	0	0	0	0	
	Female	0	0	0	0	0	0	0	0	0	0	0	0	0	0	0	0	0	0	0	0	0	0	0	0	0	0	0	0
18f - Marijuana	Male	0	0	0	0	0	0	0	0	0	0	0	0	0	0	0	0	0	0	0	0	0	0	0	0	0	0	0	
	Female	0	0	0	0	0	0	0	0	0	0	0	0	0	0	0	0	0	0	0	0	0	0	0	0	0	0	0	0
18g - Synthetic Narcotics - Manufactured Narcotics Which Can Cause True Drug Addiction (Demerol, Methadones)	Male	0	0	0	0	0	0	0	0	0	0	0	0	0	0	0	0	0	0	0	0	0	0	0	0	0	0	0	
	Female	0	0	0	0	0	0	0	0	0	0	0	0	0	0	0	0	0	0	0	0	0	0	0	0	0	0	0	0
18h - Other - Dangerous Nonnarcotic Drugs	Male	0	0	0	0	0	0	0	0	0	0	0	0	0	0	0	0	0	0	0	0	0	0	0	0	0	0	0	
	Female	0	0	0	0	0	0	0	0	0	0	0	0	0	0	0	0	0	0	0	0	0	0	0	0	0	0	0	0
Gambling - Total	Male	0	0	0	0	0	0	0	0	0	0	0	0	0	0	0	0	0	0	0	0	0	0	0	0	0	0	0	
	Female	0	0	0	0	0	0	0	0	0	0	0	0	0	0	0	0	0	0	0	0	0	0	0	0	0	0	0	0



Arrestee Summary Report

Beginning Date: 01/01/2021

Ending Date: 12/31/2021

Classification of Offenses	Sex	Under 10	10-12	13-14	15	16	17	18	19	20	21	22	23	24	25-29	30-34	35-39	40-44	45-49	50-54	55-59	60-64	65 and Over	Total	White	Black	American Indian / Alaskan Native	Asian	Native Hawaiian / Other Pacific Islander
Bookmaking (Horse and Sport Book)	Male	0	0	0	0	0	0	0	0	0	0	0	0	0	0	0	0	0	0	0	0	0	0	0	0	0	0	0	
	Female	0	0	0	0	0	0	0	0	0	0	0	0	0	0	0	0	0	0	0	0	0	0	0	0	0	0	0	0
Numbers and Lottery	Male	0	0	0	0	0	0	0	0	0	0	0	0	0	0	0	0	0	0	0	0	0	0	0	0	0	0	0	
	Female	0	0	0	0	0	0	0	0	0	0	0	0	0	0	0	0	0	0	0	0	0	0	0	0	0	0	0	0
All Other Gambling	Male	0	0	0	0	0	0	0	0	0	0	0	0	0	0	0	0	0	0	0	0	0	0	0	0	0	0	0	
	Female	0	0	0	0	0	0	0	0	0	0	0	0	0	0	0	0	0	0	0	0	0	0	0	0	0	0	0	
Offenses Against The Family and Children	Male	0	0	0	0	0	0	0	0	0	0	0	0	0	1	0	0	0	0	0	0	0	0	0	1	0	0	0	
	Female	0	0	0	0	0	0	0	0	0	0	0	0	0	0	1	0	0	0	0	0	0	0	0	1	0	0	0	
Driving Under The Influence	Male	0	0	0	0	0	0	1	0	0	0	1	2	0	1	2	3	1	4	2	0	0	2	19	6	1	22	0	
	Female	0	0	0	0	0	0	0	1	0	0	0	0	0	1	1	4	4	0	0	1	0	0	12	0	0	0	0	
Liquor Laws	Male	0	0	0	0	0	0	0	0	0	1	1	0	0	0	0	0	0	0	0	0	0	0	2	0	0	2	0	
	Female	0	0	0	0	0	0	0	0	0	0	0	0	0	0	0	0	0	0	0	0	0	0	0	0	0	0	0	
Drunkenness	Male	0	0	0	0	0	0	0	0	2	0	0	0	0	0	3	7	1	2	1	0	2	0	18	0	0	39	0	
	Female	0	0	0	0	0	0	0	0	0	1	0	3	1	3	4	4	4	0	1	0	1	0	22	0	0	0	0	
Disorderly Conduct	Male	0	0	0	0	0	0	0	0	1	0	0	0	0	2	7	10	1	1	3	3	3	1	32	3	0	38	0	
	Female	0	0	0	0	0	0	0	0	0	1	1	0	0	2	2	6	0	0	0	0	0	1	13	0	0	0	0	
Vagrancy	Male	0	0	0	0	0	0	0	0	0	0	0	0	0	0	0	0	0	0	0	0	0	0	0	0	0	0	0	
	Female	0	0	0	0	0	0	0	0	0	0	0	0	0	0	0	0	0	0	0	0	0	0	0	0	0	0	0	
All Other Offenses (Except Traffic)	Male	0	0	0	0	0	0	0	1	3	2	2	2	2	10	24	35	9	11	7	12	5	4	129	12	2	171	0	
	Female	0	1	0	0	0	0	1	0	1	7	0	1	1	11	8	18	10	4	4	4	2	4	77	0	0	0	0	
Suspicion	Male	0	0	0	0	0	0	0	0	0	0	0	0	0	0	0	0	0	0	0	0	0	0	0	0	0	0	0	
	Female	0	0	0	0	0	0	0	0	0	0	0	0	0	0	0	0	0	0	0	0	0	0	0	0	0	0	0	
Curfew and Loitering Law Violations	Male	0	0	0	0	0	0																	0	0	0	0	0	
	Female	0	0	0	0	0	0																	0	0	0	0	0	
Runaway	Male	0	0	0	0	0	0																	0	0	0	0	0	
	Female	0	0	0	0	0	0																	0	0	0	0	0	
Human Trafficking/Commercial Sex Acts	Male	0	0	0	0	0	0	0	0	0	0	0	0	0	0	0	0	0	0	0	0	0	0	0	0	0	0	0	
	Female	0	0	0	0	0	0	0	0	0	0	0	0	0	0	0	0	0	0	0	0	0	0	0	0	0	0	0	
Human Trafficking/Involuntary Servitude	Male	0	0	0	0	0	0	0	0	0	0	0	0	0	0	0	0	0	0	0	0	0	0	0	0	0	0	0	
	Female	0	0	0	0	0	0	0	0	0	0	0	0	0	0	0	0	0	0	0	0	0	0	0	0	0	0	0	
SUB TOTAL	Male	0	4	0	2	2	1	2	3	10	4	6	10	3	28	54	81	23	26	18	17	13	9	316					
	Female	0	1	2	0	0	1	3	3	2	11	4	5	4	29	27	38	19	6	8	4	4	10	181					
TOTAL		0	5	2	2	2	2	5	6	12	15	10	15	7	57	81	119	42	32	26	21	17	19	497	32	6	426	0	



SRS Summary Report

Beginning Date: 01/01/2021

Ending Date: 12/31/2021

Return of Arson Offenses

Agency: NOME POLICE DEPARTMENT

Property Classification	Offenses Reported	Unfounded	Actual Offenses	Offenses Cleared	Clearances Involving Under 18	Offenses-Uninhabited Structures	Est. Value of Property Damage
A. Single Occupancy Residential: Houses, Townhouses, Duplexes, etc.	0	0	0	0	0	0	0
B. Other Residential: Apartments, Tenements, Flats, Hotels, Motels, Inns, Dormitories, Boarding Houses, etc.	0	0	0	0	0	0	0
C. Storage: Barns, Garages, Warehouses, etc.	0	0	0	0	0	0	0
D. Industrial/Manufacturing	0	0	0	0	0	0	0
E. Other Commercial: Stores, Restaurants, Offices, etc.	0	0	0	0	0	0	0
F. Community/Public: Churches, Jails, Schools, Colleges, Hospitals, etc.	0	0	0	0	0	0	0
G. All Other Structure: Out Buildings, Monuments, Buildings Under Construction, etc.	1	0	1	0	0	0	1
TOTAL STRUCTURE	1	0	1	0	0	0	1
H. Motor Vehicles: Automobiles, Trucks, Buses, Motorcycles, etc.: UCR Definition	0	0	0	0	0	0	0
I. Other Mobile Property: Trailers, Recreational Vehicles, Airplanes, Boats, etc.	0	0	0	0	0	0	0
TOTAL MOBILE	0	0	0	0	0	0	0
J. TOTAL OTHER Crops, Timber, Fences, Signs, etc.	0	0	0	0	0	0	0
GRAND TOTAL	1	0	1	0	0	0	1



SRS Summary Report

Beginning Date: 01/01/2021

Ending Date: 12/31/2021

Return A

Agency: NORTH POLE POLICE DEPARTMENT

Classification of Offenses	Offenses Reported	Unfounded	Actual Offenses	Tot. Offenses Cleared	Clearances Involving Persons Under 18 Yr. of Age
Murder/NonNegligent Homicide(Total)	0	0	0	0	0
Manslaughter by Negligence(Total)	0	0	0	0	0
Rape(Total)	3	0	3	0	0
Rape	2	0	2	0	0
Attempted Rape	1	0	1	0	0
Robbery(Total)	1	0	1	1	0
Robbery - Firearm	0	0	0	0	0
Robbery - Knife or Cutting Instrument	0	0	0	0	0
Robbery - Other Dangerous Weapon	1	0	1	1	0
Robbery - StrongArm(Hands,Fists,Feet,etc)	0	0	0	0	0
Assault(Total)	29	0	29	12	3
Assault - Firearm	4	0	4	2	2
Assault - Knife or Cutting Instrument	2	0	2	1	1
Assault - Other Dangerous Weapon	1	0	1	0	0
Assault - StrongArm(Hands,Fists,Feet,etc)	3	0	3	3	0
Assault - Other(Simple, Not Aggravated)	19	0	19	6	0
Burglary(Total)	2	0	2	0	0
Burglary - Forcible Entry	0	0	0	0	0
Burglary - Unlawful Entry(No Force)	2	0	2	0	0
Burglary - Attempted Forcible Entry	0	0	0	0	0
Larceny(Total) - Theft(Excluding Motor Vehicles)	52	0	52	11	1
Motor Vehicle Theft(Total)	7	0	7	2	0
Motor Vehicle Theft - Autos	5	0	5	2	0
Motor Vehicle Theft - Trucks and Buses	1	0	1	0	0
Motor Vehicle Theft - Other Vehicles	1	0	1	0	0
Grand Total	94	0	94	26	4



SRS Summary Report

Beginning Date: 01/01/2021

Ending Date: 12/31/2021

Supplement Return A

Agency: NORTH POLE POLICE DEPARTMENT

Classification of Offenses	Actual Offenses	Value of Property	Type of Property	Stolen	Recovered
MURDER AND NONNEGLIGENT MANSLAUGHTER	0	0	Currency, Notes, Etc.	11,272	0
RAPE	3	0	Jewelry and Precious Metals	0	0
ROBBERY - HIGHWAY (streets, alleys, etc.)	0	0	Clothing and Furs	583	0
COMMERCIAL HOUSE (except c, d, and f)	0	0	Locally Stolen Motor Vehicles	29,502	29,501
GAS OR SERVICE STATION	0	0	Office Equipment	1,834	174
CONVENIENCE STORE	0	0	Televisions, Radios, Stereos, Etc.	300	0
RESIDENCE	1	6	Firearms	2,100	0
BANK	0	0	Household Goods	5,000	0
MISCELLANEOUS	0	0	Consumable Goods	3,172	436
TOTAL ROBBERY	1	6	Livestock	0	0
BURGLARY - BREAKING OR ENTERING - RESIDENCE (dwelling) NIGHT (6 p.m. - 6 a.m.)	0	0	Miscellaneous	12,405	1,080
DAY (6 a.m. - 6 p.m.)	1	5,000	TOTAL	66,168	31,191
UNKNOWN	0	0			
NON-RESIDENCE (store, office, etc.) NIGHT (6 p.m. - 6 a.m.)	1	100			
DAY (6 a.m. - 6 p.m.)	0	0			
UNKNOWN	0	0			
TOTAL BURGLARY	2	5,100			
LARCENY - THEFT (Except Motor Vehicle Theft) - \$200 AND OVER	25	30,060			
\$50 TO \$199	8	813			
UNDER \$50	19	187			
TOTAL LARCENY (Same as Item 6x)	52	31,060			
MOTOR VEHICLE THEFT (Include Alleged Joy Ride)	7	30,002			
GRAND TOTAL - ALL ITEMS		66,168			
ADDITIONAL ANALYSIS OF LARCENY AND MOTOR VEHICLE THEFT - 6x. NATURE OF LARCENIES UNDER ITEM 6 (POCKET-PICKING)	0	0			
PURSE-SNATCHING	0	0			
SHOPLIFTING	13	1,187			
FROM MOTOR VEHICLES (except e)	5	4,050			
MOTOR VEHICLE PARTS AND ACCESSORIES	5	3,250			

Grand Totals for 'Property Stolen by Type and Value' and 'Property Stolen by Classification' may not match due to NIBRS conversion specification set by the FBI.



SRS Summary Report

Beginning Date: 01/01/2021

Ending Date: 12/31/2021

Classification of Offenses	Actual Offenses	Value of Property
BICYCLES	0	0
FROM BUILDING (except c and h)	6	3,801
FROM ANY COIN-OPERATED MACHINES (parking meters, etc.)	2	96
ALL OTHER	21	18,676
TOTAL LARCENIES (Same as Item 6)	52	31,060
MOTOR VEHICLES RECOVERED (STOLEN LOCALLY AND RECOVERED LOCALLY)	0	
STOLEN LOCALLY AND RECOVERED BY OTHER JURISDICTIONS	0	
TOTAL LOCALLY STOLEN MOTOR VEHICLES RECOVERED	6	
STOLEN IN OTHER JURISDICTIONS AND RECOVERED LOCALLY	0	

Grand Totals for 'Property Stolen by Type and Value' and 'Property Stolen by Classification' may not match due to NIBRS conversion specification set by the FBI.



SRS Summary Report

Beginning Date: 01/01/2021

Ending Date: 12/31/2021

Law Enforcement Officers Killed or Assaulted

Agency: NORTH POLE POLICE DEPARTMENT

Police Officers Killed Feloniously	Police Officers Killed Accidentally
0	0

Type of Activity	Total Assaults by Weapon	Firearm	Knife or Other Cutting Instrum.	Other Dangerous Weapon	Hands Fists Feet etc.	Two Man Vehicle	One-Man Vehicle		Detective or Special Assign		Other		Police Assaults Cleared
							Alone	Assisted	Alone	Assisted	Alone	Assisted	
Responding to disturbance call (family quarrels, person with firearm, etc.)	1	0	0	0	1	0	0	1	0	0	0	0	1
Burglaries in progress or pursuing burglary suspects	0	0	0	0	0	0	0	0	0	0	0	0	0
Robberies in progress or pursuing robbery suspects	0	0	0	0	0	0	0	0	0	0	0	0	0
Attempting other arrests	0	0	0	0	0	0	0	0	0	0	0	0	0
Civil disorder (riot, mass disobedience, etc.)	0	0	0	0	0	0	0	0	0	0	0	0	0
Handling, transporting, custody of prisoners	1	0	0	0	1	0	0	1	0	0	0	0	1
Investigating suspicious persons or circumstances	0	0	0	0	0	0	0	0	0	0	0	0	0
Ambush - no warning	0	0	0	0	0	0	0	0	0	0	0	0	0
Handling persons with mental illness	0	0	0	0	0	0	0	0	0	0	0	0	0
Traffic pursuits and stops	0	0	0	0	0	0	0	0	0	0	0	0	0
All other	0	0	0	0	0	0	0	0	0	0	0	0	0
TOTAL	2	0	0	0	2	0	0	2	0	0	0	0	2
Number with personal injury	2	0	0	0	2	0	0	0	0	0	0	0	0



SRS Summary Report

Beginning Date: 01/01/2021

Ending Date: 12/31/2021

Type of Activity	Total Assaults by Weapon	Firearm	Knife or Other Cutting Instrum.	Other Dangerous Weapon	Hands Fists Feet etc.	Two Man Vehicle	One-Man Vehicle		Detective or Special Assign		Other		Police Assaults Cleared
							Alone	Assisted	Alone	Assisted	Alone	Assisted	
Number without personal injury	0	0	0	0	0	0	0	0	0	0	0	0	0

Time of assaults	12:01 - 2:00	2:01 - 4:00	4:01 - 6:00	6:01 - 8:00	8:01 - 10:00	10:01 - 12:00
Time of Assault AM	2	0	0	0	0	0
PM	0	0	0	0	0	0



Arrestee Summary Report

Beginning Date: 01/01/2021

Ending Date: 12/31/2021

Arrests by Age/Sex/Race

Agency: NORTH POLE POLICE DEPARTMENT

Offense: All

Classification of Offenses	Sex	Under 10	10-12	13-14	15	16	17	18	19	20	21	22	23	24	25-29	30-34	35-39	40-44	45-49	50-54	55-59	60-64	65 and Over	Total	White	Black	American Indian / Alaskan Native	Asian	Native Hawaiian / Other Pacific Islander
Murder and Nonnegligent Manslaughter	Male	0	0	0	0	0	0	0	0	0	0	0	0	0	0	0	0	0	0	0	0	0	0	0	0	0	0	0	
	Female	0	0	0	0	0	0	0	0	0	0	0	0	0	0	0	0	0	0	0	0	0	0	0	0	0	0	0	0
Manslaughter by Negligence	Male	0	0	0	0	0	0	0	0	0	0	0	0	0	0	0	0	0	0	0	0	0	0	0	0	0	0	0	
	Female	0	0	0	0	0	0	0	0	0	0	0	0	0	0	0	0	0	0	0	0	0	0	0	0	0	0	0	
Rape	Male	0	0	0	0	0	0	0	0	0	0	0	0	0	0	0	0	0	0	0	0	0	0	0	0	0	0	0	
	Female	0	0	0	0	0	0	0	0	0	0	0	0	0	0	0	0	0	0	0	0	0	0	0	0	0	0	0	
Robbery	Male	0	0	0	0	0	0	0	0	0	0	0	0	0	0	0	0	0	0	0	0	0	0	0	0	0	0	0	
	Female	0	0	0	0	0	0	0	0	0	0	0	0	0	0	0	0	0	0	0	0	0	0	0	0	0	0	0	
Aggravated Assault (Return A - 4a-d)	Male	0	0	1	0	1	0	0	0	0	0	0	0	0	0	0	2	0	0	0	0	0	1	5	4	0	0	1	0
	Female	0	0	0	0	0	0	0	0	0	0	0	0	0	0	0	0	0	0	0	0	0	0	0	0	0	0	0	
Burglary - Breaking or Entering	Male	0	0	0	0	0	0	0	0	0	0	0	0	0	0	1	0	0	0	0	0	0	0	1	1	0	0	0	
	Female	0	0	0	0	0	0	0	0	0	0	0	0	0	0	0	0	0	0	0	0	0	0	0	0	0	0	0	
Larceny-Theft (Except Motor Vehicle Theft)	Male	0	0	0	0	0	0	0	0	1	0	0	0	0	2	2	0	1	0	0	0	1	0	7	8	1	1	0	
	Female	0	1	0	0	0	0	0	0	0	0	0	0	0	0	0	0	1	0	0	1	0	0	3	0	0	0	0	
Motor Vehicle Theft	Male	0	0	0	0	0	0	0	0	0	0	0	0	0	1	0	0	0	0	0	0	0	0	1	2	0	0	0	
	Female	0	0	0	0	0	0	0	0	0	0	0	0	1	0	0	0	0	0	0	0	0	0	1	0	0	0	0	
Other Assaults (Return A - 4e)	Male	0	0	0	0	0	0	0	0	0	0	0	0	0	0	0	0	0	0	0	1	0	0	1	2	1	0	0	
	Female	0	0	0	0	0	0	0	1	0	0	0	0	0	0	0	0	1	0	0	0	0	0	2	0	0	0	0	
Arson	Male	0	0	0	0	0	0	0	0	0	0	0	0	0	0	0	0	0	0	0	0	0	0	0	0	0	0	0	
	Female	0	0	0	0	0	0	0	0	0	0	0	0	0	0	0	0	0	0	0	0	0	0	0	0	0	0	0	
Forgery and Counterfeiting	Male	0	0	0	0	0	0	0	0	0	0	0	0	0	0	0	0	0	0	0	0	0	0	0	0	0	0	0	
	Female	0	0	0	0	0	0	0	0	0	0	0	0	0	0	0	0	0	0	0	0	0	0	0	0	0	0	0	
Fraud	Male	0	0	0	0	0	0	0	0	0	0	0	0	0	0	0	0	0	0	0	0	0	0	0	0	0	0	0	
	Female	0	0	0	0	0	0	0	0	0	0	0	0	0	0	0	0	0	0	0	0	0	0	0	0	0	0	0	
Embezzlement	Male	0	0	0	0	0	0	0	0	0	0	0	0	0	0	0	0	0	0	0	0	0	0	0	0	0	0	0	
	Female	0	0	0	0	0	0	0	0	0	0	0	0	0	0	0	0	0	0	0	0	0	0	0	0	0	0	0	
Stolen Property; Buying, Receiving, Possessing	Male	0	0	0	0	0	0	0	0	0	0	0	0	0	0	0	0	0	0	0	0	0	0	0	0	0	0	0	
	Female	0	0	0	0	0	0	0	0	0	0	0	0	0	0	0	0	0	0	0	0	0	0	0	0	0	0	0	
Vandalism	Male	0	0	0	0	0	0	0	0	0	0	0	0	0	0	0	0	0	0	0	0	0	0	0	0	1	0	0	
	Female	0	0	0	0	0	0	0	0	0	0	0	0	0	0	1	0	0	0	0	0	0	0	1	0	0	0	0	
Weapons; Carrying, Possessing, etc.	Male	0	0	0	0	0	0	0	0	0	0	0	0	0	0	1	0	2	0	0	0	0	0	3	3	0	0	0	
	Female	0	0	0	0	0	0	0	0	0	0	0	0	0	0	0	0	0	0	0	0	0	0	0	0	0	0	0	
Prostitution and Commercialized Vice	Male	0	0	0	0	0	0	0	0	0	0	0	0	0	0	0	0	0	0	0	0	0	0	0	0	0	0	0	
	Female	0	0	0	0	0	0	0	0	0	0	0	0	0	0	0	0	0	0	0	0	0	0	0	0	0	0	0	
Prostitution	Male	0	0	0	0	0	0	0	0	0	0	0	0	0	0	0	0	0	0	0	0	0	0	0	0	0	0	0	
	Female	0	0	0	0	0	0	0	0	0	0	0	0	0	0	0	0	0	0	0	0	0	0	0	0	0	0	0	



Arrestee Summary Report

Beginning Date: 01/01/2021

Ending Date: 12/31/2021

Classification of Offenses	Sex	Under 10	10-12	13-14	15	16	17	18	19	20	21	22	23	24	25-29	30-34	35-39	40-44	45-49	50-54	55-59	60-64	65 and Over	Total	White	Black	American Indian / Alaskan Native	Asian	Native Hawaiian / Other Pacific Islander
Assisting or Promoting Prostitution	Male	0	0	0	0	0	0	0	0	0	0	0	0	0	0	0	0	0	0	0	0	0	0	0	0	0	0	0	
	Female	0	0	0	0	0	0	0	0	0	0	0	0	0	0	0	0	0	0	0	0	0	0	0	0	0	0	0	0
Purchasing Prostitution	Male	0	0	0	0	0	0	0	0	0	0	0	0	0	0	0	0	0	0	0	0	0	0	0	0	0	0	0	
	Female	0	0	0	0	0	0	0	0	0	0	0	0	0	0	0	0	0	0	0	0	0	0	0	0	0	0	0	0
Sex Offenses (Except Rape and Prostitution)	Male	0	0	0	0	0	0	0	0	0	0	0	0	0	0	0	0	0	0	0	0	0	1	1	1	1	0	0	
	Female	0	0	0	0	0	0	0	0	0	0	0	0	0	0	0	0	0	0	0	0	0	0	0	0	0	0	0	
Drug Abuse Violations - Grand Total	Male	0	0	0	0	0	0	0	0	0	0	0	0	0	0	0	0	0	0	0	0	0	0	0	0	1	0	0	
	Female	0	0	0	1	0	0	0	0	0	0	0	0	0	0	0	0	0	0	0	0	0	0	0	1	0	0	0	
(1) Sale/Manufacturing - Subtotal	Male	0	0	0	0	0	0	0	0	0	0	0	0	0	0	0	0	0	0	0	0	0	0	0	0	0	0	0	
	Female	0	0	0	0	0	0	0	0	0	0	0	0	0	0	0	0	0	0	0	0	0	0	0	0	0	0	0	
18a - Opium/Cocaine	Male	0	0	0	0	0	0	0	0	0	0	0	0	0	0	0	0	0	0	0	0	0	0	0	0	0	0	0	
	Female	0	0	0	0	0	0	0	0	0	0	0	0	0	0	0	0	0	0	0	0	0	0	0	0	0	0	0	
18b - Marijuana	Male	0	0	0	0	0	0	0	0	0	0	0	0	0	0	0	0	0	0	0	0	0	0	0	0	0	0	0	
	Female	0	0	0	0	0	0	0	0	0	0	0	0	0	0	0	0	0	0	0	0	0	0	0	0	0	0	0	
18c - Synthetic Narcotics - Manufactured Narcotics Which Can Cause True Drug Addiction (Demerol, Methadones)	Male	0	0	0	0	0	0	0	0	0	0	0	0	0	0	0	0	0	0	0	0	0	0	0	0	0	0	0	
	Female	0	0	0	0	0	0	0	0	0	0	0	0	0	0	0	0	0	0	0	0	0	0	0	0	0	0	0	
18d - Other - Dangerous Nonnarcotic Drugs (Barbiturates, Benzadrine)	Male	0	0	0	0	0	0	0	0	0	0	0	0	0	0	0	0	0	0	0	0	0	0	0	0	0	0	0	
	Female	0	0	0	0	0	0	0	0	0	0	0	0	0	0	0	0	0	0	0	0	0	0	0	0	0	0	0	
(2) Possession - Subtotal	Male	0	0	0	0	0	0	0	0	0	0	0	0	0	0	0	0	0	0	0	0	0	0	0	0	1	0	0	
	Female	0	0	0	1	0	0	0	0	0	0	0	0	0	0	0	0	0	0	0	0	0	0	0	1	0	0	0	
18e - Opium or Cocaine and Their Derivatives (Morphine, Heroin, Codeine)	Male	0	0	0	0	0	0	0	0	0	0	0	0	0	0	0	0	0	0	0	0	0	0	0	0	0	0	0	
	Female	0	0	0	0	0	0	0	0	0	0	0	0	0	0	0	0	0	0	0	0	0	0	0	0	0	0	0	
18f - Marijuana	Male	0	0	0	0	0	0	0	0	0	0	0	0	0	0	0	0	0	0	0	0	0	0	0	0	1	0	0	
	Female	0	0	0	1	0	0	0	0	0	0	0	0	0	0	0	0	0	0	0	0	0	0	0	1	0	0	0	
18g - Synthetic Narcotics - Manufactured Narcotics Which Can Cause True Drug Addiction (Demerol, Methadones)	Male	0	0	0	0	0	0	0	0	0	0	0	0	0	0	0	0	0	0	0	0	0	0	0	0	0	0	0	
	Female	0	0	0	0	0	0	0	0	0	0	0	0	0	0	0	0	0	0	0	0	0	0	0	0	0	0	0	
18h - Other - Dangerous Nonnarcotic Drugs	Male	0	0	0	0	0	0	0	0	0	0	0	0	0	0	0	0	0	0	0	0	0	0	0	0	0	0	0	
	Female	0	0	0	0	0	0	0	0	0	0	0	0	0	0	0	0	0	0	0	0	0	0	0	0	0	0	0	
Gambling - Total	Male	0	0	0	0	0	0	0	0	0	0	0	0	0	0	0	0	0	0	0	0	0	0	0	0	0	0	0	
	Female	0	0	0	0	0	0	0	0	0	0	0	0	0	0	0	0	0	0	0	0	0	0	0	0	0	0	0	



Arrestee Summary Report

Beginning Date: 01/01/2021

Ending Date: 12/31/2021

Classification of Offenses	Sex	Under 10	10-12	13-14	15	16	17	18	19	20	21	22	23	24	25-29	30-34	35-39	40-44	45-49	50-54	55-59	60-64	65 and Over	Total	White	Black	American Indian / Alaskan Native	Asian	Native Hawaiian / Other Pacific Islander
Bookmaking (Horse and Sport Book)	Male	0	0	0	0	0	0	0	0	0	0	0	0	0	0	0	0	0	0	0	0	0	0	0	0	0	0	0	
	Female	0	0	0	0	0	0	0	0	0	0	0	0	0	0	0	0	0	0	0	0	0	0	0	0	0	0	0	0
Numbers and Lottery	Male	0	0	0	0	0	0	0	0	0	0	0	0	0	0	0	0	0	0	0	0	0	0	0	0	0	0	0	
	Female	0	0	0	0	0	0	0	0	0	0	0	0	0	0	0	0	0	0	0	0	0	0	0	0	0	0	0	0
All Other Gambling	Male	0	0	0	0	0	0	0	0	0	0	0	0	0	0	0	0	0	0	0	0	0	0	0	0	0	0	0	
	Female	0	0	0	0	0	0	0	0	0	0	0	0	0	0	0	0	0	0	0	0	0	0	0	0	0	0	0	
Offenses Against The Family and Children	Male	0	0	0	0	0	0	0	0	0	0	0	0	0	0	0	0	0	0	0	0	0	0	0	0	0	0	0	
	Female	0	0	0	0	0	0	0	0	0	0	0	0	0	0	0	0	0	0	0	0	0	0	0	0	0	0	0	
Driving Under The Influence	Male	0	0	0	0	0	0	0	0	1	1	0	2	0	6	6	1	1	0	1	0	0	1	20	19	1	4	0	
	Female	0	0	0	0	0	0	1	0	0	0	1	0	0	1	0	0	0	1	0	0	0	0	4	0	0	0	0	
Liquor Laws	Male	0	0	0	0	0	0	0	0	0	0	0	0	0	0	0	0	0	0	0	0	0	0	0	0	0	0	0	
	Female	0	0	0	0	0	0	0	0	0	0	0	0	0	0	0	0	0	0	0	0	0	0	0	0	0	0	0	
Drunkenness	Male	0	0	0	0	0	0	0	0	0	0	0	0	0	0	0	0	0	0	0	0	0	0	0	0	0	0	0	
	Female	0	0	0	0	0	0	0	0	0	0	0	0	0	0	0	0	0	0	0	0	0	0	0	0	0	0	0	
Disorderly Conduct	Male	0	0	0	0	0	0	0	0	0	0	0	0	0	0	0	0	0	0	0	0	0	0	0	0	0	0	0	
	Female	0	0	0	0	0	0	0	0	0	0	0	0	0	0	0	0	0	0	0	0	0	0	0	0	0	0	0	
Vagrancy	Male	0	0	0	0	0	0	0	0	0	0	0	0	0	0	0	0	0	0	0	0	0	0	0	0	0	0	0	
	Female	0	0	0	0	0	0	0	0	0	0	0	0	0	0	0	0	0	0	0	0	0	0	0	0	0	0	0	
All Other Offenses (Except Traffic)	Male	0	0	1	0	0	0	0	2	0	1	0	0	0	1	2	2	1	2	1	1	0	1	15	12	1	2	0	
	Female	0	0	0	0	0	0	0	0	0	0	0	0	0	0	0	0	0	0	0	0	0	0	0	0	0	0	0	
Suspicion	Male	0	0	0	0	0	0	0	0	0	0	0	0	0	0	0	0	0	0	0	0	0	0	0	0	0	0	0	
	Female	0	0	0	0	0	0	0	0	0	0	0	0	0	0	0	0	0	0	0	0	0	0	0	0	0	0	0	
Curfew and Loitering Law Violations	Male	0	0	0	0	0	0																	0	0	0	0	0	
	Female	0	0	0	0	0	0																	0	0	0	0	0	
Runaway	Male	0	0	0	0	0	0																	0	0	0	0	0	
	Female	0	0	0	0	0	0																	0	0	0	0	0	
Human Trafficking/Commercial Sex Acts	Male	0	0	0	0	0	0	0	0	0	0	0	0	0	0	0	0	0	0	0	0	0	0	0	0	0	0	0	
	Female	0	0	0	0	0	0	0	0	0	0	0	0	0	0	0	0	0	0	0	0	0	0	0	0	0	0	0	
Human Trafficking/Involuntary Servitude	Male	0	0	0	0	0	0	0	0	0	0	0	0	0	0	0	0	0	0	0	0	0	0	0	0	0	0	0	
	Female	0	0	0	0	0	0	0	0	0	0	0	0	0	0	0	0	0	0	0	0	0	0	0	0	0	0	0	
SUB TOTAL	Male	0	0	2	0	1	0	0	2	2	2	0	2	0	10	12	5	5	2	2	2	1	4	54					
	Female	0	1	0	1	0	0	1	1	0	0	1	0	1	1	1	0	2	1	0	1	0	0	12					
TOTAL		0	1	2	1	1	0	1	3	2	2	1	2	1	11	13	5	7	3	2	3	1	4	66	54	4	7	1	0



SRS Summary Report

Beginning Date: 01/01/2021

Ending Date: 12/31/2021

Return A

Agency: NORTH SLOPE BUROUGH POLICE DEPARTMENT

Classification of Offenses	Offenses Reported	Unfounded	Actual Offenses	Tot. Offenses Cleared	Clearances Involving Persons Under 18 Yr. of Age
Murder/NonNegligent Homicide(Total)	2	0	2	2	0
Manslaughter by Negligence(Total)	0	0	0	0	0
Rape(Total)	31	0	31	1	0
Rape	29	0	29	1	0
Attempted Rape	2	0	2	0	0
Robbery(Total)	1	0	1	0	0
Robbery - Firearm	0	0	0	0	0
Robbery - Knife or Cutting Instrument	0	0	0	0	0
Robbery - Other Dangerous Weapon	0	0	0	0	0
Robbery - StrongArm(Hands,Fists,Feet,etc)	1	0	1	0	0
Assault(Total)	228	0	228	129	17
Assault - Firearm	22	0	22	16	12
Assault - Knife or Cutting Instrument	14	0	14	12	0
Assault - Other Dangerous Weapon	13	0	13	3	0
Assault - StrongArm(Hands,Fists,Feet,etc)	9	0	9	1	1
Assault - Other(Simple, Not Aggravated)	170	0	170	97	4
Burglary(Total)	13	0	13	3	1
Burglary - Forcible Entry	6	0	6	1	0
Burglary - Unlawful Entry(No Force)	7	0	7	2	1
Burglary - Attempted Forcible Entry	0	0	0	0	0
Larceny(Total) - Theft(Excluding Motor Vehicles)	30	0	30	4	2
Motor Vehicle Theft(Total)	15	0	15	8	1
Motor Vehicle Theft - Autos	7	0	7	5	0
Motor Vehicle Theft - Trucks and Buses	6	0	6	3	1
Motor Vehicle Theft - Other Vehicles	2	0	2	0	0
Grand Total	320	0	320	147	21



SRS Summary Report

Beginning Date: 01/01/2021

Ending Date: 12/31/2021

Supplement Return A

Agency: NORTH SLOPE BUROUGH POLICE DEPARTMENT

Classification of Offenses	Actual Offenses	Value of Property	Type of Property	Stolen	Recovered
MURDER AND NONNEGLIGENT MANSLAUGHTER	2	0	Currency, Notes, Etc.	35,385	0
RAPE	31	0	Jewelry and Precious Metals	567	0
ROBBERY - HIGHWAY (streets, alleys, etc.)	0	0	Clothing and Furs	700	0
COMMERCIAL HOUSE (except c, d, and f)	0	0	Locally Stolen Motor Vehicles	211,204	0
GAS OR SERVICE STATION	0	0	Office Equipment	1,900	800
CONVENIENCE STORE	1	20	Televisions, Radios, Stereos, Etc.	510	0
RESIDENCE	0	0	Firearms	500	0
BANK	0	0	Household Goods	22	0
MISCELLANEOUS	0	0	Consumable Goods	2,403	0
TOTAL ROBBERY	1	20	Livestock	0	0
BURGLARY - BREAKING OR ENTERING - RESIDENCE (dwelling) NIGHT (6 p.m. - 6 a.m.)	6	1,729	Miscellaneous	13,318	0
DAY (6 a.m. - 6 p.m.)	4	100	TOTAL	266,509	800
UNKNOWN	0	0			
NON-RESIDENCE (store, office, etc.) NIGHT (6 p.m. - 6 a.m.)	3	1,076			
DAY (6 a.m. - 6 p.m.)	0	0			
UNKNOWN	0	0			
TOTAL BURGLARY	13	2,905			
LARCENY - THEFT (Except Motor Vehicle Theft) - \$200 AND OVER	18	52,000			
\$50 TO \$199	3	263			
UNDER \$50	9	119			
TOTAL LARCENY (Same as Item 6x)	30	52,382			
MOTOR VEHICLE THEFT (Include Alleged Joy Ride)	15	211,202			
GRAND TOTAL - ALL ITEMS		266,509			
ADDITIONAL ANALYSIS OF LARCENY AND MOTOR VEHICLE THEFT - 6x. NATURE OF LARCENIES UNDER ITEM 6 (POCKET-PICKING)	0	0			
PURSE-SNATCHING	0	0			
SHOPLIFTING	5	1,793			
FROM MOTOR VEHICLES (except e)	3	2,066			
MOTOR VEHICLE PARTS AND ACCESSORIES	3	4,600			

Grand Totals for 'Property Stolen by Type and Value' and 'Property Stolen by Classification' may not match due to NIBRS conversion specification set by the FBI.



SRS Summary Report

Beginning Date: 01/01/2021

Ending Date: 12/31/2021

Classification of Offenses	Actual Offenses	Value of Property
BICYCLES	1	2,200
FROM BUILDING (except c and h)	7	5,520
FROM ANY COIN-OPERATED MACHINES (parking meters, etc.)	1	0
ALL OTHER	10	36,203
TOTAL LARCENIES (Same as Item 6)	30	52,382
MOTOR VEHICLES RECOVERED (STOLEN LOCALLY AND RECOVERED LOCALLY)	0	
STOLEN LOCALLY AND RECOVERED BY OTHER JURISDICTIONS	0	
TOTAL LOCALLY STOLEN MOTOR VEHICLES RECOVERED	0	
STOLEN IN OTHER JURISDICTIONS AND RECOVERED LOCALLY	0	

Grand Totals for 'Property Stolen by Type and Value' and 'Property Stolen by Classification' may not match due to NIBRS conversion specification set by the FBI.



SRS Summary Report

Beginning Date: 01/01/2021

Ending Date: 12/31/2021

Law Enforcement Officers Killed or Assaulted

Agency: NORTH SLOPE BUROUGH POLICE DEPARTMENT

Police Officers Killed Feloniously	Police Officers Killed Accidentally
0	0

Type of Activity	Total Assaults by Weapon	Firearm	Knife or Other Cutting Instrum.	Other Dangerous Weapon	Hands Fists Feet etc.	Two Man Vehicle	One-Man Vehicle		Detective or Special Assign		Other		Police Assaults Cleared
							Alone	Assisted	Alone	Assisted	Alone	Assisted	
Responding to disturbance call (family quarrels, person with firearm, etc.)	4	0	1	0	3	2	2	0	0	0	0	0	4
Burglaries in progress or pursuing burglary suspects	0	0	0	0	0	0	0	0	0	0	0	0	0
Robberies in progress or pursuing robbery suspects	0	0	0	0	0	0	0	0	0	0	0	0	0
Attempting other arrests	0	0	0	0	0	0	0	0	0	0	0	0	0
Civil disorder (riot, mass disobedience, etc.)	0	0	0	0	0	0	0	0	0	0	0	0	0
Handling, transporting, custody of prisoners	1	0	0	0	1	0	1	0	0	0	0	0	1
Investigating suspicious persons or circumstances	0	0	0	0	0	0	0	0	0	0	0	0	0
Ambush - no warning	0	0	0	0	0	0	0	0	0	0	0	0	0
Handling persons with mental illness	0	0	0	0	0	0	0	0	0	0	0	0	0
Traffic pursuits and stops	1	0	0	1	0	0	1	0	0	0	0	0	1
All other	0	0	0	0	0	0	0	0	0	0	0	0	0
TOTAL	6	0	1	1	4	2	4	0	0	0	0	0	6
Number with personal injury	3	0	1	0	2	0	0	0	0	0	0	0	0



SRS Summary Report

Beginning Date: 01/01/2021

Ending Date: 12/31/2021

Type of Activity	Total Assaults by Weapon	Firearm	Knife or Other Cutting Instrum.	Other Dangerous Weapon	Hands Fists Feet etc.	Two Man Vehicle	One-Man Vehicle		Detective or Special Assign		Other		Police Assaults Cleared
							Alone	Assisted	Alone	Assisted	Alone	Assisted	
Number without personal injury	3	0	0	1	2	0	0	0	0	0	0	0	0

Time of assaults	12:01 - 2:00	2:01 - 4:00	4:01 - 6:00	6:01 - 8:00	8:01 - 10:00	10:01 - 12:00
Time of Assault AM	1	1	0	0	0	0
PM	3	1	0	0	0	0



Arrestee Summary Report

Beginning Date: 01/01/2021

Ending Date: 12/31/2021

Arrests by Age/Sex/Race

Agency: NORTH SLOPE BUROUGH POLICE DEPARTMENT

Offense: All

Classification of Offenses	Sex	Under 10	10-12	13-14	15	16	17	18	19	20	21	22	23	24	25-29	30-34	35-39	40-44	45-49	50-54	55-59	60-64	65 and Over	Total	White	Black	American Indian / Alaskan Native	Asian	Native Hawaiian / Other Pacific Islander	
Murder and Nonnegligent Manslaughter	Male	0	0	0	0	0	0	0	0	0	0	0	0	0	0	0	1	0	0	0	0	0	0	1	0	0	1	0	0	
	Female	0	0	0	0	0	0	0	0	0	0	0	0	0	0	0	0	0	0	0	0	0	0	0	0	0	0	0	0	0
Manslaughter by Negligence	Male	0	0	0	0	0	0	0	0	0	0	0	0	0	0	0	0	1	0	0	0	0	0	0	1	0	0	1	0	0
	Female	0	0	0	0	0	0	0	0	0	0	0	0	0	0	0	0	0	0	0	0	0	0	0	0	0	0	0	0	0
Rape	Male	0	0	0	0	0	0	0	1	0	0	0	0	0	0	0	0	0	0	0	0	0	0	0	1	0	0	1	0	0
	Female	0	0	0	0	0	0	0	0	0	0	0	0	0	0	0	0	0	0	0	0	0	0	0	0	0	0	0	0	0
Robbery	Male	0	0	0	0	0	0	0	0	0	0	0	0	0	0	0	0	0	0	0	0	0	0	0	0	0	0	0	0	0
	Female	0	0	0	0	0	0	0	0	0	0	0	0	0	0	0	0	0	0	0	0	0	0	0	0	0	0	0	0	0
Aggravated Assault (Return A - 4a-d)	Male	0	0	0	2	0	0	1	0	0	0	0	0	1	3	2	4	0	1	1	1	1	1	18	0	0	23	2	0	
	Female	0	0	0	0	0	0	1	0	2	0	0	0	0	2	1	0	1	0	0	0	0	0	7	0	0	0	0	0	
Burglary - Breaking or Entering	Male	0	0	0	0	0	0	0	0	0	0	0	0	0	0	0	0	0	0	0	0	0	0	0	0	0	0	0	0	
	Female	0	0	0	0	0	0	0	0	0	0	0	0	0	0	0	0	0	0	0	0	0	0	0	0	0	0	0	0	0
Larceny-Theft (Except Motor Vehicle Theft)	Male	0	0	0	2	0	0	0	0	0	1	0	0	0	0	0	0	0	0	0	0	0	0	3	0	0	4	0	0	
	Female	0	0	0	0	0	0	1	0	0	0	0	0	0	0	0	0	0	0	0	0	0	0	1	0	0	0	0	0	
Motor Vehicle Theft	Male	0	0	0	0	0	0	0	0	0	1	0	1	0	0	0	0	0	0	0	0	0	0	2	0	0	7	0	0	
	Female	0	0	1	0	0	0	0	0	0	0	1	0	0	2	0	1	0	0	0	0	0	0	5	0	0	0	0	0	
Other Assaults (Return A - 4e)	Male	0	0	0	0	0	0	2	0	3	1	0	1	1	8	13	10	2	2	3	1	0	1	48	0	1	69	2	0	
	Female	0	0	1	0	0	0	0	2	1	0	0	3	0	3	6	3	2	2	0	0	1	0	24	0	0	0	0	0	
Arson	Male	0	0	0	0	0	0	0	0	0	0	0	0	0	0	0	1	0	0	0	0	0	0	1	0	0	1	0	0	
	Female	0	0	0	0	0	0	0	0	0	0	0	0	0	0	0	0	0	0	0	0	0	0	0	0	0	0	0	0	
Forgery and Counterfeiting	Male	0	0	0	0	0	0	0	0	0	0	0	0	0	0	0	0	0	0	0	0	0	0	0	0	0	1	0	0	
	Female	0	0	1	0	0	0	0	0	0	0	0	0	0	0	0	0	0	0	0	0	0	0	1	0	0	0	0	0	
Fraud	Male	0	0	0	0	0	0	0	0	0	0	0	0	0	0	0	0	0	0	0	0	0	0	0	0	0	0	0	0	
	Female	0	0	0	0	0	0	0	0	0	0	0	0	0	0	0	0	0	0	0	0	0	0	0	0	0	0	0	0	
Embezzlement	Male	0	0	0	0	0	0	0	0	0	0	0	0	0	0	0	0	0	0	0	0	0	0	0	0	0	0	0	0	
	Female	0	0	0	0	0	0	0	0	0	0	0	0	0	0	0	0	0	0	0	0	0	0	0	0	0	0	0	0	
Stolen Property; Buying, Receiving, Possessing	Male	0	0	0	0	0	0	0	0	0	0	0	0	0	0	0	0	0	0	0	0	0	0	0	0	0	0	0	0	
	Female	0	0	0	0	0	0	0	0	0	0	0	0	0	0	0	0	0	0	0	0	0	0	0	0	0	0	0	0	
Vandalism	Male	0	0	0	0	0	0	2	1	0	0	0	1	1	3	0	0	1	0	0	0	0	0	9	0	0	21	0	0	
	Female	0	0	2	0	0	0	0	2	1	0	0	0	0	2	1	2	2	0	0	0	0	0	12	0	0	0	0	0	
Weapons; Carrying, Possessing, etc.	Male	0	0	0	1	0	0	0	0	0	0	0	0	0	2	1	0	0	0	0	0	0	0	4	0	0	4	0	0	
	Female	0	0	0	0	0	0	0	0	0	0	0	0	0	0	0	0	0	0	0	0	0	0	0	0	0	0	0	0	
Prostitution and Commercialized Vice	Male	0	0	0	0	0	0	0	0	0	0	0	0	0	0	0	0	0	0	0	0	0	0	0	0	0	0	0	0	
	Female	0	0	0	0	0	0	0	0	0	0	0	0	0	0	0	0	0	0	0	0	0	0	0	0	0	0	0	0	
Prostitution	Male	0	0	0	0	0	0	0	0	0	0	0	0	0	0	0	0	0	0	0	0	0	0	0	0	0	0	0	0	
	Female	0	0	0	0	0	0	0	0	0	0	0	0	0	0	0	0	0	0	0	0	0	0	0	0	0	0	0	0	



Arrestee Summary Report

Beginning Date: 01/01/2021

Ending Date: 12/31/2021

Classification of Offenses	Sex	Under 10	10-12	13-14	15	16	17	18	19	20	21	22	23	24	25-29	30-34	35-39	40-44	45-49	50-54	55-59	60-64	65 and Over	Total	White	Black	American Indian / Alaskan Native	Asian	Native Hawaiian / Other Pacific Islander	
Assisting or Promoting Prostitution	Male	0	0	0	0	0	0	0	0	0	0	0	0	0	0	0	0	0	0	0	0	0	0	0	0	0	0	0		
	Female	0	0	0	0	0	0	0	0	0	0	0	0	0	0	0	0	0	0	0	0	0	0	0	0	0	0	0	0	
Purchasing Prostitution	Male	0	0	0	0	0	0	0	0	0	0	0	0	0	0	0	0	0	0	0	0	0	0	0	0	0	0	0		
	Female	0	0	0	0	0	0	0	0	0	0	0	0	0	0	0	0	0	0	0	0	0	0	0	0	0	0	0	0	
Sex Offenses (Except Rape and Prostitution)	Male	0	0	0	0	0	0	0	0	0	0	0	0	0	0	0	0	0	0	0	0	0	0	0	0	0	0	0		
	Female	0	0	0	0	0	0	0	0	0	0	0	0	0	0	0	0	0	0	0	0	0	0	0	0	0	0	0	0	
Drug Abuse Violations - Grand Total	Male	0	0	0	0	0	0	0	0	0	0	0	0	1	0	0	1	0	0	0	0	0	0	0	2	0	0	2	0	
	Female	0	0	0	0	0	0	0	0	0	0	0	0	0	0	0	0	0	0	0	0	0	0	0	0	0	0	0	0	
(1) Sale/Manufacturing - Subtotal	Male	0	0	0	0	0	0	0	0	0	0	0	0	0	0	0	0	0	0	0	0	0	0	0	0	0	0	0	0	
	Female	0	0	0	0	0	0	0	0	0	0	0	0	0	0	0	0	0	0	0	0	0	0	0	0	0	0	0	0	
18a - Opium/Cocaine	Male	0	0	0	0	0	0	0	0	0	0	0	0	0	0	0	0	0	0	0	0	0	0	0	0	0	0	0	0	
	Female	0	0	0	0	0	0	0	0	0	0	0	0	0	0	0	0	0	0	0	0	0	0	0	0	0	0	0	0	
18b - Marijuana	Male	0	0	0	0	0	0	0	0	0	0	0	0	0	0	0	0	0	0	0	0	0	0	0	0	0	0	0	0	
	Female	0	0	0	0	0	0	0	0	0	0	0	0	0	0	0	0	0	0	0	0	0	0	0	0	0	0	0	0	
18c - Synthetic Narcotics - Manufactured Narcotics Which Can Cause True Drug Addiction (Demerol, Methadones)	Male	0	0	0	0	0	0	0	0	0	0	0	0	0	0	0	0	0	0	0	0	0	0	0	0	0	0	0	0	
	Female	0	0	0	0	0	0	0	0	0	0	0	0	0	0	0	0	0	0	0	0	0	0	0	0	0	0	0	0	
18d - Other - Dangerous Nonnarcotic Drugs (Barbiturates, Benzadrine)	Male	0	0	0	0	0	0	0	0	0	0	0	0	0	0	0	0	0	0	0	0	0	0	0	0	0	0	0	0	
	Female	0	0	0	0	0	0	0	0	0	0	0	0	0	0	0	0	0	0	0	0	0	0	0	0	0	0	0	0	
(2) Possession - Subtotal	Male	0	0	0	0	0	0	0	0	0	0	0	0	1	0	0	1	0	0	0	0	0	0	0	2	0	0	2	0	0
	Female	0	0	0	0	0	0	0	0	0	0	0	0	0	0	0	0	0	0	0	0	0	0	0	0	0	0	0	0	
18e - Opium or Cocaine and Their Derivatives (Morphine, Heroin, Codeine)	Male	0	0	0	0	0	0	0	0	0	0	0	0	0	0	0	0	0	0	0	0	0	0	0	0	0	0	0	0	
	Female	0	0	0	0	0	0	0	0	0	0	0	0	0	0	0	0	0	0	0	0	0	0	0	0	0	0	0	0	
18f - Marijuana	Male	0	0	0	0	0	0	0	0	0	0	0	0	0	0	0	1	0	0	0	0	0	0	0	1	0	0	1	0	0
	Female	0	0	0	0	0	0	0	0	0	0	0	0	0	0	0	0	0	0	0	0	0	0	0	0	0	0	0	0	
18g - Synthetic Narcotics - Manufactured Narcotics Which Can Cause True Drug Addiction (Demerol, Methadones)	Male	0	0	0	0	0	0	0	0	0	0	0	0	0	0	0	0	0	0	0	0	0	0	0	0	0	0	0	0	
	Female	0	0	0	0	0	0	0	0	0	0	0	0	0	0	0	0	0	0	0	0	0	0	0	0	0	0	0	0	
18h - Other - Dangerous Nonnarcotic Drugs	Male	0	0	0	0	0	0	0	0	0	0	0	0	1	0	0	0	0	0	0	0	0	0	0	1	0	0	1	0	0
	Female	0	0	0	0	0	0	0	0	0	0	0	0	0	0	0	0	0	0	0	0	0	0	0	0	0	0	0	0	
Gambling - Total	Male	0	0	0	0	0	0	0	0	0	0	0	0	0	0	0	0	0	0	0	0	0	0	0	0	0	0	0	0	
	Female	0	0	0	0	0	0	0	0	0	0	0	0	0	0	0	0	0	0	0	0	0	0	0	0	0	0	0	0	



Arrestee Summary Report

Beginning Date: 01/01/2021

Ending Date: 12/31/2021

Classification of Offenses	Sex	Under 10	10-12	13-14	15	16	17	18	19	20	21	22	23	24	25-29	30-34	35-39	40-44	45-49	50-54	55-59	60-64	65 and Over	Total	White	Black	American Indian / Alaskan Native	Asian	Native Hawaiian / Other Pacific Islander
Bookmaking (Horse and Sport Book)	Male	0	0	0	0	0	0	0	0	0	0	0	0	0	0	0	0	0	0	0	0	0	0	0	0	0	0	0	
	Female	0	0	0	0	0	0	0	0	0	0	0	0	0	0	0	0	0	0	0	0	0	0	0	0	0	0	0	0
Numbers and Lottery	Male	0	0	0	0	0	0	0	0	0	0	0	0	0	0	0	0	0	0	0	0	0	0	0	0	0	0	0	
	Female	0	0	0	0	0	0	0	0	0	0	0	0	0	0	0	0	0	0	0	0	0	0	0	0	0	0	0	0
All Other Gambling	Male	0	0	0	0	0	0	0	0	0	0	0	0	0	0	0	0	0	0	0	0	0	0	0	0	0	0	0	
	Female	0	0	0	0	0	0	0	0	0	0	0	0	0	0	0	0	0	0	0	0	0	0	0	0	0	0	0	
Offenses Against The Family and Children	Male	0	0	0	0	0	0	0	0	0	0	0	0	0	0	1	1	0	0	0	0	0	0	0	2	0	0	7	0
	Female	0	0	0	0	0	0	0	0	1	1	0	1	0	0	1	0	0	1	0	0	0	0	0	5	0	0	0	0
Driving Under The Influence	Male	0	0	0	0	0	0	0	0	0	0	0	1	1	4	3	3	0	2	0	0	0	0	0	14	0	0	27	0
	Female	0	0	0	0	0	0	0	0	0	1	1	0	0	2	7	0	2	0	0	0	0	0	0	13	0	0	0	0
Liquor Laws	Male	0	0	0	0	0	0	0	0	0	0	0	0	0	2	6	0	0	1	0	1	0	0	10	0	0	19	0	
	Female	0	0	0	0	0	0	0	0	1	0	0	0	0	1	3	0	0	2	2	0	0	0	9	0	0	0	0	
Drunkenness	Male	0	0	0	0	0	0	0	0	0	0	0	0	0	0	0	0	0	0	0	0	0	0	0	0	0	0	0	
	Female	0	0	0	0	0	0	0	0	0	0	0	0	0	0	0	0	0	0	0	0	0	0	0	0	0	0	0	
Disorderly Conduct	Male	0	0	0	0	0	0	0	0	1	0	0	0	0	1	1	0	1	0	1	1	0	0	6	0	1	16	1	
	Female	0	0	2	0	0	1	0	1	0	1	0	0	1	1	3	0	1	1	0	0	0	0	12	0	0	0	0	
Vagrancy	Male	0	0	0	0	0	0	0	0	0	0	0	0	0	0	0	0	0	0	0	0	0	0	0	0	0	0	0	
	Female	0	0	0	0	0	0	0	0	0	0	0	0	0	0	0	0	0	0	0	0	0	0	0	0	0	0	0	
All Other Offenses (Except Traffic)	Male	0	0	0	0	0	0	1	1	2	1	1	4	3	9	15	13	6	3	1	3	1	0	64	0	1	87	0	
	Female	0	0	0	0	0	0	3	0	3	0	1	1	0	2	7	2	4	3	0	1	0	0	27	0	0	0	0	
Suspicion	Male	0	0	0	0	0	0	0	0	0	0	0	0	0	0	0	0	0	0	0	0	0	0	0	0	0	0	0	
	Female	0	0	0	0	0	0	0	0	0	0	0	0	0	0	0	0	0	0	0	0	0	0	0	0	0	0	0	
Curfew and Loitering Law Violations	Male	0	0	0	0	0	0																	0	0	0	0	0	
	Female	0	0	0	0	0	0																	0	0	0	0	0	
Runaway	Male	0	0	0	0	0	0																	0	0	0	0	0	
	Female	0	0	0	0	0	0																	0	0	0	0	0	
Human Trafficking/Commercial Sex Acts	Male	0	0	0	0	0	0	0	0	0	0	0	0	0	0	0	0	0	0	0	0	0	0	0	0	0	0	0	
	Female	0	0	0	0	0	0	0	0	0	0	0	0	0	0	0	0	0	0	0	0	0	0	0	0	0	0	0	
Human Trafficking/Involuntary Servitude	Male	0	0	0	0	0	0	0	0	0	0	0	0	0	0	0	0	0	0	0	0	0	0	0	0	0	0	0	
	Female	0	0	0	0	0	0	0	0	0	0	0	0	0	0	0	0	0	0	0	0	0	0	0	0	0	0	0	
SUB TOTAL	Male	0	0	0	5	0	0	6	3	6	4	1	8	8	32	42	34	11	9	6	7	2	2	186					
	Female	0	0	7	0	0	1	5	5	9	3	3	5	1	15	29	8	12	9	2	1	1	0	116					
TOTAL		0	0	7	5	0	1	11	8	15	7	4	13	9	47	71	42	23	18	8	8	3	2	302	0	3	291	5	3



SRS Summary Report

Beginning Date: 01/01/2021

Ending Date: 12/31/2021

Return of Arson Offenses

Agency: NORTH SLOPE BUROUGH POLICE DEPARTMENT

Property Classification	Offenses Reported	Unfounded	Actual Offenses	Offenses Cleared	Clearances Involving Under 18	Offenses-Uninhabited Structures	Est. Value of Property Damage
A. Single Occupancy Residential: Houses, Townhouses, Duplexes, etc.	1	0	1	1	0	0	96,000
B. Other Residential: Apartments, Tenements, Flats, Hotels, Motels, Inns, Dormitories, Boarding Houses, etc.	0	0	0	0	0	0	0
C. Storage: Barns, Garages, Warehouses, etc.	0	0	0	0	0	0	0
D. Industrial/Manufacturing	0	0	0	0	0	0	0
E. Other Commercial: Stores, Restaurants, Offices, etc.	1	0	1	0	0	0	21,596
F. Community/Public: Churches, Jails, Schools, Colleges, Hospitals, etc.	0	0	0	0	0	0	0
G. All Other Structure: Out Buildings, Monuments, Buildings Under Construction, etc.	0	0	0	0	0	0	0
TOTAL STRUCTURE	2	0	2	1	0	0	117,596
H. Motor Vehicles: Automobiles, Trucks, Buses, Motorcycles, etc.: UCR Definition	0	0	0	0	0	0	0
I. Other Mobile Property: Trailers, Recreational Vehicles, Airplanes, Boats, etc.	0	0	0	0	0	0	0
TOTAL MOBILE	0	0	0	0	0	0	0
J. TOTAL OTHER Crops, Timber, Fences, Signs, etc.	0	0	0	0	0	0	0
GRAND TOTAL	2	0	2	1	0	0	117,596



SRS Summary Report

Beginning Date: 01/01/2021

Ending Date: 12/31/2021

Return A

Agency: PALMER POLICE DEPARTMENT

Classification of Offenses	Offenses Reported	Unfounded	Actual Offenses	Tot. Offenses Cleared	Clearances Involving Persons Under 18 Yr. of Age
Murder/NonNegligent Homicide(Total)	0	0	0	0	0
Manslaughter by Negligence(Total)	0	0	0	0	0
Rape(Total)	2	0	2	0	0
Rape	2	0	2	0	0
Attempted Rape	0	0	0	0	0
Robbery(Total)	3	0	3	0	0
Robbery - Firearm	1	0	1	0	0
Robbery - Knife or Cutting Instrument	2	0	2	0	0
Robbery - Other Dangerous Weapon	0	0	0	0	0
Robbery - StrongArm(Hands,Fists,Feet,etc)	0	0	0	0	0
Assault(Total)	54	0	54	28	2
Assault - Firearm	2	0	2	0	0
Assault - Knife or Cutting Instrument	6	0	6	5	0
Assault - Other Dangerous Weapon	0	0	0	0	0
Assault - StrongArm(Hands,Fists,Feet,etc)	0	0	0	0	0
Assault - Other(Simple, Not Aggravated)	46	0	46	23	2
Burglary(Total)	3	0	3	0	0
Burglary - Forcible Entry	1	0	1	0	0
Burglary - Unlawful Entry(No Force)	2	0	2	0	0
Burglary - Attempted Forcible Entry	0	0	0	0	0
Larceny(Total) - Theft(Excluding Motor Vehicles)	71	0	71	19	1
Motor Vehicle Theft(Total)	12	0	12	2	0
Motor Vehicle Theft - Autos	10	0	10	2	0
Motor Vehicle Theft - Trucks and Buses	1	0	1	0	0
Motor Vehicle Theft - Other Vehicles	1	0	1	0	0
Grand Total	145	0	145	49	3



SRS Summary Report

Beginning Date: 01/01/2021

Ending Date: 12/31/2021

Supplement Return A

Agency: PALMER POLICE DEPARTMENT

Classification of Offenses	Actual Offenses	Value of Property	Type of Property	Stolen	Recovered
MURDER AND NONNEGLIGENT MANSLAUGHTER	0	0	Currency, Notes, Etc.	6,820	0
RAPE	2	0	Jewelry and Precious Metals	0	0
ROBBERY - HIGHWAY (streets, alleys, etc.)	1	5,885	Clothing and Furs	366	0
COMMERCIAL HOUSE (except c, d, and f)	0	0	Locally Stolen Motor Vehicles	77,672	10,000
GAS OR SERVICE STATION	0	0	Office Equipment	5,594	700
CONVENIENCE STORE	0	0	Televisions, Radios, Stereos, Etc.	0	0
RESIDENCE	1	80	Firearms	1,227	0
BANK	0	0	Household Goods	21	11
MISCELLANEOUS	1	10	Consumable Goods	7,267	331
TOTAL ROBBERY	3	5,975	Livestock	0	0
BURGLARY - BREAKING OR ENTERING - RESIDENCE (dwelling) NIGHT (6 p.m. - 6 a.m.)	0	0	Miscellaneous	44,153	1,041
DAY (6 a.m. - 6 p.m.)	0	0	TOTAL	143,120	12,083
UNKNOWN	0	0			
NON-RESIDENCE (store, office, etc.) NIGHT (6 p.m. - 6 a.m.)	3	3,200			
DAY (6 a.m. - 6 p.m.)	0	0			
UNKNOWN	0	0			
TOTAL BURGLARY	3	3,200			
LARCENY - THEFT (Except Motor Vehicle Theft) - \$200 AND OVER	37	60,069			
\$50 TO \$199	17	1,773			
UNDER \$50	17	316			
TOTAL LARCENY (Same as Item 6x)	71	62,158			
MOTOR VEHICLE THEFT (Include Alleged Joy Ride)	12	71,787			
GRAND TOTAL - ALL ITEMS		143,120			
ADDITIONAL ANALYSIS OF LARCENY AND MOTOR VEHICLE THEFT - 6x. NATURE OF LARCENIES UNDER ITEM 6 (POCKET-PICKING)	0	0			
PURSE-SNATCHING	0	0			
SHOPLIFTING	30	3,061			
FROM MOTOR VEHICLES (except e)	7	8,947			
MOTOR VEHICLE PARTS AND ACCESSORIES	5	19,650			

Grand Totals for 'Property Stolen by Type and Value' and 'Property Stolen by Classification' may not match due to NIBRS conversion specification set by the FBI.



SRS Summary Report

Beginning Date: 01/01/2021

Ending Date: 12/31/2021

Classification of Offenses	Actual Offenses	Value of Property
BICYCLES	6	2,635
FROM BUILDING (except c and h)	5	5,239
FROM ANY COIN-OPERATED MACHINES (parking meters, etc.)	0	0
ALL OTHER	18	22,626
TOTAL LARCENIES (Same as Item 6)	71	62,158
MOTOR VEHICLES RECOVERED (STOLEN LOCALLY AND RECOVERED LOCALLY)	0	
STOLEN LOCALLY AND RECOVERED BY OTHER JURISDICTIONS	0	
TOTAL LOCALLY STOLEN MOTOR VEHICLES RECOVERED	1	
STOLEN IN OTHER JURISDICTIONS AND RECOVERED LOCALLY	0	

Grand Totals for 'Property Stolen by Type and Value' and 'Property Stolen by Classification' may not match due to NIBRS conversion specification set by the FBI.



SRS Summary Report

Beginning Date: 01/01/2021

Ending Date: 12/31/2021

Law Enforcement Officers Killed or Assaulted

Agency: PALMER POLICE DEPARTMENT

Police Officers Killed Feloniously	Police Officers Killed Accidentally
0	0

Type of Activity	Total Assaults by Weapon	Firearm	Knife or Other Cutting Instrum.	Other Dangerous Weapon	Hands Fists Feet etc.	Two Man Vehicle	One-Man Vehicle		Detective or Special Assign		Other		Police Assaults Cleared
							Alone	Assisted	Alone	Assisted	Alone	Assisted	
Responding to disturbance call (family quarrels, person with firearm, etc.)	3	0	0	0	3	0	1	2	0	0	0	0	1
Burglaries in progress or pursuing burglary suspects	0	0	0	0	0	0	0	0	0	0	0	0	0
Robberies in progress or pursuing robbery suspects	0	0	0	0	0	0	0	0	0	0	0	0	0
Attempting other arrests	0	0	0	0	0	0	0	0	0	0	0	0	0
Civil disorder (riot, mass disobedience, etc.)	0	0	0	0	0	0	0	0	0	0	0	0	0
Handling, transporting, custody of prisoners	0	0	0	0	0	0	0	0	0	0	0	0	0
Investigating suspicious persons or circumstances	3	0	0	0	3	0	0	3	0	0	0	0	1
Ambush - no warning	0	0	0	0	0	0	0	0	0	0	0	0	0
Handling persons with mental illness	0	0	0	0	0	0	0	0	0	0	0	0	0
Traffic pursuits and stops	1	0	0	0	1	0	0	1	0	0	0	0	1
All other	0	0	0	0	0	0	0	0	0	0	0	0	0
TOTAL	7	0	0	0	7	0	1	6	0	0	0	0	3
Number with personal injury	7	0	0	0	7	0	0	0	0	0	0	0	0



SRS Summary Report

Beginning Date: 01/01/2021

Ending Date: 12/31/2021

Type of Activity	Total Assaults by Weapon	Firearm	Knife or Other Cutting Instrum.	Other Dangerous Weapon	Hands Fists Feet etc.	Two Man Vehicle	One-Man Vehicle		Detective or Special Assign		Other		Police Assaults Cleared
							Alone	Assisted	Alone	Assisted	Alone	Assisted	
Number without personal injury	0	0	0	0	0	0	0	0	0	0	0	0	0

Time of assaults	12:01 - 2:00	2:01 - 4:00	4:01 - 6:00	6:01 - 8:00	8:01 - 10:00	10:01 - 12:00
Time of Assault AM	6	1	0	0	0	0
PM	0	0	0	0	0	0



Arrestee Summary Report

Beginning Date: 01/01/2021

Ending Date: 12/31/2021

Arrests by Age/Sex/Race

Agency: PALMER POLICE DEPARTMENT

Offense: All

Classification of Offenses	Sex	Under 10	10-12	13-14	15	16	17	18	19	20	21	22	23	24	25-29	30-34	35-39	40-44	45-49	50-54	55-59	60-64	65 and Over	Total	White	Black	American Indian / Alaskan Native	Asian	Native Hawaiian / Other Pacific Islander
Murder and Nonnegligent Manslaughter	Male	0	0	0	0	0	0	0	0	0	0	0	0	0	0	0	0	0	0	0	0	0	0	0	0	0	0	0	
	Female	0	0	0	0	0	0	0	0	0	0	0	0	0	0	0	0	0	0	0	0	0	0	0	0	0	0	0	0
Manslaughter by Negligence	Male	0	0	0	0	0	0	0	0	0	0	0	0	0	0	0	0	0	0	0	0	0	0	0	0	0	0	0	
	Female	0	0	0	0	0	0	0	0	0	0	0	0	0	0	0	0	0	0	0	0	0	0	0	0	0	0	0	0
Rape	Male	0	0	0	0	0	0	0	0	0	0	0	0	0	0	0	0	0	0	0	0	0	0	0	0	0	0	0	
	Female	0	0	0	0	0	0	0	0	0	0	0	0	0	0	0	0	0	0	0	0	0	0	0	0	0	0	0	
Robbery	Male	0	0	0	0	0	0	0	0	0	0	0	0	0	0	0	0	0	0	0	0	0	0	0	0	0	0	0	
	Female	0	0	0	0	0	0	0	0	0	0	0	0	0	0	0	0	0	0	0	0	0	0	0	0	0	0	0	
Aggravated Assault (Return A - 4a-d)	Male	0	0	0	0	0	0	0	0	0	0	0	0	0	0	1	1	0	0	0	0	0	0	2	1	0	1	0	
	Female	0	0	0	0	0	0	0	0	0	0	0	0	0	0	0	0	0	0	0	0	0	0	0	0	0	0	0	
Burglary - Breaking or Entering	Male	0	0	0	0	0	0	0	0	0	0	0	0	0	0	0	0	0	0	0	0	0	0	0	0	0	0	0	
	Female	0	0	0	0	0	0	0	0	0	0	0	0	0	0	0	0	0	0	0	0	0	0	0	0	0	0	0	
Larceny-Theft (Except Motor Vehicle Theft)	Male	0	0	0	0	0	0	0	0	0	0	0	0	1	1	1	2	2	0	1	0	0	0	8	7	1	3	0	
	Female	0	0	0	0	0	0	0	0	0	0	0	0	0	0	3	0	0	0	0	0	0	0	3	0	0	0	0	
Motor Vehicle Theft	Male	0	0	0	0	0	0	0	0	0	0	0	0	0	0	0	0	0	0	0	0	0	0	0	0	0	1	0	
	Female	0	0	0	0	0	0	0	0	0	0	0	0	0	0	0	0	0	1	0	0	0	0	1	0	0	0	0	
Other Assaults (Return A - 4e)	Male	0	0	0	0	0	0	0	0	0	0	0	0	0	2	1	1	1	3	0	0	0	0	8	8	1	5	0	
	Female	0	0	0	0	1	1	0	0	0	0	0	0	0	2	1	0	0	0	1	0	0	0	6	0	0	0	0	
Arson	Male	0	0	0	0	0	0	0	0	0	0	0	0	0	0	0	0	0	0	0	0	0	0	0	0	0	0	0	
	Female	0	0	0	0	0	0	0	0	0	0	0	0	0	0	0	0	0	0	0	0	0	0	0	0	0	0	0	
Forgery and Counterfeiting	Male	0	0	0	0	0	0	0	0	0	0	0	0	0	0	0	0	0	0	0	0	0	0	0	0	0	0	0	
	Female	0	0	0	0	0	0	0	0	0	0	0	0	0	0	0	0	0	0	0	0	0	0	0	0	0	0	0	
Fraud	Male	0	0	0	0	0	0	0	0	0	0	0	0	0	0	0	0	0	0	0	1	0	0	1	1	0	0	0	
	Female	0	0	0	0	0	0	0	0	0	0	0	0	0	0	0	0	0	0	0	0	0	0	0	0	0	0	0	
Embezzlement	Male	0	0	0	0	0	0	0	0	0	0	0	0	0	0	0	0	0	0	0	0	0	0	0	0	0	0	0	
	Female	0	0	0	0	0	0	0	0	0	0	0	0	0	0	0	0	0	0	0	0	0	0	0	0	0	0	0	
Stolen Property; Buying, Receiving, Possessing	Male	0	0	0	0	0	0	0	0	0	0	0	0	0	0	0	0	0	0	0	0	0	0	0	0	0	0	0	
	Female	0	0	0	0	0	0	0	0	0	0	0	0	0	0	0	0	0	0	0	0	0	0	0	0	0	0	0	
Vandalism	Male	0	0	0	0	0	0	0	0	0	0	0	0	0	0	0	0	0	0	0	0	0	0	0	0	0	0	0	
	Female	0	0	0	0	0	0	0	0	0	0	0	0	0	0	0	0	0	0	0	0	0	0	0	0	0	0	0	
Weapons; Carrying, Possessing, etc.	Male	0	0	0	0	0	0	0	0	0	0	0	0	0	1	0	1	0	0	0	1	0	0	3	3	0	0	0	
	Female	0	0	0	0	0	0	0	0	0	0	0	0	0	0	0	0	0	0	0	0	0	0	0	0	0	0	0	
Prostitution and Commercialized Vice	Male	0	0	0	0	0	0	0	0	0	0	0	0	0	0	0	0	0	0	0	0	0	0	0	0	0	0	0	
	Female	0	0	0	0	0	0	0	0	0	0	0	0	0	0	0	0	0	0	0	0	0	0	0	0	0	0	0	
Prostitution	Male	0	0	0	0	0	0	0	0	0	0	0	0	0	0	0	0	0	0	0	0	0	0	0	0	0	0	0	
	Female	0	0	0	0	0	0	0	0	0	0	0	0	0	0	0	0	0	0	0	0	0	0	0	0	0	0	0	



Arrestee Summary Report

Beginning Date: 01/01/2021

Ending Date: 12/31/2021

Classification of Offenses	Sex	Under 10	10-12	13-14	15	16	17	18	19	20	21	22	23	24	25-29	30-34	35-39	40-44	45-49	50-54	55-59	60-64	65 and Over	Total	White	Black	American Indian / Alaskan Native	Asian	Native Hawaiian / Other Pacific Islander
Assisting or Promoting Prostitution	Male	0	0	0	0	0	0	0	0	0	0	0	0	0	0	0	0	0	0	0	0	0	0	0	0	0	0	0	
	Female	0	0	0	0	0	0	0	0	0	0	0	0	0	0	0	0	0	0	0	0	0	0	0	0	0	0	0	0
Purchasing Prostitution	Male	0	0	0	0	0	0	0	0	0	0	0	0	0	0	0	0	0	0	0	0	0	0	0	0	0	0	0	
	Female	0	0	0	0	0	0	0	0	0	0	0	0	0	0	0	0	0	0	0	0	0	0	0	0	0	0	0	0
Sex Offenses (Except Rape and Prostitution)	Male	0	0	0	0	0	0	0	0	0	0	0	0	0	0	0	0	0	0	0	0	0	0	0	0	0	0	0	
	Female	0	0	0	0	0	0	0	0	0	0	0	0	0	0	0	0	0	0	0	0	0	0	0	0	0	0	0	0
Drug Abuse Violations - Grand Total	Male	0	0	0	0	0	0	0	0	0	0	1	1	0	1	0	0	1	0	0	0	0	0	0	4	5	0	0	0
	Female	0	0	0	0	0	0	0	0	0	0	0	0	0	0	1	0	0	0	0	0	0	0	1	1	0	0	0	
(1) Sale/Manufacturing - Subtotal	Male	0	0	0	0	0	0	0	0	0	0	1	1	0	0	0	0	0	0	0	0	0	0	2	2	0	0	0	
	Female	0	0	0	0	0	0	0	0	0	0	0	0	0	0	0	0	0	0	0	0	0	0	0	0	0	0	0	
18a - Opium/Cocaine	Male	0	0	0	0	0	0	0	0	0	0	0	0	0	0	0	0	0	0	0	0	0	0	0	0	0	0	0	
	Female	0	0	0	0	0	0	0	0	0	0	0	0	0	0	0	0	0	0	0	0	0	0	0	0	0	0	0	
18b - Marijuana	Male	0	0	0	0	0	0	0	0	0	0	0	0	0	0	0	0	0	0	0	0	0	0	0	0	0	0	0	
	Female	0	0	0	0	0	0	0	0	0	0	0	0	0	0	0	0	0	0	0	0	0	0	0	0	0	0	0	
18c - Synthetic Narcotics - Manufactured Narcotics Which Can Cause True Drug Addiction (Demerol, Methadones)	Male	0	0	0	0	0	0	0	0	0	0	0	0	0	0	0	0	0	0	0	0	0	0	0	0	0	0	0	
	Female	0	0	0	0	0	0	0	0	0	0	0	0	0	0	0	0	0	0	0	0	0	0	0	0	0	0	0	
18d - Other - Dangerous Nonnarcotic Drugs (Barbiturates, Benzadrine)	Male	0	0	0	0	0	0	0	0	0	0	1	1	0	0	0	0	0	0	0	0	0	0	2	2	0	0	0	
	Female	0	0	0	0	0	0	0	0	0	0	0	0	0	0	0	0	0	0	0	0	0	0	0	0	0	0	0	
(2) Possession - Subtotal	Male	0	0	0	0	0	0	0	0	0	0	0	0	0	1	0	0	1	0	0	0	0	0	2	3	0	0	0	
	Female	0	0	0	0	0	0	0	0	0	0	0	0	0	0	1	0	0	0	0	0	0	0	1	1	0	0	0	
18e - Opium or Cocaine and Their Derivatives (Morphine, Heroin, Codeine)	Male	0	0	0	0	0	0	0	0	0	0	0	0	0	0	0	0	1	0	0	0	0	0	1	1	0	0	0	
	Female	0	0	0	0	0	0	0	0	0	0	0	0	0	0	0	0	0	0	0	0	0	0	0	0	0	0	0	
18f - Marijuana	Male	0	0	0	0	0	0	0	0	0	0	0	0	0	0	0	0	0	0	0	0	0	0	0	0	0	0	0	
	Female	0	0	0	0	0	0	0	0	0	0	0	0	0	0	0	0	0	0	0	0	0	0	0	0	0	0	0	
18g - Synthetic Narcotics - Manufactured Narcotics Which Can Cause True Drug Addiction (Demerol, Methadones)	Male	0	0	0	0	0	0	0	0	0	0	0	0	0	0	0	0	0	0	0	0	0	0	0	0	0	0	0	
	Female	0	0	0	0	0	0	0	0	0	0	0	0	0	0	0	0	0	0	0	0	0	0	0	0	0	0	0	
18h - Other - Dangerous Nonnarcotic Drugs	Male	0	0	0	0	0	0	0	0	0	0	0	0	0	1	0	0	0	0	0	0	0	0	1	2	0	0	0	
	Female	0	0	0	0	0	0	0	0	0	0	0	0	0	0	1	0	0	0	0	0	0	0	1	1	0	0	0	
Gambling - Total	Male	0	0	0	0	0	0	0	0	0	0	0	0	0	0	0	0	0	0	0	0	0	0	0	0	0	0	0	
	Female	0	0	0	0	0	0	0	0	0	0	0	0	0	0	0	0	0	0	0	0	0	0	0	0	0	0	0	



Arrestee Summary Report

Beginning Date: 01/01/2021

Ending Date: 12/31/2021

Classification of Offenses	Sex	Under 10	10-12	13-14	15	16	17	18	19	20	21	22	23	24	25-29	30-34	35-39	40-44	45-49	50-54	55-59	60-64	65 and Over	Total	White	Black	American Indian / Alaskan Native	Asian	Native Hawaiian / Other Pacific Islander
Bookmaking (Horse and Sport Book)	Male	0	0	0	0	0	0	0	0	0	0	0	0	0	0	0	0	0	0	0	0	0	0	0	0	0	0	0	
	Female	0	0	0	0	0	0	0	0	0	0	0	0	0	0	0	0	0	0	0	0	0	0	0	0	0	0	0	0
Numbers and Lottery	Male	0	0	0	0	0	0	0	0	0	0	0	0	0	0	0	0	0	0	0	0	0	0	0	0	0	0	0	
	Female	0	0	0	0	0	0	0	0	0	0	0	0	0	0	0	0	0	0	0	0	0	0	0	0	0	0	0	0
All Other Gambling	Male	0	0	0	0	0	0	0	0	0	0	0	0	0	0	0	0	0	0	0	0	0	0	0	0	0	0	0	
	Female	0	0	0	0	0	0	0	0	0	0	0	0	0	0	0	0	0	0	0	0	0	0	0	0	0	0	0	
Offenses Against The Family and Children	Male	0	0	0	0	0	0	0	0	0	0	0	0	0	0	0	0	0	0	0	0	0	0	0	0	0	0	0	
	Female	0	0	0	0	0	0	0	0	0	0	0	0	0	0	0	0	0	0	0	0	0	0	0	0	0	0	0	
Driving Under The Influence	Male	0	0	0	0	1	0	1	0	0	0	0	1	0	9	4	3	1	3	1	1	1	1	1	27	29	0	14	0
	Female	0	0	0	0	0	0	0	0	1	2	0	1	0	3	4	1	1	2	0	1	1	0	17					
Liquor Laws	Male	0	0	0	0	0	0	0	0	0	0	0	0	0	0	0	0	0	0	0	0	0	0	0	0	0	0	0	
	Female	0	0	0	0	0	0	0	0	0	0	0	0	0	0	0	0	0	0	0	0	0	0	0	0	0	0	0	
Drunkenness	Male	0	0	0	0	0	0	0	0	0	0	0	0	0	0	0	1	0	0	0	0	0	0	1	1	1	0	0	
	Female	0	0	0	0	0	0	0	0	0	0	0	0	0	0	0	0	0	0	0	0	0	0	0	0	0	0	0	
Disorderly Conduct	Male	0	0	0	0	0	0	0	0	0	0	0	0	1	0	3	0	1	0	0	0	0	0	1	6	8	0	0	
	Female	0	0	0	0	0	0	0	0	0	0	0	0	0	0	2	0	0	0	0	0	0	0	2					
Vagrancy	Male	0	0	0	0	0	0	0	0	0	0	0	0	0	0	0	0	0	0	0	0	0	0	0	0	0	0	0	
	Female	0	0	0	0	0	0	0	0	0	0	0	0	0	0	0	0	0	0	0	0	0	0	0	0	0	0	0	
All Other Offenses (Except Traffic)	Male	0	0	0	0	0	0	0	0	0	1	0	1	1	6	5	5	2	3	2	1	4	2	33	35	0	22	0	
	Female	0	0	0	0	0	0	0	1	0	0	0	1	2	4	14	2	1	0	0	0	0	1	26					
Suspicion	Male	0	0	0	0	0	0	0	0	0	0	0	0	0	0	0	0	0	0	0	0	0	0	0	0	0	0	0	
	Female	0	0	0	0	0	0	0	0	0	0	0	0	0	0	0	0	0	0	0	0	0	0	0	0	0	0	0	
Curfew and Loitering Law Violations	Male	0	0	0	0	0	0																	0	0	0	0	0	
	Female	0	0	0	0	0	0																	0					
Runaway	Male	0	0	0	0	0	0																	0	0	0	0	0	
	Female	0	0	0	0	0	0																	0					
Human Trafficking/Commercial Sex Acts	Male	0	0	0	0	0	0	0	0	0	0	0	0	0	0	0	0	0	0	0	0	0	0	0	0	0	0	0	
	Female	0	0	0	0	0	0	0	0	0	0	0	0	0	0	0	0	0	0	0	0	0	0	0	0	0	0	0	
Human Trafficking/Involuntary Servitude	Male	0	0	0	0	0	0	0	0	0	0	0	0	0	0	0	0	0	0	0	0	0	0	0	0	0	0	0	
	Female	0	0	0	0	0	0	0	0	0	0	0	0	0	0	0	0	0	0	0	0	0	0	0	0	0	0	0	
SUB TOTAL	Male	0	0	0	0	1	0	1	0	0	1	1	3	3	20	15	14	8	9	4	4	5	4	93					
	Female	0	0	0	0	1	1	0	1	1	2	0	2	2	9	25	3	2	3	1	1	1	1	56					
TOTAL		0	0	0	0	2	1	1	1	1	3	1	5	5	29	40	17	10	12	5	5	6	5	149	98	2	46	0	



SRS Summary Report

Beginning Date: 01/01/2021

Ending Date: 12/31/2021

Return of Arson Offenses

Agency: PALMER POLICE DEPARTMENT

Property Classification	Offenses Reported	Unfounded	Actual Offenses	Offenses Cleared	Clearances Involving Under 18	Offenses-Uninhabited Structures	Est. Value of Property Damage
A. Single Occupancy Residential: Houses, Townhouses, Duplexes, etc.	0	0	0	0	0	0	0
B. Other Residential: Apartments, Tenements, Flats, Hotels, Motels, Inns, Dormitories, Boarding Houses, etc.	0	0	0	0	0	0	0
C. Storage: Barns, Garages, Warehouses, etc.	0	0	0	0	0	0	0
D. Industrial/Manufacturing	0	0	0	0	0	0	0
E. Other Commercial: Stores, Restaurants, Offices, etc.	0	0	0	0	0	0	0
F. Community/Public: Churches, Jails, Schools, Colleges, Hospitals, etc.	0	0	0	0	0	0	0
G. All Other Structure: Out Buildings, Monuments, Buildings Under Construction, etc.	0	0	0	0	0	0	0
TOTAL STRUCTURE	0	0	0	0	0	0	0
H. Motor Vehicles: Automobiles, Trucks, Buses, Motorcycles, etc.: UCR Definition	1	0	1	0	0	0	12,078
I. Other Mobile Property: Trailers, Recreational Vehicles, Airplanes, Boats, etc.	0	0	0	0	0	0	0
TOTAL MOBILE	1	0	1	0	0	0	12,078
J. TOTAL OTHER Crops, Timber, Fences, Signs, etc.	0	0	0	0	0	0	0
GRAND TOTAL	1	0	1	0	0	0	12,078



SRS Summary Report

Beginning Date: 01/01/2021

Ending Date: 12/31/2021

Return A

Agency: PETERSBURG POLICE DEPARTMENT

Classification of Offenses	Offenses Reported	Unfounded	Actual Offenses	Tot. Offenses Cleared	Clearances Involving Persons Under 18 Yr. of Age
Murder/NonNegligent Homicide(Total)	0	0	0	0	0
Manslaughter by Negligence(Total)	0	0	0	0	0
Rape(Total)	5	0	5	1	0
Rape	5	0	5	1	0
Attempted Rape	0	0	0	0	0
Robbery(Total)	0	0	0	0	0
Robbery - Firearm	0	0	0	0	0
Robbery - Knife or Cutting Instrument	0	0	0	0	0
Robbery - Other Dangerous Weapon	0	0	0	0	0
Robbery - StrongArm(Hands,Fists,Feet,etc)	0	0	0	0	0
Assault(Total)	40	0	40	23	0
Assault - Firearm	0	0	0	0	0
Assault - Knife or Cutting Instrument	3	0	3	2	0
Assault - Other Dangerous Weapon	1	0	1	1	0
Assault - StrongArm(Hands,Fists,Feet,etc)	0	0	0	0	0
Assault - Other(Simple, Not Aggravated)	36	0	36	20	0
Burglary(Total)	7	0	7	1	0
Burglary - Forcible Entry	5	0	5	1	0
Burglary - Unlawful Entry(No Force)	2	0	2	0	0
Burglary - Attempted Forcible Entry	0	0	0	0	0
Larceny(Total) - Theft(Excluding Motor Vehicles)	47	0	47	11	0
Motor Vehicle Theft(Total)	1	0	1	0	0
Motor Vehicle Theft - Autos	1	0	1	0	0
Motor Vehicle Theft - Trucks and Buses	0	0	0	0	0
Motor Vehicle Theft - Other Vehicles	0	0	0	0	0
Grand Total	100	0	100	36	0



SRS Summary Report

Beginning Date: 01/01/2021

Ending Date: 12/31/2021

Supplement Return A

Agency: PETERSBURG POLICE DEPARTMENT

Classification of Offenses	Actual Offenses	Value of Property	Type of Property	Stolen	Recovered
MURDER AND NONNEGLIGENT MANSLAUGHTER	0	0	Currency, Notes, Etc.	25,704	3,960
RAPE	5	0	Jewelry and Precious Metals	0	0
ROBBERY - HIGHWAY (streets, alleys, etc.)	0	0	Clothing and Furs	1,047	239
COMMERCIAL HOUSE (except c, d, and f)	0	0	Locally Stolen Motor Vehicles	500	500
GAS OR SERVICE STATION	0	0	Office Equipment	0	0
CONVENIENCE STORE	0	0	Televisions, Radios, Stereos, Etc.	2,258	275
RESIDENCE	0	0	Firearms	1,039	0
BANK	0	0	Household Goods	253	78
MISCELLANEOUS	0	0	Consumable Goods	238	1
TOTAL ROBBERY	0	0	Livestock	0	0
BURGLARY - BREAKING OR ENTERING - RESIDENCE (dwelling) NIGHT (6 p.m. - 6 a.m.)	0	0	Miscellaneous	32,263	8,508
DAY (6 a.m. - 6 p.m.)	4	3,820	TOTAL	63,302	13,561
UNKNOWN	0	0			
NON-RESIDENCE (store, office, etc.) NIGHT (6 p.m. - 6 a.m.)	0	0			
DAY (6 a.m. - 6 p.m.)	3	225			
UNKNOWN	0	0			
TOTAL BURGLARY	7	4,045			
LARCENY - THEFT (Except Motor Vehicle Theft) - \$200 AND OVER	22	56,993			
\$50 TO \$199	15	1,597			
UNDER \$50	10	167			
TOTAL LARCENY (Same as Item 6x)	47	58,757			
MOTOR VEHICLE THEFT (Include Alleged Joy Ride)	1	500			
GRAND TOTAL - ALL ITEMS		63,302			
ADDITIONAL ANALYSIS OF LARCENY AND MOTOR VEHICLE THEFT - 6x. NATURE OF LARCENIES UNDER ITEM 6 (POCKET-PICKING)	0	0			
PURSE-SNATCHING	0	0			
SHOPLIFTING	0	0			
FROM MOTOR VEHICLES (except e)	0	0			
MOTOR VEHICLE PARTS AND ACCESSORIES	1	25			

Grand Totals for 'Property Stolen by Type and Value' and 'Property Stolen by Classification' may not match due to NIBRS conversion specification set by the FBI.



SRS Summary Report

Beginning Date: 01/01/2021

Ending Date: 12/31/2021

Classification of Offenses	Actual Offenses	Value of Property
BICYCLES	6	3,040
FROM BUILDING (except c and h)	0	0
FROM ANY COIN-OPERATED MACHINES (parking meters, etc.)	0	0
ALL OTHER	40	55,692
TOTAL LARCENIES (Same as Item 6)	47	58,757
MOTOR VEHICLES RECOVERED (STOLEN LOCALLY AND RECOVERED LOCALLY)	0	
STOLEN LOCALLY AND RECOVERED BY OTHER JURISDICTIONS	0	
TOTAL LOCALLY STOLEN MOTOR VEHICLES RECOVERED	1	
STOLEN IN OTHER JURISDICTIONS AND RECOVERED LOCALLY	0	

Grand Totals for 'Property Stolen by Type and Value' and 'Property Stolen by Classification' may not match due to NIBRS conversion specification set by the FBI.



SRS Summary Report

Beginning Date: 01/01/2021

Ending Date: 12/31/2021

Law Enforcement Officers Killed or Assaulted

Agency: PETERSBURG POLICE DEPARTMENT

Police Officers Killed Feloniously	Police Officers Killed Accidentally
0	0

Type of Activity	Total Assaults by Weapon	Firearm	Knife or Other Cutting Instrum.	Other Dangerous Weapon	Hands Fists Feet etc.	Two Man Vehicle	One-Man Vehicle		Detective or Special Assign		Other		Police Assaults Cleared
							Alone	Assisted	Alone	Assisted	Alone	Assisted	
Responding to disturbance call (family quarrels, person with firearm, etc.)	3	0	2	0	1	0	2	1	0	0	0	0	3
Burglaries in progress or pursuing burglary suspects	0	0	0	0	0	0	0	0	0	0	0	0	0
Robberies in progress or pursuing robbery suspects	0	0	0	0	0	0	0	0	0	0	0	0	0
Attempting other arrests	0	0	0	0	0	0	0	0	0	0	0	0	0
Civil disorder (riot, mass disobedience, etc.)	0	0	0	0	0	0	0	0	0	0	0	0	0
Handling, transporting, custody of prisoners	0	0	0	0	0	0	0	0	0	0	0	0	0
Investigating suspicious persons or circumstances	0	0	0	0	0	0	0	0	0	0	0	0	0
Ambush - no warning	0	0	0	0	0	0	0	0	0	0	0	0	0
Handling persons with mental illness	0	0	0	0	0	0	0	0	0	0	0	0	0
Traffic pursuits and stops	0	0	0	0	0	0	0	0	0	0	0	0	0
All other	0	0	0	0	0	0	0	0	0	0	0	0	0
TOTAL	3	0	2	0	1	0	2	1	0	0	0	0	3
Number with personal injury	1	0	0	0	1	0	0	0	0	0	0	0	0



SRS Summary Report

Beginning Date: 01/01/2021

Ending Date: 12/31/2021

Type of Activity	Total Assaults by Weapon	Firearm	Knife or Other Cutting Instrum.	Other Dangerous Weapon	Hands Fists Feet etc.	Two Man Vehicle	One-Man Vehicle		Detective or Special Assign		Other		Police Assaults Cleared
							Alone	Assisted	Alone	Assisted	Alone	Assisted	
Number without personal injury	2	0	2	0	0	0	0	0	0	0	0	0	0

Time of assaults	12:01 - 2:00	2:01 - 4:00	4:01 - 6:00	6:01 - 8:00	8:01 - 10:00	10:01 - 12:00
Time of Assault AM	0	1	0	0	0	0
PM	0	0	0	0	2	0



Arrestee Summary Report

Beginning Date: 01/01/2021

Ending Date: 12/31/2021

Arrests by Age/Sex/Race

Agency: PETERSBURG POLICE DEPARTMENT

Offense: All

Classification of Offenses	Sex	Under 10	10-12	13-14	15	16	17	18	19	20	21	22	23	24	25-29	30-34	35-39	40-44	45-49	50-54	55-59	60-64	65 and Over	Total	White	Black	American Indian / Alaskan Native	Asian	Native Hawaiian / Other Pacific Islander
Murder and Nonnegligent Manslaughter	Male	0	0	0	0	0	0	0	0	0	0	0	0	0	0	0	0	0	0	0	0	0	0	0	0	0	0	0	
	Female	0	0	0	0	0	0	0	0	0	0	0	0	0	0	0	0	0	0	0	0	0	0	0	0	0	0	0	0
Manslaughter by Negligence	Male	0	0	0	0	0	0	0	0	0	0	0	0	0	0	0	0	0	0	0	0	0	0	0	0	0	0	0	
	Female	0	0	0	0	0	0	0	0	0	0	0	0	0	0	0	0	0	0	0	0	0	0	0	0	0	0	0	
Rape	Male	0	0	0	0	0	0	0	0	0	0	0	0	0	0	0	0	0	0	0	0	0	0	0	0	0	0	0	
	Female	0	0	0	0	0	0	0	0	0	0	0	0	0	0	0	0	0	0	0	0	0	0	0	0	0	0	0	
Robbery	Male	0	0	0	0	0	0	0	0	0	0	0	0	0	0	0	0	0	0	0	0	0	0	0	0	0	0	0	
	Female	0	0	0	0	0	0	0	0	0	0	0	0	0	0	0	0	0	0	0	0	0	0	0	0	0	0	0	
Aggravated Assault (Return A - 4a-d)	Male	0	0	0	0	0	0	0	0	0	0	0	0	0	0	0	1	0	0	0	0	0	0	1	1	0	0	0	
	Female	0	0	0	0	0	0	0	0	0	0	0	0	0	0	0	0	0	0	0	0	0	0	0	0	0	0	0	
Burglary - Breaking or Entering	Male	0	0	0	0	0	0	0	0	0	0	0	0	0	0	0	0	0	1	0	0	0	0	1	1	0	0	0	
	Female	0	0	0	0	0	0	0	0	0	0	0	0	0	0	0	0	0	0	0	0	0	0	0	0	0	0	0	
Larceny-Theft (Except Motor Vehicle Theft)	Male	0	0	0	0	0	0	0	0	0	1	0	0	0	1	1	0	0	0	0	0	0	0	3	3	0	0	0	
	Female	0	0	0	0	0	0	0	0	0	0	0	0	0	0	0	0	0	0	0	0	0	0	0	0	0	0	0	
Motor Vehicle Theft	Male	0	0	0	0	0	0	0	0	0	0	0	0	0	0	0	0	0	0	0	0	0	0	0	0	0	0	0	
	Female	0	0	0	0	0	0	0	0	0	0	0	0	0	0	0	0	0	0	0	0	0	0	0	0	0	0	0	
Other Assaults (Return A - 4e)	Male	0	0	0	0	0	0	0	0	0	0	1	0	0	4	1	0	0	2	2	0	0	10	11	0	3	0		
	Female	0	0	0	0	0	0	0	0	0	0	1	0	0	0	0	0	0	0	0	2	0	1	4	0	0	0	0	
Arson	Male	0	0	0	0	0	0	0	0	0	0	0	0	0	0	0	0	0	0	0	0	0	0	0	0	0	0	0	
	Female	0	0	0	0	0	0	0	0	0	0	0	0	0	0	0	0	0	0	0	0	0	0	0	0	0	0	0	
Forgery and Counterfeiting	Male	0	0	0	0	0	0	0	0	0	0	0	0	0	0	0	0	0	0	0	0	0	0	0	0	0	0	0	
	Female	0	0	0	0	0	0	0	0	0	0	0	0	0	0	0	0	0	0	0	0	0	0	0	0	0	0	0	
Fraud	Male	0	0	0	0	0	0	0	0	0	0	0	0	0	0	0	0	0	0	0	0	0	0	0	0	0	0	0	
	Female	0	0	0	0	0	0	0	0	0	0	0	0	0	0	0	0	0	0	0	0	0	0	0	0	0	0	0	
Embezzlement	Male	0	0	0	0	0	0	0	0	0	0	0	0	0	0	0	0	0	0	0	0	0	0	0	0	0	0	0	
	Female	0	0	0	0	0	0	0	0	0	0	0	0	0	0	0	0	0	0	0	0	0	0	0	0	0	0	0	
Stolen Property; Buying, Receiving, Possessing	Male	0	0	0	0	0	0	0	0	0	0	0	0	0	0	0	0	0	0	0	0	0	0	0	0	0	0	0	
	Female	0	0	0	0	0	0	0	0	0	0	0	0	0	0	0	0	0	0	0	0	0	0	0	0	0	0	0	
Vandalism	Male	0	0	0	0	0	0	0	1	0	0	0	0	0	0	2	0	0	1	0	0	0	0	4	4	1	0	0	
	Female	0	0	0	0	0	0	0	0	0	0	0	0	1	0	0	0	0	0	0	0	0	0	1	0	0	0	0	
Weapons; Carrying, Possessing, etc.	Male	0	0	0	0	0	0	0	0	0	0	0	0	0	0	0	0	0	0	0	0	0	0	0	0	0	0	0	
	Female	0	0	0	0	0	0	0	0	0	0	0	0	0	0	0	0	0	0	0	0	0	0	0	0	0	0	0	
Prostitution and Commercialized Vice	Male	0	0	0	0	0	0	0	0	0	0	0	0	0	0	0	0	0	0	0	0	0	0	0	0	0	0	0	
	Female	0	0	0	0	0	0	0	0	0	0	0	0	0	0	0	0	0	0	0	0	0	0	0	0	0	0	0	
Prostitution	Male	0	0	0	0	0	0	0	0	0	0	0	0	0	0	0	0	0	0	0	0	0	0	0	0	0	0	0	
	Female	0	0	0	0	0	0	0	0	0	0	0	0	0	0	0	0	0	0	0	0	0	0	0	0	0	0	0	



Arrestee Summary Report

Beginning Date: 01/01/2021

Ending Date: 12/31/2021

Classification of Offenses	Sex	Under 10	10-12	13-14	15	16	17	18	19	20	21	22	23	24	25-29	30-34	35-39	40-44	45-49	50-54	55-59	60-64	65 and Over	Total	White	Black	American Indian / Alaskan Native	Asian	Native Hawaiian / Other Pacific Islander	
Assisting or Promoting Prostitution	Male	0	0	0	0	0	0	0	0	0	0	0	0	0	0	0	0	0	0	0	0	0	0	0	0	0	0	0	0	
	Female	0	0	0	0	0	0	0	0	0	0	0	0	0	0	0	0	0	0	0	0	0	0	0	0	0	0	0	0	0
Purchasing Prostitution	Male	0	0	0	0	0	0	0	0	0	0	0	0	0	0	0	0	0	0	0	0	0	0	0	0	0	0	0	0	
	Female	0	0	0	0	0	0	0	0	0	0	0	0	0	0	0	0	0	0	0	0	0	0	0	0	0	0	0	0	
Sex Offenses (Except Rape and Prostitution)	Male	0	0	0	0	0	0	0	0	0	0	0	0	0	0	0	0	0	0	0	0	0	0	0	0	0	0	0	0	
	Female	0	0	0	0	0	0	0	0	0	0	0	0	0	0	0	0	0	0	0	0	0	0	0	0	0	0	0	0	
Drug Abuse Violations - Grand Total	Male	0	0	0	0	0	0	0	0	0	0	0	0	0	1	1	0	0	0	0	0	0	1	0	3	4	0	0	1	0
	Female	0	0	0	0	0	0	0	0	0	0	0	0	0	0	2	0	0	0	0	0	0	0	0	2	0	0	0	0	
(1) Sale/Manufacturing - Subtotal	Male	0	0	0	0	0	0	0	0	0	0	0	0	0	1	1	0	0	0	0	0	0	0	2	1	0	0	1	0	
	Female	0	0	0	0	0	0	0	0	0	0	0	0	0	0	0	0	0	0	0	0	0	0	0	0	0	0	0	0	
18a - Opium/Cocaine	Male	0	0	0	0	0	0	0	0	0	0	0	0	0	1	1	0	0	0	0	0	0	0	2	1	0	0	1	0	
	Female	0	0	0	0	0	0	0	0	0	0	0	0	0	0	0	0	0	0	0	0	0	0	0	0	0	0	0	0	
18b - Marijuana	Male	0	0	0	0	0	0	0	0	0	0	0	0	0	0	0	0	0	0	0	0	0	0	0	0	0	0	0	0	
	Female	0	0	0	0	0	0	0	0	0	0	0	0	0	0	0	0	0	0	0	0	0	0	0	0	0	0	0	0	
18c - Synthetic Narcotics - Manufactured Narcotics Which Can Cause True Drug Addiction (Demerol, Methadones)	Male	0	0	0	0	0	0	0	0	0	0	0	0	0	0	0	0	0	0	0	0	0	0	0	0	0	0	0	0	
	Female	0	0	0	0	0	0	0	0	0	0	0	0	0	0	0	0	0	0	0	0	0	0	0	0	0	0	0	0	
18d - Other - Dangerous Nonnarcotic Drugs (Barbiturates, Benzadrine)	Male	0	0	0	0	0	0	0	0	0	0	0	0	0	0	0	0	0	0	0	0	0	0	0	0	0	0	0	0	
	Female	0	0	0	0	0	0	0	0	0	0	0	0	0	0	0	0	0	0	0	0	0	0	0	0	0	0	0	0	
(2) Possession - Subtotal	Male	0	0	0	0	0	0	0	0	0	0	0	0	0	0	0	0	0	0	0	0	1	0	1	3	0	0	0	0	
	Female	0	0	0	0	0	0	0	0	0	0	0	0	0	0	2	0	0	0	0	0	0	0	2	0	0	0	0	0	
18e - Opium or Cocaine and Their Derivatives (Morphine, Heroin, Codeine)	Male	0	0	0	0	0	0	0	0	0	0	0	0	0	0	0	0	0	0	0	0	0	0	0	0	1	0	0	0	
	Female	0	0	0	0	0	0	0	0	0	0	0	0	0	0	1	0	0	0	0	0	0	0	1	0	0	0	0	0	
18f - Marijuana	Male	0	0	0	0	0	0	0	0	0	0	0	0	0	0	0	0	0	0	0	0	0	0	0	0	0	0	0	0	
	Female	0	0	0	0	0	0	0	0	0	0	0	0	0	0	0	0	0	0	0	0	0	0	0	0	0	0	0	0	
18g - Synthetic Narcotics - Manufactured Narcotics Which Can Cause True Drug Addiction (Demerol, Methadones)	Male	0	0	0	0	0	0	0	0	0	0	0	0	0	0	0	0	0	0	0	0	0	0	0	0	0	0	0	0	
	Female	0	0	0	0	0	0	0	0	0	0	0	0	0	0	0	0	0	0	0	0	0	0	0	0	0	0	0	0	
18h - Other - Dangerous Nonnarcotic Drugs	Male	0	0	0	0	0	0	0	0	0	0	0	0	0	0	0	0	0	0	0	0	1	0	1	2	0	0	0	0	
	Female	0	0	0	0	0	0	0	0	0	0	0	0	0	0	1	0	0	0	0	0	0	0	1	0	0	0	0	0	
Gambling - Total	Male	0	0	0	0	0	0	0	0	0	0	0	0	0	0	0	0	0	0	0	0	0	0	0	0	0	0	0	0	
	Female	0	0	0	0	0	0	0	0	0	0	0	0	0	0	0	0	0	0	0	0	0	0	0	0	0	0	0	0	



Arrestee Summary Report

Beginning Date: 01/01/2021

Ending Date: 12/31/2021

Classification of Offenses	Sex	Under 10	10-12	13-14	15	16	17	18	19	20	21	22	23	24	25-29	30-34	35-39	40-44	45-49	50-54	55-59	60-64	65 and Over	Total	White	Black	American Indian / Alaskan Native	Asian	Native Hawaiian / Other Pacific Islander
Bookmaking (Horse and Sport Book)	Male	0	0	0	0	0	0	0	0	0	0	0	0	0	0	0	0	0	0	0	0	0	0	0	0	0	0	0	
	Female	0	0	0	0	0	0	0	0	0	0	0	0	0	0	0	0	0	0	0	0	0	0	0	0	0	0	0	0
Numbers and Lottery	Male	0	0	0	0	0	0	0	0	0	0	0	0	0	0	0	0	0	0	0	0	0	0	0	0	0	0	0	
	Female	0	0	0	0	0	0	0	0	0	0	0	0	0	0	0	0	0	0	0	0	0	0	0	0	0	0	0	0
All Other Gambling	Male	0	0	0	0	0	0	0	0	0	0	0	0	0	0	0	0	0	0	0	0	0	0	0	0	0	0	0	
	Female	0	0	0	0	0	0	0	0	0	0	0	0	0	0	0	0	0	0	0	0	0	0	0	0	0	0	0	
Offenses Against The Family and Children	Male	0	0	0	0	0	0	0	0	0	0	0	0	0	0	0	0	0	0	0	0	0	0	0	0	0	0	0	
	Female	0	0	0	0	0	0	0	0	0	0	0	0	0	0	0	0	0	0	0	0	0	0	0	0	0	0	0	
Driving Under The Influence	Male	0	0	0	0	0	0	0	0	0	0	1	0	0	0	1	1	0	0	0	0	0	1	1	5	2	1	1	0
	Female	0	0	0	0	0	0	0	0	0	0	0	0	0	0	0	0	0	0	0	0	0	0	0	0	0	0	0	
Liquor Laws	Male	0	0	0	0	0	0	0	0	0	0	0	0	0	0	0	0	0	0	0	0	0	0	0	0	0	0	0	
	Female	0	0	0	0	0	0	0	0	0	0	0	0	0	0	0	0	0	0	0	0	0	0	0	0	0	0	0	
Drunkenness	Male	0	0	0	0	0	0	0	0	0	0	0	0	0	0	0	0	0	0	0	0	0	0	0	0	0	0	0	
	Female	0	0	0	0	0	0	0	0	0	0	0	0	0	0	0	0	0	0	0	0	0	0	0	0	0	0	0	
Disorderly Conduct	Male	0	0	0	0	0	0	0	0	0	0	0	0	0	0	0	0	0	0	0	0	0	1	0	1	1	0	1	0
	Female	0	0	0	0	0	0	0	0	0	0	0	0	0	0	0	0	0	0	0	0	1	0	0	1	0	0	0	
Vagrancy	Male	0	0	0	0	0	0	0	0	0	0	0	0	0	0	0	0	0	0	0	0	0	0	0	0	0	0	0	
	Female	0	0	0	0	0	0	0	0	0	0	0	0	0	0	0	0	0	0	0	0	0	0	0	0	0	0	0	
All Other Offenses (Except Traffic)	Male	0	0	0	0	0	0	0	3	0	0	0	1	5	8	8	2	5	0	0	2	0	0	34	24	7	11	1	0
	Female	0	0	0	0	0	0	0	0	0	0	0	0	0	0	5	0	1	1	1	1	0	0	9	0	0	0	0	
Suspicion	Male	0	0	0	0	0	0	0	0	0	0	0	0	0	0	0	0	0	0	0	0	0	0	0	0	0	0	0	
	Female	0	0	0	0	0	0	0	0	0	0	0	0	0	0	0	0	0	0	0	0	0	0	0	0	0	0	0	
Curfew and Loitering Law Violations	Male	0	0	0	0	0	0																	0	0	0	0	0	
	Female	0	0	0	0	0	0																	0	0	0	0	0	
Runaway	Male	0	0	0	0	0	0																	0	0	0	0	0	
	Female	0	0	0	0	0	0																	0	0	0	0	0	
Human Trafficking/Commercial Sex Acts	Male	0	0	0	0	0	0	0	0	0	0	0	0	0	0	0	0	0	0	0	0	0	0	0	0	0	0	0	
	Female	0	0	0	0	0	0	0	0	0	0	0	0	0	0	0	0	0	0	0	0	0	0	0	0	0	0	0	
Human Trafficking/Involuntary Servitude	Male	0	0	0	0	0	0	0	0	0	0	0	0	0	0	0	0	0	0	0	0	0	0	0	0	0	0	0	
	Female	0	0	0	0	0	0	0	0	0	0	0	0	0	0	0	0	0	0	0	0	0	0	0	0	0	0	0	
SUB TOTAL	Male	0	0	0	0	0	0	0	4	0	1	1	2	5	10	17	5	5	2	2	4	3	1	62					
	Female	0	0	0	0	0	0	0	0	0	0	0	1	0	1	7	0	1	1	1	4	0	1	17					
TOTAL		0	0	0	0	0	0	0	4	0	1	1	3	5	11	24	5	6	3	3	8	3	2	79	51	9	16	2	0



SRS Summary Report

Beginning Date: 01/01/2021

Ending Date: 12/31/2021

Return A

Agency: SEWARD POLICE DEPARTMENT

Classification of Offenses	Offenses Reported	Unfounded	Actual Offenses	Tot. Offenses Cleared	Clearances Involving Persons Under 18 Yr. of Age
Murder/NonNegligent Homicide(Total)	0	0	0	0	0
Manslaughter by Negligence(Total)	0	0	0	0	0
Rape(Total)	5	0	5	0	0
Rape	5	0	5	0	0
Attempted Rape	0	0	0	0	0
Robbery(Total)	0	0	0	0	0
Robbery - Firearm	0	0	0	0	0
Robbery - Knife or Cutting Instrument	0	0	0	0	0
Robbery - Other Dangerous Weapon	0	0	0	0	0
Robbery - StrongArm(Hands,Fists,Feet,etc)	0	0	0	0	0
Assault(Total)	34	0	34	23	2
Assault - Firearm	2	0	2	2	0
Assault - Knife or Cutting Instrument	1	0	1	1	1
Assault - Other Dangerous Weapon	5	0	5	4	0
Assault - StrongArm(Hands,Fists,Feet,etc)	3	0	3	2	0
Assault - Other(Simple, Not Aggravated)	23	0	23	14	1
Burglary(Total)	4	0	4	3	0
Burglary - Forcible Entry	4	0	4	3	0
Burglary - Unlawful Entry(No Force)	0	0	0	0	0
Burglary - Attempted Forcible Entry	0	0	0	0	0
Larceny(Total) - Theft(Excluding Motor Vehicles)	33	0	33	3	0
Motor Vehicle Theft(Total)	7	0	7	1	0
Motor Vehicle Theft - Autos	6	0	6	1	0
Motor Vehicle Theft - Trucks and Buses	1	0	1	0	0
Motor Vehicle Theft - Other Vehicles	0	0	0	0	0
Grand Total	83	0	83	30	2



SRS Summary Report

Beginning Date: 01/01/2021

Ending Date: 12/31/2021

Supplement Return A

Agency: SEWARD POLICE DEPARTMENT

Classification of Offenses	Actual Offenses	Value of Property	Type of Property	Stolen	Recovered
MURDER AND NONNEGLIGENT MANSLAUGHTER	0	0	Currency, Notes, Etc.	158,275	155,275
RAPE	5	0	Jewelry and Precious Metals	950	50
ROBBERY - HIGHWAY (streets, alleys, etc.)	0	0	Clothing and Furs	10,977	0
COMMERCIAL HOUSE (except c, d, and f)	0	0	Locally Stolen Motor Vehicles	69,000	46,000
GAS OR SERVICE STATION	0	0	Office Equipment	2,426	1,000
CONVENIENCE STORE	0	0	Televisions, Radios, Stereos, Etc.	0	0
RESIDENCE	0	0	Firearms	930	0
BANK	0	0	Household Goods	1,580	1,150
MISCELLANEOUS	0	0	Consumable Goods	1,791	208
TOTAL ROBBERY	0	0	Livestock	0	0
BURGLARY - BREAKING OR ENTERING - RESIDENCE (dwelling) NIGHT (6 p.m. - 6 a.m.)	1	1,000	Miscellaneous	19,856	1,685
DAY (6 a.m. - 6 p.m.)	2	15,025	TOTAL	265,785	205,368
UNKNOWN	0	0			
NON-RESIDENCE (store, office, etc.) NIGHT (6 p.m. - 6 a.m.)	0	0			
DAY (6 a.m. - 6 p.m.)	1	100			
UNKNOWN	0	0			
TOTAL BURGLARY	4	16,125			
LARCENY - THEFT (Except Motor Vehicle Theft) - \$200 AND OVER	23	173,007			
\$50 TO \$199	5	548			
UNDER \$50	5	105			
TOTAL LARCENY (Same as Item 6x)	33	173,660			
MOTOR VEHICLE THEFT (Include Alleged Joy Ride)	7	76,000			
GRAND TOTAL - ALL ITEMS		265,785			
ADDITIONAL ANALYSIS OF LARCENY AND MOTOR VEHICLE THEFT - 6x. NATURE OF LARCENIES UNDER ITEM 6 (POCKET-PICKING)	0	0			
PURSE-SNATCHING	0	0			
SHOPLIFTING	3	385			
FROM MOTOR VEHICLES (except e)	5	5,655			
MOTOR VEHICLE PARTS AND ACCESSORIES	2	211			

Grand Totals for 'Property Stolen by Type and Value' and 'Property Stolen by Classification' may not match due to NIBRS conversion specification set by the FBI.



SRS Summary Report

Beginning Date: 01/01/2021

Ending Date: 12/31/2021

Classification of Offenses	Actual Offenses	Value of Property
BICYCLES	2	850
FROM BUILDING (except c and h)	12	6,986
FROM ANY COIN-OPERATED MACHINES (parking meters, etc.)	1	800
ALL OTHER	8	158,773
TOTAL LARCENIES (Same as Item 6)	33	173,660
MOTOR VEHICLES RECOVERED (STOLEN LOCALLY AND RECOVERED LOCALLY)	0	
STOLEN LOCALLY AND RECOVERED BY OTHER JURISDICTIONS	0	
TOTAL LOCALLY STOLEN MOTOR VEHICLES RECOVERED	5	
STOLEN IN OTHER JURISDICTIONS AND RECOVERED LOCALLY	0	

Grand Totals for 'Property Stolen by Type and Value' and 'Property Stolen by Classification' may not match due to NIBRS conversion specification set by the FBI.



SRS Summary Report

Beginning Date: 01/01/2021

Ending Date: 12/31/2021

Law Enforcement Officers Killed or Assaulted

Agency: SEWARD POLICE DEPARTMENT

Police Officers Killed Feloniously	Police Officers Killed Accidentally
0	0

Type of Activity	Total Assaults by Weapon	Firearm	Knife or Other Cutting Instrum.	Other Dangerous Weapon	Hands Fists Feet etc.	Two Man Vehicle	One-Man Vehicle		Detective or Special Assign		Other		Police Assaults Cleared
							Alone	Assisted	Alone	Assisted	Alone	Assisted	
Responding to disturbance call (family quarrels, person with firearm, etc.)	1	0	0	0	1	0	0	1	0	0	0	0	1
Burglaries in progress or pursuing burglary suspects	0	0	0	0	0	0	0	0	0	0	0	0	0
Robberies in progress or pursuing robbery suspects	0	0	0	0	0	0	0	0	0	0	0	0	0
Attempting other arrests	0	0	0	0	0	0	0	0	0	0	0	0	0
Civil disorder (riot, mass disobedience, etc.)	0	0	0	0	0	0	0	0	0	0	0	0	0
Handling, transporting, custody of prisoners	1	0	0	0	1	0	0	1	0	0	0	0	1
Investigating suspicious persons or circumstances	0	0	0	0	0	0	0	0	0	0	0	0	0
Ambush - no warning	0	0	0	0	0	0	0	0	0	0	0	0	0
Handling persons with mental illness	0	0	0	0	0	0	0	0	0	0	0	0	0
Traffic pursuits and stops	0	0	0	0	0	0	0	0	0	0	0	0	0
All other	0	0	0	0	0	0	0	0	0	0	0	0	0
TOTAL	2	0	0	0	2	0	0	2	0	0	0	0	2
Number with personal injury	0	0	0	0	0	0	0	0	0	0	0	0	0



SRS Summary Report

Beginning Date: 01/01/2021

Ending Date: 12/31/2021

Type of Activity	Total Assaults by Weapon	Firearm	Knife or Other Cutting Instrum.	Other Dangerous Weapon	Hands Fists Feet etc.	Two Man Vehicle	One-Man Vehicle		Detective or Special Assign		Other		Police Assaults Cleared
							Alone	Assisted	Alone	Assisted	Alone	Assisted	
Number without personal injury	2	0	0	0	2	0	0	0	0	0	0	0	0

Time of assaults	12:01 - 2:00	2:01 - 4:00	4:01 - 6:00	6:01 - 8:00	8:01 - 10:00	10:01 - 12:00
Time of Assault AM	1	0	0	0	0	0
PM	1	0	0	0	0	0



Arrestee Summary Report

Beginning Date: 01/01/2021

Ending Date: 12/31/2021

Arrests by Age/Sex/Race

Agency: SEWARD POLICE DEPARTMENT

Offense: All

Classification of Offenses	Sex	Under 10	10-12	13-14	15	16	17	18	19	20	21	22	23	24	25-29	30-34	35-39	40-44	45-49	50-54	55-59	60-64	65 and Over	Total	White	Black	American Indian / Alaskan Native	Asian	Native Hawaiian / Other Pacific Islander
Murder and Nonnegligent Manslaughter	Male	0	0	0	0	0	0	0	0	0	0	0	0	0	1	0	0	0	0	0	0	0	0	1	0	1	0	0	0
	Female	0	0	0	0	0	0	0	0	0	0	0	0	0	0	0	0	0	0	0	0	0	0	0	0	0	0	0	0
Manslaughter by Negligence	Male	0	0	0	0	0	0	0	0	0	0	0	0	0	0	0	0	0	0	0	0	0	0	0	0	0	0	0	0
	Female	0	0	0	0	0	0	0	0	0	0	0	0	0	0	0	0	0	0	0	0	0	0	0	0	0	0	0	0
Rape	Male	0	0	0	0	0	0	0	0	0	0	0	0	0	0	0	0	0	0	0	0	0	0	0	0	0	0	0	0
	Female	0	0	0	0	0	0	0	0	0	0	0	0	0	0	0	0	0	0	0	0	0	0	0	0	0	0	0	0
Robbery	Male	0	0	0	0	0	0	0	0	0	0	0	0	0	0	0	0	0	0	0	0	0	0	0	0	0	0	0	0
	Female	0	0	0	0	0	0	0	0	0	0	0	0	0	0	0	0	0	0	0	0	0	0	0	0	0	0	0	0
Aggravated Assault (Return A - 4a-d)	Male	0	0	0	0	0	0	0	0	0	0	0	0	0	2	1	1	1	0	2	0	0	0	7	2	1	5	0	0
	Female	0	0	0	1	0	0	0	0	0	0	0	0	0	0	0	0	0	0	0	0	0	0	1	0	0	0	0	0
Burglary - Breaking or Entering	Male	0	0	0	0	0	0	0	0	0	0	0	0	0	2	0	0	0	0	0	0	0	0	2	4	0	0	0	0
	Female	0	0	0	0	0	0	0	0	0	0	0	0	0	1	1	0	0	0	0	0	0	0	2	0	0	0	0	0
Larceny-Theft (Except Motor Vehicle Theft)	Male	0	0	0	0	0	0	0	0	0	0	1	0	0	0	0	0	0	0	0	0	0	0	1	3	0	1	0	0
	Female	0	0	0	0	0	0	0	0	1	0	0	1	0	0	1	0	0	0	0	0	0	0	3	0	0	0	0	0
Motor Vehicle Theft	Male	0	0	0	0	0	0	0	0	0	0	0	0	0	0	0	0	1	0	0	0	0	0	1	1	0	0	0	0
	Female	0	0	0	0	0	0	0	0	0	0	0	0	0	0	0	0	0	0	0	0	0	0	0	0	0	0	0	0
Other Assaults (Return A - 4e)	Male	0	0	0	0	0	0	0	0	0	0	0	0	0	2	1	2	1	0	2	0	0	0	8	6	1	1	1	0
	Female	0	0	0	0	0	0	0	0	0	0	0	0	0	1	0	0	0	0	0	0	0	0	1	0	0	0	0	0
Arson	Male	0	0	0	0	0	0	0	0	0	0	0	0	0	0	0	0	0	0	0	0	0	0	0	0	0	0	0	0
	Female	0	0	0	0	0	0	0	0	0	0	0	0	0	0	0	0	0	0	0	0	0	0	0	0	0	0	0	0
Forgery and Counterfeiting	Male	0	0	0	0	0	0	0	0	0	0	0	0	0	0	0	0	0	0	0	0	0	0	0	0	0	0	0	0
	Female	0	0	0	0	0	0	0	0	0	0	0	0	0	0	0	0	0	0	0	0	0	0	0	0	0	0	0	0
Fraud	Male	0	0	0	0	0	0	0	0	0	0	0	0	0	0	0	0	0	0	0	0	0	0	0	0	0	0	0	0
	Female	0	0	0	0	0	0	0	0	0	0	0	0	0	0	0	0	0	0	0	0	0	0	0	0	0	0	0	0
Embezzlement	Male	0	0	0	0	0	0	0	0	0	0	0	0	0	0	0	0	0	0	0	0	0	0	0	0	0	0	0	0
	Female	0	0	0	0	0	0	0	0	0	0	0	0	0	0	0	0	0	0	0	0	0	0	0	0	0	0	0	0
Stolen Property; Buying, Receiving, Possessing	Male	0	0	0	0	0	0	0	0	0	0	0	0	0	0	0	0	0	0	0	0	0	0	0	0	0	0	0	0
	Female	0	0	0	0	0	0	0	0	0	0	0	0	0	0	0	0	0	0	0	0	0	0	0	0	0	0	0	0
Vandalism	Male	0	0	0	0	0	0	0	0	0	0	0	0	0	0	0	0	0	0	1	0	0	0	1	1	0	4	0	0
	Female	0	0	0	0	0	0	0	0	0	0	0	0	1	0	1	1	0	0	1	0	0	0	4	0	0	0	0	0
Weapons; Carrying, Possessing, etc.	Male	0	0	0	0	0	0	0	0	0	0	0	0	0	0	0	1	0	0	0	1	0	0	2	2	0	0	0	0
	Female	0	0	0	0	0	0	0	0	0	0	0	0	0	0	0	0	0	0	0	0	0	0	0	0	0	0	0	0
Prostitution and Commercialized Vice	Male	0	0	0	0	0	0	0	0	0	0	0	0	0	0	0	0	0	0	0	0	0	0	0	0	0	0	0	0
	Female	0	0	0	0	0	0	0	0	0	0	0	0	0	0	0	0	0	0	0	0	0	0	0	0	0	0	0	0
Prostitution	Male	0	0	0	0	0	0	0	0	0	0	0	0	0	0	0	0	0	0	0	0	0	0	0	0	0	0	0	0
	Female	0	0	0	0	0	0	0	0	0	0	0	0	0	0	0	0	0	0	0	0	0	0	0	0	0	0	0	0



Arrestee Summary Report

Beginning Date: 01/01/2021

Ending Date: 12/31/2021

Classification of Offenses	Sex	Under 10	10-12	13-14	15	16	17	18	19	20	21	22	23	24	25-29	30-34	35-39	40-44	45-49	50-54	55-59	60-64	65 and Over	Total	White	Black	American Indian / Alaskan Native	Asian	Native Hawaiian / Other Pacific Islander
Assisting or Promoting Prostitution	Male	0	0	0	0	0	0	0	0	0	0	0	0	0	0	0	0	0	0	0	0	0	0	0	0	0	0	0	0
	Female	0	0	0	0	0	0	0	0	0	0	0	0	0	0	0	0	0	0	0	0	0	0	0	0	0	0	0	0
Purchasing Prostitution	Male	0	0	0	0	0	0	0	0	0	0	0	0	0	0	0	0	0	0	0	0	0	0	0	0	0	0	0	0
	Female	0	0	0	0	0	0	0	0	0	0	0	0	0	0	0	0	0	0	0	0	0	0	0	0	0	0	0	0
Sex Offenses (Except Rape and Prostitution)	Male	0	0	0	0	0	0	0	0	0	0	0	0	0	0	0	0	0	0	0	0	0	0	0	0	0	0	0	0
	Female	0	0	0	0	0	0	0	0	0	0	0	0	0	0	0	0	0	0	0	0	0	0	0	0	0	0	0	0
Drug Abuse Violations - Grand Total	Male	0	0	0	0	0	0	1	0	0	0	0	0	0	0	0	1	3	0	1	0	0	0	0	6	8	2	1	0
	Female	0	0	0	0	0	1	0	0	0	0	0	0	0	2	1	0	1	0	0	0	0	0	0	5	0	0	0	0
(1) Sale/Manufacturing - Subtotal	Male	0	0	0	0	0	0	0	0	0	0	0	0	0	0	0	0	1	0	0	0	0	0	1	2	0	0	0	
	Female	0	0	0	0	0	0	0	0	0	0	0	0	0	1	0	0	0	0	0	0	0	0	1	0	0	0	0	
18a - Opium/Cocaine	Male	0	0	0	0	0	0	0	0	0	0	0	0	0	0	0	0	1	0	0	0	0	0	1	2	0	0	0	
	Female	0	0	0	0	0	0	0	0	0	0	0	0	0	1	0	0	0	0	0	0	0	0	1	0	0	0	0	
18b - Marijuana	Male	0	0	0	0	0	0	0	0	0	0	0	0	0	0	0	0	0	0	0	0	0	0	0	0	0	0	0	0
	Female	0	0	0	0	0	0	0	0	0	0	0	0	0	0	0	0	0	0	0	0	0	0	0	0	0	0	0	0
18c - Synthetic Narcotics - Manufactured Narcotics Which Can Cause True Drug Addiction (Demerol, Methadones)	Male	0	0	0	0	0	0	0	0	0	0	0	0	0	0	0	0	0	0	0	0	0	0	0	0	0	0	0	0
	Female	0	0	0	0	0	0	0	0	0	0	0	0	0	0	0	0	0	0	0	0	0	0	0	0	0	0	0	0
18d - Other - Dangerous Nonnarcotic Drugs (Barbiturates, Benzadrine)	Male	0	0	0	0	0	0	0	0	0	0	0	0	0	0	0	0	0	0	0	0	0	0	0	0	0	0	0	0
	Female	0	0	0	0	0	0	0	0	0	0	0	0	0	0	0	0	0	0	0	0	0	0	0	0	0	0	0	0
(2) Possession - Subtotal	Male	0	0	0	0	0	0	1	0	0	0	0	0	0	0	0	1	2	0	1	0	0	0	5	6	2	1	0	0
	Female	0	0	0	0	0	1	0	0	0	0	0	0	0	1	1	0	1	0	0	0	0	0	4	0	0	0	0	0
18e - Opium or Cocaine and Their Derivatives (Morphine, Heroin, Codeine)	Male	0	0	0	0	0	0	0	0	0	0	0	0	0	0	0	0	0	0	0	0	0	0	0	0	0	0	0	0
	Female	0	0	0	0	0	0	0	0	0	0	0	0	0	0	0	0	0	0	0	0	0	0	0	0	0	0	0	0
18f - Marijuana	Male	0	0	0	0	0	0	1	0	0	0	0	0	0	0	0	1	0	0	0	0	0	0	2	1	2	0	0	0
	Female	0	0	0	0	0	1	0	0	0	0	0	0	0	0	0	0	0	0	0	0	0	0	1	0	0	0	0	0
18g - Synthetic Narcotics - Manufactured Narcotics Which Can Cause True Drug Addiction (Demerol, Methadones)	Male	0	0	0	0	0	0	0	0	0	0	0	0	0	0	0	0	0	0	0	0	0	0	0	0	0	0	0	0
	Female	0	0	0	0	0	0	0	0	0	0	0	0	0	0	0	0	0	0	0	0	0	0	0	0	0	0	0	0
18h - Other - Dangerous Nonnarcotic Drugs	Male	0	0	0	0	0	0	0	0	0	0	0	0	0	0	0	0	2	0	1	0	0	0	3	5	0	1	0	0
	Female	0	0	0	0	0	0	0	0	0	0	0	0	0	1	1	0	1	0	0	0	0	0	3	0	0	0	0	0
Gambling - Total	Male	0	0	0	0	0	0	0	0	0	0	0	0	0	0	0	0	0	0	0	0	0	0	0	0	0	0	0	0
	Female	0	0	0	0	0	0	0	0	0	0	0	0	0	0	0	0	0	0	0	0	0	0	0	0	0	0	0	0



Arrestee Summary Report

Beginning Date: 01/01/2021

Ending Date: 12/31/2021

Classification of Offenses	Sex	Under 10	10-12	13-14	15	16	17	18	19	20	21	22	23	24	25-29	30-34	35-39	40-44	45-49	50-54	55-59	60-64	65 and Over	Total	White	Black	American Indian / Alaskan Native	Asian	Native Hawaiian / Other Pacific Islander	
Bookmaking (Horse and Sport Book)	Male	0	0	0	0	0	0	0	0	0	0	0	0	0	0	0	0	0	0	0	0	0	0	0	0	0	0	0		
	Female	0	0	0	0	0	0	0	0	0	0	0	0	0	0	0	0	0	0	0	0	0	0	0	0	0	0	0	0	
Numbers and Lottery	Male	0	0	0	0	0	0	0	0	0	0	0	0	0	0	0	0	0	0	0	0	0	0	0	0	0	0	0		
	Female	0	0	0	0	0	0	0	0	0	0	0	0	0	0	0	0	0	0	0	0	0	0	0	0	0	0	0	0	
All Other Gambling	Male	0	0	0	0	0	0	0	0	0	0	0	0	0	0	0	0	0	0	0	0	0	0	0	0	0	0	0		
	Female	0	0	0	0	0	0	0	0	0	0	0	0	0	0	0	0	0	0	0	0	0	0	0	0	0	0	0		
Offenses Against The Family and Children	Male	0	0	0	0	0	0	0	0	0	0	0	0	0	0	0	1	0	0	0	0	0	0	0	1	1	0	0	0	
	Female	0	0	0	0	0	0	0	0	0	0	0	0	0	0	0	0	0	0	0	0	0	0	0	0	0	0	0	0	
Driving Under The Influence	Male	0	0	0	0	0	0	0	0	0	0	1	2	2	12	16	3	7	2	0	6	1	0	52	46	5	14	2	0	
	Female	0	0	0	0	0	0	0	0	0	0	3	1	1	0	6	2	1	0	2	0	0	1	17						
Liquor Laws	Male	0	0	0	0	0	2	0	0	0	0	0	0	0	0	0	0	0	0	0	0	0	0	2	0	0	3	0	0	
	Female	0	0	0	0	0	0	0	1	0	0	0	0	0	0	0	0	0	0	0	0	0	0	1						
Drunkenness	Male	0	0	0	0	0	0	0	0	0	0	0	0	0	0	0	0	0	0	0	0	0	0	0	0	0	1	1	0	
	Female	0	0	0	0	0	0	0	0	0	0	0	0	0	0	1	0	0	0	0	1	0	0	2						
Disorderly Conduct	Male	0	0	0	0	0	0	0	0	1	0	1	0	0	2	1	0	1	0	0	1	0	0	7	7	1	4	0	0	
	Female	0	0	0	0	0	0	0	0	0	0	0	0	0	2	1	1	1	0	0	0	0	0	5						
Vagrancy	Male	0	0	0	0	0	0	0	0	0	0	0	0	0	0	0	0	0	0	0	0	0	0	0	0	0	0	0	0	
	Female	0	0	0	0	0	0	0	0	0	0	0	0	0	0	0	0	0	0	0	0	0	0	0	0	0	0	0	0	
All Other Offenses (Except Traffic)	Male	0	0	0	0	0	0	0	0	0	0	0	0	0	2	2	1	1	1	1	0	2	0	1	11	9	0	9	0	0
	Female	0	0	0	0	0	0	0	0	0	0	0	0	0	0	3	0	1	0	0	3	0	0	7						
Suspicion	Male	0	0	0	0	0	0	0	0	0	0	0	0	0	0	0	0	0	0	0	0	0	0	0	0	0	0	0	0	
	Female	0	0	0	0	0	0	0	0	0	0	0	0	0	0	0	0	0	0	0	0	0	0	0	0	0	0	0	0	
Curfew and Loitering Law Violations	Male	0	0	0	0	0	0																	0	0	0	0	0	0	
	Female	0	0	0	0	0	0																	0						
Runaway	Male	0	0	0	0	0	0																	0	0	0	0	0	0	
	Female	0	0	0	0	0	0																	0						
Human Trafficking/Commercial Sex Acts	Male	0	0	0	0	0	0	0	0	0	0	0	0	0	0	0	0	0	0	0	0	0	0	0	0	0	0	0	0	
	Female	0	0	0	0	0	0	0	0	0	0	0	0	0	0	0	0	0	0	0	0	0	0	0	0	0	0	0	0	
Human Trafficking/Involuntary Servitude	Male	0	0	0	0	0	0	0	0	0	0	0	0	0	0	0	0	0	0	0	0	0	0	0	0	0	0	0	0	
	Female	0	0	0	0	0	0	0	0	0	0	0	0	0	0	0	0	0	0	0	0	0	0	0	0	0	0	0	0	
SUB TOTAL	Male	0	0	0	0	0	2	1	0	1	0	3	2	4	23	20	10	15	3	6	10	1	1	102						
	Female	0	0	0	1	0	1	0	1	1	0	3	2	2	6	15	4	4	0	3	4	0	1	48						
TOTAL		0	0	0	1	0	3	1	1	2	0	6	4	6	29	35	14	19	3	9	14	1	2	150	90	12	43	3	0	



SRS Summary Report

Beginning Date: 01/01/2021

Ending Date: 12/31/2021

Return A

Agency: SITKA POLICE DEPARTMENT

Classification of Offenses	Offenses Reported	Unfounded	Actual Offenses	Tot. Offenses Cleared	Clearances Involving Persons Under 18 Yr. of Age
Murder/NonNegligent Homicide(Total)	0	0	0	0	0
Manslaughter by Negligence(Total)	0	0	0	0	0
Rape(Total)	2	0	2	0	0
Rape	2	0	2	0	0
Attempted Rape	0	0	0	0	0
Robbery(Total)	0	0	0	0	0
Robbery - Firearm	0	0	0	0	0
Robbery - Knife or Cutting Instrument	0	0	0	0	0
Robbery - Other Dangerous Weapon	0	0	0	0	0
Robbery - StrongArm(Hands,Fists,Feet,etc)	0	0	0	0	0
Assault(Total)	48	0	48	26	1
Assault - Firearm	0	0	0	0	0
Assault - Knife or Cutting Instrument	1	0	1	1	0
Assault - Other Dangerous Weapon	0	0	0	0	0
Assault - StrongArm(Hands,Fists,Feet,etc)	0	0	0	0	0
Assault - Other(Simple, Not Aggravated)	47	0	47	25	1
Burglary(Total)	5	0	5	1	0
Burglary - Forcible Entry	1	0	1	0	0
Burglary - Unlawful Entry(No Force)	4	0	4	1	0
Burglary - Attempted Forcible Entry	0	0	0	0	0
Larceny(Total) - Theft(Excluding Motor Vehicles)	33	0	33	1	0
Motor Vehicle Theft(Total)	3	0	3	2	0
Motor Vehicle Theft - Autos	3	0	3	2	0
Motor Vehicle Theft - Trucks and Buses	0	0	0	0	0
Motor Vehicle Theft - Other Vehicles	0	0	0	0	0
Grand Total	91	0	91	30	1



SRS Summary Report

Beginning Date: 01/01/2021

Ending Date: 12/31/2021

Supplement Return A

Agency: SITKA POLICE DEPARTMENT

Classification of Offenses	Actual Offenses	Value of Property	Type of Property	Stolen	Recovered
MURDER AND NONNEGLIGENT MANSLAUGHTER	0	0	Currency, Notes, Etc.	2,633	2,001
RAPE	2	0	Jewelry and Precious Metals	2,519	1,700
ROBBERY - HIGHWAY (streets, alleys, etc.)	0	0	Clothing and Furs	448	47
COMMERCIAL HOUSE (except c, d, and f)	0	0	Locally Stolen Motor Vehicles	14,000	12,000
GAS OR SERVICE STATION	0	0	Office Equipment	1,660	1,300
CONVENIENCE STORE	0	0	Televisions, Radios, Stereos, Etc.	1	0
RESIDENCE	0	0	Firearms	1,900	1,900
BANK	0	0	Household Goods	100	0
MISCELLANEOUS	0	0	Consumable Goods	1,200	0
TOTAL ROBBERY	0	0	Livestock	0	0
BURGLARY - BREAKING OR ENTERING - RESIDENCE (dwelling) NIGHT (6 p.m. - 6 a.m.)	3	502	Miscellaneous	23,905	3,530
DAY (6 a.m. - 6 p.m.)	0	0	TOTAL	48,366	22,478
UNKNOWN	0	0			
NON-RESIDENCE (store, office, etc.) NIGHT (6 p.m. - 6 a.m.)	2	4,200			
DAY (6 a.m. - 6 p.m.)	0	0			
UNKNOWN	0	0			
TOTAL BURGLARY	5	4,702			
LARCENY - THEFT (Except Motor Vehicle Theft) - \$200 AND OVER	19	28,981			
\$50 TO \$199	7	650			
UNDER \$50	7	33			
TOTAL LARCENY (Same as Item 6x)	33	29,664			
MOTOR VEHICLE THEFT (Include Alleged Joy Ride)	3	14,000			
GRAND TOTAL - ALL ITEMS		48,366			
ADDITIONAL ANALYSIS OF LARCENY AND MOTOR VEHICLE THEFT - 6x. NATURE OF LARCENIES UNDER ITEM 6 (POCKET-PICKING)	0	0			
PURSE-SNATCHING	0	0			
SHOPLIFTING	1	66			
FROM MOTOR VEHICLES (except e)	4	2,853			
MOTOR VEHICLE PARTS AND ACCESSORIES	1	125			

Grand Totals for 'Property Stolen by Type and Value' and 'Property Stolen by Classification' may not match due to NIBRS conversion specification set by the FBI.



SRS Summary Report

Beginning Date: 01/01/2021

Ending Date: 12/31/2021

Classification of Offenses	Actual Offenses	Value of Property
BICYCLES	6	4,100
FROM BUILDING (except c and h)	3	3,599
FROM ANY COIN-OPERATED MACHINES (parking meters, etc.)	0	0
ALL OTHER	18	18,921
TOTAL LARCENIES (Same as Item 6)	33	29,664
MOTOR VEHICLES RECOVERED (STOLEN LOCALLY AND RECOVERED LOCALLY)	0	
STOLEN LOCALLY AND RECOVERED BY OTHER JURISDICTIONS	0	
TOTAL LOCALLY STOLEN MOTOR VEHICLES RECOVERED	2	
STOLEN IN OTHER JURISDICTIONS AND RECOVERED LOCALLY	0	

Grand Totals for 'Property Stolen by Type and Value' and 'Property Stolen by Classification' may not match due to NIBRS conversion specification set by the FBI.



SRS Summary Report

Beginning Date: 01/01/2021

Ending Date: 12/31/2021

Law Enforcement Officers Killed or Assaulted

Agency: SITKA POLICE DEPARTMENT

Police Officers Killed Feloniously	Police Officers Killed Accidentally
0	0

Type of Activity	Total Assaults by Weapon	Firearm	Knife or Other Cutting Instrum.	Other Dangerous Weapon	Hands Fists Feet etc.	Two Man Vehicle	One-Man Vehicle		Detective or Special Assign		Other		Police Assaults Cleared
							Alone	Assisted	Alone	Assisted	Alone	Assisted	
Responding to disturbance call (family quarrels, person with firearm, etc.)	0	0	0	0	0	0	0	0	0	0	0	0	0
Burglaries in progress or pursuing burglary suspects	0	0	0	0	0	0	0	0	0	0	0	0	0
Robberies in progress or pursuing robbery suspects	0	0	0	0	0	0	0	0	0	0	0	0	0
Attempting other arrests	0	0	0	0	0	0	0	0	0	0	0	0	0
Civil disorder (riot, mass disobedience, etc.)	0	0	0	0	0	0	0	0	0	0	0	0	0
Handling, transporting, custody of prisoners	0	0	0	0	0	0	0	0	0	0	0	0	0
Investigating suspicious persons or circumstances	2	0	0	0	2	0	1	1	0	0	0	0	2
Ambush - no warning	0	0	0	0	0	0	0	0	0	0	0	0	0
Handling persons with mental illness	0	0	0	0	0	0	0	0	0	0	0	0	0
Traffic pursuits and stops	0	0	0	0	0	0	0	0	0	0	0	0	0
All other	0	0	0	0	0	0	0	0	0	0	0	0	0
TOTAL	2	0	0	0	2	0	1	1	0	0	0	0	2
Number with personal injury	1	0	0	0	1	0	0	0	0	0	0	0	0



SRS Summary Report

Beginning Date: 01/01/2021

Ending Date: 12/31/2021

Type of Activity	Total Assaults by Weapon	Firearm	Knife or Other Cutting Instrum.	Other Dangerous Weapon	Hands Fists Feet etc.	Two Man Vehicle	One-Man Vehicle		Detective or Special Assign		Other		Police Assaults Cleared
							Alone	Assisted	Alone	Assisted	Alone	Assisted	
Number without personal injury	1	0	0	0	1	0	0	0	0	0	0	0	0

Time of assaults	12:01 - 2:00	2:01 - 4:00	4:01 - 6:00	6:01 - 8:00	8:01 - 10:00	10:01 - 12:00
Time of Assault AM	0	0	0	0	0	0
PM	0	0	0	0	0	2



Arrestee Summary Report

Beginning Date: 01/01/2021

Ending Date: 12/31/2021

Arrests by Age/Sex/Race

Agency: SITKA POLICE DEPARTMENT

Offense: All

Classification of Offenses	Sex	Under 10	10-12	13-14	15	16	17	18	19	20	21	22	23	24	25-29	30-34	35-39	40-44	45-49	50-54	55-59	60-64	65 and Over	Total	White	Black	American Indian / Alaskan Native	Asian	Native Hawaiian / Other Pacific Islander
Murder and Nonnegligent Manslaughter	Male	0	0	0	0	0	0	0	0	0	0	0	0	0	0	0	0	0	0	0	0	0	0	0	0	0	0	0	
	Female	0	0	0	0	0	0	0	0	0	0	0	0	0	0	0	0	0	0	0	0	0	0	0	0	0	0	0	0
Manslaughter by Negligence	Male	0	0	0	0	0	0	0	0	0	0	0	0	0	0	0	0	0	0	0	0	0	0	0	0	0	0	0	0
	Female	0	0	0	0	0	0	0	0	0	0	0	0	0	0	0	0	0	0	0	0	0	0	0	0	0	0	0	0
Rape	Male	0	0	0	0	0	0	0	0	0	0	0	0	0	0	0	0	0	0	0	0	0	0	0	0	0	0	0	0
	Female	0	0	0	0	0	0	0	0	0	0	0	0	0	0	0	0	0	0	0	0	0	0	0	0	0	0	0	0
Robbery	Male	0	0	0	0	0	0	0	0	0	0	0	0	0	0	0	0	0	0	0	0	0	0	0	0	0	0	0	0
	Female	0	0	0	0	0	0	0	0	0	0	0	0	0	0	0	0	0	0	0	0	0	0	0	0	0	0	0	0
Aggravated Assault (Return A - 4a-d)	Male	0	0	0	0	0	0	0	0	0	0	0	0	0	0	0	0	0	0	0	0	0	0	0	0	0	0	0	0
	Female	0	0	0	0	0	0	0	0	0	0	0	0	0	0	0	0	0	0	0	0	0	0	0	0	0	0	0	0
Burglary - Breaking or Entering	Male	0	0	0	0	0	0	0	0	0	0	0	0	0	0	1	0	0	0	0	0	0	0	0	1	0	0	0	0
	Female	0	0	0	0	0	0	0	0	0	0	0	0	0	0	0	0	0	0	0	0	0	0	0	0	0	0	0	0
Larceny-Theft (Except Motor Vehicle Theft)	Male	0	0	0	0	0	0	0	0	0	0	0	0	0	0	0	0	0	0	0	0	0	0	0	0	0	0	0	0
	Female	0	0	0	0	0	0	0	0	0	0	0	0	0	0	0	0	0	0	0	0	0	0	0	0	0	0	0	0
Motor Vehicle Theft	Male	0	0	0	0	0	0	0	0	0	0	1	0	0	0	0	0	0	0	0	0	0	0	0	1	0	0	0	0
	Female	0	0	0	0	0	0	0	0	0	0	0	0	0	0	0	0	0	0	0	0	0	0	0	0	0	0	0	0
Other Assaults (Return A - 4e)	Male	0	0	0	0	0	0	0	0	0	0	0	0	0	4	3	1	0	0	2	1	1	0	12	11	0	0	0	0
	Female	0	0	0	0	0	0	0	0	0	0	0	0	0	1	0	1	2	0	3	0	0	0	7	0	0	0	0	0
Arson	Male	0	0	0	0	0	0	0	0	0	0	0	0	0	0	0	0	0	0	0	0	0	0	0	0	0	0	0	0
	Female	0	0	0	0	0	0	0	0	0	0	0	0	0	0	0	0	0	0	0	0	0	0	0	0	0	0	0	0
Forgery and Counterfeiting	Male	0	0	0	0	0	0	0	0	0	0	0	0	0	0	0	0	0	0	0	0	0	0	0	0	0	0	0	0
	Female	0	0	0	0	0	0	0	0	0	0	0	0	0	0	0	0	0	0	0	0	0	0	0	0	0	0	0	0
Fraud	Male	0	0	0	0	0	0	0	0	0	0	0	0	0	0	0	0	0	0	0	0	0	0	0	0	0	0	0	0
	Female	0	0	0	0	0	0	0	0	0	0	0	0	0	0	0	0	0	0	0	0	0	0	0	0	0	0	0	0
Embezzlement	Male	0	0	0	0	0	0	0	0	0	0	0	0	0	0	0	0	0	0	0	0	0	0	0	0	0	0	0	0
	Female	0	0	0	0	0	0	0	0	0	0	0	0	0	0	0	0	0	0	0	0	0	0	0	0	0	0	0	0
Stolen Property; Buying, Receiving, Possessing	Male	0	0	0	0	0	0	0	0	0	0	0	0	0	0	0	0	0	0	0	0	0	0	0	0	0	0	0	0
	Female	0	0	0	0	0	0	0	0	0	0	0	0	0	0	0	0	0	0	0	0	0	0	0	0	0	0	0	0
Vandalism	Male	0	0	0	0	0	0	0	0	0	2	0	0	0	0	0	0	0	0	0	0	0	0	2	1	0	0	0	0
	Female	0	0	0	0	0	0	0	0	0	0	0	0	0	0	0	0	0	0	0	0	0	0	0	0	0	0	0	0
Weapons; Carrying, Possessing, etc.	Male	0	0	0	0	0	0	0	0	0	0	0	0	0	0	0	0	0	0	0	0	0	0	0	0	0	0	0	0
	Female	0	0	0	0	0	0	0	0	0	0	0	0	0	0	0	0	0	0	0	0	0	0	0	0	0	0	0	0
Prostitution and Commercialized Vice	Male	0	0	0	0	0	0	0	0	0	0	0	0	0	0	0	0	0	0	0	0	0	0	0	0	0	0	0	0
	Female	0	0	0	0	0	0	0	0	0	0	0	0	0	0	0	0	0	0	0	0	0	0	0	0	0	0	0	0
Prostitution	Male	0	0	0	0	0	0	0	0	0	0	0	0	0	0	0	0	0	0	0	0	0	0	0	0	0	0	0	0
	Female	0	0	0	0	0	0	0	0	0	0	0	0	0	0	0	0	0	0	0	0	0	0	0	0	0	0	0	0



Arrestee Summary Report

Beginning Date: 01/01/2021

Ending Date: 12/31/2021

Classification of Offenses	Sex	Under 10	10-12	13-14	15	16	17	18	19	20	21	22	23	24	25-29	30-34	35-39	40-44	45-49	50-54	55-59	60-64	65 and Over	Total	White	Black	American Indian / Alaskan Native	Asian	Native Hawaiian / Other Pacific Islander
Assisting or Promoting Prostitution	Male	0	0	0	0	0	0	0	0	0	0	0	0	0	0	0	0	0	0	0	0	0	0	0	0	0	0	0	0
	Female	0	0	0	0	0	0	0	0	0	0	0	0	0	0	0	0	0	0	0	0	0	0	0	0	0	0	0	0
Purchasing Prostitution	Male	0	0	0	0	0	0	0	0	0	0	0	0	0	0	0	0	0	0	0	0	0	0	0	0	0	0	0	0
	Female	0	0	0	0	0	0	0	0	0	0	0	0	0	0	0	0	0	0	0	0	0	0	0	0	0	0	0	0
Sex Offenses (Except Rape and Prostitution)	Male	0	0	0	0	0	0	0	0	0	0	0	0	0	0	0	0	0	0	0	0	0	0	0	0	0	0	0	0
	Female	0	0	0	0	0	0	0	0	0	0	0	0	0	0	0	0	0	0	0	0	0	0	0	0	0	0	0	0
Drug Abuse Violations - Grand Total	Male	0	0	0	0	0	0	0	0	0	0	0	0	0	0	0	0	0	0	0	0	0	0	0	0	0	0	0	0
	Female	0	0	0	0	0	0	0	0	0	0	0	0	0	0	0	0	0	0	0	0	0	0	0	0	0	0	0	0
(1) Sale/Manufacturing - Subtotal	Male	0	0	0	0	0	0	0	0	0	0	0	0	0	0	0	0	0	0	0	0	0	0	0	0	0	0	0	0
	Female	0	0	0	0	0	0	0	0	0	0	0	0	0	0	0	0	0	0	0	0	0	0	0	0	0	0	0	0
18a - Opium/Cocaine	Male	0	0	0	0	0	0	0	0	0	0	0	0	0	0	0	0	0	0	0	0	0	0	0	0	0	0	0	0
	Female	0	0	0	0	0	0	0	0	0	0	0	0	0	0	0	0	0	0	0	0	0	0	0	0	0	0	0	0
18b - Marijuana	Male	0	0	0	0	0	0	0	0	0	0	0	0	0	0	0	0	0	0	0	0	0	0	0	0	0	0	0	0
	Female	0	0	0	0	0	0	0	0	0	0	0	0	0	0	0	0	0	0	0	0	0	0	0	0	0	0	0	0
18c - Synthetic Narcotics - Manufactured Narcotics Which Can Cause True Drug Addiction (Demerol, Methadones)	Male	0	0	0	0	0	0	0	0	0	0	0	0	0	0	0	0	0	0	0	0	0	0	0	0	0	0	0	0
	Female	0	0	0	0	0	0	0	0	0	0	0	0	0	0	0	0	0	0	0	0	0	0	0	0	0	0	0	0
18d - Other - Dangerous Nonnarcotic Drugs (Barbiturates, Benzadrine)	Male	0	0	0	0	0	0	0	0	0	0	0	0	0	0	0	0	0	0	0	0	0	0	0	0	0	0	0	0
	Female	0	0	0	0	0	0	0	0	0	0	0	0	0	0	0	0	0	0	0	0	0	0	0	0	0	0	0	0
(2) Possession - Subtotal	Male	0	0	0	0	0	0	0	0	0	0	0	0	0	0	0	0	0	0	0	0	0	0	0	0	0	0	0	0
	Female	0	0	0	0	0	0	0	0	0	0	0	0	0	0	0	0	0	0	0	0	0	0	0	0	0	0	0	0
18e - Opium or Cocaine and Their Derivatives (Morphine, Heroin, Codeine)	Male	0	0	0	0	0	0	0	0	0	0	0	0	0	0	0	0	0	0	0	0	0	0	0	0	0	0	0	0
	Female	0	0	0	0	0	0	0	0	0	0	0	0	0	0	0	0	0	0	0	0	0	0	0	0	0	0	0	0
18f - Marijuana	Male	0	0	0	0	0	0	0	0	0	0	0	0	0	0	0	0	0	0	0	0	0	0	0	0	0	0	0	0
	Female	0	0	0	0	0	0	0	0	0	0	0	0	0	0	0	0	0	0	0	0	0	0	0	0	0	0	0	0
18g - Synthetic Narcotics - Manufactured Narcotics Which Can Cause True Drug Addiction (Demerol, Methadones)	Male	0	0	0	0	0	0	0	0	0	0	0	0	0	0	0	0	0	0	0	0	0	0	0	0	0	0	0	0
	Female	0	0	0	0	0	0	0	0	0	0	0	0	0	0	0	0	0	0	0	0	0	0	0	0	0	0	0	0
18h - Other - Dangerous Nonnarcotic Drugs	Male	0	0	0	0	0	0	0	0	0	0	0	0	0	0	0	0	0	0	0	0	0	0	0	0	0	0	0	0
	Female	0	0	0	0	0	0	0	0	0	0	0	0	0	0	0	0	0	0	0	0	0	0	0	0	0	0	0	0
Gambling - Total	Male	0	0	0	0	0	0	0	0	0	0	0	0	0	0	0	0	0	0	0	0	0	0	0	0	0	0	0	0
	Female	0	0	0	0	0	0	0	0	0	0	0	0	0	0	0	0	0	0	0	0	0	0	0	0	0	0	0	0



Arrestee Summary Report

Beginning Date: 01/01/2021

Ending Date: 12/31/2021

Classification of Offenses	Sex	Under 10	10-12	13-14	15	16	17	18	19	20	21	22	23	24	25-29	30-34	35-39	40-44	45-49	50-54	55-59	60-64	65 and Over	Total	White	Black	American Indian / Alaskan Native	Asian	Native Hawaiian / Other Pacific Islander	
Bookmaking (Horse and Sport Book)	Male	0	0	0	0	0	0	0	0	0	0	0	0	0	0	0	0	0	0	0	0	0	0	0	0	0	0	0	0	
	Female	0	0	0	0	0	0	0	0	0	0	0	0	0	0	0	0	0	0	0	0	0	0	0	0	0	0	0	0	0
Numbers and Lottery	Male	0	0	0	0	0	0	0	0	0	0	0	0	0	0	0	0	0	0	0	0	0	0	0	0	0	0	0	0	
	Female	0	0	0	0	0	0	0	0	0	0	0	0	0	0	0	0	0	0	0	0	0	0	0	0	0	0	0	0	
All Other Gambling	Male	0	0	0	0	0	0	0	0	0	0	0	0	0	0	0	0	0	0	0	0	0	0	0	0	0	0	0	0	
	Female	0	0	0	0	0	0	0	0	0	0	0	0	0	0	0	0	0	0	0	0	0	0	0	0	0	0	0	0	
Offenses Against The Family and Children	Male	0	0	0	0	0	0	0	0	0	0	0	0	0	0	0	0	0	0	0	0	0	0	0	0	0	0	0	0	
	Female	0	0	0	0	0	0	0	1	0	0	0	0	0	0	0	0	0	0	0	0	0	0	0	1	0	0	0	0	
Driving Under The Influence	Male	0	0	0	0	0	0	1	1	0	1	3	2	0	1	3	3	0	1	1	1	1	0	0	18	20	0	0	0	
	Female	0	0	0	0	0	0	0	1	0	1	0	0	0	0	2	1	1	0	0	0	0	0	0	6	0	0	0	0	
Liquor Laws	Male	0	0	0	0	0	0	0	0	0	0	0	0	0	0	0	0	0	0	0	0	0	0	0	0	0	0	0	0	
	Female	0	0	0	0	0	0	0	0	0	0	0	0	0	0	0	0	0	0	0	0	0	0	0	0	0	0	0	0	
Drunkenness	Male	0	0	0	0	0	0	0	0	0	0	0	0	0	0	0	0	0	0	0	0	0	0	0	0	0	0	0	0	
	Female	0	0	0	0	0	0	0	0	0	0	0	0	0	0	0	0	0	0	0	0	0	0	0	0	0	0	0	0	
Disorderly Conduct	Male	0	0	0	0	0	0	0	0	0	0	1	0	0	1	2	1	0	3	0	1	0	0	9	6	0	0	0	0	
	Female	0	0	0	0	0	0	0	0	0	0	0	0	0	0	2	1	0	0	0	0	0	0	3	0	0	0	0	0	
Vagrancy	Male	0	0	0	0	0	0	0	0	0	0	0	0	0	0	0	0	0	0	0	0	0	0	0	0	0	0	0	0	
	Female	0	0	0	0	0	0	0	0	0	0	0	0	0	0	0	0	0	0	0	0	0	0	0	0	0	0	0	0	
All Other Offenses (Except Traffic)	Male	0	0	0	0	0	0	0	0	0	0	0	0	0	2	6	2	2	0	0	2	0	1	15	6	0	0	0	0	
	Female	0	0	0	0	0	0	2	0	0	0	0	1	0	0	1	1	2	0	1	0	0	0	8	0	0	0	0	0	
Suspicion	Male	0	0	0	0	0	0	0	0	0	0	0	0	0	0	0	0	0	0	0	0	0	0	0	0	0	0	0	0	
	Female	0	0	0	0	0	0	0	0	0	0	0	0	0	0	0	0	0	0	0	0	0	0	0	0	0	0	0	0	
Curfew and Loitering Law Violations	Male	0	0	0	0	0	0																	0	0	0	0	0	0	
	Female	0	0	0	0	0	0																	0	0	0	0	0	0	0
Runaway	Male	0	0	0	0	0	0																	0	0	0	0	0	0	0
	Female	0	0	0	0	0	0																	0	0	0	0	0	0	0
Human Trafficking/Commercial Sex Acts	Male	0	0	0	0	0	0	0	0	0	0	0	0	0	0	0	0	0	0	0	0	0	0	0	0	0	0	0	0	
	Female	0	0	0	0	0	0	0	0	0	0	0	0	0	0	0	0	0	0	0	0	0	0	0	0	0	0	0	0	0
Human Trafficking/Involuntary Servitude	Male	0	0	0	0	0	0	0	0	0	0	0	0	0	0	0	0	0	0	0	0	0	0	0	0	0	0	0	0	
	Female	0	0	0	0	0	0	0	0	0	0	0	0	0	0	0	0	0	0	0	0	0	0	0	0	0	0	0	0	0
SUB TOTAL	Male	0	0	0	0	0	0	1	1	0	3	5	2	0	8	15	7	2	4	3	5	1	1	58						
	Female	0	0	0	0	0	0	2	2	0	1	0	1	0	1	5	4	5	0	4	0	0	0	25						
TOTAL		0	0	0	0	0	0	3	3	0	4	5	3	0	9	20	11	7	4	7	5	1	1	83	44	0	0	0	0	



SRS Summary Report

Beginning Date: 01/01/2021

Ending Date: 12/31/2021

Return A

Agency: SKAGWAY POLICE DEPARTMENT

Classification of Offenses	Offenses Reported	Unfounded	Actual Offenses	Tot. Offenses Cleared	Clearances Involving Persons Under 18 Yr. of Age
Murder/NonNegligent Homicide(Total)	0	0	0	0	0
Manslaughter by Negligence(Total)	0	0	0	0	0
Rape(Total)	0	0	0	0	0
Rape	0	0	0	0	0
Attempted Rape	0	0	0	0	0
Robbery(Total)	0	0	0	0	0
Robbery - Firearm	0	0	0	0	0
Robbery - Knife or Cutting Instrument	0	0	0	0	0
Robbery - Other Dangerous Weapon	0	0	0	0	0
Robbery - StrongArm(Hands,Fists,Feet,etc)	0	0	0	0	0
Assault(Total)	0	0	0	0	0
Assault - Firearm	0	0	0	0	0
Assault - Knife or Cutting Instrument	0	0	0	0	0
Assault - Other Dangerous Weapon	0	0	0	0	0
Assault - StrongArm(Hands,Fists,Feet,etc)	0	0	0	0	0
Assault - Other(Simple, Not Aggravated)	0	0	0	0	0
Burglary(Total)	0	0	0	0	0
Burglary - Forcible Entry	0	0	0	0	0
Burglary - Unlawful Entry(No Force)	0	0	0	0	0
Burglary - Attempted Forcible Entry	0	0	0	0	0
Larceny(Total) - Theft(Excluding Motor Vehicles)	0	0	0	0	0
Motor Vehicle Theft(Total)	0	0	0	0	0
Motor Vehicle Theft - Autos	0	0	0	0	0
Motor Vehicle Theft - Trucks and Buses	0	0	0	0	0
Motor Vehicle Theft - Other Vehicles	0	0	0	0	0
Grand Total	0	0	0	0	0



SRS Summary Report

Beginning Date: 01/01/2021

Ending Date: 12/31/2021

Supplement Return A

Agency: SKAGWAY POLICE DEPARTMENT

Classification of Offenses	Actual Offenses	Value of Property	Type of Property	Stolen	Recovered
MURDER AND NONNEGLIGENT MANSLAUGHTER	0	0	Currency, Notes, Etc.	0	0
RAPE	0	0	Jewelry and Precious Metals	0	0
ROBBERY - HIGHWAY (streets, alleys, etc.)	0	0	Clothing and Furs	0	0
COMMERCIAL HOUSE (except c, d, and f)	0	0	Locally Stolen Motor Vehicles	0	0
GAS OR SERVICE STATION	0	0	Office Equipment	0	0
CONVENIENCE STORE	0	0	Televisions, Radios, Stereos, Etc.	0	0
RESIDENCE	0	0	Firearms	0	0
BANK	0	0	Household Goods	0	0
MISCELLANEOUS	0	0	Consumable Goods	0	0
TOTAL ROBBERY	0	0	Livestock	0	0
BURGLARY - BREAKING OR ENTERING - RESIDENCE (dwelling) NIGHT (6 p.m. - 6 a.m.)	0	0	Miscellaneous	0	0
DAY (6 a.m. - 6 p.m.)	0	0	TOTAL	0	0
UNKNOWN	0	0			
NON-RESIDENCE (store, office, etc.) NIGHT (6 p.m. - 6 a.m.)	0	0			
DAY (6 a.m. - 6 p.m.)	0	0			
UNKNOWN	0	0			
TOTAL BURGLARY	0	0			
LARCENY - THEFT (Except Motor Vehicle Theft) - \$200 AND OVER	0	0			
\$50 TO \$199	0	0			
UNDER \$50	0	0			
TOTAL LARCENY (Same as Item 6x)	0	0			
MOTOR VEHICLE THEFT (Include Alleged Joy Ride)	0	0			
GRAND TOTAL - ALL ITEMS		0			
ADDITIONAL ANALYSIS OF LARCENY AND MOTOR VEHICLE THEFT - 6x. NATURE OF LARCENIES UNDER ITEM 6 (POCKET-PICKING)	0	0			
PURSE-SNATCHING	0	0			
SHOPLIFTING	0	0			
FROM MOTOR VEHICLES (except e)	0	0			
MOTOR VEHICLE PARTS AND ACCESSORIES	0	0			

Grand Totals for 'Property Stolen by Type and Value' and 'Property Stolen by Classification' may not match due to NIBRS conversion specification set by the FBI.



SRS Summary Report

Beginning Date: 01/01/2021

Ending Date: 12/31/2021

Classification of Offenses	Actual Offenses	Value of Property
BICYCLES	0	0
FROM BUILDING (except c and h)	0	0
FROM ANY COIN-OPERATED MACHINES (parking meters, etc.)	0	0
ALL OTHER	0	0
TOTAL LARCENIES (Same as Item 6)	0	0
MOTOR VEHICLES RECOVERED (STOLEN LOCALLY AND RECOVERED LOCALLY)	0	
STOLEN LOCALLY AND RECOVERED BY OTHER JURISDICTIONS	0	
TOTAL LOCALLY STOLEN MOTOR VEHICLES RECOVERED	0	
STOLEN IN OTHER JURISDICTIONS AND RECOVERED LOCALLY	0	

Grand Totals for 'Property Stolen by Type and Value' and 'Property Stolen by Classification' may not match due to NIBRS conversion specification set by the FBI.



SRS Summary Report

Beginning Date: 01/01/2021

Ending Date: 12/31/2021

Law Enforcement Officers Killed or Assaulted

Agency: SKAGWAY POLICE DEPARTMENT

Police Officers Killed Feloniously	Police Officers Killed Accidentally
0	0

Type of Activity	Total Assaults by Weapon	Firearm	Knife or Other Cutting Instrum.	Other Dangerous Weapon	Hands Fists Feet etc.	Two Man Vehicle	One-Man Vehicle		Detective or Special Assign		Other		Police Assaults Cleared
							Alone	Assisted	Alone	Assisted	Alone	Assisted	
Responding to disturbance call (family quarrels, person with firearm, etc.)	0	0	0	0	0	0	0	0	0	0	0	0	0
Burglaries in progress or pursuing burglary suspects	0	0	0	0	0	0	0	0	0	0	0	0	0
Robberies in progress or pursuing robbery suspects	0	0	0	0	0	0	0	0	0	0	0	0	0
Attempting other arrests	0	0	0	0	0	0	0	0	0	0	0	0	0
Civil disorder (riot, mass disobedience, etc.)	0	0	0	0	0	0	0	0	0	0	0	0	0
Handling, transporting, custody of prisoners	0	0	0	0	0	0	0	0	0	0	0	0	0
Investigating suspicious persons or circumstances	0	0	0	0	0	0	0	0	0	0	0	0	0
Ambush - no warning	0	0	0	0	0	0	0	0	0	0	0	0	0
Handling persons with mental illness	0	0	0	0	0	0	0	0	0	0	0	0	0
Traffic pursuits and stops	0	0	0	0	0	0	0	0	0	0	0	0	0
All other	0	0	0	0	0	0	0	0	0	0	0	0	0
TOTAL	0	0	0	0	0	0	0	0	0	0	0	0	0
Number with personal injury	0	0	0	0	0	0	0	0	0	0	0	0	0



SRS Summary Report

Beginning Date: 01/01/2021

Ending Date: 12/31/2021

Type of Activity	Total Assaults by Weapon	Firearm	Knife or Other Cutting Instrum.	Other Dangerous Weapon	Hands Fists Feet etc.	Two Man Vehicle	One-Man Vehicle		Detective or Special Assign		Other		Police Assaults Cleared
							Alone	Assisted	Alone	Assisted	Alone	Assisted	
Number without personal injury	0	0	0	0	0	0	0	0	0	0	0	0	0

Time of assaults	12:01 - 2:00	2:01 - 4:00	4:01 - 6:00	6:01 - 8:00	8:01 - 10:00	10:01 - 12:00
Time of Assault AM	0	0	0	0	0	0
PM	0	0	0	0	0	0



Arrestee Summary Report

Beginning Date: 01/01/2021

Ending Date: 12/31/2021

Arrests by Age/Sex/Race

Agency: SKAGWAY POLICE DEPARTMENT

Offense: All

Classification of Offenses	Sex	Under 10	10-12	13-14	15	16	17	18	19	20	21	22	23	24	25-29	30-34	35-39	40-44	45-49	50-54	55-59	60-64	65 and Over	Total	White	Black	American Indian / Alaskan Native	Asian	Native Hawaiian / Other Pacific Islander
Murder and Nonnegligent Manslaughter	Male	0	0	0	0	0	0	0	0	0	0	0	0	0	0	0	0	0	0	0	0	0	0	0	0	0	0	0	
	Female	0	0	0	0	0	0	0	0	0	0	0	0	0	0	0	0	0	0	0	0	0	0	0	0	0	0	0	0
Manslaughter by Negligence	Male	0	0	0	0	0	0	0	0	0	0	0	0	0	0	0	0	0	0	0	0	0	0	0	0	0	0	0	
	Female	0	0	0	0	0	0	0	0	0	0	0	0	0	0	0	0	0	0	0	0	0	0	0	0	0	0	0	
Rape	Male	0	0	0	0	0	0	0	0	0	0	0	0	0	0	0	0	0	0	0	0	0	0	0	0	0	0	0	
	Female	0	0	0	0	0	0	0	0	0	0	0	0	0	0	0	0	0	0	0	0	0	0	0	0	0	0	0	
Robbery	Male	0	0	0	0	0	0	0	0	0	0	0	0	0	0	0	0	0	0	0	0	0	0	0	0	0	0	0	
	Female	0	0	0	0	0	0	0	0	0	0	0	0	0	0	0	0	0	0	0	0	0	0	0	0	0	0	0	
Aggravated Assault (Return A - 4a-d)	Male	0	0	0	0	0	0	0	0	0	0	0	0	0	0	0	0	0	0	0	0	0	0	0	0	0	0	0	
	Female	0	0	0	0	0	0	0	0	0	0	0	0	0	0	0	0	0	0	0	0	0	0	0	0	0	0	0	
Burglary - Breaking or Entering	Male	0	0	0	0	0	0	0	0	0	0	0	0	0	0	0	0	0	0	0	0	0	0	0	0	0	0	0	
	Female	0	0	0	0	0	0	0	0	0	0	0	0	0	0	0	0	0	0	0	0	0	0	0	0	0	0	0	
Larceny-Theft (Except Motor Vehicle Theft)	Male	0	0	0	0	0	0	0	0	0	0	0	0	0	0	0	0	0	0	0	0	0	0	0	0	0	0	0	
	Female	0	0	0	0	0	0	0	0	0	0	0	0	0	0	0	0	0	0	0	0	0	0	0	0	0	0	0	
Motor Vehicle Theft	Male	0	0	0	0	0	0	0	0	0	0	0	0	0	0	0	0	0	0	0	0	0	0	0	0	0	0	0	
	Female	0	0	0	0	0	0	0	0	0	0	0	0	0	0	0	0	0	0	0	0	0	0	0	0	0	0	0	
Other Assaults (Return A - 4e)	Male	0	0	0	0	0	0	0	0	0	0	0	0	0	0	0	0	0	0	0	0	0	0	0	0	0	0	0	
	Female	0	0	0	0	0	0	0	0	0	0	0	0	0	0	0	0	0	0	0	0	0	0	0	0	0	0	0	
Arson	Male	0	0	0	0	0	0	0	0	0	0	0	0	0	0	0	0	0	0	0	0	0	0	0	0	0	0	0	
	Female	0	0	0	0	0	0	0	0	0	0	0	0	0	0	0	0	0	0	0	0	0	0	0	0	0	0	0	
Forgery and Counterfeiting	Male	0	0	0	0	0	0	0	0	0	0	0	0	0	0	0	0	0	0	0	0	0	0	0	0	0	0	0	
	Female	0	0	0	0	0	0	0	0	0	0	0	0	0	0	0	0	0	0	0	0	0	0	0	0	0	0	0	
Fraud	Male	0	0	0	0	0	0	0	0	0	0	0	0	0	0	0	0	0	0	0	0	0	0	0	0	0	0	0	
	Female	0	0	0	0	0	0	0	0	0	0	0	0	0	0	0	0	0	0	0	0	0	0	0	0	0	0	0	
Embezzlement	Male	0	0	0	0	0	0	0	0	0	0	0	0	0	0	0	0	0	0	0	0	0	0	0	0	0	0	0	
	Female	0	0	0	0	0	0	0	0	0	0	0	0	0	0	0	0	0	0	0	0	0	0	0	0	0	0	0	
Stolen Property; Buying, Receiving, Possessing	Male	0	0	0	0	0	0	0	0	0	0	0	0	0	0	0	0	0	0	0	0	0	0	0	0	0	0	0	
	Female	0	0	0	0	0	0	0	0	0	0	0	0	0	0	0	0	0	0	0	0	0	0	0	0	0	0	0	
Vandalism	Male	0	0	0	0	0	0	0	0	0	0	0	0	0	0	0	0	0	0	0	0	0	0	0	0	0	0	0	
	Female	0	0	0	0	0	0	0	0	0	0	0	0	0	0	0	0	0	0	0	0	0	0	0	0	0	0	0	
Weapons; Carrying, Possessing, etc.	Male	0	0	0	0	0	0	0	0	0	0	0	0	0	0	0	0	0	0	0	0	0	0	0	0	0	0	0	
	Female	0	0	0	0	0	0	0	0	0	0	0	0	0	0	0	0	0	0	0	0	0	0	0	0	0	0	0	
Prostitution and Commercialized Vice	Male	0	0	0	0	0	0	0	0	0	0	0	0	0	0	0	0	0	0	0	0	0	0	0	0	0	0	0	
	Female	0	0	0	0	0	0	0	0	0	0	0	0	0	0	0	0	0	0	0	0	0	0	0	0	0	0	0	
Prostitution	Male	0	0	0	0	0	0	0	0	0	0	0	0	0	0	0	0	0	0	0	0	0	0	0	0	0	0	0	
	Female	0	0	0	0	0	0	0	0	0	0	0	0	0	0	0	0	0	0	0	0	0	0	0	0	0	0	0	



Arrestee Summary Report

Beginning Date: 01/01/2021

Ending Date: 12/31/2021

Classification of Offenses	Sex	Under 10	10-12	13-14	15	16	17	18	19	20	21	22	23	24	25-29	30-34	35-39	40-44	45-49	50-54	55-59	60-64	65 and Over	Total	White	Black	American Indian / Alaskan Native	Asian	Native Hawaiian / Other Pacific Islander
Assisting or Promoting Prostitution	Male	0	0	0	0	0	0	0	0	0	0	0	0	0	0	0	0	0	0	0	0	0	0	0	0	0	0	0	
	Female	0	0	0	0	0	0	0	0	0	0	0	0	0	0	0	0	0	0	0	0	0	0	0	0	0	0	0	0
Purchasing Prostitution	Male	0	0	0	0	0	0	0	0	0	0	0	0	0	0	0	0	0	0	0	0	0	0	0	0	0	0	0	
	Female	0	0	0	0	0	0	0	0	0	0	0	0	0	0	0	0	0	0	0	0	0	0	0	0	0	0	0	
Sex Offenses (Except Rape and Prostitution)	Male	0	0	0	0	0	0	0	0	0	0	0	0	0	0	0	0	0	0	0	0	0	0	0	0	0	0	0	
	Female	0	0	0	0	0	0	0	0	0	0	0	0	0	0	0	0	0	0	0	0	0	0	0	0	0	0	0	
Drug Abuse Violations - Grand Total	Male	0	0	0	0	0	0	0	0	0	0	0	0	0	0	0	0	0	0	0	0	0	0	0	0	0	0	0	
	Female	0	0	0	0	0	0	0	0	0	0	0	0	0	0	0	0	0	0	0	0	0	0	0	0	0	0	0	
(1) Sale/Manufacturing - Subtotal	Male	0	0	0	0	0	0	0	0	0	0	0	0	0	0	0	0	0	0	0	0	0	0	0	0	0	0	0	
	Female	0	0	0	0	0	0	0	0	0	0	0	0	0	0	0	0	0	0	0	0	0	0	0	0	0	0	0	
18a - Opium/Cocaine	Male	0	0	0	0	0	0	0	0	0	0	0	0	0	0	0	0	0	0	0	0	0	0	0	0	0	0	0	
	Female	0	0	0	0	0	0	0	0	0	0	0	0	0	0	0	0	0	0	0	0	0	0	0	0	0	0	0	
18b - Marijuana	Male	0	0	0	0	0	0	0	0	0	0	0	0	0	0	0	0	0	0	0	0	0	0	0	0	0	0	0	
	Female	0	0	0	0	0	0	0	0	0	0	0	0	0	0	0	0	0	0	0	0	0	0	0	0	0	0	0	
18c - Synthetic Narcotics - Manufactured Narcotics Which Can Cause True Drug Addiction (Demerol, Methadones)	Male	0	0	0	0	0	0	0	0	0	0	0	0	0	0	0	0	0	0	0	0	0	0	0	0	0	0	0	
	Female	0	0	0	0	0	0	0	0	0	0	0	0	0	0	0	0	0	0	0	0	0	0	0	0	0	0	0	
18d - Other - Dangerous Nonnarcotic Drugs (Barbiturates, Benzadrine)	Male	0	0	0	0	0	0	0	0	0	0	0	0	0	0	0	0	0	0	0	0	0	0	0	0	0	0	0	
	Female	0	0	0	0	0	0	0	0	0	0	0	0	0	0	0	0	0	0	0	0	0	0	0	0	0	0	0	
(2) Possession - Subtotal	Male	0	0	0	0	0	0	0	0	0	0	0	0	0	0	0	0	0	0	0	0	0	0	0	0	0	0	0	
	Female	0	0	0	0	0	0	0	0	0	0	0	0	0	0	0	0	0	0	0	0	0	0	0	0	0	0	0	
18e - Opium or Cocaine and Their Derivatives (Morphine, Heroin, Codeine)	Male	0	0	0	0	0	0	0	0	0	0	0	0	0	0	0	0	0	0	0	0	0	0	0	0	0	0	0	
	Female	0	0	0	0	0	0	0	0	0	0	0	0	0	0	0	0	0	0	0	0	0	0	0	0	0	0	0	
18f - Marijuana	Male	0	0	0	0	0	0	0	0	0	0	0	0	0	0	0	0	0	0	0	0	0	0	0	0	0	0	0	
	Female	0	0	0	0	0	0	0	0	0	0	0	0	0	0	0	0	0	0	0	0	0	0	0	0	0	0	0	
18g - Synthetic Narcotics - Manufactured Narcotics Which Can Cause True Drug Addiction (Demerol, Methadones)	Male	0	0	0	0	0	0	0	0	0	0	0	0	0	0	0	0	0	0	0	0	0	0	0	0	0	0	0	
	Female	0	0	0	0	0	0	0	0	0	0	0	0	0	0	0	0	0	0	0	0	0	0	0	0	0	0	0	
18h - Other - Dangerous Nonnarcotic Drugs	Male	0	0	0	0	0	0	0	0	0	0	0	0	0	0	0	0	0	0	0	0	0	0	0	0	0	0	0	
	Female	0	0	0	0	0	0	0	0	0	0	0	0	0	0	0	0	0	0	0	0	0	0	0	0	0	0	0	
Gambling - Total	Male	0	0	0	0	0	0	0	0	0	0	0	0	0	0	0	0	0	0	0	0	0	0	0	0	0	0	0	
	Female	0	0	0	0	0	0	0	0	0	0	0	0	0	0	0	0	0	0	0	0	0	0	0	0	0	0	0	



Arrestee Summary Report

Beginning Date: 01/01/2021

Ending Date: 12/31/2021

Classification of Offenses	Sex	Under 10	10-12	13-14	15	16	17	18	19	20	21	22	23	24	25-29	30-34	35-39	40-44	45-49	50-54	55-59	60-64	65 and Over	Total	White	Black	American Indian / Alaskan Native	Asian	Native Hawaiian / Other Pacific Islander
Bookmaking (Horse and Sport Book)	Male	0	0	0	0	0	0	0	0	0	0	0	0	0	0	0	0	0	0	0	0	0	0	0	0	0	0	0	
	Female	0	0	0	0	0	0	0	0	0	0	0	0	0	0	0	0	0	0	0	0	0	0	0	0	0	0	0	0
Numbers and Lottery	Male	0	0	0	0	0	0	0	0	0	0	0	0	0	0	0	0	0	0	0	0	0	0	0	0	0	0	0	
	Female	0	0	0	0	0	0	0	0	0	0	0	0	0	0	0	0	0	0	0	0	0	0	0	0	0	0	0	0
All Other Gambling	Male	0	0	0	0	0	0	0	0	0	0	0	0	0	0	0	0	0	0	0	0	0	0	0	0	0	0	0	
	Female	0	0	0	0	0	0	0	0	0	0	0	0	0	0	0	0	0	0	0	0	0	0	0	0	0	0	0	
Offenses Against The Family and Children	Male	0	0	0	0	0	0	0	0	0	0	0	0	0	0	0	0	0	0	0	0	0	0	0	0	0	0	0	
	Female	0	0	0	0	0	0	0	0	0	0	0	0	0	0	0	0	0	0	0	0	0	0	0	0	0	0	0	
Driving Under The Influence	Male	0	0	0	0	0	0	0	0	0	0	0	0	0	0	0	0	0	0	0	0	0	0	0	0	0	0	0	
	Female	0	0	0	0	0	0	0	0	0	0	0	0	0	0	0	0	0	0	0	0	0	0	0	0	0	0	0	
Liquor Laws	Male	0	0	0	0	0	0	0	0	0	0	0	0	0	0	0	0	0	0	0	0	0	0	0	0	0	0	0	
	Female	0	0	0	0	0	0	0	0	0	0	0	0	0	0	0	0	0	0	0	0	0	0	0	0	0	0	0	
Drunkenness	Male	0	0	0	0	0	0	0	0	0	0	0	0	0	0	0	0	0	0	0	0	0	0	0	0	0	0	0	
	Female	0	0	0	0	0	0	0	0	0	0	0	0	0	0	0	0	0	0	0	0	0	0	0	0	0	0	0	
Disorderly Conduct	Male	0	0	0	0	0	0	0	0	0	0	0	0	0	0	0	0	0	0	0	0	0	0	0	0	0	0	0	
	Female	0	0	0	0	0	0	0	0	0	0	0	0	0	0	0	0	0	0	0	0	0	0	0	0	0	0	0	
Vagrancy	Male	0	0	0	0	0	0	0	0	0	0	0	0	0	0	0	0	0	0	0	0	0	0	0	0	0	0	0	
	Female	0	0	0	0	0	0	0	0	0	0	0	0	0	0	0	0	0	0	0	0	0	0	0	0	0	0	0	
All Other Offenses (Except Traffic)	Male	0	0	0	0	0	0	0	0	0	1	0	0	0	0	0	0	0	0	0	0	0	0	0	1	5	0	0	0
	Female	0	0	0	0	0	0	0	0	0	0	0	0	0	0	1	0	0	2	0	0	1	0	4	0	0	0	0	
Suspicion	Male	0	0	0	0	0	0	0	0	0	0	0	0	0	0	0	0	0	0	0	0	0	0	0	0	0	0	0	
	Female	0	0	0	0	0	0	0	0	0	0	0	0	0	0	0	0	0	0	0	0	0	0	0	0	0	0	0	
Curfew and Loitering Law Violations	Male	0	0	0	0	0	0																	0	0	0	0	0	
	Female	0	0	0	0	0	0																	0	0	0	0	0	
Runaway	Male	0	0	0	0	0	0																	0	0	0	0	0	
	Female	0	0	0	0	0	0																	0	0	0	0	0	
Human Trafficking/Commercial Sex Acts	Male	0	0	0	0	0	0	0	0	0	0	0	0	0	0	0	0	0	0	0	0	0	0	0	0	0	0	0	
	Female	0	0	0	0	0	0	0	0	0	0	0	0	0	0	0	0	0	0	0	0	0	0	0	0	0	0	0	
Human Trafficking/Involuntary Servitude	Male	0	0	0	0	0	0	0	0	0	0	0	0	0	0	0	0	0	0	0	0	0	0	0	0	0	0	0	
	Female	0	0	0	0	0	0	0	0	0	0	0	0	0	0	0	0	0	0	0	0	0	0	0	0	0	0	0	
SUB TOTAL	Male	0	0	0	0	0	0	0	0	0	1	0	0	0	0	0	0	0	0	0	0	0	0	1					
	Female	0	0	0	0	0	0	0	0	0	0	0	0	0	0	1	0	0	2	0	0	1	0	4					
TOTAL		0	0	0	0	0	0	0	0	0	1	0	0	0	0	1	0	0	2	0	0	1	0	5	5	0	0	0	



SRS Summary Report

Beginning Date: 01/01/2021

Ending Date: 12/31/2021

Return A

Agency: SOLDOTNA POLICE DEPARTMENT

Classification of Offenses	Offenses Reported	Unfounded	Actual Offenses	Tot. Offenses Cleared	Clearances Involving Persons Under 18 Yr. of Age
Murder/NonNegligent Homicide(Total)	0	0	0	0	0
Manslaughter by Negligence(Total)	0	0	0	0	0
Rape(Total)	8	0	8	3	2
Rape	8	0	8	3	2
Attempted Rape	0	0	0	0	0
Robbery(Total)	2	0	2	1	1
Robbery - Firearm	0	0	0	0	0
Robbery - Knife or Cutting Instrument	0	0	0	0	0
Robbery - Other Dangerous Weapon	0	0	0	0	0
Robbery - StrongArm(Hands,Fists,Feet,etc)	2	0	2	1	1
Assault(Total)	88	0	88	73	10
Assault - Firearm	10	0	10	8	0
Assault - Knife or Cutting Instrument	6	0	6	6	0
Assault - Other Dangerous Weapon	13	0	13	13	1
Assault - StrongArm(Hands,Fists,Feet,etc)	1	0	1	1	1
Assault - Other(Simple, Not Aggravated)	58	0	58	45	8
Burglary(Total)	11	0	11	4	2
Burglary - Forcible Entry	5	0	5	3	1
Burglary - Unlawful Entry(No Force)	6	0	6	1	1
Burglary - Attempted Forcible Entry	0	0	0	0	0
Larceny(Total) - Theft(Excluding Motor Vehicles)	84	0	84	41	3
Motor Vehicle Theft(Total)	4	0	4	4	2
Motor Vehicle Theft - Autos	3	0	3	3	2
Motor Vehicle Theft - Trucks and Buses	0	0	0	0	0
Motor Vehicle Theft - Other Vehicles	1	0	1	1	0
Grand Total	197	0	197	126	20



SRS Summary Report

Beginning Date: 01/01/2021

Ending Date: 12/31/2021

Supplement Return A

Agency: SOLDOTNA POLICE DEPARTMENT

Classification of Offenses	Actual Offenses	Value of Property	Type of Property	Stolen	Recovered
MURDER AND NONNEGLIGENT MANSLAUGHTER	0	0	Currency, Notes, Etc.	8,432	305
RAPE	8	0	Jewelry and Precious Metals	0	0
ROBBERY - HIGHWAY (streets, alleys, etc.)	0	0	Clothing and Furs	4,000	3,020
COMMERCIAL HOUSE (except c, d, and f)	0	0	Locally Stolen Motor Vehicles	9,800	61,800
GAS OR SERVICE STATION	0	0	Office Equipment	200	0
CONVENIENCE STORE	0	0	Televisions, Radios, Stereos, Etc.	650	250
RESIDENCE	1	480	Firearms	800	400
BANK	0	0	Household Goods	746	1,656
MISCELLANEOUS	1	40	Consumable Goods	4,645	2,605
TOTAL ROBBERY	2	520	Livestock	0	0
BURGLARY - BREAKING OR ENTERING - RESIDENCE (dwelling) NIGHT (6 p.m. - 6 a.m.)	1	300	Miscellaneous	14,817	6,842
DAY (6 a.m. - 6 p.m.)	1	2,921	TOTAL	44,090	76,878
UNKNOWN	0	0			
NON-RESIDENCE (store, office, etc.) NIGHT (6 p.m. - 6 a.m.)	4	7,660			
DAY (6 a.m. - 6 p.m.)	5	1,240			
UNKNOWN	0	0			
TOTAL BURGLARY	11	12,121			
LARCENY - THEFT (Except Motor Vehicle Theft) - \$200 AND OVER	38	18,156			
\$50 TO \$199	31	3,299			
UNDER \$50	15	294			
TOTAL LARCENY (Same as Item 6x)	84	21,749			
MOTOR VEHICLE THEFT (Include Alleged Joy Ride)	4	9,700			
GRAND TOTAL - ALL ITEMS		44,090			
ADDITIONAL ANALYSIS OF LARCENY AND MOTOR VEHICLE THEFT - 6x. NATURE OF LARCENIES UNDER ITEM 6 (POCKET-PICKING)	0	0			
PURSE-SNATCHING	0	0			
SHOPLIFTING	43	8,955			
FROM MOTOR VEHICLES (except e)	8	2,640			
MOTOR VEHICLE PARTS AND ACCESSORIES	10	1,873			

Grand Totals for 'Property Stolen by Type and Value' and 'Property Stolen by Classification' may not match due to NIBRS conversion specification set by the FBI.



SRS Summary Report

Beginning Date: 01/01/2021

Ending Date: 12/31/2021

Classification of Offenses	Actual Offenses	Value of Property
BICYCLES	2	1,049
FROM BUILDING (except c and h)	14	5,234
FROM ANY COIN-OPERATED MACHINES (parking meters, etc.)	0	0
ALL OTHER	7	1,998
TOTAL LARCENIES (Same as Item 6)	84	21,749
MOTOR VEHICLES RECOVERED (STOLEN LOCALLY AND RECOVERED LOCALLY)	0	
STOLEN LOCALLY AND RECOVERED BY OTHER JURISDICTIONS	0	
TOTAL LOCALLY STOLEN MOTOR VEHICLES RECOVERED	4	
STOLEN IN OTHER JURISDICTIONS AND RECOVERED LOCALLY	0	

Grand Totals for 'Property Stolen by Type and Value' and 'Property Stolen by Classification' may not match due to NIBRS conversion specification set by the FBI.



SRS Summary Report

Beginning Date: 01/01/2021

Ending Date: 12/31/2021

Law Enforcement Officers Killed or Assaulted

Agency: SOLDOTNA POLICE DEPARTMENT

Police Officers Killed Feloniously	Police Officers Killed Accidentally
0	0

Type of Activity	Total Assaults by Weapon	Firearm	Knife or Other Cutting Instrum.	Other Dangerous Weapon	Hands Fists Feet etc.	Two Man Vehicle	One-Man Vehicle		Detective or Special Assign		Other		Police Assaults Cleared
							Alone	Assisted	Alone	Assisted	Alone	Assisted	
Responding to disturbance call (family quarrels, person with firearm, etc.)	2	0	0	0	2	0	0	2	0	0	0	0	2
Burglaries in progress or pursuing burglary suspects	0	0	0	0	0	0	0	0	0	0	0	0	0
Robberies in progress or pursuing robbery suspects	0	0	0	0	0	0	0	0	0	0	0	0	0
Attempting other arrests	5	0	2	1	2	0	0	5	0	0	0	0	5
Civil disorder (riot, mass disobedience, etc.)	0	0	0	0	0	0	0	0	0	0	0	0	0
Handling, transporting, custody of prisoners	0	0	0	0	0	0	0	0	0	0	0	0	0
Investigating suspicious persons or circumstances	4	0	0	0	4	0	0	4	0	0	0	0	4
Ambush - no warning	0	0	0	0	0	0	0	0	0	0	0	0	0
Handling persons with mental illness	0	0	0	0	0	0	0	0	0	0	0	0	0
Traffic pursuits and stops	0	0	0	0	0	0	0	0	0	0	0	0	0
All other	0	0	0	0	0	0	0	0	0	0	0	0	0
TOTAL	11	0	2	1	8	0	0	11	0	0	0	0	11
Number with personal injury	1	0	0	0	1	0	0	0	0	0	0	0	0



SRS Summary Report

Beginning Date: 01/01/2021

Ending Date: 12/31/2021

Type of Activity	Total Assaults by Weapon	Firearm	Knife or Other Cutting Instrum.	Other Dangerous Weapon	Hands Fists Feet etc.	Two Man Vehicle	One-Man Vehicle		Detective or Special Assign		Other		Police Assaults Cleared
							Alone	Assisted	Alone	Assisted	Alone	Assisted	
Number without personal injury	10	0	2	1	7	0	0	0	0	0	0	0	0

Time of assaults	12:01 - 2:00	2:01 - 4:00	4:01 - 6:00	6:01 - 8:00	8:01 - 10:00	10:01 - 12:00
Time of Assault AM	2	0	0	0	1	0
PM	0	1	1	0	2	4



Arrestee Summary Report

Beginning Date: 01/01/2021

Ending Date: 12/31/2021

Arrests by Age/Sex/Race

Agency: SOLDOTNA POLICE DEPARTMENT

Offense: All

Classification of Offenses	Sex	Under 10	10-12	13-14	15	16	17	18	19	20	21	22	23	24	25-29	30-34	35-39	40-44	45-49	50-54	55-59	60-64	65 and Over	Total	White	Black	American Indian / Alaskan Native	Asian	Native Hawaiian / Other Pacific Islander
Murder and Nonnegligent Manslaughter	Male	0	0	0	0	0	0	0	0	0	0	0	0	0	0	0	0	0	0	0	0	0	0	0	0	0	0	0	
	Female	0	0	0	0	0	0	0	0	0	0	0	0	0	0	0	0	0	0	0	0	0	0	0	0	0	0	0	0
Manslaughter by Negligence	Male	0	0	0	0	0	0	0	0	0	0	0	0	0	0	0	0	0	0	0	0	0	0	0	0	0	0	0	
	Female	0	0	0	0	0	0	0	0	0	0	0	0	0	0	0	0	0	0	0	0	0	0	0	0	0	0	0	
Rape	Male	0	1	0	0	1	0	0	0	0	0	0	0	0	0	0	1	0	0	0	0	0	0	0	3	3	0	0	0
	Female	0	0	0	0	0	0	0	0	0	0	0	0	0	0	0	0	0	0	0	0	0	0	0	0	0	0	0	
Robbery	Male	0	0	0	2	0	0	0	0	0	0	0	0	0	0	0	0	0	0	0	0	0	0	0	2	1	0	1	0
	Female	0	0	0	0	0	0	0	0	0	0	0	0	0	0	0	0	0	0	0	0	0	0	0	0	0	0	0	
Aggravated Assault (Return A - 4a-d)	Male	0	0	0	1	0	0	0	0	1	0	0	0	0	1	1	0	0	3	1	0	0	0	0	8	10	0	3	0
	Female	0	0	1	0	0	0	0	1	0	0	0	0	0	0	0	1	0	2	1	0	0	0	0	6	0	0	0	0
Burglary - Breaking or Entering	Male	0	0	0	0	0	0	0	1	0	0	0	0	0	0	1	0	0	0	0	0	0	0	0	2	2	0	0	0
	Female	0	0	0	0	0	0	0	0	0	0	0	0	0	0	0	0	0	0	0	0	0	0	0	0	0	0	0	
Larceny-Theft (Except Motor Vehicle Theft)	Male	0	2	1	0	0	0	2	2	0	0	0	0	0	8	6	4	3	0	0	0	0	0	0	28	30	0	9	1
	Female	0	0	0	0	0	0	0	0	0	0	0	0	1	4	2	4	2	1	0	1	0	0	0	15	0	0	0	0
Motor Vehicle Theft	Male	0	1	0	0	0	0	0	0	0	0	0	0	0	1	0	0	0	0	0	0	0	0	0	2	2	0	0	0
	Female	0	0	0	0	0	0	0	0	0	0	0	0	0	0	0	1	0	0	0	0	0	0	0	1	0	0	0	0
Other Assaults (Return A - 4e)	Male	0	1	0	0	3	0	0	0	0	1	0	0	0	6	3	5	3	2	3	0	0	0	0	27	25	1	8	1
	Female	0	0	1	0	2	0	0	0	0	1	0	0	0	0	1	2	0	0	0	0	0	1	0	8	0	0	0	0
Arson	Male	0	0	0	0	0	0	0	0	0	0	0	0	0	0	0	0	0	0	0	0	0	0	0	0	0	0	0	0
	Female	0	0	0	0	0	0	0	0	0	0	0	0	0	0	0	0	0	0	0	0	0	0	0	0	0	0	0	0
Forgery and Counterfeiting	Male	0	0	0	0	0	0	0	0	0	0	0	0	0	0	0	0	0	0	0	0	0	0	0	0	0	0	0	0
	Female	0	0	0	0	0	0	0	0	0	0	0	0	0	0	0	0	0	0	0	0	0	0	0	0	0	0	0	0
Fraud	Male	0	0	0	0	0	0	0	0	0	0	0	0	0	0	0	0	0	0	0	0	0	0	0	0	0	0	0	0
	Female	0	0	0	0	0	0	0	0	0	0	0	0	0	0	0	0	0	0	0	0	0	0	0	0	0	0	0	0
Embezzlement	Male	0	0	0	0	0	0	0	0	0	0	0	1	0	0	0	0	0	0	0	0	0	0	0	1	1	0	0	0
	Female	0	0	0	0	0	0	0	0	0	0	0	0	0	0	0	0	0	0	0	0	0	0	0	0	0	0	0	0
Stolen Property; Buying, Receiving, Possessing	Male	0	0	0	0	0	0	0	0	0	0	0	1	0	0	0	1	0	0	0	1	0	0	0	3	3	0	1	0
	Female	0	0	0	0	0	0	0	0	0	0	0	0	0	0	1	0	0	0	0	0	0	0	0	1	0	0	0	0
Vandalism	Male	0	0	0	0	0	0	0	0	0	0	0	0	0	0	0	0	0	2	0	1	0	0	0	3	6	0	0	0
	Female	0	0	0	0	0	0	0	0	0	0	0	0	0	0	0	1	0	2	0	0	0	0	0	3	0	0	0	0
Weapons; Carrying, Possessing, etc.	Male	0	0	0	0	0	0	0	0	0	0	0	0	0	0	0	0	0	0	1	0	0	0	0	1	1	0	0	0
	Female	0	0	0	0	0	0	0	0	0	0	0	0	0	0	0	0	0	0	0	0	0	0	0	0	0	0	0	0
Prostitution and Commercialized Vice	Male	0	0	0	0	0	0	0	0	0	0	0	0	0	0	0	0	0	0	0	0	0	0	0	0	0	0	0	0
	Female	0	0	0	0	0	0	0	0	0	0	0	0	0	0	0	0	0	0	0	0	0	0	0	0	0	0	0	0
Prostitution	Male	0	0	0	0	0	0	0	0	0	0	0	0	0	0	0	0	0	0	0	0	0	0	0	0	0	0	0	0
	Female	0	0	0	0	0	0	0	0	0	0	0	0	0	0	0	0	0	0	0	0	0	0	0	0	0	0	0	0



Arrestee Summary Report

Beginning Date: 01/01/2021

Ending Date: 12/31/2021

Classification of Offenses	Sex	Under 10	10-12	13-14	15	16	17	18	19	20	21	22	23	24	25-29	30-34	35-39	40-44	45-49	50-54	55-59	60-64	65 and Over	Total	White	Black	American Indian / Alaskan Native	Asian	Native Hawaiian / Other Pacific Islander
Assisting or Promoting Prostitution	Male	0	0	0	0	0	0	0	0	0	0	0	0	0	0	0	0	0	0	0	0	0	0	0	0	0	0	0	
	Female	0	0	0	0	0	0	0	0	0	0	0	0	0	0	0	0	0	0	0	0	0	0	0	0	0	0	0	0
Purchasing Prostitution	Male	0	0	0	0	0	0	0	0	0	0	0	0	0	0	0	0	0	0	0	0	0	0	0	0	0	0	0	
	Female	0	0	0	0	0	0	0	0	0	0	0	0	0	0	0	0	0	0	0	0	0	0	0	0	0	0	0	
Sex Offenses (Except Rape and Prostitution)	Male	0	0	0	0	0	0	0	0	0	0	0	0	0	0	0	0	0	0	0	0	0	0	0	0	0	0	0	
	Female	0	0	0	0	0	0	0	0	0	0	0	0	0	0	0	0	0	0	0	0	0	0	0	0	0	0	0	
Drug Abuse Violations - Grand Total	Male	0	0	1	2	1	0	2	2	2	0	0	0	0	3	0	0	1	1	0	1	0	1	17	18	1	1	0	
	Female	0	0	0	0	0	0	1	0	0	0	0	0	0	1	0	1	0	0	0	0	0	0	3	0	0	0	0	
(1) Sale/Manufacturing - Subtotal	Male	0	0	0	0	0	0	0	0	0	0	0	0	0	0	0	0	0	0	0	0	0	0	0	0	0	0	0	
	Female	0	0	0	0	0	0	0	0	0	0	0	0	0	0	0	0	0	0	0	0	0	0	0	0	0	0	0	
18a - Opium/Cocaine	Male	0	0	0	0	0	0	0	0	0	0	0	0	0	0	0	0	0	0	0	0	0	0	0	0	0	0	0	
	Female	0	0	0	0	0	0	0	0	0	0	0	0	0	0	0	0	0	0	0	0	0	0	0	0	0	0	0	
18b - Marijuana	Male	0	0	0	0	0	0	0	0	0	0	0	0	0	0	0	0	0	0	0	0	0	0	0	0	0	0	0	
	Female	0	0	0	0	0	0	0	0	0	0	0	0	0	0	0	0	0	0	0	0	0	0	0	0	0	0	0	
18c - Synthetic Narcotics - Manufactured Narcotics Which Can Cause True Drug Addiction (Demerol, Methadones)	Male	0	0	0	0	0	0	0	0	0	0	0	0	0	0	0	0	0	0	0	0	0	0	0	0	0	0	0	
	Female	0	0	0	0	0	0	0	0	0	0	0	0	0	0	0	0	0	0	0	0	0	0	0	0	0	0	0	
18d - Other - Dangerous Nonnarcotic Drugs (Barbiturates, Benzadrine)	Male	0	0	0	0	0	0	0	0	0	0	0	0	0	0	0	0	0	0	0	0	0	0	0	0	0	0	0	
	Female	0	0	0	0	0	0	0	0	0	0	0	0	0	0	0	0	0	0	0	0	0	0	0	0	0	0	0	
(2) Possession - Subtotal	Male	0	0	1	2	1	0	2	2	2	0	0	0	0	3	0	0	1	1	0	1	0	1	17	18	1	1	0	
	Female	0	0	0	0	0	0	1	0	0	0	0	0	0	1	0	1	0	0	0	0	0	0	3	0	0	0	0	
18e - Opium or Cocaine and Their Derivatives (Morphine, Heroin, Codeine)	Male	0	0	0	0	0	0	0	0	0	0	0	0	0	2	0	0	1	1	0	0	0	1	5	6	0	1	0	
	Female	0	0	0	0	0	0	1	0	0	0	0	0	0	0	0	1	0	0	0	0	0	0	2	0	0	0	0	
18f - Marijuana	Male	0	0	1	2	1	0	2	2	2	0	0	0	0	0	0	0	0	0	0	0	0	0	10	10	1	0	0	
	Female	0	0	0	0	0	0	0	0	0	0	0	0	0	1	0	0	0	0	0	0	0	0	1	0	0	0	0	
18g - Synthetic Narcotics - Manufactured Narcotics Which Can Cause True Drug Addiction (Demerol, Methadones)	Male	0	0	0	0	0	0	0	0	0	0	0	0	0	0	0	0	0	0	0	0	0	0	0	0	0	0	0	
	Female	0	0	0	0	0	0	0	0	0	0	0	0	0	0	0	0	0	0	0	0	0	0	0	0	0	0	0	
18h - Other - Dangerous Nonnarcotic Drugs	Male	0	0	0	0	0	0	0	0	0	0	0	0	0	1	0	0	0	0	0	1	0	0	2	2	0	0	0	
	Female	0	0	0	0	0	0	0	0	0	0	0	0	0	0	0	0	0	0	0	0	0	0	0	0	0	0	0	
Gambling - Total	Male	0	0	0	0	0	0	0	0	0	0	0	0	0	0	0	0	0	0	0	0	0	0	0	0	0	0	0	
	Female	0	0	0	0	0	0	0	0	0	0	0	0	0	0	0	0	0	0	0	0	0	0	0	0	0	0	0	



Arrestee Summary Report

Beginning Date: 01/01/2021

Ending Date: 12/31/2021

Classification of Offenses	Sex	Under 10	10-12	13-14	15	16	17	18	19	20	21	22	23	24	25-29	30-34	35-39	40-44	45-49	50-54	55-59	60-64	65 and Over	Total	White	Black	American Indian / Alaskan Native	Asian	Native Hawaiian / Other Pacific Islander
Bookmaking (Horse and Sport Book)	Male	0	0	0	0	0	0	0	0	0	0	0	0	0	0	0	0	0	0	0	0	0	0	0	0	0	0	0	
	Female	0	0	0	0	0	0	0	0	0	0	0	0	0	0	0	0	0	0	0	0	0	0	0	0	0	0	0	0
Numbers and Lottery	Male	0	0	0	0	0	0	0	0	0	0	0	0	0	0	0	0	0	0	0	0	0	0	0	0	0	0	0	
	Female	0	0	0	0	0	0	0	0	0	0	0	0	0	0	0	0	0	0	0	0	0	0	0	0	0	0	0	0
All Other Gambling	Male	0	0	0	0	0	0	0	0	0	0	0	0	0	0	0	0	0	0	0	0	0	0	0	0	0	0	0	
	Female	0	0	0	0	0	0	0	0	0	0	0	0	0	0	0	0	0	0	0	0	0	0	0	0	0	0	0	0
Offenses Against The Family and Children	Male	0	0	0	0	0	0	0	0	0	0	0	0	0	0	0	0	0	0	0	0	0	0	0	0	0	0	0	0
	Female	0	0	0	0	0	0	0	0	0	0	0	0	0	0	0	0	0	0	0	0	0	0	0	0	0	0	0	0
Driving Under The Influence	Male	0	0	0	0	0	0	1	2	0	2	0	1	0	4	4	3	6	0	2	1	2	2	30	36	0	4	1	0
	Female	0	0	0	0	0	0	0	0	0	0	0	0	0	1	2	3	3	2	0	0	0	0	11					
Liquor Laws	Male	0	0	1	2	2	0	5	2	1	1	0	1	0	0	0	1	0	0	0	0	0	0	16	13	1	9	0	0
	Female	0	0	3	0	0	0	2	0	0	0	0	0	0	0	0	0	0	0	0	1	0	1	7					
Drunkenness	Male	0	0	0	0	0	0	0	0	0	0	0	0	0	0	0	0	0	0	0	0	0	0	0	0	0	0	0	0
	Female	0	0	0	0	0	0	0	0	0	0	0	0	0	0	0	0	0	0	0	0	0	0	0	0	0	0	0	0
Disorderly Conduct	Male	0	0	0	0	0	0	0	0	0	0	0	0	0	0	1	1	1	0	0	0	0	0	3	4	0	1	0	0
	Female	0	0	0	0	0	0	0	0	0	0	0	0	0	0	0	0	0	1	0	1	0	0	2					
Vagrancy	Male	0	0	0	0	0	0	0	0	0	0	0	0	0	0	0	0	0	0	0	0	0	0	0	0	0	0	0	0
	Female	0	0	0	0	0	0	0	0	0	0	0	0	0	0	0	0	0	0	0	0	0	0	0	0	0	0	0	0
All Other Offenses (Except Traffic)	Male	0	1	2	0	0	0	1	1	0	1	0	0	0	7	1	8	3	4	1	1	0	2	33	34	0	11	1	4
	Female	0	0	0	0	0	0	0	4	0	0	1	0	0	2	4	5	3	1	1	0	0	0	21					
Suspicion	Male	0	0	0	0	0	0	0	0	0	0	0	0	0	0	0	0	0	0	0	0	0	0	0	0	0	0	0	0
	Female	0	0	0	0	0	0	0	0	0	0	0	0	0	0	0	0	0	0	0	0	0	0	0	0	0	0	0	0
Curfew and Loitering Law Violations	Male	0	0	0	0	0	0																	0	0	0	0	0	0
	Female	0	0	0	0	0	0																	0					
Runaway	Male	0	0	0	0	0	0																	0	0	0	0	0	0
	Female	0	0	0	0	0	0																	0					
Human Trafficking/Commercial Sex Acts	Male	0	0	0	0	0	0	0	0	0	0	0	0	0	0	0	0	0	0	0	0	0	0	0	0	0	0	0	0
	Female	0	0	0	0	0	0	0	0	0	0	0	0	0	0	0	0	0	0	0	0	0	0	0	0	0	0	0	0
Human Trafficking/Involuntary Servitude	Male	0	0	0	0	0	0	0	0	0	0	0	0	0	0	0	0	0	0	0	0	0	0	0	0	0	0	0	0
	Female	0	0	0	0	0	0	0	0	0	0	0	0	0	0	0	0	0	0	0	0	0	0	0	0	0	0	0	0
SUB TOTAL	Male	0	6	5	7	7	0	11	10	4	5	0	4	0	30	17	24	17	12	8	5	2	5	179					
	Female	0	0	5	0	2	0	3	5	0	1	1	0	1	8	10	18	8	9	2	3	1	1	78					
TOTAL		0	6	10	7	9	0	14	15	4	6	1	4	1	38	27	42	25	21	10	8	3	6	257	189	3	48	4	5



SRS Summary Report

Beginning Date: 01/01/2021

Ending Date: 12/31/2021

Return of Arson Offenses

Agency: SOLDOTNA POLICE DEPARTMENT

Property Classification	Offenses Reported	Unfounded	Actual Offenses	Offenses Cleared	Clearances Involving Under 18	Offenses-Uninhabited Structures	Est. Value of Property Damage
A. Single Occupancy Residential: Houses, Townhouses, Duplexes, etc.	0	0	0	0	0	0	0
B. Other Residential: Apartments, Tenements, Flats, Hotels, Motels, Inns, Dormitories, Boarding Houses, etc.	0	0	0	0	0	0	0
C. Storage: Barns, Garages, Warehouses, etc.	0	0	0	0	0	0	0
D. Industrial/Manufacturing	0	0	0	0	0	0	0
E. Other Commercial: Stores, Restaurants, Offices, etc.	0	0	0	0	0	0	0
F. Community/Public: Churches, Jails, Schools, Colleges, Hospitals, etc.	0	0	0	0	0	0	0
G. All Other Structure: Out Buildings, Monuments, Buildings Under Construction, etc.	1	0	1	0	0	0	25
TOTAL STRUCTURE	1	0	1	0	0	0	25
H. Motor Vehicles: Automobiles, Trucks, Buses, Motorcycles, etc.: UCR Definition	0	0	0	0	0	0	0
I. Other Mobile Property: Trailers, Recreational Vehicles, Airplanes, Boats, etc.	1	0	1	1	1	0	0
TOTAL MOBILE	1	0	1	1	1	0	0
J. TOTAL OTHER Crops, Timber, Fences, Signs, etc.	0	0	0	0	0	0	0
GRAND TOTAL	2	0	2	1	1	0	25



SRS Summary Report

Beginning Date: 01/01/2021

Ending Date: 12/31/2021

Return A

Agency: UNALASKA POLICE DEPARTMENT

Classification of Offenses	Offenses Reported	Unfounded	Actual Offenses	Tot. Offenses Cleared	Clearances Involving Persons Under 18 Yr. of Age
Murder/NonNegligent Homicide(Total)	0	0	0	0	0
Manslaughter by Negligence(Total)	0	0	0	0	0
Rape(Total)	4	0	4	0	0
Rape	4	0	4	0	0
Attempted Rape	0	0	0	0	0
Robbery(Total)	1	0	1	1	0
Robbery - Firearm	0	0	0	0	0
Robbery - Knife or Cutting Instrument	1	0	1	1	0
Robbery - Other Dangerous Weapon	0	0	0	0	0
Robbery - StrongArm(Hands,Fists,Feet,etc)	0	0	0	0	0
Assault(Total)	39	0	39	28	1
Assault - Firearm	0	0	0	0	0
Assault - Knife or Cutting Instrument	8	0	8	8	1
Assault - Other Dangerous Weapon	2	0	2	1	0
Assault - StrongArm(Hands,Fists,Feet,etc)	0	0	0	0	0
Assault - Other(Simple, Not Aggravated)	29	0	29	19	0
Burglary(Total)	3	0	3	0	0
Burglary - Forcible Entry	2	0	2	0	0
Burglary - Unlawful Entry(No Force)	1	0	1	0	0
Burglary - Attempted Forcible Entry	0	0	0	0	0
Larceny(Total) - Theft(Excluding Motor Vehicles)	17	0	17	1	0
Motor Vehicle Theft(Total)	8	0	8	3	0
Motor Vehicle Theft - Autos	8	0	8	3	0
Motor Vehicle Theft - Trucks and Buses	0	0	0	0	0
Motor Vehicle Theft - Other Vehicles	0	0	0	0	0
Grand Total	72	0	72	33	1



SRS Summary Report

Beginning Date: 01/01/2021

Ending Date: 12/31/2021

Supplement Return A

Agency: UNALASKA POLICE DEPARTMENT

Classification of Offenses	Actual Offenses	Value of Property	Type of Property	Stolen	Recovered
MURDER AND NONNEGLIGENT MANSLAUGHTER	0	0	Currency, Notes, Etc.	1,600	0
RAPE	4	0	Jewelry and Precious Metals	27,000	0
ROBBERY - HIGHWAY (streets, alleys, etc.)	0	0	Clothing and Furs	379	0
COMMERCIAL HOUSE (except c, d, and f)	0	0	Locally Stolen Motor Vehicles	54,000	53,999
GAS OR SERVICE STATION	0	0	Office Equipment	0	0
CONVENIENCE STORE	0	0	Televisions, Radios, Stereos, Etc.	0	0
RESIDENCE	0	0	Firearms	0	0
BANK	0	0	Household Goods	10	0
MISCELLANEOUS	1	0	Consumable Goods	24	24
TOTAL ROBBERY	1	0	Livestock	0	0
BURGLARY - BREAKING OR ENTERING - RESIDENCE (dwelling) NIGHT (6 p.m. - 6 a.m.)	1	1,410	Miscellaneous	5,061	2,000
DAY (6 a.m. - 6 p.m.)	0	0	TOTAL	88,074	56,023
UNKNOWN	0	0			
NON-RESIDENCE (store, office, etc.) NIGHT (6 p.m. - 6 a.m.)	0	0			
DAY (6 a.m. - 6 p.m.)	2	329			
UNKNOWN	0	0			
TOTAL BURGLARY	3	1,739			
LARCENY - THEFT (Except Motor Vehicle Theft) - \$200 AND OVER	6	31,850			
\$50 TO \$199	5	407			
UNDER \$50	6	78			
TOTAL LARCENY (Same as Item 6x)	17	32,335			
MOTOR VEHICLE THEFT (Include Alleged Joy Ride)	8	54,000			
GRAND TOTAL - ALL ITEMS		88,074			
ADDITIONAL ANALYSIS OF LARCENY AND MOTOR VEHICLE THEFT - 6x. NATURE OF LARCENIES UNDER ITEM 6 (POCKET-PICKING)	1	0			
PURSE-SNATCHING	0	0			
SHOPLIFTING	0	0			
FROM MOTOR VEHICLES (except e)	6	4,100			
MOTOR VEHICLE PARTS AND ACCESSORIES	1	10			

Grand Totals for 'Property Stolen by Type and Value' and 'Property Stolen by Classification' may not match due to NIBRS conversion specification set by the FBI.



SRS Summary Report

Beginning Date: 01/01/2021

Ending Date: 12/31/2021

Classification of Offenses	Actual Offenses	Value of Property
BICYCLES	1	10
FROM BUILDING (except c and h)	6	28,181
FROM ANY COIN-OPERATED MACHINES (parking meters, etc.)	0	0
ALL OTHER	2	34
TOTAL LARCENIES (Same as Item 6)	17	32,335
MOTOR VEHICLES RECOVERED (STOLEN LOCALLY AND RECOVERED LOCALLY)	0	
STOLEN LOCALLY AND RECOVERED BY OTHER JURISDICTIONS	0	
TOTAL LOCALLY STOLEN MOTOR VEHICLES RECOVERED	7	
STOLEN IN OTHER JURISDICTIONS AND RECOVERED LOCALLY	0	

Grand Totals for 'Property Stolen by Type and Value' and 'Property Stolen by Classification' may not match due to NIBRS conversion specification set by the FBI.



SRS Summary Report

Beginning Date: 01/01/2021

Ending Date: 12/31/2021

Law Enforcement Officers Killed or Assaulted

Agency: UNALASKA POLICE DEPARTMENT

Police Officers Killed Feloniously	Police Officers Killed Accidentally
0	0

Type of Activity	Total Assaults by Weapon	Firearm	Knife or Other Cutting Instrum.	Other Dangerous Weapon	Hands Fists Feet etc.	Two Man Vehicle	One-Man Vehicle		Detective or Special Assign		Other		Police Assaults Cleared
							Alone	Assisted	Alone	Assisted	Alone	Assisted	
Responding to disturbance call (family quarrels, person with firearm, etc.)	0	0	0	0	0	0	0	0	0	0	0	0	0
Burglaries in progress or pursuing burglary suspects	0	0	0	0	0	0	0	0	0	0	0	0	0
Robberies in progress or pursuing robbery suspects	0	0	0	0	0	0	0	0	0	0	0	0	0
Attempting other arrests	4	0	0	0	4	0	0	4	0	0	0	0	4
Civil disorder (riot, mass disobedience, etc.)	0	0	0	0	0	0	0	0	0	0	0	0	0
Handling, transporting, custody of prisoners	0	0	0	0	0	0	0	0	0	0	0	0	0
Investigating suspicious persons or circumstances	0	0	0	0	0	0	0	0	0	0	0	0	0
Ambush - no warning	0	0	0	0	0	0	0	0	0	0	0	0	0
Handling persons with mental illness	0	0	0	0	0	0	0	0	0	0	0	0	0
Traffic pursuits and stops	0	0	0	0	0	0	0	0	0	0	0	0	0
All other	0	0	0	0	0	0	0	0	0	0	0	0	0
TOTAL	4	0	0	0	4	0	0	4	0	0	0	0	4
Number with personal injury	2	0	0	0	2	0	0	0	0	0	0	0	0



SRS Summary Report

Beginning Date: 01/01/2021

Ending Date: 12/31/2021

Type of Activity	Total Assaults by Weapon	Firearm	Knife or Other Cutting Instrum.	Other Dangerous Weapon	Hands Fists Feet etc.	Two Man Vehicle	One-Man Vehicle		Detective or Special Assign		Other		Police Assaults Cleared
							Alone	Assisted	Alone	Assisted	Alone	Assisted	
Number without personal injury	2	0	0	0	2	0	0	0	0	0	0	0	0

Time of assaults	12:01 - 2:00	2:01 - 4:00	4:01 - 6:00	6:01 - 8:00	8:01 - 10:00	10:01 - 12:00
Time of Assault AM	0	0	0	0	0	0
PM	0	0	0	0	2	2



Arrestee Summary Report

Beginning Date: 01/01/2021

Ending Date: 12/31/2021

Arrests by Age/Sex/Race

Agency: UNALASKA POLICE DEPARTMENT

Offense: All

Classification of Offenses	Sex	Under 10	10-12	13-14	15	16	17	18	19	20	21	22	23	24	25-29	30-34	35-39	40-44	45-49	50-54	55-59	60-64	65 and Over	Total	White	Black	American Indian / Alaskan Native	Asian	Native Hawaiian / Other Pacific Islander
Murder and Nonnegligent Manslaughter	Male	0	0	0	0	0	0	0	0	0	0	0	0	0	0	0	0	0	0	0	0	0	0	0	0	0	0	0	
	Female	0	0	0	0	0	0	0	0	0	0	0	0	0	0	0	0	0	0	0	0	0	0	0	0	0	0	0	0
Manslaughter by Negligence	Male	0	0	0	0	0	0	0	0	0	0	0	0	0	0	0	0	0	0	0	0	0	0	0	0	0	0	0	
	Female	0	0	0	0	0	0	0	0	0	0	0	0	0	0	0	0	0	0	0	0	0	0	0	0	0	0	0	
Rape	Male	0	0	0	0	0	0	0	0	0	0	0	0	0	0	0	0	0	0	0	0	0	0	0	0	0	0	0	
	Female	0	0	0	0	0	0	0	0	0	0	0	0	0	0	0	0	0	0	0	0	0	0	0	0	0	0	0	
Robbery	Male	0	0	0	0	0	0	0	0	0	0	0	0	0	0	0	0	0	1	0	0	0	0	0	1	1	0	0	
	Female	0	0	0	0	0	0	0	0	0	0	0	0	0	0	0	0	0	0	0	0	0	0	0	0	0	0	0	
Aggravated Assault (Return A - 4a-d)	Male	0	0	0	0	0	1	0	0	1	0	0	0	0	0	2	0	1	0	0	0	0	0	0	5	1	1	1	2
	Female	0	0	0	0	0	0	0	0	0	0	0	0	0	0	0	0	0	0	0	0	0	0	0	0	0	0	0	
Burglary - Breaking or Entering	Male	0	0	0	0	0	0	0	0	0	0	0	0	0	0	0	0	0	0	0	0	0	0	0	0	0	0	0	
	Female	0	0	0	0	0	0	0	0	0	0	0	0	0	0	0	0	0	0	0	0	0	0	0	0	0	0	0	
Larceny-Theft (Except Motor Vehicle Theft)	Male	0	0	0	0	0	0	0	0	0	0	0	0	0	0	1	0	0	0	0	0	0	0	0	1	1	0	0	
	Female	0	0	0	0	0	0	0	0	0	0	0	0	0	0	0	0	0	0	0	0	0	0	0	0	0	0	0	
Motor Vehicle Theft	Male	0	0	0	0	0	0	0	0	0	0	1	0	0	2	1	0	0	0	0	0	0	0	0	4	4	0	0	
	Female	0	0	0	0	0	0	0	0	0	0	0	0	0	0	0	0	0	0	0	0	0	0	0	0	0	0	0	
Other Assaults (Return A - 4e)	Male	0	0	0	0	0	0	0	0	0	0	0	0	0	4	3	0	1	4	1	0	0	0	13	7	2	1	1	
	Female	0	0	0	0	0	0	0	0	0	0	0	0	0	0	0	0	0	0	0	0	0	0	0	0	0	0	0	
Arson	Male	0	0	0	0	0	0	0	0	0	0	0	0	0	0	0	0	0	0	0	0	0	0	0	0	0	0	0	
	Female	0	0	0	0	0	0	0	0	0	0	0	0	0	0	0	0	0	0	0	0	0	0	0	0	0	0	0	
Forgery and Counterfeiting	Male	0	0	0	0	0	0	0	0	0	0	0	0	0	0	0	0	0	0	0	0	0	0	0	0	0	0	0	
	Female	0	0	0	0	0	0	0	0	0	0	0	0	0	0	0	0	0	0	0	0	0	0	0	0	0	0	0	
Fraud	Male	0	0	0	0	0	0	0	0	0	0	0	0	0	0	0	0	0	0	0	0	0	0	0	0	0	0	0	
	Female	0	0	0	0	0	0	0	0	0	0	0	0	0	0	0	0	0	0	0	0	0	0	0	0	0	0	0	
Embezzlement	Male	0	0	0	0	0	0	0	0	0	0	0	0	0	0	0	0	0	0	0	0	0	0	0	0	0	0	0	
	Female	0	0	0	0	0	0	0	0	0	0	0	0	0	0	0	0	0	0	0	0	0	0	0	0	0	0	0	
Stolen Property; Buying, Receiving, Possessing	Male	0	0	0	0	0	0	0	0	0	0	0	0	0	0	0	0	0	0	0	0	0	0	0	0	0	0	0	
	Female	0	0	0	0	0	0	0	0	0	0	0	0	0	0	0	0	0	0	0	0	0	0	0	0	0	0	0	
Vandalism	Male	0	0	0	0	0	0	0	0	0	0	0	0	0	3	2	1	0	0	0	0	0	0	6	5	0	0	0	
	Female	0	0	0	0	0	0	0	0	0	0	0	0	0	0	0	0	0	0	0	1	0	0	1	0	0	0	0	
Weapons; Carrying, Possessing, etc.	Male	0	0	0	0	0	0	0	0	0	1	0	0	0	0	0	0	0	0	0	0	0	0	1	1	0	0	0	
	Female	0	0	0	0	0	0	0	0	0	0	0	0	0	0	0	0	0	0	0	0	0	0	0	0	0	0	0	
Prostitution and Commercialized Vice	Male	0	0	0	0	0	0	0	0	0	0	0	0	0	0	0	0	0	0	0	0	0	0	0	0	0	0	0	
	Female	0	0	0	0	0	0	0	0	0	0	0	0	0	0	0	0	0	0	0	0	0	0	0	0	0	0	0	
Prostitution	Male	0	0	0	0	0	0	0	0	0	0	0	0	0	0	0	0	0	0	0	0	0	0	0	0	0	0	0	
	Female	0	0	0	0	0	0	0	0	0	0	0	0	0	0	0	0	0	0	0	0	0	0	0	0	0	0	0	



Arrestee Summary Report

Beginning Date: 01/01/2021

Ending Date: 12/31/2021

Classification of Offenses	Sex	Under 10	10-12	13-14	15	16	17	18	19	20	21	22	23	24	25-29	30-34	35-39	40-44	45-49	50-54	55-59	60-64	65 and Over	Total	White	Black	American Indian / Alaskan Native	Asian	Native Hawaiian / Other Pacific Islander
Assisting or Promoting Prostitution	Male	0	0	0	0	0	0	0	0	0	0	0	0	0	0	0	0	0	0	0	0	0	0	0	0	0	0	0	
	Female	0	0	0	0	0	0	0	0	0	0	0	0	0	0	0	0	0	0	0	0	0	0	0	0	0	0	0	0
Purchasing Prostitution	Male	0	0	0	0	0	0	0	0	0	0	0	0	0	0	0	0	0	0	0	0	0	0	0	0	0	0	0	
	Female	0	0	0	0	0	0	0	0	0	0	0	0	0	0	0	0	0	0	0	0	0	0	0	0	0	0	0	0
Sex Offenses (Except Rape and Prostitution)	Male	0	0	0	0	0	0	0	0	0	0	0	0	0	0	0	0	0	0	0	0	0	0	0	0	0	0	0	
	Female	0	0	0	0	0	0	0	0	0	0	0	0	0	0	0	0	0	0	0	0	0	0	0	0	0	0	0	0
Drug Abuse Violations - Grand Total	Male	0	0	0	0	0	0	0	0	0	0	0	0	0	0	0	0	0	0	0	0	0	0	0	0	0	0	0	
	Female	0	0	0	0	0	0	0	0	0	0	0	0	0	0	0	0	0	0	0	0	0	0	0	0	0	0	0	0
(1) Sale/Manufacturing - Subtotal	Male	0	0	0	0	0	0	0	0	0	0	0	0	0	0	0	0	0	0	0	0	0	0	0	0	0	0	0	
	Female	0	0	0	0	0	0	0	0	0	0	0	0	0	0	0	0	0	0	0	0	0	0	0	0	0	0	0	0
18a - Opium/Cocaine	Male	0	0	0	0	0	0	0	0	0	0	0	0	0	0	0	0	0	0	0	0	0	0	0	0	0	0	0	
	Female	0	0	0	0	0	0	0	0	0	0	0	0	0	0	0	0	0	0	0	0	0	0	0	0	0	0	0	0
18b - Marijuana	Male	0	0	0	0	0	0	0	0	0	0	0	0	0	0	0	0	0	0	0	0	0	0	0	0	0	0	0	
	Female	0	0	0	0	0	0	0	0	0	0	0	0	0	0	0	0	0	0	0	0	0	0	0	0	0	0	0	0
18c - Synthetic Narcotics - Manufactured Narcotics Which Can Cause True Drug Addiction (Demerol, Methadones)	Male	0	0	0	0	0	0	0	0	0	0	0	0	0	0	0	0	0	0	0	0	0	0	0	0	0	0	0	
	Female	0	0	0	0	0	0	0	0	0	0	0	0	0	0	0	0	0	0	0	0	0	0	0	0	0	0	0	0
18d - Other - Dangerous Nonnarcotic Drugs (Barbiturates, Benzadrine)	Male	0	0	0	0	0	0	0	0	0	0	0	0	0	0	0	0	0	0	0	0	0	0	0	0	0	0	0	
	Female	0	0	0	0	0	0	0	0	0	0	0	0	0	0	0	0	0	0	0	0	0	0	0	0	0	0	0	0
(2) Possession - Subtotal	Male	0	0	0	0	0	0	0	0	0	0	0	0	0	0	0	0	0	0	0	0	0	0	0	0	0	0	0	
	Female	0	0	0	0	0	0	0	0	0	0	0	0	0	0	0	0	0	0	0	0	0	0	0	0	0	0	0	0
18e - Opium or Cocaine and Their Derivatives (Morphine, Heroin, Codeine)	Male	0	0	0	0	0	0	0	0	0	0	0	0	0	0	0	0	0	0	0	0	0	0	0	0	0	0	0	
	Female	0	0	0	0	0	0	0	0	0	0	0	0	0	0	0	0	0	0	0	0	0	0	0	0	0	0	0	0
18f - Marijuana	Male	0	0	0	0	0	0	0	0	0	0	0	0	0	0	0	0	0	0	0	0	0	0	0	0	0	0	0	
	Female	0	0	0	0	0	0	0	0	0	0	0	0	0	0	0	0	0	0	0	0	0	0	0	0	0	0	0	0
18g - Synthetic Narcotics - Manufactured Narcotics Which Can Cause True Drug Addiction (Demerol, Methadones)	Male	0	0	0	0	0	0	0	0	0	0	0	0	0	0	0	0	0	0	0	0	0	0	0	0	0	0	0	
	Female	0	0	0	0	0	0	0	0	0	0	0	0	0	0	0	0	0	0	0	0	0	0	0	0	0	0	0	0
18h - Other - Dangerous Nonnarcotic Drugs	Male	0	0	0	0	0	0	0	0	0	0	0	0	0	0	0	0	0	0	0	0	0	0	0	0	0	0	0	
	Female	0	0	0	0	0	0	0	0	0	0	0	0	0	0	0	0	0	0	0	0	0	0	0	0	0	0	0	0
Gambling - Total	Male	0	0	0	0	0	0	0	0	0	0	0	0	0	0	0	0	0	0	0	0	0	0	0	0	0	0	0	
	Female	0	0	0	0	0	0	0	0	0	0	0	0	0	0	0	0	0	0	0	0	0	0	0	0	0	0	0	0



Arrestee Summary Report

Beginning Date: 01/01/2021

Ending Date: 12/31/2021

Classification of Offenses	Sex	Under 10	10-12	13-14	15	16	17	18	19	20	21	22	23	24	25-29	30-34	35-39	40-44	45-49	50-54	55-59	60-64	65 and Over	Total	White	Black	American Indian / Alaskan Native	Asian	Native Hawaiian / Other Pacific Islander	
Bookmaking (Horse and Sport Book)	Male	0	0	0	0	0	0	0	0	0	0	0	0	0	0	0	0	0	0	0	0	0	0	0	0	0	0	0		
	Female	0	0	0	0	0	0	0	0	0	0	0	0	0	0	0	0	0	0	0	0	0	0	0	0	0	0	0	0	
Numbers and Lottery	Male	0	0	0	0	0	0	0	0	0	0	0	0	0	0	0	0	0	0	0	0	0	0	0	0	0	0	0		
	Female	0	0	0	0	0	0	0	0	0	0	0	0	0	0	0	0	0	0	0	0	0	0	0	0	0	0	0	0	
All Other Gambling	Male	0	0	0	0	0	0	0	0	0	0	0	0	0	0	0	0	0	0	0	0	0	0	0	0	0	0	0		
	Female	0	0	0	0	0	0	0	0	0	0	0	0	0	0	0	0	0	0	0	0	0	0	0	0	0	0	0	0	
Offenses Against The Family and Children	Male	0	0	0	0	0	0	0	0	0	0	0	0	0	0	0	0	0	0	0	0	0	0	0	0	0	0	0	0	
	Female	0	0	0	0	0	0	0	0	0	0	0	0	0	0	0	0	0	0	0	0	0	0	0	0	0	0	0	0	
Driving Under The Influence	Male	0	0	0	0	0	0	0	1	0	0	0	0	0	0	5	0	0	1	5	2	0	2	0	16	9	2	3	3	1
	Female	0	0	0	0	0	0	0	0	0	0	0	2	0	0	0	0	0	0	0	0	0	0	0	2	0	0	0	0	
Liquor Laws	Male	0	0	0	0	0	0	0	0	0	0	0	0	0	0	0	0	0	0	0	0	0	0	0	0	0	0	0	0	
	Female	0	0	0	0	0	0	0	0	0	0	0	0	0	0	0	0	0	0	0	0	0	0	0	0	0	0	0	0	
Drunkenness	Male	0	0	0	0	0	0	0	0	0	0	0	0	0	0	0	0	0	0	0	0	0	0	0	0	0	0	0	0	
	Female	0	0	0	0	0	0	0	0	0	0	0	0	0	0	0	0	0	0	0	0	0	0	0	0	0	0	0	0	
Disorderly Conduct	Male	0	0	0	0	0	0	0	0	0	0	0	0	0	0	2	3	2	2	0	1	0	0	0	10	8	0	1	0	2
	Female	0	0	0	0	0	0	0	0	0	0	0	0	0	0	1	0	0	0	0	0	0	0	0	1	0	0	0	0	
Vagrancy	Male	0	0	0	0	0	0	0	0	0	0	0	0	0	0	0	0	0	0	0	0	0	0	0	0	0	0	0	0	
	Female	0	0	0	0	0	0	0	0	0	0	0	0	0	0	0	0	0	0	0	0	0	0	0	0	0	0	0	0	
All Other Offenses (Except Traffic)	Male	0	0	0	0	0	1	0	0	0	0	1	0	0	0	8	6	2	2	0	1	0	0	0	21	15	2	1	7	1
	Female	0	0	0	0	0	0	0	0	0	0	0	1	0	0	3	0	1	0	0	0	0	0	0	5	0	0	0	0	0
Suspicion	Male	0	0	0	0	0	0	0	0	0	0	0	0	0	0	0	0	0	0	0	0	0	0	0	0	0	0	0	0	
	Female	0	0	0	0	0	0	0	0	0	0	0	0	0	0	0	0	0	0	0	0	0	0	0	0	0	0	0	0	
Curfew and Loitering Law Violations	Male	0	0	0	0	0	0																		0	0	0	0	0	
	Female	0	0	0	0	0	0																		0	0	0	0	0	
Runaway	Male	0	0	0	0	0	0																		0	0	0	0	0	
	Female	0	0	0	0	0	0																		0	0	0	0	0	
Human Trafficking/Commercial Sex Acts	Male	0	0	0	0	0	0	0	0	0	0	0	0	0	0	0	0	0	0	0	0	0	0	0	0	0	0	0	0	
	Female	0	0	0	0	0	0	0	0	0	0	0	0	0	0	0	0	0	0	0	0	0	0	0	0	0	0	0	0	
Human Trafficking/Involuntary Servitude	Male	0	0	0	0	0	0	0	0	0	0	0	0	0	0	0	0	0	0	0	0	0	0	0	0	0	0	0	0	
	Female	0	0	0	0	0	0	0	0	0	0	0	0	0	0	0	0	0	0	0	0	0	0	0	0	0	0	0	0	
SUB TOTAL	Male	0	0	0	0	0	2	0	1	1	1	2	0	0	0	24	18	5	7	10	5	0	2	0	78					
	Female	0	0	0	0	0	0	0	0	0	0	2	1	0	0	4	0	1	0	0	0	1	0	0	9					
TOTAL		0	0	0	0	0	2	0	1	1	1	4	1	0	28	18	6	7	10	5	1	2	0	87	52	7	7	13	8	



SRS Summary Report

Beginning Date: 01/01/2021

Ending Date: 12/31/2021

Return A

Agency: UNIVERSITY OF ALASKA ANCHORAGE

Classification of Offenses	Offenses Reported	Unfounded	Actual Offenses	Tot. Offenses Cleared	Clearances Involving Persons Under 18 Yr. of Age
Murder/NonNegligent Homicide(Total)	0	0	0	0	0
Manslaughter by Negligence(Total)	0	0	0	0	0
Rape(Total)	0	0	0	0	0
Rape	0	0	0	0	0
Attempted Rape	0	0	0	0	0
Robbery(Total)	1	0	1	1	0
Robbery - Firearm	0	0	0	0	0
Robbery - Knife or Cutting Instrument	0	0	0	0	0
Robbery - Other Dangerous Weapon	0	0	0	0	0
Robbery - StrongArm(Hands,Fists,Feet,etc)	1	0	1	1	0
Assault(Total)	22	0	22	5	0
Assault - Firearm	0	0	0	0	0
Assault - Knife or Cutting Instrument	0	0	0	0	0
Assault - Other Dangerous Weapon	3	0	3	2	0
Assault - StrongArm(Hands,Fists,Feet,etc)	1	0	1	0	0
Assault - Other(Simple, Not Aggravated)	18	0	18	3	0
Burglary(Total)	2	0	2	0	0
Burglary - Forcible Entry	0	0	0	0	0
Burglary - Unlawful Entry(No Force)	1	0	1	0	0
Burglary - Attempted Forcible Entry	1	0	1	0	0
Larceny(Total) - Theft(Excluding Motor Vehicles)	19	0	19	1	0
Motor Vehicle Theft(Total)	0	0	0	0	0
Motor Vehicle Theft - Autos	0	0	0	0	0
Motor Vehicle Theft - Trucks and Buses	0	0	0	0	0
Motor Vehicle Theft - Other Vehicles	0	0	0	0	0
Grand Total	44	0	44	7	0



SRS Summary Report

Beginning Date: 01/01/2021

Ending Date: 12/31/2021

Supplement Return A

Agency: UNIVERSITY OF ALASKA ANCHORAGE

Classification of Offenses	Actual Offenses	Value of Property	Type of Property	Stolen	Recovered
MURDER AND NONNEGLIGENT MANSLAUGHTER	0	0	Currency, Notes, Etc.	94	0
RAPE	0	0	Jewelry and Precious Metals	300	0
ROBBERY - HIGHWAY (streets, alleys, etc.)	1	100	Clothing and Furs	55	0
COMMERCIAL HOUSE (except c, d, and f)	0	0	Locally Stolen Motor Vehicles	0	0
GAS OR SERVICE STATION	0	0	Office Equipment	0	0
CONVENIENCE STORE	0	0	Televisions, Radios, Stereos, Etc.	160	0
RESIDENCE	0	0	Firearms	0	0
BANK	0	0	Household Goods	1	0
MISCELLANEOUS	0	0	Consumable Goods	81	0
TOTAL ROBBERY	1	100	Livestock	0	0
BURGLARY - BREAKING OR ENTERING - RESIDENCE (dwelling) NIGHT (6 p.m. - 6 a.m.)	0	0	Miscellaneous	9,021	180
DAY (6 a.m. - 6 p.m.)	0	0	TOTAL	9,712	180
UNKNOWN	0	0			
NON-RESIDENCE (store, office, etc.) NIGHT (6 p.m. - 6 a.m.)	1	0			
DAY (6 a.m. - 6 p.m.)	1	1,110			
UNKNOWN	0	0			
TOTAL BURGLARY	2	1,110			
LARCENY - THEFT (Except Motor Vehicle Theft) - \$200 AND OVER	8	7,827			
\$50 TO \$199	6	571			
UNDER \$50	5	104			
TOTAL LARCENY (Same as Item 6x)	19	8,502			
MOTOR VEHICLE THEFT (Include Alleged Joy Ride)	0	0			
GRAND TOTAL - ALL ITEMS		9,712			
ADDITIONAL ANALYSIS OF LARCENY AND MOTOR VEHICLE THEFT - 6x. NATURE OF LARCENIES UNDER ITEM 6 (POCKET-PICKING)	0	0			
PURSE-SNATCHING	0	0			
SHOPLIFTING	0	0			
FROM MOTOR VEHICLES (except e)	8	6,032			
MOTOR VEHICLE PARTS AND ACCESSORIES	3	124			

Grand Totals for 'Property Stolen by Type and Value' and 'Property Stolen by Classification' may not match due to NIBRS conversion specification set by the FBI.



SRS Summary Report

Beginning Date: 01/01/2021

Ending Date: 12/31/2021

Classification of Offenses	Actual Offenses	Value of Property
BICYCLES	4	2,050
FROM BUILDING (except c and h)	3	216
FROM ANY COIN-OPERATED MACHINES (parking meters, etc.)	0	0
ALL OTHER	1	80
TOTAL LARCENIES (Same as Item 6)	19	8,502
MOTOR VEHICLES RECOVERED (STOLEN LOCALLY AND RECOVERED LOCALLY)	0	
STOLEN LOCALLY AND RECOVERED BY OTHER JURISDICTIONS	0	
TOTAL LOCALLY STOLEN MOTOR VEHICLES RECOVERED	0	
STOLEN IN OTHER JURISDICTIONS AND RECOVERED LOCALLY	0	

Grand Totals for 'Property Stolen by Type and Value' and 'Property Stolen by Classification' may not match due to NIBRS conversion specification set by the FBI.



SRS Summary Report

Beginning Date: 01/01/2021

Ending Date: 12/31/2021

Law Enforcement Officers Killed or Assaulted

Agency: UNIVERSITY OF ALASKA ANCHORAGE

Police Officers Killed Feloniously	Police Officers Killed Accidentally
0	0

Type of Activity	Total Assaults by Weapon	Firearm	Knife or Other Cutting Instrum.	Other Dangerous Weapon	Hands Fists Feet etc.	Two Man Vehicle	One-Man Vehicle		Detective or Special Assign		Other		Police Assaults Cleared
							Alone	Assisted	Alone	Assisted	Alone	Assisted	
Responding to disturbance call (family quarrels, person with firearm, etc.)	0	0	0	0	0	0	0	0	0	0	0	0	0
Burglaries in progress or pursuing burglary suspects	0	0	0	0	0	0	0	0	0	0	0	0	0
Robberies in progress or pursuing robbery suspects	0	0	0	0	0	0	0	0	0	0	0	0	0
Attempting other arrests	0	0	0	0	0	0	0	0	0	0	0	0	0
Civil disorder (riot, mass disobedience, etc.)	0	0	0	0	0	0	0	0	0	0	0	0	0
Handling, transporting, custody of prisoners	0	0	0	0	0	0	0	0	0	0	0	0	0
Investigating suspicious persons or circumstances	0	0	0	0	0	0	0	0	0	0	0	0	0
Ambush - no warning	0	0	0	0	0	0	0	0	0	0	0	0	0
Handling persons with mental illness	2	0	0	0	2	0	1	1	0	0	0	0	1
Traffic pursuits and stops	2	0	0	2	0	0	2	0	0	0	0	0	2
All other	0	0	0	0	0	0	0	0	0	0	0	0	0
TOTAL	4	0	0	2	2	0	3	1	0	0	0	0	3
Number with personal injury	1	0	0	0	1	0	0	0	0	0	0	0	0



SRS Summary Report

Beginning Date: 01/01/2021

Ending Date: 12/31/2021

Type of Activity	Total Assaults by Weapon	Firearm	Knife or Other Cutting Instrum.	Other Dangerous Weapon	Hands Fists Feet etc.	Two Man Vehicle	One-Man Vehicle		Detective or Special Assign		Other		Police Assaults Cleared
							Alone	Assisted	Alone	Assisted	Alone	Assisted	
Number without personal injury	3	0	0	2	1	0	0	0	0	0	0	0	0

Time of assaults	12:01 - 2:00	2:01 - 4:00	4:01 - 6:00	6:01 - 8:00	8:01 - 10:00	10:01 - 12:00
Time of Assault AM	3	0	0	0	0	0
PM	0	0	1	0	0	0



Arrestee Summary Report

Beginning Date: 01/01/2021

Ending Date: 12/31/2021

Arrests by Age/Sex/Race

Agency: UNIVERSITY OF ALASKA ANCHORAGE

Offense: All

Classification of Offenses	Sex	Under 10	10-12	13-14	15	16	17	18	19	20	21	22	23	24	25-29	30-34	35-39	40-44	45-49	50-54	55-59	60-64	65 and Over	Total	White	Black	American Indian / Alaskan Native	Asian	Native Hawaiian / Other Pacific Islander	
Murder and Nonnegligent Manslaughter	Male	0	0	0	0	0	0	0	0	0	0	0	0	0	0	0	0	0	0	0	0	0	0	0	0	0	0	0		
	Female	0	0	0	0	0	0	0	0	0	0	0	0	0	0	0	0	0	0	0	0	0	0	0	0	0	0	0	0	
Manslaughter by Negligence	Male	0	0	0	0	0	0	0	0	0	0	0	0	0	0	0	0	0	0	0	0	0	0	0	0	0	0	0	0	
	Female	0	0	0	0	0	0	0	0	0	0	0	0	0	0	0	0	0	0	0	0	0	0	0	0	0	0	0	0	
Rape	Male	0	0	0	0	0	0	0	0	0	0	0	0	0	0	0	0	0	0	0	0	0	0	0	0	0	0	0	0	
	Female	0	0	0	0	0	0	0	0	0	0	0	0	0	0	0	0	0	0	0	0	0	0	0	0	0	0	0	0	
Robbery	Male	0	0	0	0	0	0	0	0	0	0	0	0	0	0	0	0	0	0	0	0	0	0	0	0	0	0	0	0	
	Female	0	0	0	0	0	0	0	0	0	0	0	0	0	0	0	0	0	0	0	0	0	0	0	0	0	0	0	0	
Aggravated Assault (Return A - 4a-d)	Male	0	0	0	0	0	0	0	0	0	0	0	0	0	0	0	2	0	0	0	0	0	0	0	2	1	0	1	0	0
	Female	0	0	0	0	0	0	0	0	0	0	0	0	0	0	0	0	0	0	0	0	0	0	0	0	0	0	0	0	
Burglary - Breaking or Entering	Male	0	0	0	0	0	0	0	0	0	0	0	0	0	0	0	0	0	0	0	0	0	0	0	0	0	0	0	0	
	Female	0	0	0	0	0	0	0	0	0	0	0	0	0	0	0	0	0	0	0	0	0	0	0	0	0	0	0	0	
Larceny-Theft (Except Motor Vehicle Theft)	Male	0	0	0	0	0	0	0	0	0	0	0	0	0	0	1	0	0	0	0	0	0	0	0	1	0	1	0	0	0
	Female	0	0	0	0	0	0	0	0	0	0	0	0	0	0	0	0	0	0	0	0	0	0	0	0	0	0	0	0	
Motor Vehicle Theft	Male	0	0	0	0	0	0	0	0	0	0	0	0	0	0	0	0	0	0	0	0	0	0	0	0	0	0	0	0	
	Female	0	0	0	0	0	0	0	0	0	0	0	0	0	0	0	0	0	0	0	0	0	0	0	0	0	0	0	0	
Other Assaults (Return A - 4e)	Male	0	0	0	0	0	0	0	0	0	0	0	0	0	1	0	0	1	1	0	0	0	0	0	3	1	0	2	0	0
	Female	0	0	0	0	0	0	0	0	0	0	0	0	0	0	0	0	0	0	0	0	0	0	0	0	0	0	0	0	
Arson	Male	0	0	0	0	0	0	0	0	0	0	0	0	0	0	0	0	0	0	0	0	0	0	0	0	0	1	0	0	
	Female	0	0	0	0	0	0	0	0	0	0	0	0	1	0	0	0	0	0	0	0	0	0	0	1	0	0	0	0	
Forgery and Counterfeiting	Male	0	0	0	0	0	0	0	0	0	0	0	0	0	0	0	0	0	0	0	0	0	0	0	0	0	0	0	0	
	Female	0	0	0	0	0	0	0	0	0	0	0	0	0	0	0	0	0	0	0	0	0	0	0	0	0	0	0	0	
Fraud	Male	0	0	0	0	0	0	0	0	0	0	0	0	0	0	0	0	0	0	0	0	0	0	0	0	0	0	0	0	
	Female	0	0	0	0	0	0	0	0	0	0	0	0	0	0	0	0	0	0	0	0	0	0	0	0	0	0	0	0	
Embezzlement	Male	0	0	0	0	0	0	0	0	0	0	0	0	0	0	0	0	0	0	0	0	0	0	0	0	0	0	0	0	
	Female	0	0	0	0	0	0	0	0	0	0	0	0	0	0	0	0	0	0	0	0	0	0	0	0	0	0	0	0	
Stolen Property; Buying, Receiving, Possessing	Male	0	0	0	0	0	0	0	0	0	0	0	0	0	0	0	0	0	0	0	0	0	0	0	0	0	0	0	0	
	Female	0	0	0	0	0	0	0	0	0	0	0	0	0	0	0	0	0	0	0	0	0	0	0	0	0	0	0	0	
Vandalism	Male	0	0	0	0	0	0	0	0	0	0	0	0	0	0	0	0	0	0	0	0	1	0	0	1	1	0	0	0	
	Female	0	0	0	0	0	0	0	0	0	0	0	0	0	0	0	0	0	0	0	0	0	0	0	0	0	0	0	0	
Weapons; Carrying, Possessing, etc.	Male	0	0	0	0	0	0	0	0	0	0	0	0	0	0	0	0	0	0	0	0	0	0	0	0	0	0	0	0	
	Female	0	0	0	0	0	0	0	0	0	0	0	0	0	0	0	0	0	0	0	0	0	0	0	0	0	0	0	0	
Prostitution and Commercialized Vice	Male	0	0	0	0	0	0	0	0	0	0	0	0	0	0	0	0	0	0	0	0	0	0	0	0	0	0	0	0	
	Female	0	0	0	0	0	0	0	0	0	0	0	0	0	0	0	0	0	0	0	0	0	0	0	0	0	0	0	0	
Prostitution	Male	0	0	0	0	0	0	0	0	0	0	0	0	0	0	0	0	0	0	0	0	0	0	0	0	0	0	0	0	
	Female	0	0	0	0	0	0	0	0	0	0	0	0	0	0	0	0	0	0	0	0	0	0	0	0	0	0	0	0	



Arrestee Summary Report

Beginning Date: 01/01/2021

Ending Date: 12/31/2021

Classification of Offenses	Sex	Under 10	10-12	13-14	15	16	17	18	19	20	21	22	23	24	25-29	30-34	35-39	40-44	45-49	50-54	55-59	60-64	65 and Over	Total	White	Black	American Indian / Alaskan Native	Asian	Native Hawaiian / Other Pacific Islander
Assisting or Promoting Prostitution	Male	0	0	0	0	0	0	0	0	0	0	0	0	0	0	0	0	0	0	0	0	0	0	0	0	0	0	0	
	Female	0	0	0	0	0	0	0	0	0	0	0	0	0	0	0	0	0	0	0	0	0	0	0	0	0	0	0	0
Purchasing Prostitution	Male	0	0	0	0	0	0	0	0	0	0	0	0	0	0	0	0	0	0	0	0	0	0	0	0	0	0	0	
	Female	0	0	0	0	0	0	0	0	0	0	0	0	0	0	0	0	0	0	0	0	0	0	0	0	0	0	0	
Sex Offenses (Except Rape and Prostitution)	Male	0	0	0	0	0	0	0	0	0	0	0	0	0	0	0	0	0	0	0	0	0	0	0	0	0	0	0	
	Female	0	0	0	0	0	0	0	0	0	0	0	0	0	0	0	0	0	0	0	0	0	0	0	0	0	0	0	
Drug Abuse Violations - Grand Total	Male	0	0	0	0	0	0	0	0	0	0	0	0	0	1	0	0	0	0	0	0	0	0	0	1	0	1	0	
	Female	0	0	0	0	0	0	0	0	0	0	0	0	0	0	0	0	0	0	0	0	0	0	0	0	0	0	0	
(1) Sale/Manufacturing - Subtotal	Male	0	0	0	0	0	0	0	0	0	0	0	0	0	0	0	0	0	0	0	0	0	0	0	0	0	0	0	
	Female	0	0	0	0	0	0	0	0	0	0	0	0	0	0	0	0	0	0	0	0	0	0	0	0	0	0	0	
18a - Opium/Cocaine	Male	0	0	0	0	0	0	0	0	0	0	0	0	0	0	0	0	0	0	0	0	0	0	0	0	0	0	0	
	Female	0	0	0	0	0	0	0	0	0	0	0	0	0	0	0	0	0	0	0	0	0	0	0	0	0	0	0	
18b - Marijuana	Male	0	0	0	0	0	0	0	0	0	0	0	0	0	0	0	0	0	0	0	0	0	0	0	0	0	0	0	
	Female	0	0	0	0	0	0	0	0	0	0	0	0	0	0	0	0	0	0	0	0	0	0	0	0	0	0	0	
18c - Synthetic Narcotics - Manufactured Narcotics Which Can Cause True Drug Addiction (Demerol, Methadones)	Male	0	0	0	0	0	0	0	0	0	0	0	0	0	0	0	0	0	0	0	0	0	0	0	0	0	0	0	
	Female	0	0	0	0	0	0	0	0	0	0	0	0	0	0	0	0	0	0	0	0	0	0	0	0	0	0	0	
18d - Other - Dangerous Nonnarcotic Drugs (Barbiturates, Benzadrine)	Male	0	0	0	0	0	0	0	0	0	0	0	0	0	0	0	0	0	0	0	0	0	0	0	0	0	0	0	
	Female	0	0	0	0	0	0	0	0	0	0	0	0	0	0	0	0	0	0	0	0	0	0	0	0	0	0	0	
(2) Possession - Subtotal	Male	0	0	0	0	0	0	0	0	0	0	0	0	0	1	0	0	0	0	0	0	0	0	0	1	0	1	0	
	Female	0	0	0	0	0	0	0	0	0	0	0	0	0	0	0	0	0	0	0	0	0	0	0	0	0	0	0	
18e - Opium or Cocaine and Their Derivatives (Morphine, Heroin, Codeine)	Male	0	0	0	0	0	0	0	0	0	0	0	0	0	0	0	0	0	0	0	0	0	0	0	0	0	0	0	
	Female	0	0	0	0	0	0	0	0	0	0	0	0	0	0	0	0	0	0	0	0	0	0	0	0	0	0	0	
18f - Marijuana	Male	0	0	0	0	0	0	0	0	0	0	0	0	0	0	0	0	0	0	0	0	0	0	0	0	0	0	0	
	Female	0	0	0	0	0	0	0	0	0	0	0	0	0	0	0	0	0	0	0	0	0	0	0	0	0	0	0	
18g - Synthetic Narcotics - Manufactured Narcotics Which Can Cause True Drug Addiction (Demerol, Methadones)	Male	0	0	0	0	0	0	0	0	0	0	0	0	0	0	0	0	0	0	0	0	0	0	0	0	0	0	0	
	Female	0	0	0	0	0	0	0	0	0	0	0	0	0	0	0	0	0	0	0	0	0	0	0	0	0	0	0	
18h - Other - Dangerous Nonnarcotic Drugs	Male	0	0	0	0	0	0	0	0	0	0	0	0	0	1	0	0	0	0	0	0	0	0	0	1	0	1	0	
	Female	0	0	0	0	0	0	0	0	0	0	0	0	0	0	0	0	0	0	0	0	0	0	0	0	0	0	0	
Gambling - Total	Male	0	0	0	0	0	0	0	0	0	0	0	0	0	0	0	0	0	0	0	0	0	0	0	0	0	0	0	
	Female	0	0	0	0	0	0	0	0	0	0	0	0	0	0	0	0	0	0	0	0	0	0	0	0	0	0	0	



Arrestee Summary Report

Beginning Date: 01/01/2021

Ending Date: 12/31/2021

Classification of Offenses	Sex	Under 10	10-12	13-14	15	16	17	18	19	20	21	22	23	24	25-29	30-34	35-39	40-44	45-49	50-54	55-59	60-64	65 and Over	Total	White	Black	American Indian / Alaskan Native	Asian	Native Hawaiian / Other Pacific Islander	
Bookmaking (Horse and Sport Book)	Male	0	0	0	0	0	0	0	0	0	0	0	0	0	0	0	0	0	0	0	0	0	0	0	0	0	0	0		
	Female	0	0	0	0	0	0	0	0	0	0	0	0	0	0	0	0	0	0	0	0	0	0	0	0	0	0	0	0	
Numbers and Lottery	Male	0	0	0	0	0	0	0	0	0	0	0	0	0	0	0	0	0	0	0	0	0	0	0	0	0	0	0		
	Female	0	0	0	0	0	0	0	0	0	0	0	0	0	0	0	0	0	0	0	0	0	0	0	0	0	0	0	0	
All Other Gambling	Male	0	0	0	0	0	0	0	0	0	0	0	0	0	0	0	0	0	0	0	0	0	0	0	0	0	0	0		
	Female	0	0	0	0	0	0	0	0	0	0	0	0	0	0	0	0	0	0	0	0	0	0	0	0	0	0	0		
Offenses Against The Family and Children	Male	0	0	0	0	0	0	0	0	0	0	0	0	0	0	0	0	0	0	0	0	0	0	0	0	0	0	0		
	Female	0	0	0	0	0	0	0	0	0	0	0	0	0	0	0	0	0	0	0	0	0	0	0	0	0	0	0		
Driving Under The Influence	Male	0	0	0	0	0	0	0	0	0	0	1	0	0	2	0	1	0	0	0	0	0	0	0	4	1	1	1	0	3
	Female	0	0	0	0	0	0	0	0	0	1	0	0	0	0	1	0	0	0	0	0	0	0	2	0	0	0	0	0	
Liquor Laws	Male	0	0	0	0	0	0	0	0	0	0	0	0	0	0	0	0	0	0	0	0	0	0	0	0	0	0	0		
	Female	0	0	0	0	0	0	0	0	0	0	0	0	0	0	0	0	0	0	0	0	0	0	0	0	0	0	0	0	
Drunkenness	Male	0	0	0	0	0	0	0	0	0	0	0	0	0	0	0	0	0	0	0	0	0	0	0	0	0	0	0		
	Female	0	0	0	0	0	0	0	0	0	0	0	0	0	0	0	0	0	0	0	0	0	0	0	0	0	0	0	0	
Disorderly Conduct	Male	0	0	0	0	0	0	0	0	0	0	0	0	0	0	3	0	0	0	0	0	0	1	0	4	0	0	4	0	0
	Female	0	0	0	0	0	0	0	0	0	0	0	0	0	0	0	0	0	0	0	0	0	0	0	0	0	0	0	0	
Vagrancy	Male	0	0	0	0	0	0	0	0	0	0	0	0	0	0	0	0	0	0	0	0	0	0	0	0	0	0	0	0	
	Female	0	0	0	0	0	0	0	0	0	0	0	0	0	0	0	0	0	0	0	0	0	0	0	0	0	0	0	0	
All Other Offenses (Except Traffic)	Male	0	0	0	0	0	0	1	0	0	0	0	1	1	3	3	1	0	1	1	1	0	0	13	3	2	7	2	1	
	Female	0	0	0	0	0	0	0	1	0	0	0	0	0	0	1	0	0	0	1	0	0	0	3	0	0	0	0	0	
Suspicion	Male	0	0	0	0	0	0	0	0	0	0	0	0	0	0	0	0	0	0	0	0	0	0	0	0	0	0	0	0	
	Female	0	0	0	0	0	0	0	0	0	0	0	0	0	0	0	0	0	0	0	0	0	0	0	0	0	0	0	0	
Curfew and Loitering Law Violations	Male	0	0	0	0	0	0																	0	0	0	0	0	0	
	Female	0	0	0	0	0	0																	0	0	0	0	0	0	
Runaway	Male	0	0	0	0	0	0																	0	0	0	0	0	0	
	Female	0	0	0	0	0	0																	0	0	0	0	0	0	
Human Trafficking/Commercial Sex Acts	Male	0	0	0	0	0	0	0	0	0	0	0	0	0	0	0	0	0	0	0	0	0	0	0	0	0	0	0	0	
	Female	0	0	0	0	0	0	0	0	0	0	0	0	0	0	0	0	0	0	0	0	0	0	0	0	0	0	0	0	
Human Trafficking/Involuntary Servitude	Male	0	0	0	0	0	0	0	0	0	0	0	0	0	0	0	0	0	0	0	0	0	0	0	0	0	0	0	0	
	Female	0	0	0	0	0	0	0	0	0	0	0	0	0	0	0	0	0	0	0	0	0	0	0	0	0	0	0	0	
SUB TOTAL	Male	0	0	0	0	0	0	1	0	0	0	1	1	1	7	7	4	1	2	1	2	1	0	29						
	Female	0	0	0	0	0	0	0	1	0	1	0	0	1	0	2	0	0	0	1	0	0	0	6						
TOTAL		0	0	0	0	0	0	1	1	0	1	1	1	2	7	9	4	1	2	2	2	1	0	35	7	5	16	2	4	



SRS Summary Report

Beginning Date: 01/01/2021

Ending Date: 12/31/2021

Return of Arson Offenses

Agency: UNIVERSITY OF ALASKA ANCHORAGE

Property Classification	Offenses Reported	Unfounded	Actual Offenses	Offenses Cleared	Clearances Involving Under 18	Offenses-Uninhabited Structures	Est. Value of Property Damage
A. Single Occupancy Residential: Houses, Townhouses, Duplexes, etc.	0	0	0	0	0	0	0
B. Other Residential: Apartments, Tenements, Flats, Hotels, Motels, Inns, Dormitories, Boarding Houses, etc.	0	0	0	0	0	0	0
C. Storage: Barns, Garages, Warehouses, etc.	0	0	0	0	0	0	0
D. Industrial/Manufacturing	0	0	0	0	0	0	0
E. Other Commercial: Stores, Restaurants, Offices, etc.	0	0	0	0	0	0	0
F. Community/Public: Churches, Jails, Schools, Colleges, Hospitals, etc.	0	0	0	0	0	0	0
G. All Other Structure: Out Buildings, Monuments, Buildings Under Construction, etc.	1	0	1	1	0	0	250
TOTAL STRUCTURE	1	0	1	1	0	0	250
H. Motor Vehicles: Automobiles, Trucks, Buses, Motorcycles, etc.: UCR Definition	0	0	0	0	0	0	0
I. Other Mobile Property: Trailers, Recreational Vehicles, Airplanes, Boats, etc.	0	0	0	0	0	0	0
TOTAL MOBILE	0	0	0	0	0	0	0
J. TOTAL OTHER Crops, Timber, Fences, Signs, etc.	2	0	2	0	0	0	500
GRAND TOTAL	3	0	3	1	0	0	750



SRS Summary Report

Beginning Date: 01/01/2021

Ending Date: 12/31/2021

Return A

Agency: UNIVERSITY OF ALASKA FAIRBANKS

Classification of Offenses	Offenses Reported	Unfounded	Actual Offenses	Tot. Offenses Cleared	Clearances Involving Persons Under 18 Yr. of Age
Murder/NonNegligent Homicide(Total)	0	0	0	0	0
Manslaughter by Negligence(Total)	0	0	0	0	0
Rape(Total)	0	0	0	0	0
Rape	0	0	0	0	0
Attempted Rape	0	0	0	0	0
Robbery(Total)	1	0	1	0	0
Robbery - Firearm	0	0	0	0	0
Robbery - Knife or Cutting Instrument	0	0	0	0	0
Robbery - Other Dangerous Weapon	0	0	0	0	0
Robbery - StrongArm(Hands,Fists,Feet,etc)	1	0	1	0	0
Assault(Total)	16	0	16	6	0
Assault - Firearm	0	0	0	0	0
Assault - Knife or Cutting Instrument	3	0	3	3	0
Assault - Other Dangerous Weapon	0	0	0	0	0
Assault - StrongArm(Hands,Fists,Feet,etc)	1	0	1	1	0
Assault - Other(Simple, Not Aggravated)	12	0	12	2	0
Burglary(Total)	3	0	3	1	0
Burglary - Forcible Entry	0	0	0	0	0
Burglary - Unlawful Entry(No Force)	3	0	3	1	0
Burglary - Attempted Forcible Entry	0	0	0	0	0
Larceny(Total) - Theft(Excluding Motor Vehicles)	27	0	27	1	0
Motor Vehicle Theft(Total)	0	0	0	0	0
Motor Vehicle Theft - Autos	0	0	0	0	0
Motor Vehicle Theft - Trucks and Buses	0	0	0	0	0
Motor Vehicle Theft - Other Vehicles	0	0	0	0	0
Grand Total	47	0	47	8	0



SRS Summary Report

Beginning Date: 01/01/2021

Ending Date: 12/31/2021

Supplement Return A

Agency: UNIVERSITY OF ALASKA FAIRBANKS

Classification of Offenses	Actual Offenses	Value of Property	Type of Property	Stolen	Recovered
MURDER AND NONNEGLIGENT MANSLAUGHTER	0	0	Currency, Notes, Etc.	24	0
RAPE	0	0	Jewelry and Precious Metals	0	0
ROBBERY - HIGHWAY (streets, alleys, etc.)	0	0	Clothing and Furs	135	0
COMMERCIAL HOUSE (except c, d, and f)	0	0	Locally Stolen Motor Vehicles	2,000	0
GAS OR SERVICE STATION	0	0	Office Equipment	200	0
CONVENIENCE STORE	0	0	Televisions, Radios, Stereos, Etc.	0	0
RESIDENCE	0	0	Firearms	0	0
BANK	0	0	Household Goods	6	0
MISCELLANEOUS	1	2,000	Consumable Goods	3	0
TOTAL ROBBERY	1	2,000	Livestock	0	0
BURGLARY - BREAKING OR ENTERING - RESIDENCE (dwelling) NIGHT (6 p.m. - 6 a.m.)	0	0	Miscellaneous	15,764	0
DAY (6 a.m. - 6 p.m.)	0	0	TOTAL	18,132	0
UNKNOWN	0	0			
NON-RESIDENCE (store, office, etc.) NIGHT (6 p.m. - 6 a.m.)	3	1,149			
DAY (6 a.m. - 6 p.m.)	0	0			
UNKNOWN	0	0			
TOTAL BURGLARY	3	1,149			
LARCENY - THEFT (Except Motor Vehicle Theft) - \$200 AND OVER	20	14,641			
\$50 TO \$199	3	290			
UNDER \$50	4	52			
TOTAL LARCENY (Same as Item 6x)	27	14,983			
MOTOR VEHICLE THEFT (Include Alleged Joy Ride)	0	0			
GRAND TOTAL - ALL ITEMS		18,132			
ADDITIONAL ANALYSIS OF LARCENY AND MOTOR VEHICLE THEFT - 6x. NATURE OF LARCENIES UNDER ITEM 6 (POCKET-PICKING)	0	0			
PURSE-SNATCHING	0	0			
SHOPLIFTING	1	3			
FROM MOTOR VEHICLES (except e)	0	0			
MOTOR VEHICLE PARTS AND ACCESSORIES	10	7,730			

Grand Totals for 'Property Stolen by Type and Value' and 'Property Stolen by Classification' may not match due to NIBRS conversion specification set by the FBI.



SRS Summary Report

Beginning Date: 01/01/2021

Ending Date: 12/31/2021

Classification of Offenses	Actual Offenses	Value of Property
BICYCLES	8	5,261
FROM BUILDING (except c and h)	6	1,789
FROM ANY COIN-OPERATED MACHINES (parking meters, etc.)	0	0
ALL OTHER	2	200
TOTAL LARCENIES (Same as Item 6)	27	14,983
MOTOR VEHICLES RECOVERED (STOLEN LOCALLY AND RECOVERED LOCALLY)	0	
STOLEN LOCALLY AND RECOVERED BY OTHER JURISDICTIONS	0	
TOTAL LOCALLY STOLEN MOTOR VEHICLES RECOVERED	0	
STOLEN IN OTHER JURISDICTIONS AND RECOVERED LOCALLY	0	

Grand Totals for 'Property Stolen by Type and Value' and 'Property Stolen by Classification' may not match due to NIBRS conversion specification set by the FBI.



SRS Summary Report

Beginning Date: 01/01/2021

Ending Date: 12/31/2021

Law Enforcement Officers Killed or Assaulted

Agency: UNIVERSITY OF ALASKA FAIRBANKS

Police Officers Killed Feloniously	Police Officers Killed Accidentally
0	0

Type of Activity	Total Assaults by Weapon	Firearm	Knife or Other Cutting Instrum.	Other Dangerous Weapon	Hands Fists Feet etc.	Two Man Vehicle	One-Man Vehicle		Detective or Special Assign		Other		Police Assaults Cleared
							Alone	Assisted	Alone	Assisted	Alone	Assisted	
Responding to disturbance call (family quarrels, person with firearm, etc.)	0	0	0	0	0	0	0	0	0	0	0	0	0
Burglaries in progress or pursuing burglary suspects	0	0	0	0	0	0	0	0	0	0	0	0	0
Robberies in progress or pursuing robbery suspects	0	0	0	0	0	0	0	0	0	0	0	0	0
Attempting other arrests	0	0	0	0	0	0	0	0	0	0	0	0	0
Civil disorder (riot, mass disobedience, etc.)	0	0	0	0	0	0	0	0	0	0	0	0	0
Handling, transporting, custody of prisoners	0	0	0	0	0	0	0	0	0	0	0	0	0
Investigating suspicious persons or circumstances	0	0	0	0	0	0	0	0	0	0	0	0	0
Ambush - no warning	0	0	0	0	0	0	0	0	0	0	0	0	0
Handling persons with mental illness	0	0	0	0	0	0	0	0	0	0	0	0	0
Traffic pursuits and stops	2	0	0	0	2	0	0	2	0	0	0	0	2
All other	0	0	0	0	0	0	0	0	0	0	0	0	0
TOTAL	2	0	0	0	2	0	0	2	0	0	0	0	2
Number with personal injury	0	0	0	0	0	0	0	0	0	0	0	0	0



SRS Summary Report

Beginning Date: 01/01/2021

Ending Date: 12/31/2021

Type of Activity	Total Assaults by Weapon	Firearm	Knife or Other Cutting Instrum.	Other Dangerous Weapon	Hands Fists Feet etc.	Two Man Vehicle	One-Man Vehicle		Detective or Special Assign		Other		Police Assaults Cleared
							Alone	Assisted	Alone	Assisted	Alone	Assisted	
Number without personal injury	2	0	0	0	2	0	0	0	0	0	0	0	0

Time of assaults	12:01 - 2:00	2:01 - 4:00	4:01 - 6:00	6:01 - 8:00	8:01 - 10:00	10:01 - 12:00
Time of Assault AM	2	0	0	0	0	0
PM	0	0	0	0	0	0



Arrestee Summary Report

Beginning Date: 01/01/2021

Ending Date: 12/31/2021

Arrests by Age/Sex/Race

Agency: UNIVERSITY OF ALASKA FAIRBANKS

Offense: All

Classification of Offenses	Sex	Under 10	10-12	13-14	15	16	17	18	19	20	21	22	23	24	25-29	30-34	35-39	40-44	45-49	50-54	55-59	60-64	65 and Over	Total	White	Black	American Indian / Alaskan Native	Asian	Native Hawaiian / Other Pacific Islander
Murder and Nonnegligent Manslaughter	Male	0	0	0	0	0	0	0	0	0	0	0	0	0	0	0	0	0	0	0	0	0	0	0	0	0	0	0	
	Female	0	0	0	0	0	0	0	0	0	0	0	0	0	0	0	0	0	0	0	0	0	0	0	0	0	0	0	0
Manslaughter by Negligence	Male	0	0	0	0	0	0	0	0	0	0	0	0	0	0	0	0	0	0	0	0	0	0	0	0	0	0	0	0
	Female	0	0	0	0	0	0	0	0	0	0	0	0	0	0	0	0	0	0	0	0	0	0	0	0	0	0	0	0
Rape	Male	0	0	0	0	0	0	0	0	0	0	0	0	0	0	0	0	0	0	0	0	0	0	0	0	0	0	0	0
	Female	0	0	0	0	0	0	0	0	0	0	0	0	0	0	0	0	0	0	0	0	0	0	0	0	0	0	0	0
Robbery	Male	0	0	0	0	0	0	0	0	0	0	0	0	0	0	0	0	0	0	0	0	0	0	0	0	0	0	0	0
	Female	0	0	0	0	0	0	0	0	0	0	0	0	0	0	0	0	0	0	0	0	0	0	0	0	0	0	0	0
Aggravated Assault (Return A - 4a-d)	Male	0	0	0	0	0	0	0	0	0	0	0	0	0	1	0	0	0	0	0	0	0	0	0	1	0	0	1	0
	Female	0	0	0	0	0	0	0	0	0	0	0	0	0	0	0	0	0	0	0	0	0	0	0	0	0	0	0	0
Burglary - Breaking or Entering	Male	0	0	0	0	0	0	0	0	0	0	0	0	0	0	0	0	0	0	0	0	0	0	0	0	0	0	0	0
	Female	0	0	0	0	0	0	0	0	0	0	0	0	0	0	0	0	0	0	0	0	0	0	0	0	0	0	0	0
Larceny-Theft (Except Motor Vehicle Theft)	Male	0	0	0	0	0	0	0	0	0	0	0	0	0	0	0	0	0	0	0	0	0	0	0	1	0	0	0	0
	Female	0	0	0	0	0	0	0	0	0	0	0	0	0	1	0	0	0	0	0	0	0	0	0	1	0	0	0	0
Motor Vehicle Theft	Male	0	0	0	0	0	0	0	0	0	0	0	0	0	0	0	0	0	0	0	0	0	0	0	0	0	0	0	0
	Female	0	0	0	0	0	0	0	0	0	0	0	0	0	0	0	0	0	0	0	0	0	0	0	0	0	0	0	0
Other Assaults (Return A - 4e)	Male	0	0	0	0	0	0	0	0	0	0	0	0	0	0	0	0	0	0	0	0	0	0	0	0	0	1	0	0
	Female	0	0	0	0	0	0	0	0	0	0	0	0	0	0	0	1	0	0	0	0	0	0	0	1	0	0	0	0
Arson	Male	0	0	0	0	0	0	0	0	0	0	0	0	0	0	0	0	0	0	0	0	0	0	0	0	0	0	0	0
	Female	0	0	0	0	0	0	0	0	0	0	0	0	0	0	0	0	0	0	0	0	0	0	0	0	0	0	0	0
Forgery and Counterfeiting	Male	0	0	0	0	0	0	0	0	0	0	0	0	0	0	0	0	0	0	0	0	0	0	0	0	0	0	0	0
	Female	0	0	0	0	0	0	0	0	0	0	0	0	0	0	0	0	0	0	0	0	0	0	0	0	0	0	0	0
Fraud	Male	0	0	0	0	0	0	0	0	0	0	0	0	0	0	0	0	0	0	0	0	0	0	0	0	0	0	0	0
	Female	0	0	0	0	0	0	0	0	0	0	0	0	0	0	0	0	0	0	0	0	0	0	0	0	0	0	0	0
Embezzlement	Male	0	0	0	0	0	0	0	0	0	0	0	0	0	0	0	0	0	0	0	0	0	0	0	0	0	0	0	0
	Female	0	0	0	0	0	0	0	0	0	0	0	0	0	0	0	0	0	0	0	0	0	0	0	0	0	0	0	0
Stolen Property; Buying, Receiving, Possessing	Male	0	0	0	0	0	0	0	0	0	0	0	0	0	0	0	0	0	0	0	0	0	0	0	0	0	0	0	0
	Female	0	0	0	0	0	0	0	0	0	0	0	0	0	0	0	0	0	0	0	0	0	0	0	0	0	0	0	0
Vandalism	Male	0	0	0	0	0	0	0	0	0	0	0	0	0	0	0	0	0	0	0	0	0	0	0	0	0	0	0	0
	Female	0	0	0	0	0	0	0	0	0	0	0	0	0	0	0	0	0	0	0	0	0	0	0	0	0	0	0	0
Weapons; Carrying, Possessing, etc.	Male	0	0	0	0	0	0	0	0	0	0	0	0	0	0	0	0	0	0	0	0	0	0	0	0	0	0	0	0
	Female	0	0	0	0	0	0	0	0	0	0	0	0	0	0	0	0	0	0	0	0	0	0	0	0	0	0	0	0
Prostitution and Commercialized Vice	Male	0	0	0	0	0	0	0	0	0	0	0	0	0	0	0	0	0	0	0	0	0	0	0	0	0	0	0	0
	Female	0	0	0	0	0	0	0	0	0	0	0	0	0	0	0	0	0	0	0	0	0	0	0	0	0	0	0	0
Prostitution	Male	0	0	0	0	0	0	0	0	0	0	0	0	0	0	0	0	0	0	0	0	0	0	0	0	0	0	0	0
	Female	0	0	0	0	0	0	0	0	0	0	0	0	0	0	0	0	0	0	0	0	0	0	0	0	0	0	0	0



Arrestee Summary Report

Beginning Date: 01/01/2021

Ending Date: 12/31/2021

Classification of Offenses	Sex	Under 10	10-12	13-14	15	16	17	18	19	20	21	22	23	24	25-29	30-34	35-39	40-44	45-49	50-54	55-59	60-64	65 and Over	Total	White	Black	American Indian / Alaskan Native	Asian	Native Hawaiian / Other Pacific Islander
Assisting or Promoting Prostitution	Male	0	0	0	0	0	0	0	0	0	0	0	0	0	0	0	0	0	0	0	0	0	0	0	0	0	0	0	
	Female	0	0	0	0	0	0	0	0	0	0	0	0	0	0	0	0	0	0	0	0	0	0	0	0	0	0	0	0
Purchasing Prostitution	Male	0	0	0	0	0	0	0	0	0	0	0	0	0	0	0	0	0	0	0	0	0	0	0	0	0	0	0	
	Female	0	0	0	0	0	0	0	0	0	0	0	0	0	0	0	0	0	0	0	0	0	0	0	0	0	0	0	0
Sex Offenses (Except Rape and Prostitution)	Male	0	0	0	0	0	0	0	0	0	0	0	0	0	0	0	0	0	0	0	0	0	0	0	0	0	0	0	
	Female	0	0	0	0	0	0	0	0	0	0	0	0	0	0	0	0	0	0	0	0	0	0	0	0	0	0	0	0
Drug Abuse Violations - Grand Total	Male	0	0	0	0	0	0	0	0	0	0	0	0	0	0	1	0	0	0	0	0	0	0	0	1	0	0	1	0
	Female	0	0	0	0	0	0	0	0	0	0	0	0	0	0	0	0	0	0	0	0	0	0	0	0	0	0	0	0
(1) Sale/Manufacturing - Subtotal	Male	0	0	0	0	0	0	0	0	0	0	0	0	0	0	0	0	0	0	0	0	0	0	0	0	0	0	0	0
	Female	0	0	0	0	0	0	0	0	0	0	0	0	0	0	0	0	0	0	0	0	0	0	0	0	0	0	0	0
18a - Opium/Cocaine	Male	0	0	0	0	0	0	0	0	0	0	0	0	0	0	0	0	0	0	0	0	0	0	0	0	0	0	0	0
	Female	0	0	0	0	0	0	0	0	0	0	0	0	0	0	0	0	0	0	0	0	0	0	0	0	0	0	0	0
18b - Marijuana	Male	0	0	0	0	0	0	0	0	0	0	0	0	0	0	0	0	0	0	0	0	0	0	0	0	0	0	0	0
	Female	0	0	0	0	0	0	0	0	0	0	0	0	0	0	0	0	0	0	0	0	0	0	0	0	0	0	0	0
18c - Synthetic Narcotics - Manufactured Narcotics Which Can Cause True Drug Addiction (Demerol, Methadones)	Male	0	0	0	0	0	0	0	0	0	0	0	0	0	0	0	0	0	0	0	0	0	0	0	0	0	0	0	0
	Female	0	0	0	0	0	0	0	0	0	0	0	0	0	0	0	0	0	0	0	0	0	0	0	0	0	0	0	0
18d - Other - Dangerous Nonnarcotic Drugs (Barbiturates, Benzadrine)	Male	0	0	0	0	0	0	0	0	0	0	0	0	0	0	0	0	0	0	0	0	0	0	0	0	0	0	0	0
	Female	0	0	0	0	0	0	0	0	0	0	0	0	0	0	0	0	0	0	0	0	0	0	0	0	0	0	0	0
(2) Possession - Subtotal	Male	0	0	0	0	0	0	0	0	0	0	0	0	0	0	1	0	0	0	0	0	0	0	0	1	0	0	1	0
	Female	0	0	0	0	0	0	0	0	0	0	0	0	0	0	0	0	0	0	0	0	0	0	0	0	0	0	0	0
18e - Opium or Cocaine and Their Derivatives (Morphine, Heroin, Codeine)	Male	0	0	0	0	0	0	0	0	0	0	0	0	0	0	0	0	0	0	0	0	0	0	0	0	0	0	0	0
	Female	0	0	0	0	0	0	0	0	0	0	0	0	0	0	0	0	0	0	0	0	0	0	0	0	0	0	0	0
18f - Marijuana	Male	0	0	0	0	0	0	0	0	0	0	0	0	0	0	0	0	0	0	0	0	0	0	0	0	0	0	0	0
	Female	0	0	0	0	0	0	0	0	0	0	0	0	0	0	0	0	0	0	0	0	0	0	0	0	0	0	0	0
18g - Synthetic Narcotics - Manufactured Narcotics Which Can Cause True Drug Addiction (Demerol, Methadones)	Male	0	0	0	0	0	0	0	0	0	0	0	0	0	0	0	0	0	0	0	0	0	0	0	0	0	0	0	0
	Female	0	0	0	0	0	0	0	0	0	0	0	0	0	0	0	0	0	0	0	0	0	0	0	0	0	0	0	0
18h - Other - Dangerous Nonnarcotic Drugs	Male	0	0	0	0	0	0	0	0	0	0	0	0	0	0	1	0	0	0	0	0	0	0	0	1	0	0	1	0
	Female	0	0	0	0	0	0	0	0	0	0	0	0	0	0	0	0	0	0	0	0	0	0	0	0	0	0	0	0
Gambling - Total	Male	0	0	0	0	0	0	0	0	0	0	0	0	0	0	0	0	0	0	0	0	0	0	0	0	0	0	0	0
	Female	0	0	0	0	0	0	0	0	0	0	0	0	0	0	0	0	0	0	0	0	0	0	0	0	0	0	0	0



Arrestee Summary Report

Beginning Date: 01/01/2021

Ending Date: 12/31/2021

Classification of Offenses	Sex	Under 10	10-12	13-14	15	16	17	18	19	20	21	22	23	24	25-29	30-34	35-39	40-44	45-49	50-54	55-59	60-64	65 and Over	Total	White	Black	American Indian / Alaskan Native	Asian	Native Hawaiian / Other Pacific Islander
Bookmaking (Horse and Sport Book)	Male	0	0	0	0	0	0	0	0	0	0	0	0	0	0	0	0	0	0	0	0	0	0	0	0	0	0	0	
	Female	0	0	0	0	0	0	0	0	0	0	0	0	0	0	0	0	0	0	0	0	0	0	0	0	0	0	0	0
Numbers and Lottery	Male	0	0	0	0	0	0	0	0	0	0	0	0	0	0	0	0	0	0	0	0	0	0	0	0	0	0	0	
	Female	0	0	0	0	0	0	0	0	0	0	0	0	0	0	0	0	0	0	0	0	0	0	0	0	0	0	0	
All Other Gambling	Male	0	0	0	0	0	0	0	0	0	0	0	0	0	0	0	0	0	0	0	0	0	0	0	0	0	0	0	
	Female	0	0	0	0	0	0	0	0	0	0	0	0	0	0	0	0	0	0	0	0	0	0	0	0	0	0	0	
Offenses Against The Family and Children	Male	0	0	0	0	0	0	0	0	0	0	0	0	0	0	0	0	0	0	0	0	0	0	0	0	0	0	0	
	Female	0	0	0	0	0	0	0	0	0	0	0	0	0	0	0	0	0	0	0	0	0	0	0	0	0	0	0	
Driving Under The Influence	Male	0	0	0	0	0	0	1	1	1	0	0	0	1	5	1	2	0	3	0	0	0	0	15	12	4	3	0	
	Female	0	0	0	0	0	0	0	0	1	1	0	1	0	0	0	0	1	0	0	0	0	0	4	0	0	0	0	
Liquor Laws	Male	0	0	0	0	0	0	2	3	0	0	0	0	0	0	0	0	0	0	0	0	0	0	5	1	0	4	0	
	Female	0	0	0	0	0	0	0	0	0	0	0	0	0	0	0	0	0	0	0	0	0	0	0	0	0	0	0	
Drunkenness	Male	0	0	0	0	0	0	0	0	0	0	0	0	0	0	0	0	0	0	0	0	0	0	0	0	0	0	0	
	Female	0	0	0	0	0	0	0	0	0	0	0	0	0	0	0	0	0	0	0	0	0	0	0	0	0	0	0	
Disorderly Conduct	Male	0	0	0	0	0	0	0	2	0	0	1	0	0	0	0	0	1	0	0	0	0	0	4	2	0	2	0	
	Female	0	0	0	0	0	0	0	0	0	0	0	0	0	0	0	0	0	0	0	0	0	0	0	0	0	0	0	
Vagrancy	Male	0	0	0	0	0	0	0	0	0	0	0	0	0	0	0	0	0	0	0	0	0	0	0	0	0	0	0	
	Female	0	0	0	0	0	0	0	0	0	0	0	0	0	0	0	0	0	0	0	0	0	0	0	0	0	0	0	
All Other Offenses (Except Traffic)	Male	0	0	0	0	0	0	0	0	1	0	0	0	0	2	4	1	17	1	8	0	0	0	34	28	0	6	1	
	Female	0	0	0	0	0	0	0	0	0	0	0	0	0	0	0	1	0	0	0	0	0	0	1	0	0	0	0	
Suspicion	Male	0	0	0	0	0	0	0	0	0	0	0	0	0	0	0	0	0	0	0	0	0	0	0	0	0	0	0	
	Female	0	0	0	0	0	0	0	0	0	0	0	0	0	0	0	0	0	0	0	0	0	0	0	0	0	0	0	
Curfew and Loitering Law Violations	Male	0	0	0	0	0	0																	0	0	0	0	0	
	Female	0	0	0	0	0	0																	0	0	0	0	0	
Runaway	Male	0	0	0	0	0	0																	0	0	0	0	0	
	Female	0	0	0	0	0	0																	0	0	0	0	0	
Human Trafficking/Commercial Sex Acts	Male	0	0	0	0	0	0	0	0	0	0	0	0	0	0	0	0	0	0	0	0	0	0	0	0	0	0	0	
	Female	0	0	0	0	0	0	0	0	0	0	0	0	0	0	0	0	0	0	0	0	0	0	0	0	0	0	0	
Human Trafficking/Involuntary Servitude	Male	0	0	0	0	0	0	0	0	0	0	0	0	0	0	0	0	0	0	0	0	0	0	0	0	0	0	0	
	Female	0	0	0	0	0	0	0	0	0	0	0	0	0	0	0	0	0	0	0	0	0	0	0	0	0	0	0	
SUB TOTAL	Male	0	0	0	0	0	0	3	6	2	0	1	0	1	8	6	3	18	4	8	0	0	0	60					
	Female	0	0	0	0	0	0	0	0	1	1	0	1	0	1	0	2	1	0	0	0	0	0	7					
TOTAL		0	0	0	0	0	0	3	6	3	1	1	1	1	9	6	5	19	4	8	0	0	0	67	44	4	18	1	0



SRS Summary Report

Beginning Date: 01/01/2021

Ending Date: 12/31/2021

Return A

Agency: VALDEZ POLICE DEPARTMENT

Classification of Offenses	Offenses Reported	Unfounded	Actual Offenses	Tot. Offenses Cleared	Clearances Involving Persons Under 18 Yr. of Age
Murder/NonNegligent Homicide(Total)	0	0	0	0	0
Manslaughter by Negligence(Total)	0	0	0	0	0
Rape(Total)	1	0	1	0	0
Rape	1	0	1	0	0
Attempted Rape	0	0	0	0	0
Robbery(Total)	0	0	0	0	0
Robbery - Firearm	0	0	0	0	0
Robbery - Knife or Cutting Instrument	0	0	0	0	0
Robbery - Other Dangerous Weapon	0	0	0	0	0
Robbery - StrongArm(Hands,Fists,Feet,etc)	0	0	0	0	0
Assault(Total)	44	0	44	17	0
Assault - Firearm	2	0	2	1	0
Assault - Knife or Cutting Instrument	4	0	4	4	0
Assault - Other Dangerous Weapon	0	0	0	0	0
Assault - StrongArm(Hands,Fists,Feet,etc)	1	0	1	0	0
Assault - Other(Simple, Not Aggravated)	37	0	37	12	0
Burglary(Total)	7	0	7	1	0
Burglary - Forcible Entry	3	0	3	0	0
Burglary - Unlawful Entry(No Force)	4	0	4	1	0
Burglary - Attempted Forcible Entry	0	0	0	0	0
Larceny(Total) - Theft(Excluding Motor Vehicles)	20	0	20	5	1
Motor Vehicle Theft(Total)	2	0	2	1	0
Motor Vehicle Theft - Autos	0	0	0	0	0
Motor Vehicle Theft - Trucks and Buses	0	0	0	0	0
Motor Vehicle Theft - Other Vehicles	2	0	2	1	0
Grand Total	74	0	74	24	1



SRS Summary Report

Beginning Date: 01/01/2021

Ending Date: 12/31/2021

Supplement Return A

Agency: VALDEZ POLICE DEPARTMENT

Classification of Offenses	Actual Offenses	Value of Property	Type of Property	Stolen	Recovered
MURDER AND NONNEGLIGENT MANSLAUGHTER	0	0	Currency, Notes, Etc.	2,820	0
RAPE	1	0	Jewelry and Precious Metals	15,200	0
ROBBERY - HIGHWAY (streets, alleys, etc.)	0	0	Clothing and Furs	300	0
COMMERCIAL HOUSE (except c, d, and f)	0	0	Locally Stolen Motor Vehicles	650	500
GAS OR SERVICE STATION	0	0	Office Equipment	300	0
CONVENIENCE STORE	0	0	Televisions, Radios, Stereos, Etc.	0	0
RESIDENCE	0	0	Firearms	0	0
BANK	0	0	Household Goods	100	0
MISCELLANEOUS	0	0	Consumable Goods	132	25
TOTAL ROBBERY	0	0	Livestock	0	0
BURGLARY - BREAKING OR ENTERING - RESIDENCE (dwelling) NIGHT (6 p.m. - 6 a.m.)	2	19,181	Miscellaneous	14,197	4,144
DAY (6 a.m. - 6 p.m.)	2	650	TOTAL	33,699	4,669
UNKNOWN	0	0			
NON-RESIDENCE (store, office, etc.) NIGHT (6 p.m. - 6 a.m.)	2	515			
DAY (6 a.m. - 6 p.m.)	1	0			
UNKNOWN	0	0			
TOTAL BURGLARY	7	20,346			
LARCENY - THEFT (Except Motor Vehicle Theft) - \$200 AND OVER	9	12,145			
\$50 TO \$199	5	438			
UNDER \$50	6	120			
TOTAL LARCENY (Same as Item 6x)	20	12,703			
MOTOR VEHICLE THEFT (Include Alleged Joy Ride)	2	650			
GRAND TOTAL - ALL ITEMS		33,699			
ADDITIONAL ANALYSIS OF LARCENY AND MOTOR VEHICLE THEFT - 6x. NATURE OF LARCENIES UNDER ITEM 6 (POCKET-PICKING)	0	0			
PURSE-SNATCHING	0	0			
SHOPLIFTING	2	25			
FROM MOTOR VEHICLES (except e)	3	1,691			
MOTOR VEHICLE PARTS AND ACCESSORIES	1	200			

Grand Totals for 'Property Stolen by Type and Value' and 'Property Stolen by Classification' may not match due to NIBRS conversion specification set by the FBI.



SRS Summary Report

Beginning Date: 01/01/2021

Ending Date: 12/31/2021

Classification of Offenses	Actual Offenses	Value of Property
BICYCLES	5	6,830
FROM BUILDING (except c and h)	2	1,449
FROM ANY COIN-OPERATED MACHINES (parking meters, etc.)	0	0
ALL OTHER	7	2,508
TOTAL LARCENIES (Same as Item 6)	20	12,703
MOTOR VEHICLES RECOVERED (STOLEN LOCALLY AND RECOVERED LOCALLY)	0	
STOLEN LOCALLY AND RECOVERED BY OTHER JURISDICTIONS	0	
TOTAL LOCALLY STOLEN MOTOR VEHICLES RECOVERED	1	
STOLEN IN OTHER JURISDICTIONS AND RECOVERED LOCALLY	0	

Grand Totals for 'Property Stolen by Type and Value' and 'Property Stolen by Classification' may not match due to NIBRS conversion specification set by the FBI.



SRS Summary Report

Beginning Date: 01/01/2021

Ending Date: 12/31/2021

Law Enforcement Officers Killed or Assaulted

Agency: VALDEZ POLICE DEPARTMENT

Police Officers Killed Feloniously	Police Officers Killed Accidentally
0	0

Type of Activity	Total Assaults by Weapon	Firearm	Knife or Other Cutting Instrum.	Other Dangerous Weapon	Hands Fists Feet etc.	Two Man Vehicle	One-Man Vehicle		Detective or Special Assign		Other		Police Assaults Cleared
							Alone	Assisted	Alone	Assisted	Alone	Assisted	
Responding to disturbance call (family quarrels, person with firearm, etc.)	0	0	0	0	0	0	0	0	0	0	0	0	0
Burglaries in progress or pursuing burglary suspects	0	0	0	0	0	0	0	0	0	0	0	0	0
Robberies in progress or pursuing robbery suspects	0	0	0	0	0	0	0	0	0	0	0	0	0
Attempting other arrests	0	0	0	0	0	0	0	0	0	0	0	0	0
Civil disorder (riot, mass disobedience, etc.)	0	0	0	0	0	0	0	0	0	0	0	0	0
Handling, transporting, custody of prisoners	0	0	0	0	0	0	0	0	0	0	0	0	0
Investigating suspicious persons or circumstances	0	0	0	0	0	0	0	0	0	0	0	0	0
Ambush - no warning	0	0	0	0	0	0	0	0	0	0	0	0	0
Handling persons with mental illness	0	0	0	0	0	0	0	0	0	0	0	0	0
Traffic pursuits and stops	0	0	0	0	0	0	0	0	0	0	0	0	0
All other	0	0	0	0	0	0	0	0	0	0	0	0	0
TOTAL	0	0	0	0	0	0	0	0	0	0	0	0	0
Number with personal injury	0	0	0	0	0	0	0	0	0	0	0	0	0



SRS Summary Report

Beginning Date: 01/01/2021

Ending Date: 12/31/2021

Type of Activity	Total Assaults by Weapon	Firearm	Knife or Other Cutting Instrum.	Other Dangerous Weapon	Hands Fists Feet etc.	Two Man Vehicle	One-Man Vehicle		Detective or Special Assign		Other		Police Assaults Cleared
							Alone	Assisted	Alone	Assisted	Alone	Assisted	
Number without personal injury	0	0	0	0	0	0	0	0	0	0	0	0	0

Time of assaults	12:01 - 2:00	2:01 - 4:00	4:01 - 6:00	6:01 - 8:00	8:01 - 10:00	10:01 - 12:00
Time of Assault AM	0	0	0	0	0	0
PM	0	0	0	0	0	0



Arrestee Summary Report

Beginning Date: 01/01/2021

Ending Date: 12/31/2021

Arrests by Age/Sex/Race

Agency: VALDEZ POLICE DEPARTMENT

Offense: All

Classification of Offenses	Sex	Under 10	10-12	13-14	15	16	17	18	19	20	21	22	23	24	25-29	30-34	35-39	40-44	45-49	50-54	55-59	60-64	65 and Over	Total	White	Black	American Indian / Alaskan Native	Asian	Native Hawaiian / Other Pacific Islander
Murder and Nonnegligent Manslaughter	Male	0	0	0	0	0	0	0	0	0	0	0	0	0	0	0	0	0	0	0	0	0	0	0	0	0	0	0	
	Female	0	0	0	0	0	0	0	0	0	0	0	0	0	0	0	0	0	0	0	0	0	0	0	0	0	0	0	0
Manslaughter by Negligence	Male	0	0	0	0	0	0	0	0	0	0	0	0	0	0	0	0	0	0	0	0	0	0	0	0	0	0	0	
	Female	0	0	0	0	0	0	0	0	0	0	0	0	0	0	0	0	0	0	0	0	0	0	0	0	0	0	0	0
Rape	Male	0	0	0	0	0	0	0	0	0	0	0	0	0	0	0	0	0	0	0	0	0	0	0	0	0	0	0	
	Female	0	0	0	0	0	0	0	0	0	0	0	0	0	0	0	0	0	0	0	0	0	0	0	0	0	0	0	
Robbery	Male	0	0	0	0	0	0	0	0	0	0	0	0	0	0	0	0	0	0	0	0	0	0	0	0	0	0	0	
	Female	0	0	0	0	0	0	0	0	0	0	0	0	0	0	0	0	0	0	0	0	0	0	0	0	0	0	0	
Aggravated Assault (Return A - 4a-d)	Male	0	0	0	0	0	0	0	0	0	0	0	0	0	0	0	3	0	0	0	0	0	0	3	2	0	0	1	0
	Female	0	0	0	0	0	0	0	0	0	0	0	0	0	0	0	0	0	0	0	0	0	0	0	0	0	0	0	
Burglary - Breaking or Entering	Male	0	0	0	0	0	0	0	0	0	0	0	0	0	0	0	0	0	0	0	0	0	0	0	0	0	0	0	
	Female	0	0	0	0	0	0	0	0	0	0	0	0	0	0	0	0	0	0	0	0	0	0	0	0	0	0	0	
Larceny-Theft (Except Motor Vehicle Theft)	Male	0	0	0	0	0	0	0	0	0	0	0	0	0	3	0	1	0	0	0	0	0	0	4	3	0	1	0	0
	Female	0	0	0	0	0	0	1	0	0	0	0	0	0	0	0	0	0	0	0	0	0	0	1	0	0	0	0	
Motor Vehicle Theft	Male	0	0	0	0	0	0	0	0	0	0	0	0	0	1	0	0	0	0	0	0	0	0	1	1	0	0	0	
	Female	0	0	0	0	0	0	0	0	0	0	0	0	0	0	0	0	0	0	0	0	0	0	0	0	0	0	0	
Other Assaults (Return A - 4e)	Male	0	0	0	0	0	0	0	0	0	0	0	1	0	0	4	0	1	0	0	0	0	0	6	8	1	2	0	0
	Female	0	0	0	0	0	0	0	0	0	0	0	1	0	1	1	0	1	1	0	2	0	0	7	0	0	0	0	
Arson	Male	0	0	0	0	0	0	0	0	0	0	0	0	0	0	0	0	0	0	0	0	0	0	0	0	0	0	0	
	Female	0	0	0	0	0	0	0	0	0	0	0	0	0	0	0	0	0	0	0	0	0	0	0	0	0	0	0	
Forgery and Counterfeiting	Male	0	0	0	0	0	0	0	0	0	0	0	0	0	0	0	0	0	0	0	0	0	0	0	0	0	0	0	
	Female	0	0	0	0	0	0	0	0	0	0	0	0	0	0	0	0	0	0	0	0	0	0	0	0	0	0	0	
Fraud	Male	0	0	0	0	0	0	0	0	0	0	0	0	0	0	0	0	0	0	0	0	0	0	0	0	0	0	0	
	Female	0	0	0	0	0	0	0	0	0	0	0	0	0	0	0	0	0	0	0	0	0	0	0	0	0	0	0	
Embezzlement	Male	0	0	0	0	0	0	0	0	0	0	0	0	0	0	0	0	0	0	0	0	0	0	0	0	0	0	0	
	Female	0	0	0	0	0	0	0	0	0	0	0	0	0	0	0	0	0	0	0	0	0	0	0	0	0	0	0	
Stolen Property; Buying, Receiving, Possessing	Male	0	0	0	0	0	0	0	0	0	0	0	0	0	0	0	0	0	0	0	0	0	0	0	0	0	0	0	
	Female	0	0	0	0	0	0	0	0	0	0	0	0	0	0	0	0	0	0	0	0	0	0	0	0	0	0	0	
Vandalism	Male	0	0	0	0	0	0	0	0	0	0	0	1	0	1	1	1	2	0	0	0	0	0	6	5	0	0	0	0
	Female	0	0	0	0	0	0	0	0	0	0	0	0	0	0	0	0	0	0	0	0	0	0	0	0	0	0	0	
Weapons; Carrying, Possessing, etc.	Male	0	0	0	0	0	0	0	0	0	0	0	0	0	0	0	0	0	0	0	0	0	0	0	0	0	0	0	
	Female	0	0	0	0	0	0	0	0	0	0	0	0	0	0	0	0	0	0	0	0	0	0	0	0	0	0	0	
Prostitution and Commercialized Vice	Male	0	0	0	0	0	0	0	0	0	0	0	0	0	0	0	0	0	0	0	0	0	0	0	0	0	0	0	
	Female	0	0	0	0	0	0	0	0	0	0	0	0	0	0	0	0	0	0	0	0	0	0	0	0	0	0	0	
Prostitution	Male	0	0	0	0	0	0	0	0	0	0	0	0	0	0	0	0	0	0	0	0	0	0	0	0	0	0	0	
	Female	0	0	0	0	0	0	0	0	0	0	0	0	0	0	0	0	0	0	0	0	0	0	0	0	0	0	0	



Arrestee Summary Report

Beginning Date: 01/01/2021

Ending Date: 12/31/2021

Classification of Offenses	Sex	Under 10	10-12	13-14	15	16	17	18	19	20	21	22	23	24	25-29	30-34	35-39	40-44	45-49	50-54	55-59	60-64	65 and Over	Total	White	Black	American Indian / Alaskan Native	Asian	Native Hawaiian / Other Pacific Islander
Assisting or Promoting Prostitution	Male	0	0	0	0	0	0	0	0	0	0	0	0	0	0	0	0	0	0	0	0	0	0	0	0	0	0	0	
	Female	0	0	0	0	0	0	0	0	0	0	0	0	0	0	0	0	0	0	0	0	0	0	0	0	0	0	0	0
Purchasing Prostitution	Male	0	0	0	0	0	0	0	0	0	0	0	0	0	0	0	0	0	0	0	0	0	0	0	0	0	0	0	
	Female	0	0	0	0	0	0	0	0	0	0	0	0	0	0	0	0	0	0	0	0	0	0	0	0	0	0	0	
Sex Offenses (Except Rape and Prostitution)	Male	0	0	0	0	0	0	0	0	0	0	0	0	0	0	0	0	0	0	0	0	0	0	0	0	0	0	0	
	Female	0	0	0	0	0	0	0	0	0	0	0	0	0	0	0	0	0	0	0	0	0	0	0	0	0	0	0	
Drug Abuse Violations - Grand Total	Male	0	0	0	0	0	0	0	0	0	0	0	0	0	2	1	0	0	0	0	0	0	0	0	3	3	0	3	0
	Female	0	0	0	0	0	0	0	0	0	0	0	0	0	0	0	0	2	0	0	1	0	0	3	0	0	0	0	
(1) Sale/Manufacturing - Subtotal	Male	0	0	0	0	0	0	0	0	0	0	0	0	0	1	0	0	0	0	0	0	0	0	1	0	0	2	0	
	Female	0	0	0	0	0	0	0	0	0	0	0	0	0	0	0	0	1	0	0	0	0	0	1	0	0	0	0	
18a - Opium/Cocaine	Male	0	0	0	0	0	0	0	0	0	0	0	0	0	0	0	0	0	0	0	0	0	0	0	0	0	0	0	
	Female	0	0	0	0	0	0	0	0	0	0	0	0	0	0	0	0	0	0	0	0	0	0	0	0	0	0	0	
18b - Marijuana	Male	0	0	0	0	0	0	0	0	0	0	0	0	0	0	0	0	0	0	0	0	0	0	0	0	0	0	0	
	Female	0	0	0	0	0	0	0	0	0	0	0	0	0	0	0	0	0	0	0	0	0	0	0	0	0	0	0	
18c - Synthetic Narcotics - Manufactured Narcotics Which Can Cause True Drug Addiction (Demerol, Methadones)	Male	0	0	0	0	0	0	0	0	0	0	0	0	0	0	0	0	0	0	0	0	0	0	0	0	0	0	0	
	Female	0	0	0	0	0	0	0	0	0	0	0	0	0	0	0	0	0	0	0	0	0	0	0	0	0	0	0	
18d - Other - Dangerous Nonnarcotic Drugs (Barbiturates, Benzadrine)	Male	0	0	0	0	0	0	0	0	0	0	0	0	0	1	0	0	0	0	0	0	0	0	1	0	0	2	0	
	Female	0	0	0	0	0	0	0	0	0	0	0	0	0	0	0	0	1	0	0	0	0	0	1	0	0	0	0	
(2) Possession - Subtotal	Male	0	0	0	0	0	0	0	0	0	0	0	0	0	1	1	0	0	0	0	0	0	0	2	3	0	1	0	
	Female	0	0	0	0	0	0	0	0	0	0	0	0	0	0	0	0	1	0	0	1	0	0	2	0	0	0	0	
18e - Opium or Cocaine and Their Derivatives (Morphine, Heroin, Codeine)	Male	0	0	0	0	0	0	0	0	0	0	0	0	0	1	0	0	0	0	0	0	0	0	1	2	0	0	0	
	Female	0	0	0	0	0	0	0	0	0	0	0	0	0	0	0	0	0	0	0	1	0	0	1	0	0	0	0	
18f - Marijuana	Male	0	0	0	0	0	0	0	0	0	0	0	0	0	0	0	0	0	0	0	0	0	0	0	0	0	0	0	
	Female	0	0	0	0	0	0	0	0	0	0	0	0	0	0	0	0	0	0	0	0	0	0	0	0	0	0	0	
18g - Synthetic Narcotics - Manufactured Narcotics Which Can Cause True Drug Addiction (Demerol, Methadones)	Male	0	0	0	0	0	0	0	0	0	0	0	0	0	0	0	0	0	0	0	0	0	0	0	0	0	0	0	
	Female	0	0	0	0	0	0	0	0	0	0	0	0	0	0	0	0	0	0	0	0	0	0	0	0	0	0	0	
18h - Other - Dangerous Nonnarcotic Drugs	Male	0	0	0	0	0	0	0	0	0	0	0	0	0	0	1	0	0	0	0	0	0	0	1	1	0	1	0	
	Female	0	0	0	0	0	0	0	0	0	0	0	0	0	0	0	0	1	0	0	0	0	0	1	0	0	0	0	
Gambling - Total	Male	0	0	0	0	0	0	0	0	0	0	0	0	0	0	0	0	0	0	0	0	0	0	0	0	0	0	0	
	Female	0	0	0	0	0	0	0	0	0	0	0	0	0	0	0	0	0	0	0	0	0	0	0	0	0	0	0	



Arrestee Summary Report

Beginning Date: 01/01/2021

Ending Date: 12/31/2021

Classification of Offenses	Sex	Under 10	10-12	13-14	15	16	17	18	19	20	21	22	23	24	25-29	30-34	35-39	40-44	45-49	50-54	55-59	60-64	65 and Over	Total	White	Black	American Indian / Alaskan Native	Asian	Native Hawaiian / Other Pacific Islander	
Bookmaking (Horse and Sport Book)	Male	0	0	0	0	0	0	0	0	0	0	0	0	0	0	0	0	0	0	0	0	0	0	0	0	0	0	0	0	
	Female	0	0	0	0	0	0	0	0	0	0	0	0	0	0	0	0	0	0	0	0	0	0	0	0	0	0	0	0	0
Numbers and Lottery	Male	0	0	0	0	0	0	0	0	0	0	0	0	0	0	0	0	0	0	0	0	0	0	0	0	0	0	0	0	
	Female	0	0	0	0	0	0	0	0	0	0	0	0	0	0	0	0	0	0	0	0	0	0	0	0	0	0	0	0	
All Other Gambling	Male	0	0	0	0	0	0	0	0	0	0	0	0	0	0	0	0	0	0	0	0	0	0	0	0	0	0	0	0	
	Female	0	0	0	0	0	0	0	0	0	0	0	0	0	0	0	0	0	0	0	0	0	0	0	0	0	0	0	0	
Offenses Against The Family and Children	Male	0	0	0	0	0	0	0	0	0	0	0	0	0	0	0	0	0	0	0	0	0	0	0	0	0	0	0	0	
	Female	0	0	0	0	0	0	0	0	0	0	0	0	0	0	0	0	0	0	0	0	0	0	0	0	0	0	0	0	
Driving Under The Influence	Male	0	0	0	0	0	0	0	0	1	0	0	0	1	0	3	2	1	0	2	1	1	1	13	13	1	2	1	0	
	Female	0	0	0	0	0	0	0	0	0	0	0	0	0	1	3	1	0	0	0	0	0	1	6	0	0	0	0	0	
Liquor Laws	Male	0	0	0	0	0	0	0	0	0	0	0	0	0	0	0	0	0	0	0	0	0	0	0	0	0	1	0	0	
	Female	0	0	0	0	0	0	0	0	0	0	0	0	0	0	0	0	0	0	1	0	0	0	1	0	0	0	0	0	
Drunkenness	Male	0	0	0	0	0	0	0	0	0	0	0	0	0	0	0	0	0	0	0	0	0	0	0	0	0	0	0	0	
	Female	0	0	0	0	0	0	0	0	0	0	0	0	0	0	0	0	0	0	0	0	0	0	0	0	0	0	0	0	
Disorderly Conduct	Male	0	0	0	0	0	0	0	0	0	0	0	0	0	0	1	0	0	0	0	1	0	0	2	1	1	0	0	0	
	Female	0	0	0	0	0	0	0	0	0	0	0	0	0	0	0	0	1	0	0	0	0	0	1	0	0	0	0	0	
Vagrancy	Male	0	0	0	0	0	0	0	0	0	0	0	0	0	0	0	0	0	0	0	0	0	0	0	0	0	0	0	0	
	Female	0	0	0	0	0	0	0	0	0	0	0	0	0	0	0	0	0	0	0	0	0	0	0	0	0	0	0	0	
All Other Offenses (Except Traffic)	Male	0	0	0	0	0	0	1	1	0	1	0	0	0	20	8	14	1	2	5	1	0	1	55	45	0	22	0	0	
	Female	0	0	0	0	0	0	0	0	0	0	1	0	0	1	4	3	2	0	0	4	0	0	15	0	0	0	0	0	
Suspicion	Male	0	0	0	0	0	0	0	0	0	0	0	0	0	0	0	0	0	0	0	0	0	0	0	0	0	0	0	0	
	Female	0	0	0	0	0	0	0	0	0	0	0	0	0	0	0	0	0	0	0	0	0	0	0	0	0	0	0	0	
Curfew and Loitering Law Violations	Male	0	0	0	0	0	0																	0	0	0	0	0	0	
	Female	0	0	0	0	0	0																	0	0	0	0	0	0	0
Runaway	Male	0	0	0	0	0	0																	0	0	0	0	0	0	0
	Female	0	0	0	0	0	0																	0	0	0	0	0	0	0
Human Trafficking/Commercial Sex Acts	Male	0	0	0	0	0	0	0	0	0	0	0	0	0	0	0	0	0	0	0	0	0	0	0	0	0	0	0	0	
	Female	0	0	0	0	0	0	0	0	0	0	0	0	0	0	0	0	0	0	0	0	0	0	0	0	0	0	0	0	0
Human Trafficking/Involuntary Servitude	Male	0	0	0	0	0	0	0	0	0	0	0	0	0	0	0	0	0	0	0	0	0	0	0	0	0	0	0	0	
	Female	0	0	0	0	0	0	0	0	0	0	0	0	0	0	0	0	0	0	0	0	0	0	0	0	0	0	0	0	0
SUB TOTAL	Male	0	0	0	0	0	0	1	1	1	1	1	1	1	27	18	21	5	2	7	3	1	2	93						
	Female	0	0	0	0	0	0	1	0	0	0	2	0	0	3	8	4	6	1	1	7	0	1	34						
TOTAL		0	0	0	0	0	0	2	1	1	1	3	1	1	30	26	25	11	3	8	10	1	3	127	81	3	31	2	0	



SRS Summary Report

Beginning Date: 01/01/2021

Ending Date: 12/31/2021

Return A

Agency: WASILLA POLICE DEPARTMENT

Classification of Offenses	Offenses Reported	Unfounded	Actual Offenses	Tot. Offenses Cleared	Clearances Involving Persons Under 18 Yr. of Age
Murder/NonNegligent Homicide(Total)	0	0	0	0	0
Manslaughter by Negligence(Total)	0	0	0	0	0
Rape(Total)	6	0	6	0	0
Rape	5	0	5	0	0
Attempted Rape	1	0	1	0	0
Robbery(Total)	5	0	5	2	0
Robbery - Firearm	1	0	1	1	0
Robbery - Knife or Cutting Instrument	0	0	0	0	0
Robbery - Other Dangerous Weapon	1	0	1	1	0
Robbery - StrongArm(Hands,Fists,Feet,etc)	3	0	3	0	0
Assault(Total)	144	0	144	94	4
Assault - Firearm	16	0	16	13	0
Assault - Knife or Cutting Instrument	9	0	9	8	0
Assault - Other Dangerous Weapon	25	0	25	11	0
Assault - StrongArm(Hands,Fists,Feet,etc)	2	0	2	1	0
Assault - Other(Simple, Not Aggravated)	92	0	92	61	4
Burglary(Total)	22	0	22	5	0
Burglary - Forcible Entry	0	0	0	0	0
Burglary - Unlawful Entry(No Force)	21	0	21	4	0
Burglary - Attempted Forcible Entry	1	0	1	1	0
Larceny(Total) - Theft(Excluding Motor Vehicles)	223	0	223	59	0
Motor Vehicle Theft(Total)	29	0	29	7	1
Motor Vehicle Theft - Autos	21	0	21	6	1
Motor Vehicle Theft - Trucks and Buses	5	0	5	0	0
Motor Vehicle Theft - Other Vehicles	3	0	3	1	0
Grand Total	429	0	429	167	5



SRS Summary Report

Beginning Date: 01/01/2021

Ending Date: 12/31/2021

Supplement Return A

Agency: WASILLA POLICE DEPARTMENT

Classification of Offenses	Actual Offenses	Value of Property	Type of Property	Stolen	Recovered
MURDER AND NONNEGLIGENT MANSLAUGHTER	0	0	Currency, Notes, Etc.	14,678	3,514
RAPE	6	0	Jewelry and Precious Metals	0	0
ROBBERY - HIGHWAY (streets, alleys, etc.)	0	0	Clothing and Furs	2,954	2,014
COMMERCIAL HOUSE (except c, d, and f)	3	223	Locally Stolen Motor Vehicles	122,251	61,560
GAS OR SERVICE STATION	0	0	Office Equipment	8,789	851
CONVENIENCE STORE	0	0	Televisions, Radios, Stereos, Etc.	1,595	0
RESIDENCE	1	6,000	Firearms	4,495	979
BANK	1	0	Household Goods	10,160	5,695
MISCELLANEOUS	0	0	Consumable Goods	4,542	2,365
TOTAL ROBBERY	5	6,223	Livestock	0	0
BURGLARY - BREAKING OR ENTERING - RESIDENCE (dwelling) NIGHT (6 p.m. - 6 a.m.)	2	351	Miscellaneous	269,172	28,382
DAY (6 a.m. - 6 p.m.)	6	5,500	TOTAL	438,636	105,360
UNKNOWN	0	0			
NON-RESIDENCE (store, office, etc.) NIGHT (6 p.m. - 6 a.m.)	3	2,900			
DAY (6 a.m. - 6 p.m.)	11	125,344			
UNKNOWN	0	0			
TOTAL BURGLARY	22	134,095			
LARCENY - THEFT (Except Motor Vehicle Theft) - \$200 AND OVER	124	170,616			
\$50 TO \$199	60	7,478			
UNDER \$50	39	522			
TOTAL LARCENY (Same as Item 6x)	223	178,616			
MOTOR VEHICLE THEFT (Include Alleged Joy Ride)	29	119,702			
GRAND TOTAL - ALL ITEMS		438,636			
ADDITIONAL ANALYSIS OF LARCENY AND MOTOR VEHICLE THEFT - 6x. NATURE OF LARCENIES UNDER ITEM 6 (POCKET-PICKING)	0	0			
PURSE-SNATCHING	2	139			
SHOPLIFTING	101	33,037			
FROM MOTOR VEHICLES (except e)	21	16,890			
MOTOR VEHICLE PARTS AND ACCESSORIES	25	36,193			

Grand Totals for 'Property Stolen by Type and Value' and 'Property Stolen by Classification' may not match due to NIBRS conversion specification set by the FBI.



SRS Summary Report

Beginning Date: 01/01/2021

Ending Date: 12/31/2021

Classification of Offenses	Actual Offenses	Value of Property
BICYCLES	3	625
FROM BUILDING (except c and h)	8	6,901
FROM ANY COIN-OPERATED MACHINES (parking meters, etc.)	0	0
ALL OTHER	63	84,831
TOTAL LARCENIES (Same as Item 6)	223	178,616
MOTOR VEHICLES RECOVERED (STOLEN LOCALLY AND RECOVERED LOCALLY)	0	
STOLEN LOCALLY AND RECOVERED BY OTHER JURISDICTIONS	0	
TOTAL LOCALLY STOLEN MOTOR VEHICLES RECOVERED	12	
STOLEN IN OTHER JURISDICTIONS AND RECOVERED LOCALLY	0	

Grand Totals for 'Property Stolen by Type and Value' and 'Property Stolen by Classification' may not match due to NIBRS conversion specification set by the FBI.



SRS Summary Report

Beginning Date: 01/01/2021

Ending Date: 12/31/2021

Law Enforcement Officers Killed or Assaulted

Agency: WASILLA POLICE DEPARTMENT

Police Officers Killed Feloniously	Police Officers Killed Accidentally
0	0

Type of Activity	Total Assaults by Weapon	Firearm	Knife or Other Cutting Instrum.	Other Dangerous Weapon	Hands Fists Feet etc.	Two Man Vehicle	One-Man Vehicle		Detective or Special Assign		Other		Police Assaults Cleared
							Alone	Assisted	Alone	Assisted	Alone	Assisted	
Responding to disturbance call (family quarrels, person with firearm, etc.)	0	0	0	0	0	0	0	0	0	0	0	0	0
Burglaries in progress or pursuing burglary suspects	0	0	0	0	0	0	0	0	0	0	0	0	0
Robberies in progress or pursuing robbery suspects	0	0	0	0	0	0	0	0	0	0	0	0	0
Attempting other arrests	2	0	0	1	1	0	2	0	0	0	0	0	2
Civil disorder (riot, mass disobedience, etc.)	0	0	0	0	0	0	0	0	0	0	0	0	0
Handling, transporting, custody of prisoners	3	0	0	0	3	1	2	0	0	0	0	0	3
Investigating suspicious persons or circumstances	8	0	0	0	8	3	3	2	0	0	0	0	8
Ambush - no warning	1	0	0	0	1	0	1	0	0	0	0	0	1
Handling persons with mental illness	0	0	0	0	0	0	0	0	0	0	0	0	0
Traffic pursuits and stops	7	5	0	1	1	2	4	0	1	0	0	0	6
All other	0	0	0	0	0	0	0	0	0	0	0	0	0
TOTAL	21	5	0	2	14	6	12	2	1	0	0	0	20
Number with personal injury	8	0	0	1	7	0	0	0	0	0	0	0	0



SRS Summary Report

Beginning Date: 01/01/2021

Ending Date: 12/31/2021

Type of Activity	Total Assaults by Weapon	Firearm	Knife or Other Cutting Instrum.	Other Dangerous Weapon	Hands Fists Feet etc.	Two Man Vehicle	One-Man Vehicle		Detective or Special Assign		Other		Police Assaults Cleared
							Alone	Assisted	Alone	Assisted	Alone	Assisted	
Number without personal injury	13	5	0	1	7	0	0	0	0	0	0	0	0

Time of assaults	12:01 - 2:00	2:01 - 4:00	4:01 - 6:00	6:01 - 8:00	8:01 - 10:00	10:01 - 12:00
Time of Assault AM	1	0	1	2	0	8
PM	0	0	0	3	4	2



Arrestee Summary Report

Beginning Date: 01/01/2021

Ending Date: 12/31/2021

Arrests by Age/Sex/Race

Agency: WASILLA POLICE DEPARTMENT

Offense: All

Classification of Offenses	Sex	Under 10	10-12	13-14	15	16	17	18	19	20	21	22	23	24	25-29	30-34	35-39	40-44	45-49	50-54	55-59	60-64	65 and Over	Total	White	Black	American Indian / Alaskan Native	Asian	Native Hawaiian / Other Pacific Islander
Murder and Nonnegligent Manslaughter	Male	0	0	0	0	0	0	0	0	0	0	0	0	0	0	0	0	0	0	0	0	0	0	0	0	0	0	0	
	Female	0	0	0	0	0	0	0	0	0	0	0	0	0	0	0	0	0	0	0	0	0	0	0	0	0	0	0	0
Manslaughter by Negligence	Male	0	0	0	0	0	0	0	0	0	0	0	0	0	0	0	0	0	0	0	0	0	0	0	0	0	0	0	
	Female	0	0	0	0	0	0	0	0	0	0	0	0	0	0	0	0	0	0	0	0	0	0	0	0	0	0	0	
Rape	Male	0	0	0	0	0	0	0	0	0	0	0	0	0	0	0	0	0	0	0	0	0	0	0	0	0	0	0	
	Female	0	0	0	0	0	0	0	0	0	0	0	0	0	0	0	0	0	0	0	0	0	0	0	0	0	0	0	
Robbery	Male	0	0	0	0	0	0	0	0	0	0	0	0	0	1	0	0	0	0	0	0	0	0	0	1	1	0	0	0
	Female	0	0	0	0	0	0	0	0	0	0	0	0	0	0	0	0	0	0	0	0	0	0	0	0	0	0	0	
Aggravated Assault (Return A - 4a-d)	Male	0	0	0	0	0	0	1	0	0	1	0	0	1	3	4	1	1	2	1	1	0	0	16	17	0	4	0	0
	Female	0	0	0	0	0	0	0	2	0	0	0	0	0	1	0	1	0	0	0	1	0	0	5	0	0	0	0	
Burglary - Breaking or Entering	Male	0	0	0	0	0	0	0	0	0	0	0	0	0	1	0	0	2	0	0	0	0	0	3	3	0	1	0	0
	Female	0	0	0	0	0	0	0	0	0	0	0	0	0	0	0	0	0	0	1	0	0	0	1	0	0	0	0	
Larceny-Theft (Except Motor Vehicle Theft)	Male	0	0	0	0	0	0	0	0	0	0	2	0	1	7	7	9	3	0	0	2	0	0	31	39	0	9	0	0
	Female	0	0	0	0	0	0	0	0	0	1	0	1	0	3	7	2	1	0	1	1	0	0	17	0	0	0	0	
Motor Vehicle Theft	Male	0	0	1	0	0	0	0	1	0	0	0	0	0	3	1	1	0	0	0	1	0	0	8	8	0	1	0	0
	Female	0	0	0	0	0	0	0	0	0	0	0	0	0	0	0	0	1	0	0	0	0	0	1	0	0	0	0	
Other Assaults (Return A - 4e)	Male	0	0	0	1	0	1	1	0	1	1	2	1	1	2	9	6	6	1	5	0	1	0	39	29	2	15	0	1
	Female	0	0	0	0	0	0	0	1	0	0	0	0	0	3	0	1	1	0	1	2	0	0	9	0	0	0	0	
Arson	Male	0	0	0	0	0	0	0	0	0	0	0	0	0	0	0	0	0	0	0	0	0	0	0	0	0	0	0	0
	Female	0	0	0	0	0	0	0	0	0	0	0	0	0	0	0	0	0	0	0	0	0	0	0	0	0	0	0	0
Forgery and Counterfeiting	Male	0	0	0	0	0	0	0	0	0	0	0	0	0	0	0	0	0	0	0	0	0	0	0	0	0	0	0	0
	Female	0	0	0	0	0	0	0	0	0	0	0	0	0	0	0	0	0	0	0	0	0	0	0	0	0	0	0	0
Fraud	Male	0	0	0	0	0	0	1	0	0	0	0	0	0	0	1	0	0	0	0	0	0	0	2	1	0	1	0	0
	Female	0	0	0	0	0	0	0	0	0	0	0	0	0	0	0	0	0	0	0	0	0	0	0	0	0	0	0	0
Embezzlement	Male	0	0	0	0	0	0	0	0	0	0	0	0	0	0	0	0	0	0	0	0	0	0	0	0	0	0	0	0
	Female	0	0	0	0	0	0	0	0	0	0	0	0	0	0	0	0	0	0	0	0	0	0	0	0	0	0	0	0
Stolen Property; Buying, Receiving, Possessing	Male	0	0	0	0	0	0	0	0	0	0	0	0	0	0	0	0	0	0	0	0	0	0	0	0	1	0	0	0
	Female	0	0	0	0	0	0	0	0	0	1	0	0	0	0	0	0	0	0	0	0	0	0	1	0	0	0	0	0
Vandalism	Male	0	0	0	0	0	0	1	0	0	0	1	0	0	0	1	0	1	0	0	0	0	0	4	4	0	1	0	0
	Female	0	0	0	0	0	0	0	0	0	0	0	0	0	0	1	0	0	0	0	0	0	0	1	0	0	0	0	0
Weapons; Carrying, Possessing, etc.	Male	0	0	0	0	0	0	0	0	1	1	0	0	0	3	3	4	3	2	1	2	0	0	20	21	2	1	0	0
	Female	0	0	0	0	0	0	0	0	0	0	0	0	0	1	0	1	2	0	0	0	0	0	4	0	0	0	0	0
Prostitution and Commercialized Vice	Male	0	0	0	0	0	0	0	0	0	0	0	0	0	0	0	0	0	0	0	0	0	0	0	0	0	0	0	0
	Female	0	0	0	0	0	0	0	0	0	0	0	0	0	0	0	0	0	0	0	0	0	0	0	0	0	0	0	0
Prostitution	Male	0	0	0	0	0	0	0	0	0	0	0	0	0	0	0	0	0	0	0	0	0	0	0	0	0	0	0	0
	Female	0	0	0	0	0	0	0	0	0	0	0	0	0	0	0	0	0	0	0	0	0	0	0	0	0	0	0	0



Arrestee Summary Report

Beginning Date: 01/01/2021

Ending Date: 12/31/2021

Classification of Offenses	Sex	Under 10	10-12	13-14	15	16	17	18	19	20	21	22	23	24	25-29	30-34	35-39	40-44	45-49	50-54	55-59	60-64	65 and Over	Total	White	Black	American Indian / Alaskan Native	Asian	Native Hawaiian / Other Pacific Islander
Assisting or Promoting Prostitution	Male	0	0	0	0	0	0	0	0	0	0	0	0	0	0	0	0	0	0	0	0	0	0	0	0	0	0	0	0
	Female	0	0	0	0	0	0	0	0	0	0	0	0	0	0	0	0	0	0	0	0	0	0	0	0	0	0	0	0
Purchasing Prostitution	Male	0	0	0	0	0	0	0	0	0	0	0	0	0	0	0	0	0	0	0	0	0	0	0	0	0	0	0	0
	Female	0	0	0	0	0	0	0	0	0	0	0	0	0	0	0	0	0	0	0	0	0	0	0	0	0	0	0	0
Sex Offenses (Except Rape and Prostitution)	Male	0	0	0	0	0	0	0	0	0	0	0	0	0	0	0	1	1	0	0	0	0	0	0	2	0	1	1	0
	Female	0	0	0	0	0	0	0	0	0	0	0	0	0	0	0	0	0	0	0	0	0	0	0	0	0	0	0	0
Drug Abuse Violations - Grand Total	Male	0	0	0	0	1	0	0	1	1	0	1	0	0	6	13	4	2	1	1	0	1	0	32	35	0	5	2	0
	Female	0	0	0	0	0	0	0	0	1	0	0	0	0	5	3	1	0	0	0	0	0	0	10	0	0	0	0	0
(1) Sale/Manufacturing - Subtotal	Male	0	0	0	0	0	0	0	0	0	0	0	0	0	0	1	0	0	0	0	0	0	0	1	3	0	0	0	0
	Female	0	0	0	0	0	0	0	0	0	0	0	0	0	0	2	0	0	0	0	0	0	0	2	0	0	0	0	0
18a - Opium/Cocaine	Male	0	0	0	0	0	0	0	0	0	0	0	0	0	0	0	0	0	0	0	0	0	0	0	2	0	0	0	0
	Female	0	0	0	0	0	0	0	0	0	0	0	0	0	0	2	0	0	0	0	0	0	0	2	0	0	0	0	0
18b - Marijuana	Male	0	0	0	0	0	0	0	0	0	0	0	0	0	0	0	0	0	0	0	0	0	0	0	0	0	0	0	0
	Female	0	0	0	0	0	0	0	0	0	0	0	0	0	0	0	0	0	0	0	0	0	0	0	0	0	0	0	0
18c - Synthetic Narcotics - Manufactured Narcotics Which Can Cause True Drug Addiction (Demerol, Methadones)	Male	0	0	0	0	0	0	0	0	0	0	0	0	0	0	0	0	0	0	0	0	0	0	0	0	0	0	0	0
	Female	0	0	0	0	0	0	0	0	0	0	0	0	0	0	0	0	0	0	0	0	0	0	0	0	0	0	0	0
18d - Other - Dangerous Nonnarcotic Drugs (Barbiturates, Benzadrine)	Male	0	0	0	0	0	0	0	0	0	0	0	0	0	0	1	0	0	0	0	0	0	0	1	1	0	0	0	0
	Female	0	0	0	0	0	0	0	0	0	0	0	0	0	0	0	0	0	0	0	0	0	0	0	0	0	0	0	0
(2) Possession - Subtotal	Male	0	0	0	0	1	0	0	1	1	0	1	0	0	6	12	4	2	1	1	0	1	0	31	32	0	5	2	0
	Female	0	0	0	0	0	0	0	0	1	0	0	0	0	5	1	1	0	0	0	0	0	0	8	0	0	0	0	0
18e - Opium or Cocaine and Their Derivatives (Morphine, Heroin, Codeine)	Male	0	0	0	0	0	0	0	0	0	0	1	0	0	2	7	2	2	0	0	0	0	0	14	18	0	1	1	0
	Female	0	0	0	0	0	0	0	0	1	0	0	0	0	3	1	1	0	0	0	0	0	0	6	0	0	0	0	0
18f - Marijuana	Male	0	0	0	0	1	0	0	1	1	0	0	0	0	0	0	0	0	1	0	0	0	0	4	3	0	1	0	0
	Female	0	0	0	0	0	0	0	0	0	0	0	0	0	0	0	0	0	0	0	0	0	0	0	0	0	0	0	0
18g - Synthetic Narcotics - Manufactured Narcotics Which Can Cause True Drug Addiction (Demerol, Methadones)	Male	0	0	0	0	0	0	0	0	0	0	0	0	0	0	1	0	0	0	0	0	1	0	2	2	0	0	0	0
	Female	0	0	0	0	0	0	0	0	0	0	0	0	0	0	0	0	0	0	0	0	0	0	0	0	0	0	0	0
18h - Other - Dangerous Nonnarcotic Drugs	Male	0	0	0	0	0	0	0	0	0	0	0	0	0	4	4	2	0	0	1	0	0	0	11	9	0	3	1	0
	Female	0	0	0	0	0	0	0	0	0	0	0	0	0	2	0	0	0	0	0	0	0	0	2	0	0	0	0	0
Gambling - Total	Male	0	0	0	0	0	0	0	0	0	0	0	0	0	0	0	0	0	0	0	0	0	0	0	0	0	0	0	0
	Female	0	0	0	0	0	0	0	0	0	0	0	0	0	0	0	0	0	0	0	0	0	0	0	0	0	0	0	0



Arrestee Summary Report

Beginning Date: 01/01/2021

Ending Date: 12/31/2021

Classification of Offenses	Sex	Under 10	10-12	13-14	15	16	17	18	19	20	21	22	23	24	25-29	30-34	35-39	40-44	45-49	50-54	55-59	60-64	65 and Over	Total	White	Black	American Indian / Alaskan Native	Asian	Native Hawaiian / Other Pacific Islander
Bookmaking (Horse and Sport Book)	Male	0	0	0	0	0	0	0	0	0	0	0	0	0	0	0	0	0	0	0	0	0	0	0	0	0	0	0	
	Female	0	0	0	0	0	0	0	0	0	0	0	0	0	0	0	0	0	0	0	0	0	0	0	0	0	0	0	0
Numbers and Lottery	Male	0	0	0	0	0	0	0	0	0	0	0	0	0	0	0	0	0	0	0	0	0	0	0	0	0	0	0	
	Female	0	0	0	0	0	0	0	0	0	0	0	0	0	0	0	0	0	0	0	0	0	0	0	0	0	0	0	0
All Other Gambling	Male	0	0	0	0	0	0	0	0	0	0	0	0	0	0	0	0	0	0	0	0	0	0	0	0	0	0	0	
	Female	0	0	0	0	0	0	0	0	0	0	0	0	0	0	0	0	0	0	0	0	0	0	0	0	0	0	0	0
Offenses Against The Family and Children	Male	0	0	0	0	0	0	0	0	0	0	0	0	0	0	0	0	0	0	0	0	0	0	0	0	0	0	0	0
	Female	0	0	0	0	0	0	0	0	0	0	0	0	0	0	0	0	0	0	0	0	0	0	0	0	0	0	0	0
Driving Under The Influence	Male	0	0	0	0	0	4	0	1	3	3	3	1	4	17	15	15	6	8	4	3	2	2	91	95	1	16	3	6
	Female	0	0	0	0	0	0	1	0	0	0	1	1	0	3	4	7	6	1	5	0	1	1	31					
Liquor Laws	Male	0	0	0	0	1	0	0	0	0	1	1	0	0	0	0	0	0	0	0	0	0	0	3	3	0	0	0	0
	Female	0	0	0	0	0	0	0	0	0	0	0	0	0	0	0	0	0	0	0	0	0	0	0	0	0	0	0	0
Drunkenness	Male	0	0	0	0	0	0	0	0	0	0	0	0	0	0	0	0	0	0	0	0	0	0	0	0	0	0	0	0
	Female	0	0	0	0	0	0	0	0	0	0	0	0	0	0	0	0	0	0	0	0	0	0	0	0	0	0	0	0
Disorderly Conduct	Male	0	0	0	0	0	0	0	0	0	0	0	1	0	1	0	1	0	0	0	0	0	0	3	6	0	3	0	0
	Female	0	0	0	0	0	0	0	0	0	0	0	0	0	1	3	0	0	0	2	0	0	0	6					
Vagrancy	Male	0	0	0	0	0	0	0	0	0	0	0	0	0	0	0	0	0	0	0	0	0	0	0	0	0	0	0	0
	Female	0	0	0	0	0	0	0	0	0	0	0	0	0	0	0	0	0	0	0	0	0	0	0	0	0	0	0	0
All Other Offenses (Except Traffic)	Male	0	0	0	0	0	0	2	2	3	3	5	1	1	7	18	15	5	7	3	12	1	1	86	87	3	30	0	1
	Female	0	0	0	0	0	0	0	0	0	0	2	1	0	4	16	6	3	1	1	1	0	0	35					
Suspicion	Male	0	0	0	0	0	0	0	0	0	0	0	0	0	0	0	0	0	0	0	0	0	0	0	0	0	0	0	0
	Female	0	0	0	0	0	0	0	0	0	0	0	0	0	0	0	0	0	0	0	0	0	0	0	0	0	0	0	0
Curfew and Loitering Law Violations	Male	0	0	0	0	0	0																	0	0	0	0	0	0
	Female	0	0	0	0	0	0																	0					
Runaway	Male	0	0	0	0	0	0																	0	0	0	0	0	0
	Female	0	0	0	0	0	0																	0					
Human Trafficking/Commercial Sex Acts	Male	0	0	0	0	0	0	0	0	0	0	0	0	0	0	0	0	0	0	0	0	0	0	0	0	0	0	0	0
	Female	0	0	0	0	0	0	0	0	0	0	0	0	0	0	0	0	0	0	0	0	0	0	0	0	0	0	0	0
Human Trafficking/Involuntary Servitude	Male	0	0	0	0	0	0	0	0	0	0	0	0	0	0	0	0	0	0	0	0	0	0	0	0	0	0	0	0
	Female	0	0	0	0	0	0	0	0	0	0	0	0	0	0	0	0	0	0	0	0	0	0	0	0	0	0	0	0
SUB TOTAL	Male	0	0	1	1	2	5	6	5	9	10	15	4	8	51	72	57	30	21	15	21	5	3	341					
	Female	0	0	0	0	0	0	1	3	1	2	3	3	0	21	34	19	14	2	11	5	1	1	121					
TOTAL		0	0	1	1	2	5	7	8	10	12	18	7	8	72	106	76	44	23	26	26	6	4	462	350	9	88	5	8



SRS Summary Report

Beginning Date: 01/01/2021

Ending Date: 12/31/2021

Return A

Agency: WRANGELL POLICE DEPARTMENT

Classification of Offenses	Offenses Reported	Unfounded	Actual Offenses	Tot. Offenses Cleared	Clearances Involving Persons Under 18 Yr. of Age
Murder/NonNegligent Homicide(Total)	0	0	0	0	0
Manslaughter by Negligence(Total)	0	0	0	0	0
Rape(Total)	0	0	0	0	0
Rape	0	0	0	0	0
Attempted Rape	0	0	0	0	0
Robbery(Total)	0	0	0	0	0
Robbery - Firearm	0	0	0	0	0
Robbery - Knife or Cutting Instrument	0	0	0	0	0
Robbery - Other Dangerous Weapon	0	0	0	0	0
Robbery - StrongArm(Hands,Fists,Feet,etc)	0	0	0	0	0
Assault(Total)	10	0	10	9	0
Assault - Firearm	0	0	0	0	0
Assault - Knife or Cutting Instrument	0	0	0	0	0
Assault - Other Dangerous Weapon	2	0	2	2	0
Assault - StrongArm(Hands,Fists,Feet,etc)	2	0	2	2	0
Assault - Other(Simple, Not Aggravated)	6	0	6	5	0
Burglary(Total)	1	0	1	0	0
Burglary - Forcible Entry	0	0	0	0	0
Burglary - Unlawful Entry(No Force)	1	0	1	0	0
Burglary - Attempted Forcible Entry	0	0	0	0	0
Larceny(Total) - Theft(Excluding Motor Vehicles)	6	0	6	0	0
Motor Vehicle Theft(Total)	1	0	1	0	0
Motor Vehicle Theft - Autos	0	0	0	0	0
Motor Vehicle Theft - Trucks and Buses	1	0	1	0	0
Motor Vehicle Theft - Other Vehicles	0	0	0	0	0
Grand Total	18	0	18	9	0



SRS Summary Report

Beginning Date: 01/01/2021

Ending Date: 12/31/2021

Supplement Return A

Agency: WRANGELL POLICE DEPARTMENT

Classification of Offenses	Actual Offenses	Value of Property	Type of Property	Stolen	Recovered
MURDER AND NONNEGLIGENT MANSLAUGHTER	0	0	Currency, Notes, Etc.	0	0
RAPE	0	0	Jewelry and Precious Metals	0	0
ROBBERY - HIGHWAY (streets, alleys, etc.)	0	0	Clothing and Furs	0	0
COMMERCIAL HOUSE (except c, d, and f)	0	0	Locally Stolen Motor Vehicles	5,000	0
GAS OR SERVICE STATION	0	0	Office Equipment	0	0
CONVENIENCE STORE	0	0	Televisions, Radios, Stereos, Etc.	0	0
RESIDENCE	0	0	Firearms	0	0
BANK	0	0	Household Goods	0	0
MISCELLANEOUS	0	0	Consumable Goods	700	0
TOTAL ROBBERY	0	0	Livestock	0	0
BURGLARY - BREAKING OR ENTERING - RESIDENCE (dwelling) NIGHT (6 p.m. - 6 a.m.)	0	0	Miscellaneous	950	0
DAY (6 a.m. - 6 p.m.)	1	200	TOTAL	6,650	0
UNKNOWN	0	0			
NON-RESIDENCE (store, office, etc.) NIGHT (6 p.m. - 6 a.m.)	0	0			
DAY (6 a.m. - 6 p.m.)	0	0			
UNKNOWN	0	0			
TOTAL BURGLARY	1	200			
LARCENY - THEFT (Except Motor Vehicle Theft) - \$200 AND OVER	2	1,100			
\$50 TO \$199	4	350			
UNDER \$50	0	0			
TOTAL LARCENY (Same as Item 6x)	6	1,450			
MOTOR VEHICLE THEFT (Include Alleged Joy Ride)	1	5,000			
GRAND TOTAL - ALL ITEMS		6,650			
ADDITIONAL ANALYSIS OF LARCENY AND MOTOR VEHICLE THEFT - 6x. NATURE OF LARCENIES UNDER ITEM 6 (POCKET-PICKING)	0	0			
PURSE-SNATCHING	0	0			
SHOPLIFTING	0	0			
FROM MOTOR VEHICLES (except e)	0	0			
MOTOR VEHICLE PARTS AND ACCESSORIES	0	0			

Grand Totals for 'Property Stolen by Type and Value' and 'Property Stolen by Classification' may not match due to NIBRS conversion specification set by the FBI.



SRS Summary Report

Beginning Date: 01/01/2021

Ending Date: 12/31/2021

Classification of Offenses	Actual Offenses	Value of Property
BICYCLES	1	750
FROM BUILDING (except c and h)	0	0
FROM ANY COIN-OPERATED MACHINES (parking meters, etc.)	0	0
ALL OTHER	5	700
TOTAL LARCENIES (Same as Item 6)	6	1,450
MOTOR VEHICLES RECOVERED (STOLEN LOCALLY AND RECOVERED LOCALLY)	0	
STOLEN LOCALLY AND RECOVERED BY OTHER JURISDICTIONS	0	
TOTAL LOCALLY STOLEN MOTOR VEHICLES RECOVERED	0	
STOLEN IN OTHER JURISDICTIONS AND RECOVERED LOCALLY	0	

Grand Totals for 'Property Stolen by Type and Value' and 'Property Stolen by Classification' may not match due to NIBRS conversion specification set by the FBI.



SRS Summary Report

Beginning Date: 01/01/2021

Ending Date: 12/31/2021

Law Enforcement Officers Killed or Assaulted

Agency: WRANGELL POLICE DEPARTMENT

Police Officers Killed Feloniously	Police Officers Killed Accidentally
0	0

Type of Activity	Total Assaults by Weapon	Firearm	Knife or Other Cutting Instrum.	Other Dangerous Weapon	Hands Fists Feet etc.	Two Man Vehicle	One-Man Vehicle		Detective or Special Assign		Other		Police Assaults Cleared
							Alone	Assisted	Alone	Assisted	Alone	Assisted	
Responding to disturbance call (family quarrels, person with firearm, etc.)	0	0	0	0	0	0	0	0	0	0	0	0	0
Burglaries in progress or pursuing burglary suspects	0	0	0	0	0	0	0	0	0	0	0	0	0
Robberies in progress or pursuing robbery suspects	0	0	0	0	0	0	0	0	0	0	0	0	0
Attempting other arrests	0	0	0	0	0	0	0	0	0	0	0	0	0
Civil disorder (riot, mass disobedience, etc.)	0	0	0	0	0	0	0	0	0	0	0	0	0
Handling, transporting, custody of prisoners	0	0	0	0	0	0	0	0	0	0	0	0	0
Investigating suspicious persons or circumstances	0	0	0	0	0	0	0	0	0	0	0	0	0
Ambush - no warning	0	0	0	0	0	0	0	0	0	0	0	0	0
Handling persons with mental illness	0	0	0	0	0	0	0	0	0	0	0	0	0
Traffic pursuits and stops	0	0	0	0	0	0	0	0	0	0	0	0	0
All other	0	0	0	0	0	0	0	0	0	0	0	0	0
TOTAL	0	0	0	0	0	0	0	0	0	0	0	0	0
Number with personal injury	0	0	0	0	0	0	0	0	0	0	0	0	0



SRS Summary Report

Beginning Date: 01/01/2021

Ending Date: 12/31/2021

Type of Activity	Total Assaults by Weapon	Firearm	Knife or Other Cutting Instrum.	Other Dangerous Weapon	Hands Fists Feet etc.	Two Man Vehicle	One-Man Vehicle		Detective or Special Assign		Other		Police Assaults Cleared
							Alone	Assisted	Alone	Assisted	Alone	Assisted	
Number without personal injury	0	0	0	0	0	0	0	0	0	0	0	0	0

Time of assaults	12:01 - 2:00	2:01 - 4:00	4:01 - 6:00	6:01 - 8:00	8:01 - 10:00	10:01 - 12:00
Time of Assault AM	0	0	0	0	0	0
PM	0	0	0	0	0	0



Arrestee Summary Report

Beginning Date: 01/01/2021

Ending Date: 12/31/2021

Arrests by Age/Sex/Race

Agency: WRANGELL POLICE DEPARTMENT

Offense: All

Classification of Offenses	Sex	Under 10	10-12	13-14	15	16	17	18	19	20	21	22	23	24	25-29	30-34	35-39	40-44	45-49	50-54	55-59	60-64	65 and Over	Total	White	Black	American Indian / Alaskan Native	Asian	Native Hawaiian / Other Pacific Islander
Murder and Nonnegligent Manslaughter	Male	0	0	0	0	0	0	0	0	0	0	0	0	0	0	0	0	0	0	0	0	0	0	0	0	0	0	0	
	Female	0	0	0	0	0	0	0	0	0	0	0	0	0	0	0	0	0	0	0	0	0	0	0	0	0	0	0	0
Manslaughter by Negligence	Male	0	0	0	0	0	0	0	0	0	0	0	0	0	0	0	0	0	0	0	0	0	0	0	0	0	0	0	
	Female	0	0	0	0	0	0	0	0	0	0	0	0	0	0	0	0	0	0	0	0	0	0	0	0	0	0	0	
Rape	Male	0	0	0	0	0	0	0	0	0	0	0	0	0	0	0	0	0	0	0	0	0	0	0	0	0	0	0	
	Female	0	0	0	0	0	0	0	0	0	0	0	0	0	0	0	0	0	0	0	0	0	0	0	0	0	0	0	
Robbery	Male	0	0	0	0	0	0	0	0	0	0	0	0	0	0	0	0	0	0	0	0	0	0	0	0	0	0	0	
	Female	0	0	0	0	0	0	0	0	0	0	0	0	0	0	0	0	0	0	0	0	0	0	0	0	0	0	0	
Aggravated Assault (Return A - 4a-d)	Male	0	0	0	0	0	0	0	0	0	0	0	0	0	1	2	1	0	0	0	1	0	0	5	1	0	4	0	
	Female	0	0	0	0	0	0	0	0	0	0	0	0	0	0	0	0	0	0	0	0	0	0	0	0	0	0	0	
Burglary - Breaking or Entering	Male	0	0	0	0	0	0	0	0	0	0	0	0	0	0	0	0	0	0	0	0	0	0	0	0	0	0	0	
	Female	0	0	0	0	0	0	0	0	0	0	0	0	0	0	0	0	0	0	0	0	0	0	0	0	0	0	0	
Larceny-Theft (Except Motor Vehicle Theft)	Male	0	0	0	0	0	0	0	0	0	0	0	0	0	0	0	0	0	0	0	0	0	0	0	0	0	0	0	
	Female	0	0	0	0	0	0	0	0	0	0	0	0	0	0	0	0	0	0	0	0	0	0	0	0	0	0	0	
Motor Vehicle Theft	Male	0	0	0	0	0	0	0	0	0	0	0	0	0	0	0	0	0	0	0	0	0	0	0	0	0	0	0	
	Female	0	0	0	0	0	0	0	0	0	0	0	0	0	0	0	0	0	0	0	0	0	0	0	0	0	0	0	
Other Assaults (Return A - 4e)	Male	0	0	0	0	0	0	0	0	0	0	0	0	0	0	1	1	0	0	1	0	0	0	3	1	0	3	0	
	Female	0	0	0	0	0	0	0	0	0	0	0	0	0	0	0	0	0	1	0	0	0	0	1	0	0	0	0	
Arson	Male	0	0	0	0	0	0	0	0	0	0	0	0	0	0	0	0	0	0	0	0	0	0	0	0	0	0	0	
	Female	0	0	0	0	0	0	0	0	0	0	0	0	0	0	0	0	0	0	0	0	0	0	0	0	0	0	0	
Forgery and Counterfeiting	Male	0	0	0	0	0	0	0	0	0	0	0	0	0	0	0	0	0	0	0	0	0	0	0	0	0	0	0	
	Female	0	0	0	0	0	0	0	0	0	0	0	0	0	0	0	0	0	0	0	0	0	0	0	0	0	0	0	
Fraud	Male	0	0	0	0	0	0	0	0	0	0	0	0	0	0	0	0	0	0	0	0	0	0	0	0	0	0	0	
	Female	0	0	0	0	0	0	0	0	0	0	0	0	0	0	0	0	0	0	0	0	0	0	0	0	0	0	0	
Embezzlement	Male	0	0	0	0	0	0	0	0	0	0	0	0	0	0	0	0	0	0	0	0	0	0	0	0	0	0	0	
	Female	0	0	0	0	0	0	0	0	0	0	0	0	0	0	0	0	0	0	0	0	0	0	0	0	0	0	0	
Stolen Property; Buying, Receiving, Possessing	Male	0	0	0	0	0	0	0	0	0	0	0	0	0	0	0	0	0	0	0	0	0	0	0	0	0	0	0	
	Female	0	0	0	0	0	0	0	0	0	0	0	0	0	0	0	0	0	0	0	0	0	0	0	0	0	0	0	
Vandalism	Male	0	0	0	0	0	0	0	0	0	0	0	0	0	0	0	0	0	0	0	0	0	0	0	0	0	0	0	
	Female	0	0	0	0	0	0	0	0	0	0	0	0	0	0	0	0	0	0	0	0	0	0	0	0	0	0	0	
Weapons; Carrying, Possessing, etc.	Male	0	0	0	0	0	0	0	0	0	0	0	0	0	0	0	0	0	0	0	0	0	0	0	0	0	0	0	
	Female	0	0	0	0	0	0	0	0	0	0	0	0	0	0	0	0	0	0	0	0	0	0	0	0	0	0	0	
Prostitution and Commercialized Vice	Male	0	0	0	0	0	0	0	0	0	0	0	0	0	0	0	0	0	0	0	0	0	0	0	0	0	0	0	
	Female	0	0	0	0	0	0	0	0	0	0	0	0	0	0	0	0	0	0	0	0	0	0	0	0	0	0	0	
Prostitution	Male	0	0	0	0	0	0	0	0	0	0	0	0	0	0	0	0	0	0	0	0	0	0	0	0	0	0	0	
	Female	0	0	0	0	0	0	0	0	0	0	0	0	0	0	0	0	0	0	0	0	0	0	0	0	0	0	0	



Arrestee Summary Report

Beginning Date: 01/01/2021

Ending Date: 12/31/2021

Classification of Offenses	Sex	Under 10	10-12	13-14	15	16	17	18	19	20	21	22	23	24	25-29	30-34	35-39	40-44	45-49	50-54	55-59	60-64	65 and Over	Total	White	Black	American Indian / Alaskan Native	Asian	Native Hawaiian / Other Pacific Islander
Assisting or Promoting Prostitution	Male	0	0	0	0	0	0	0	0	0	0	0	0	0	0	0	0	0	0	0	0	0	0	0	0	0	0	0	
	Female	0	0	0	0	0	0	0	0	0	0	0	0	0	0	0	0	0	0	0	0	0	0	0	0	0	0	0	0
Purchasing Prostitution	Male	0	0	0	0	0	0	0	0	0	0	0	0	0	0	0	0	0	0	0	0	0	0	0	0	0	0	0	
	Female	0	0	0	0	0	0	0	0	0	0	0	0	0	0	0	0	0	0	0	0	0	0	0	0	0	0	0	0
Sex Offenses (Except Rape and Prostitution)	Male	0	0	0	0	0	0	0	0	0	0	0	0	0	0	0	0	0	0	0	0	0	0	0	0	0	0	0	
	Female	0	0	0	0	0	0	0	0	0	0	0	0	0	0	0	0	0	0	0	0	0	0	0	0	0	0	0	0
Drug Abuse Violations - Grand Total	Male	0	0	0	0	0	0	0	0	0	0	0	0	0	0	1	0	0	0	0	0	0	0	0	1	0	0	1	0
	Female	0	0	0	0	0	0	0	0	0	0	0	0	0	0	0	0	0	0	0	0	0	0	0	0	0	0	0	0
(1) Sale/Manufacturing - Subtotal	Male	0	0	0	0	0	0	0	0	0	0	0	0	0	0	0	0	0	0	0	0	0	0	0	0	0	0	0	0
	Female	0	0	0	0	0	0	0	0	0	0	0	0	0	0	0	0	0	0	0	0	0	0	0	0	0	0	0	0
18a - Opium/Cocaine	Male	0	0	0	0	0	0	0	0	0	0	0	0	0	0	0	0	0	0	0	0	0	0	0	0	0	0	0	0
	Female	0	0	0	0	0	0	0	0	0	0	0	0	0	0	0	0	0	0	0	0	0	0	0	0	0	0	0	0
18b - Marijuana	Male	0	0	0	0	0	0	0	0	0	0	0	0	0	0	0	0	0	0	0	0	0	0	0	0	0	0	0	0
	Female	0	0	0	0	0	0	0	0	0	0	0	0	0	0	0	0	0	0	0	0	0	0	0	0	0	0	0	0
18c - Synthetic Narcotics - Manufactured Narcotics Which Can Cause True Drug Addiction (Demerol, Methadones)	Male	0	0	0	0	0	0	0	0	0	0	0	0	0	0	0	0	0	0	0	0	0	0	0	0	0	0	0	0
	Female	0	0	0	0	0	0	0	0	0	0	0	0	0	0	0	0	0	0	0	0	0	0	0	0	0	0	0	0
18d - Other - Dangerous Nonnarcotic Drugs (Barbiturates, Benzadrine)	Male	0	0	0	0	0	0	0	0	0	0	0	0	0	0	0	0	0	0	0	0	0	0	0	0	0	0	0	0
	Female	0	0	0	0	0	0	0	0	0	0	0	0	0	0	0	0	0	0	0	0	0	0	0	0	0	0	0	0
(2) Possession - Subtotal	Male	0	0	0	0	0	0	0	0	0	0	0	0	0	0	1	0	0	0	0	0	0	0	0	1	0	0	1	0
	Female	0	0	0	0	0	0	0	0	0	0	0	0	0	0	0	0	0	0	0	0	0	0	0	0	0	0	0	0
18e - Opium or Cocaine and Their Derivatives (Morphine, Heroin, Codeine)	Male	0	0	0	0	0	0	0	0	0	0	0	0	0	0	0	0	0	0	0	0	0	0	0	0	0	0	0	0
	Female	0	0	0	0	0	0	0	0	0	0	0	0	0	0	0	0	0	0	0	0	0	0	0	0	0	0	0	0
18f - Marijuana	Male	0	0	0	0	0	0	0	0	0	0	0	0	0	0	0	0	0	0	0	0	0	0	0	0	0	0	0	0
	Female	0	0	0	0	0	0	0	0	0	0	0	0	0	0	0	0	0	0	0	0	0	0	0	0	0	0	0	0
18g - Synthetic Narcotics - Manufactured Narcotics Which Can Cause True Drug Addiction (Demerol, Methadones)	Male	0	0	0	0	0	0	0	0	0	0	0	0	0	0	0	0	0	0	0	0	0	0	0	0	0	0	0	0
	Female	0	0	0	0	0	0	0	0	0	0	0	0	0	0	0	0	0	0	0	0	0	0	0	0	0	0	0	0
18h - Other - Dangerous Nonnarcotic Drugs	Male	0	0	0	0	0	0	0	0	0	0	0	0	0	0	1	0	0	0	0	0	0	0	0	1	0	0	1	0
	Female	0	0	0	0	0	0	0	0	0	0	0	0	0	0	0	0	0	0	0	0	0	0	0	0	0	0	0	0
Gambling - Total	Male	0	0	0	0	0	0	0	0	0	0	0	0	0	0	0	0	0	0	0	0	0	0	0	0	0	0	0	0
	Female	0	0	0	0	0	0	0	0	0	0	0	0	0	0	0	0	0	0	0	0	0	0	0	0	0	0	0	0



Arrestee Summary Report

Beginning Date: 01/01/2021

Ending Date: 12/31/2021

Classification of Offenses	Sex	Under 10	10-12	13-14	15	16	17	18	19	20	21	22	23	24	25-29	30-34	35-39	40-44	45-49	50-54	55-59	60-64	65 and Over	Total	White	Black	American Indian / Alaskan Native	Asian	Native Hawaiian / Other Pacific Islander
Bookmaking (Horse and Sport Book)	Male	0	0	0	0	0	0	0	0	0	0	0	0	0	0	0	0	0	0	0	0	0	0	0	0	0	0	0	
	Female	0	0	0	0	0	0	0	0	0	0	0	0	0	0	0	0	0	0	0	0	0	0	0	0	0	0	0	0
Numbers and Lottery	Male	0	0	0	0	0	0	0	0	0	0	0	0	0	0	0	0	0	0	0	0	0	0	0	0	0	0	0	
	Female	0	0	0	0	0	0	0	0	0	0	0	0	0	0	0	0	0	0	0	0	0	0	0	0	0	0	0	0
All Other Gambling	Male	0	0	0	0	0	0	0	0	0	0	0	0	0	0	0	0	0	0	0	0	0	0	0	0	0	0	0	
	Female	0	0	0	0	0	0	0	0	0	0	0	0	0	0	0	0	0	0	0	0	0	0	0	0	0	0	0	0
Offenses Against The Family and Children	Male	0	0	0	0	0	0	0	0	0	0	0	0	0	1	0	0	0	0	0	0	0	0	0	1	0	0	1	0
	Female	0	0	0	0	0	0	0	0	0	0	0	0	0	0	0	0	0	0	0	0	0	0	0	0	0	0	0	0
Driving Under The Influence	Male	0	0	0	0	0	0	0	0	0	0	0	0	0	2	0	2	0	0	3	0	0	1	8	7	0	2	0	
	Female	0	0	0	0	0	0	0	0	0	0	1	0	0	0	0	0	0	0	0	0	0	0	1	0	0	0	0	0
Liquor Laws	Male	0	0	0	0	0	0	0	0	0	0	0	0	0	0	0	0	0	0	0	0	0	0	0	0	0	0	0	
	Female	0	0	0	0	0	0	0	0	0	0	0	0	0	0	0	0	0	0	0	0	0	0	0	0	0	0	0	0
Drunkenness	Male	0	0	0	0	0	0	0	0	1	0	0	0	0	0	0	0	0	0	0	0	0	0	1	2	0	0	0	
	Female	0	0	0	0	0	0	1	0	0	0	0	0	0	0	0	0	0	0	0	0	0	0	1	0	0	0	0	0
Disorderly Conduct	Male	0	0	0	0	0	0	0	0	0	0	0	0	0	0	0	0	0	0	0	0	0	0	0	0	0	0	0	
	Female	0	0	0	0	0	0	0	0	0	0	0	0	0	0	0	0	0	0	0	0	0	0	0	0	0	0	0	0
Vagrancy	Male	0	0	0	0	0	0	0	0	0	0	0	0	0	0	0	0	0	0	0	0	0	0	0	0	0	0	0	
	Female	0	0	0	0	0	0	0	0	0	0	0	0	0	0	0	0	0	0	0	0	0	0	0	0	0	0	0	0
All Other Offenses (Except Traffic)	Male	0	0	0	0	0	0	0	0	0	1	0	0	1	0	2	2	1	0	0	1	2	0	10	8	0	2	0	
	Female	0	0	0	0	0	0	0	0	0	0	0	0	0	0	0	0	0	0	0	0	0	0	0	0	0	0	0	0
Suspicion	Male	0	0	0	0	0	0	0	0	0	0	0	0	0	0	0	0	0	0	0	0	0	0	0	0	0	0	0	
	Female	0	0	0	0	0	0	0	0	0	0	0	0	0	0	0	0	0	0	0	0	0	0	0	0	0	0	0	0
Curfew and Loitering Law Violations	Male	0	0	0	0	0	0																	0	0	0	0	0	
	Female	0	0	0	0	0	0																	0	0	0	0	0	0
Runaway	Male	0	0	0	0	0	0																	0	0	0	0	0	
	Female	0	0	0	0	0	0																	0	0	0	0	0	0
Human Trafficking/Commercial Sex Acts	Male	0	0	0	0	0	0	0	0	0	0	0	0	0	0	0	0	0	0	0	0	0	0	0	0	0	0	0	
	Female	0	0	0	0	0	0	0	0	0	0	0	0	0	0	0	0	0	0	0	0	0	0	0	0	0	0	0	0
Human Trafficking/Involuntary Servitude	Male	0	0	0	0	0	0	0	0	0	0	0	0	0	0	0	0	0	0	0	0	0	0	0	0	0	0	0	
	Female	0	0	0	0	0	0	0	0	0	0	0	0	0	0	0	0	0	0	0	0	0	0	0	0	0	0	0	0
SUB TOTAL	Male	0	0	0	0	0	0	0	0	1	1	0	0	1	4	6	6	1	0	4	2	2	1	29					
	Female	0	0	0	0	0	0	1	0	0	0	1	0	0	0	0	0	0	1	0	0	0	0	3					
TOTAL		0	0	0	0	0	0	1	0	1	1	1	0	1	4	6	6	1	1	4	2	2	1	32	19	0	13	0	0

Appendix: Offenses in Uniform Crime Reporting

The Uniform Crime Reporting (UCR) Program divides offenses into two groups, Part I and Part II crimes (offenses). Each month, participating law enforcement agencies submit information on the number of Part I offenses known to them; those offenses cleared by arrest or exceptional means; and the age, sex, and race of persons arrested for each of the offenses. Contributors provide only arrest data for Part II offenses.

The UCR Program collects data about Part I offenses in order to measure the level and scope of crime occurring throughout the Nation. The Program's founders chose these offenses because they are serious crimes, they occur with regularity in all areas of the country, and they are likely to be reported to police. Part I and Part II offenses are defined below.

Part I offenses:

Criminal homicide: a) Murder and non-negligent manslaughter: the willful (non-negligent) killing of one human being by another. Deaths caused by negligence, attempts to kill, assaults to kill, suicides, and accidental deaths are excluded. The Program classifies justifiable homicides separately and limits the definition to: (1) the killing of a felon by a law enforcement officer in the line of duty; or (2) the killing of a felon, during the commission of a felony, by a private citizen. b) Manslaughter by negligence: the killing of another person through gross negligence. Deaths of persons due to their own negligence, accidental deaths not resulting from gross negligence, and traffic fatalities are not included in the category Manslaughter by Negligence.

Rape (2013): Penetration, no matter how slight, of the vagina or anus with any body part or object, or oral penetration by a sex organ or another person, without consent of the victim. This definition includes either gender of victim or offender. This definition also includes instances in which the victim is incapable of giving consent because of temporary or permanent mental or physical incapacity (including due to the influence of drugs or alcohol) or because of age. Physical resistance is not required on the part of the victim to demonstrate lack of consent. Statutory offenses (no force used – victim under age of consent) are excluded.

Robbery: The taking or attempting to take anything of value from the care, custody, or control of a person or persons by force or threat of force or violence and/or by putting the victim in fear.

Aggravated assault: An unlawful attack by one person upon another for the purpose of inflicting severe or aggravated bodily injury. This type of assault usually is accompanied by the use of a weapon or by means likely to produce death or great bodily harm. Simple assaults are excluded.

Burglary (breaking or entering): The unlawful entry of a structure to commit a felony or a theft. Attempted forcible entry is included.

Larceny-theft (except motor vehicle theft): The unlawful taking, carrying, leading, or riding away of property from the possession or constructive possession of another. Examples are thefts of bicycles, motor vehicle parts and accessories, shoplifting, pocket-picking, or the stealing of any property or article that is not taken by force and violence or by fraud. Attempted larcenies are included. Embezzlement, confidence games, forgery, check fraud, etc., are excluded.

Motor vehicle theft: The theft or attempted theft of a motor vehicle. A motor vehicle is self-propelled and runs on land surface and not on rails. Motorboats, construction equipment, airplanes, and farming equipment are specifically excluded from this category.

Arson: Any willful or malicious burning or attempt to burn, with or without intent to defraud, a dwelling house, public building, motor vehicle or aircraft, personal property of another, etc.

Human Trafficking – Commercial Sex Acts (2013): Inducing a person by force, fraud, or coercion to participate in commercial sex acts, or in which the person induced to perform such act(s) has not attained 18 years of age.

Human trafficking – involuntary servitude (2013): The obtaining of a person(s) through recruitment, harboring, transportation, or provision, and subjecting such persons by force, fraud, or coercion into involuntary servitude, peonage, debt bondage, or slavery (not to include commercial sex acts).

Part II offenses:

Other assaults (simple): Assaults and attempted assaults which are not of an aggravated nature and do not result in serious in-jury to the victim. Stalking, intimidation, coercion, and hazing are included.

Forgery and counterfeiting: The altering, copying or imitating of something, without authority or right, with the intent to deceive or defraud by passing the copy or thing altered or imitated as that which is the original or genuine; or the selling, buying, or possession of an altered, copied, or imitated thing with the intent to deceive or defraud. Attempts are included.

Fraud: The intentional perversion of the truth for the purpose or including another person or other entity in reliance upon it to part with something of value or to surrender a legal right. Fraudulent conversion and obtaining money or property by false pre-tenses. Confidence games and bad checks, except forgeries and counterfeiting, are included.

Embezzlement: The unlawful misappropriation or misapplication by an offender to his/her own use or purpose of money, property, or some other thing of value entrusted to his/her care, custody, or control.

Stolen property (buying, receiving, possessing): Buying, receiving, possessing, selling, concealing, or transporting any property with the knowledge that it has been unlawfully taken, as by burglary, embezzlement, fraud, larceny, robbery, etc. Attempts are included.

Vandalism: To willfully or maliciously destroy, injure, disfigure, or deface any public or private property, real or personal, without the consent of the owner or person having custody or control by cutting, tearing, breaking, marking, painting, drawing, covering with filth, or any other such means as may be specified by local law. Attempts are included.

Weapons (carrying, possessing, etc.): The violation of laws or ordinances prohibiting the manufacture, sale purchase, transportation, possession, concealment, or use of firearms, cutting instruments, explosives, incendiary devices, or other deadly weapons. Attempts are included.

Prostitution and commercialized vice: The unlawful promotion of or participation in sexual activities for profit, including attempts.

Assisting and promoting prostitution (2013): Soliciting customers or transporting person for prostitution purposes, to own, manage, or operate a dwelling for the purpose of providing a place where prostitution is performed, or to otherwise assist or promote prostitution.

Purchasing prostitution (2013): Purchasing or trading anything of value for commercial sex acts.

Sex offenses (except rape, prostitution, and commercialized vice): Offenses against chastity, common decency, morals, and the like. Incest, indecent exposure, and statutory rape are included. Attempts are included.

Drug abuse violation: The violation of laws prohibiting the production, distribution, and/or use of certain controlled substances. The unlawful cultivation, manufacture, distribution, sale, purchase, use, possession, transportation, or importation of any controlled drug or narcotic substance. Arrests for violations of state and local laws, specifically those relating to the unlawful possession, sale, use, growing, manufacturing and making of narcotic drugs. The following drug categories are specified: opium or cocaine and their derivatives (morphine, hero-in, codeine); marijuana; synthetic narcotics – manufactured narcotics that can cause true addiction (demerol, methadone); and dangerous non-narcotic drugs (barbiturates, benzedrine).

Gambling: To unlawfully bet or wager money or something else of value; assist, promote, or operate a game of chance for money or some other stake; possess or transmit wagering information; manufacture, sell, purchase, possess, or transport gambling equipment, devices, or goods; or tamper with the outcome of a sporting event or contest to gain a gambling advantage.

Offenses against family and children: Unlawful nonviolent acts by a family member (or legal guardian) that threaten the physical, mental, or economic well-being or morals or another family member and are not classifiable as other offenses, such as Assault or Sex Offenses. Attempts are included.

Driving under the influence: Driving or operating a motor vehicle or common carrier while mentally or physically impaired as the result of consuming an alcoholic beverage or using a drug or narcotic.

Part II offenses, continued:

Liquor laws: The violation of state or local laws or ordinances prohibiting the manufacture, sale, purchase, transportation, possession, or use of alcoholic beverages, not including driving under the influence and drunkenness. Federal violations are excluded.

Drunkenness: To drink alcoholic beverages to the extent that one's mental faculties and physical coordination are substantially impaired. Driving under the influence is excluded.

Disorderly conduct: Any behavior that tends to disturb the public peace or decorum, scandalizes the community, or shock the public sense of morality.

Vagrancy: The violation of a court order, regulation, ordinance, or law requiring the withdrawal of persons from the streets or other specified areas; prohibiting persons from remaining in an area or place in an idle or aimless manner; or prohibiting persons from going from place to place without visible means of support.

All other offenses: All violations of state or local laws not specifically identified as Part I or Part II offenses, except traffic violations.

Suspicion: Arrested for no specific offense and released without formal charges being placed.

Curfew and loitering laws (persons under age 18): Violations by juveniles of local curfew or loitering ordinances.

Runaways (persons under age 18): Limited to juveniles taken into protective custody under the provisions of local statutes.