



Felony Level Sex Offenses

2024

Crime in Alaska Supplemental Report

Prepared By: Kevin Lytle
Criminal Justice Information Services (CJIS) Program
Division of Statewide Services
Lisa Purinton, Division Director

October 2025

TABLE OF CONTENTS

Program Overview	3
2024 Statewide Summary	4
Northern Alaska	5
Western Alaska	6
Southcentral Alaska.....	7
Southeast Alaska	8
Anchorage Alaska.....	9
Specialized State Agencies	10
Rate of Incidents	11
Reported Victim Demographics	12
Reported Suspect Demographics	13
Population Comparison	14
Reported Victim/Suspect Racial Comparison	15
Victims 0-10 Years Old	16
Victims 11-17 Years Old	17
Victims 18+ Years Old	18
Reported Locations and Weapons.....	19
Reported Statutory Offenses.....	20
References & Further Reading.....	21

2024 FELONY LEVEL SEX OFFENSES

Program Overview

The Department of Public Safety (DPS) is tasked with collecting information on felony level sex offenses reported to state and local law enforcement agencies, as defined by Alaska Statute (AS) 12.63.100, and as required by AS 12.62.130. This is a required reporting program for state and local law enforcement agencies and is in addition to the requirements for Uniform Crime Reporting (UCR).

The Felony Sex Offense (FSO) database is a repository maintained by DPS for state and local law enforcement agencies to record reports of felony level sex offenses within their jurisdiction based on State of Alaska statutes. Data elements collected include victim and suspect demographics, victim/suspect relationships, offense location, weapon type used, and the associated statute violation.

Caution should be exercised in comparing data between Felony Sex Offense statistics, Uniform Crime Reporting, and the Alaska Victimization Survey; they are separate data collection efforts with different methodologies in aggregating incidents, offenses, and victims.

The [Uniform Crime Reporting \(UCR\) Program](#) is a nationwide cooperative effort by federal, state, city, county and tribal law enforcement agencies to report data on crimes reported in their jurisdiction. The national program is managed and maintained by the Federal Bureau of Investigation (FBI). Since June of 1982, the DPS has administered the UCR Program for the State of Alaska. Historically, Alaska reported UCR data under the Summary Reporting System (SRS) which provided a summarized listing of the most serious offenses reported to law enforcement. The FBI sunset the SRS format in 2021 and required agencies to submit in the more robust National Incident Based Reporting System (NIBRS). Because all agencies in Alaska were not able to complete the transition to NIBRS yet, the Crime in Alaska publication for 2024 was prepared converting NIBRS data to the SRS format in order to compile statewide statistics and historical trends. The data conversion was done following the

technical guidelines set by the FBI. A separate NIBRS publication with partial statewide data will be published at a later date. In the most recent [Crime in Alaska](#) report, the number of reported rape offenses shows a 1.6% increase in rape¹ offenses reported to law enforcement from 2023 to 2024.

In 2009, the Alaska Senate Judiciary Committee tasked the legislature to fund a victimization survey to determine the rate of both reported and unreported sexual assaults in Alaska. [The Alaska Victimization Survey \(AVS\)](#) is conducted by the University of Alaska Anchorage Justice Center, with oversight by the Council on Domestic Violence and Sexual Assault (CDVSA), a council within DPS. The survey is modeled after the national survey conducted by the Centers for Disease Control and Prevention. The AVS is comprised of a telephone survey of adult women aged 18 and over; the UCR program and the FSO database collect all offense and incident information reported to law enforcement. Noting this difference in data collection methodology, the most recent AVS results from 2020 show an increase in intimate partner and sexual violence since 2015.

It is important to note the incidents reported to the FSO program through 2024 were documented at the initial reporting stage of the investigation by law enforcement. Agencies were instructed to report information when a felony level sex offense became known to law enforcement. The FSO database was not originally intended to track the life cycle of an incident, but to provide insight into the volume and type of sex offenses being reported to law enforcement.

Additionally, some data elements of a reportable incident are optional, and not all incidents include location, weapon, relationship, or victim/suspect demographics. A single incident may also involve multiple victims or offenders, as well as multiple statute violations.

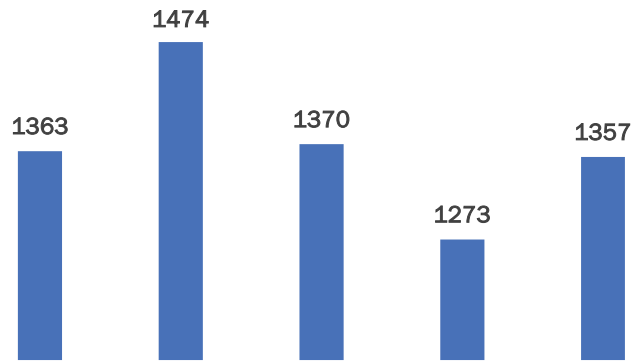
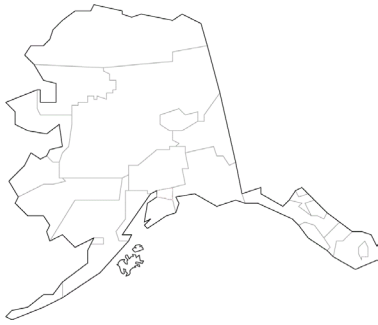
This is the ninth year that findings from this database have been published.

¹ The FBI UCR Program defines the SRS offense of rape as "penetration, no matter how slight, of the vagina or anus with any body part or object, or

oral penetration by a sex organ of another person, without the consent of the victim."

FELONY SEX OFFENSE FINDINGS

2024 Statewide Summary



Statewide	2020	2021	2022	2023	2024
Total Incidents	1363	1474	1370	1273	1357
Victims Reported ¹	1309	1519	1435	1343	1400
Suspects Reported ¹	1359	1433	1370	1330	1390

2024 Quick Facts

> Reports of felony level sex offense incidents increased 6.6% in 2024 compared to 2023, and the number of reported victims increased 4.2%.

> The region of Western Alaska reported the highest rate of felony level sex offense incidents statewide, while Southcentral Alaska reported the lowest rate.

> 51.1% of all reported victims were juveniles².

> Victims under the age of 11 reported being assaulted by a family member in over 62.6% of offenses for this age group. A family member includes siblings, parents, grandparents, and other family relationships³.

> American Indian or Alaska Native females were reported to have the highest victimization rate of any sex or racial group, comprising 47.2% of reported victims⁴.

> The median age of female victims was 19, while the most common age was 13.

> The median and most common age of male victims was 14.

> In the reported relationships between the victims and suspects, 11.2% identified the suspect as a stranger³.

> By age group, the most frequently reported relationship was ‘other family member’ for victims under age 11 (23.3%) and ‘acquaintance’ for victims 11-17 years old (24.8%) and victims 18 years of age and older (31.2%).

¹ Not all reported incidents contained victim and/or suspect demographics, and some incidents involved multiple victims and/or multiple suspects.

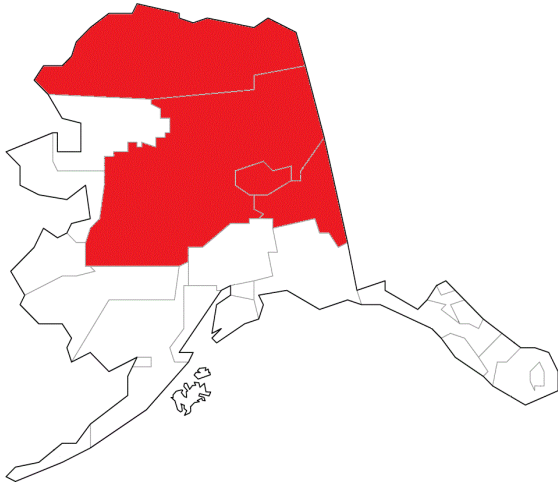
² Victim ages reported as “Unknown” are not included in this figure.

³ Relationships reported as “Unknown” are not included in this figure.

⁴ Victim sexes reported as “Unknown” are not included in this figure.

2024 FELONY SEX OFFENSES BY GEOGRAPHIC AREA

Northern Alaska



Population (120,682) Includes:

- Denali Borough
- Fairbanks North Star Borough
- North Slope Borough
- Southeast Fairbanks Census Area
- Yukon-Koyukuk Census Area

Reporting Agencies

- Alaska State Troopers D Detachment (servicing Cantwell, Delta Junction, Fairbanks, Galena, Healy, Nenana, Northway, Tok)
- Fairbanks Airport Police Department
- Fairbanks Police Department
- North Pole Police Department
- North Slope Borough Police Department
- University of Alaska Fairbanks Police Department

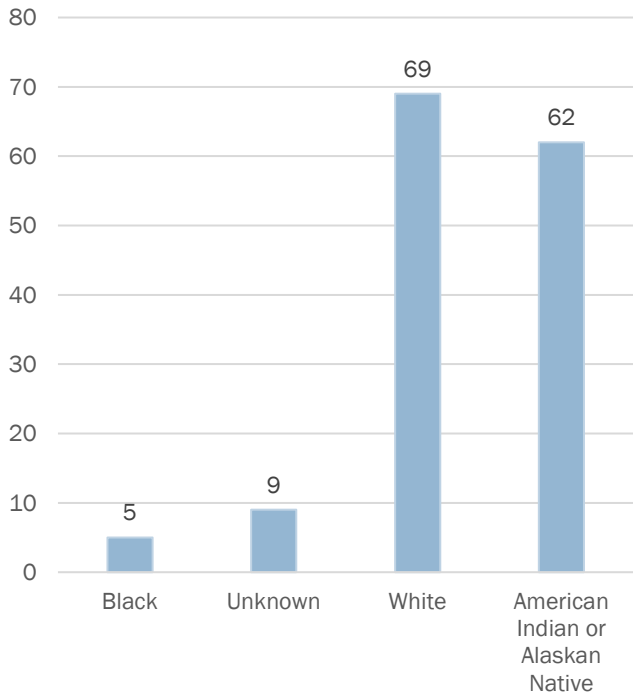
14

Most Common Victim Age

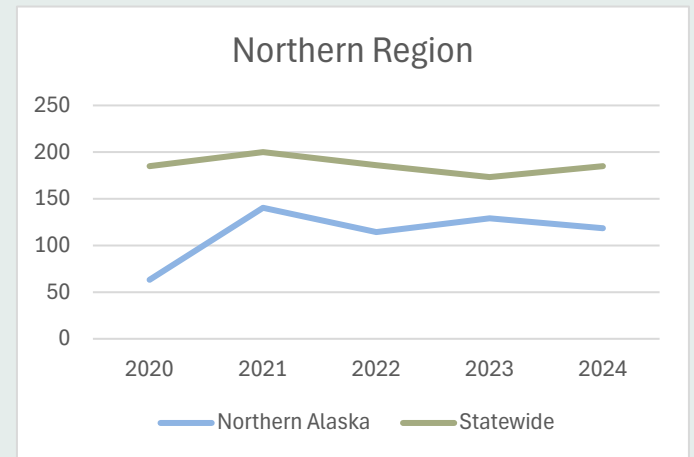
20

Most Common Suspect Age

Northern Alaska: Race of Victim

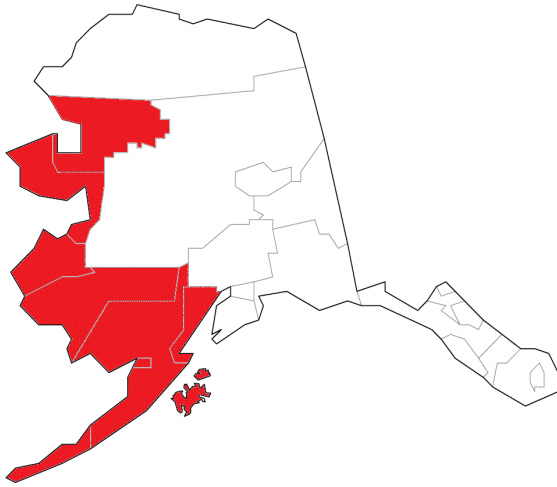


Rates Per 100,000 Population of Felony Level Sex Offenses:



2024 FELONY SEX OFFENSES BY GEOGRAPHIC AREA

Western Alaska



14

Most Common Victim Age

19

Most Common Suspect Age

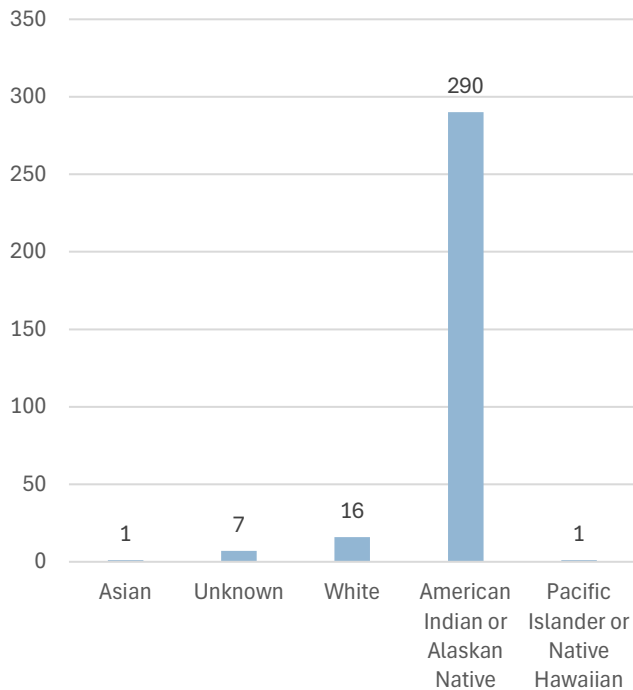
Population (72,444) Includes:

- Aleutians East Borough
- Aleutians West Census Area
- Bethel Census Area
- Bristol Bay Borough
- Dillingham Census Area
- Kodiak Island Borough
- Kusilvak Census Area
- Lake and Peninsula Borough
- Nome Census Area
- Northwest Arctic Borough

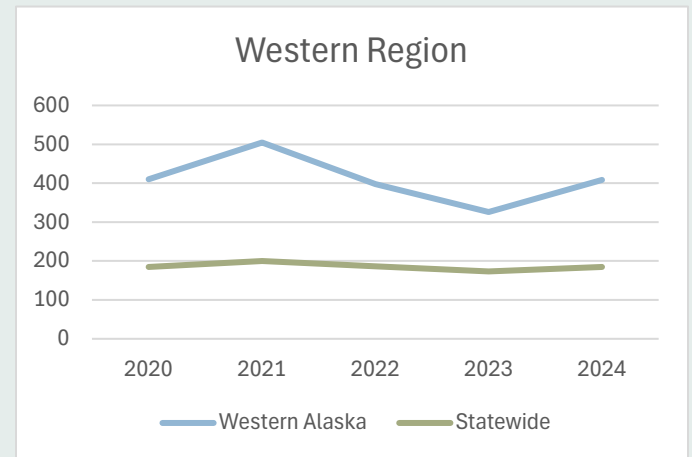
Reporting Agencies:

- Alaska State Troopers C Detachment (servicing Aniak, Bethel, Dillingham, Emmonak, Iliamna, King Salmon, Kodiak, Kotzebue, McGrath, Nome, St. Mary's, Selawik, Unalakleet)
- Bethel Police Department
- Bristol Bay Borough Police Department
- Dillingham Police Department
- Kodiak Police Department
- Kotzebue Police Department
- Nome Police Department
- Unalaska Police Department

Western Alaska: Race of Victim

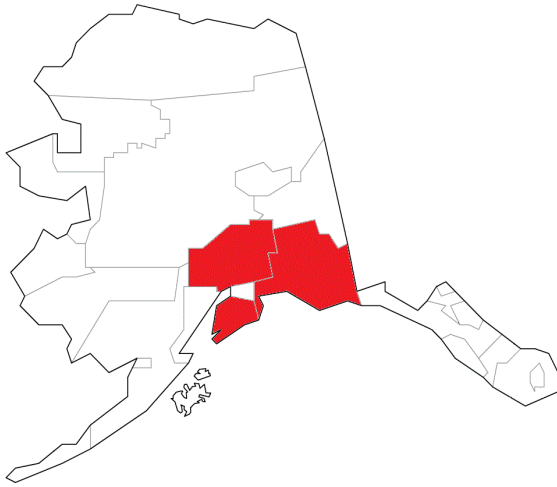


Rates Per 100,000 Population of Felony Level Sex Offenses:



2024 FELONY SEX OFFENSES BY GEOGRAPHIC AREA

Southcentral Alaska¹



Population (180,110) Includes:

- Kenai Peninsula Borough
- Matanuska-Susitna Borough
- Copper River/Valdez-Cordova
- Chugach Census Area

Reporting Agencies:

- Alaska State Troopers E Detachment (servicing Anchor Point, Cooper Landing, Ninilchik, Seward, Soldotna)
- Alaska State Troopers B Detachment (servicing Mat-Su Valley, Glennallen, and the Copper River Region)
- Cordova Police Department
- Homer Police Department
- Kenai Police Department
- Palmer Police Department
- Seward Police Department
- Soldotna Police Department
- Valdez Police Department
- Wasilla Police Department

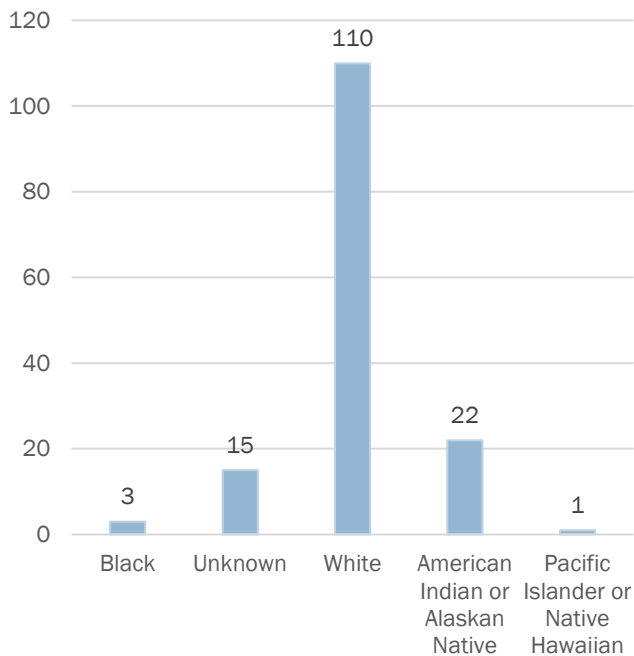
13

Most Common Victim Age

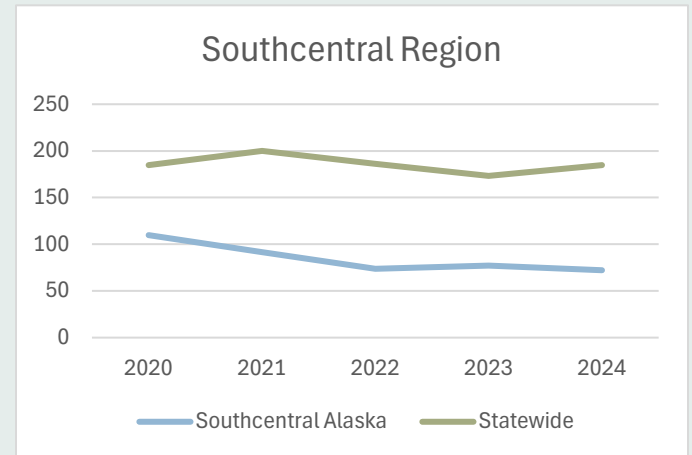
14

Most Common Suspect Age

Southcentral Alaska: Race of Victim



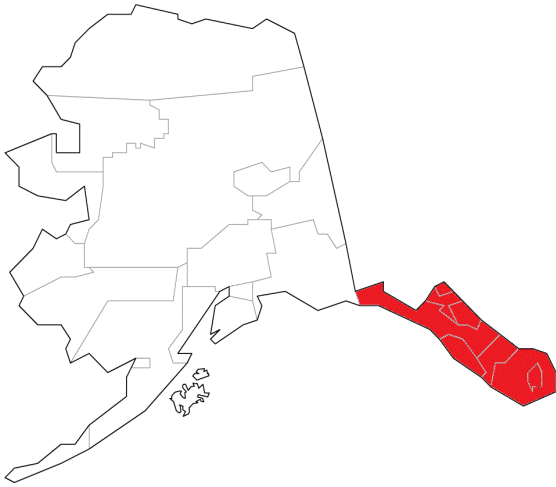
Rates Per 100,000 Population of Felony Level Sex Offenses:



¹ Detachment 'E' has been consolidated for management purposes under Detachment A as Detachment A-South, but all incidents occurring in this geographic area are still reported under Southcentral Alaska

2024 FELONY SEX OFFENSES BY GEOGRAPHIC AREA

Southeast Alaska



Population (71,666) Includes:

- Haines Borough
- Hoonah-Angoon Census Area
- Juneau City and Borough
- Ketchikan Gateway Borough
- Petersburg Borough
- Prince of Wales-Hyder Census Area
- Sitka City and Borough
- Skagway Municipality
- Wrangell City and Borough
- Yakutat City and Borough

Reporting Agencies:

- Alaska State Troopers A Detachment (servicing Haines, Juneau, Klawock, Ketchikan, Petersburg)
- Craig Police Department
- Haines Police Department
- Juneau Police Department
- Ketchikan Police Department
- Petersburg Police Department
- Sitka Police Department
- Skagway Police Department
- Wrangell Police Department

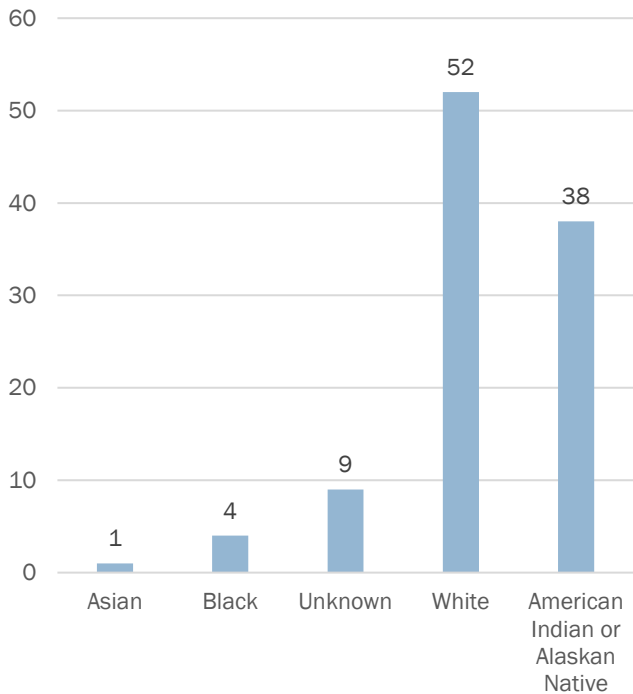
16

Most Common Victim Age

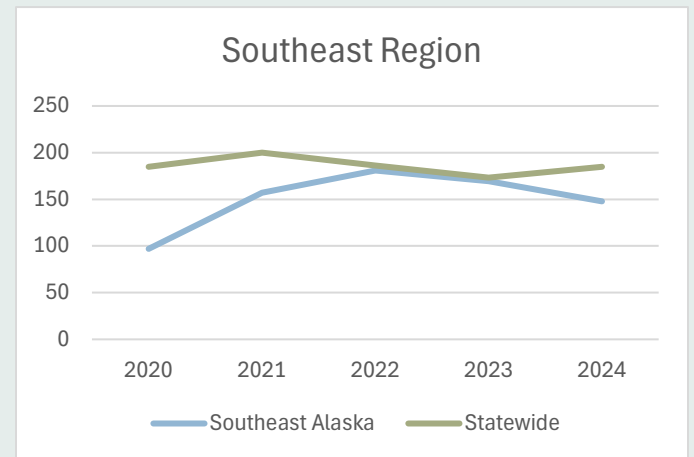
50

Most Common Suspect Age

Southeast Alaska: Race of Victim

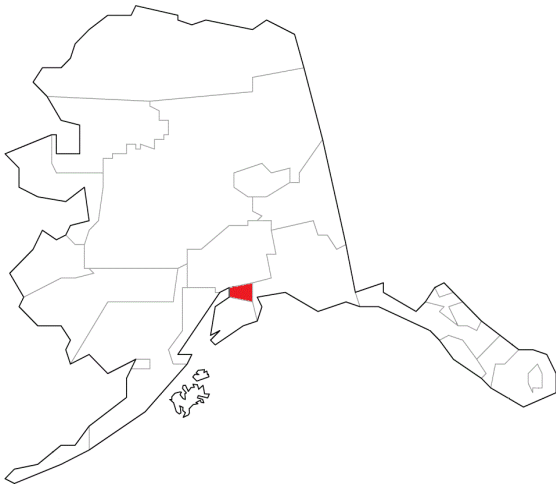


Rates Per 100,000 Population of Felony Level Sex Offenses:



2024 FELONY SEX OFFENSES BY GEOGRAPHIC AREA

Anchorage Alaska



Population (289,069) Includes:

- Anchorage Municipality¹

Reporting Agencies:

- Anchorage Airport Police & Fire Department
- Anchorage Police Department
- University of Alaska Anchorage Police Department

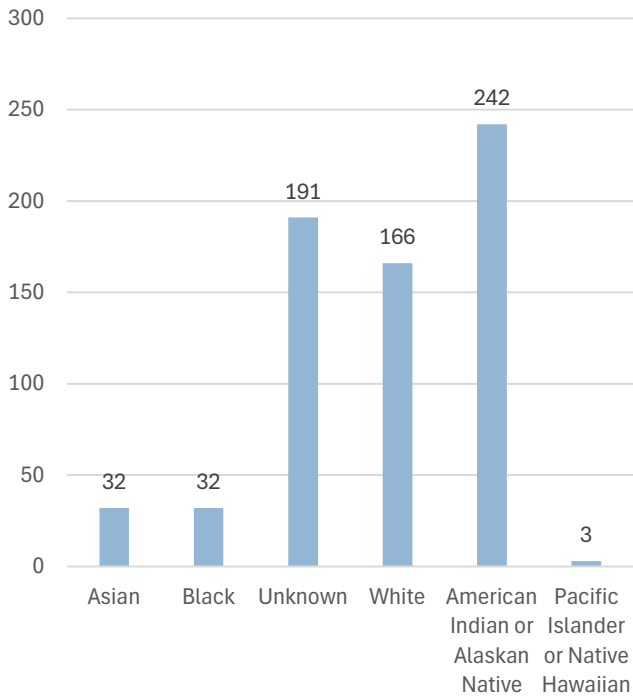
14

Most Common Victim Age

30

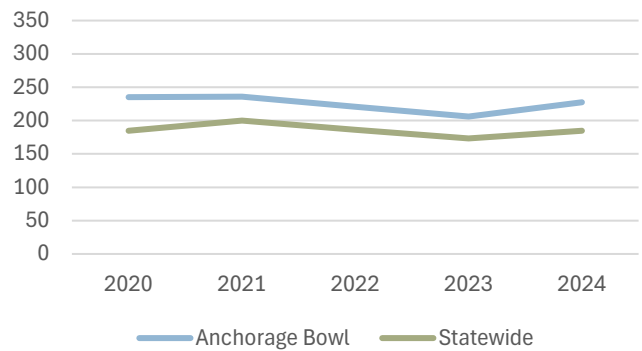
Most Common Suspect Age

Anchorage Alaska: Race of Victim



Rates Per 100,000 Population of Felony Level Sex Offenses:

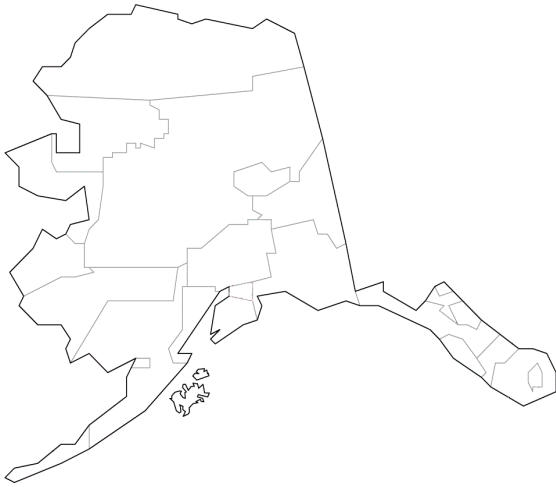
Anchorage Bowl Region



¹ The populations of Girdwood, Eagle River, and Chugiak are included in the total population of the Anchorage Municipality. The Girdwood area is serviced by Whittier Police Department who did not contribute to this data collection, while Eagle River and Chugiak are serviced by the Anchorage Police Department who contributed to the data collection.

2024 FELONY SEX OFFENSES BY GEOGRAPHIC AREA

Specialized State Agencies



Specialized Agencies

- Alaska State Troopers, Alaska Bureau of Investigation
- Village Public Safety Officer Division
- Alaska Wildlife Troopers

These agencies provide service statewide and do not represent a specified population; therefore, a crime rate is not calculated for these agencies.

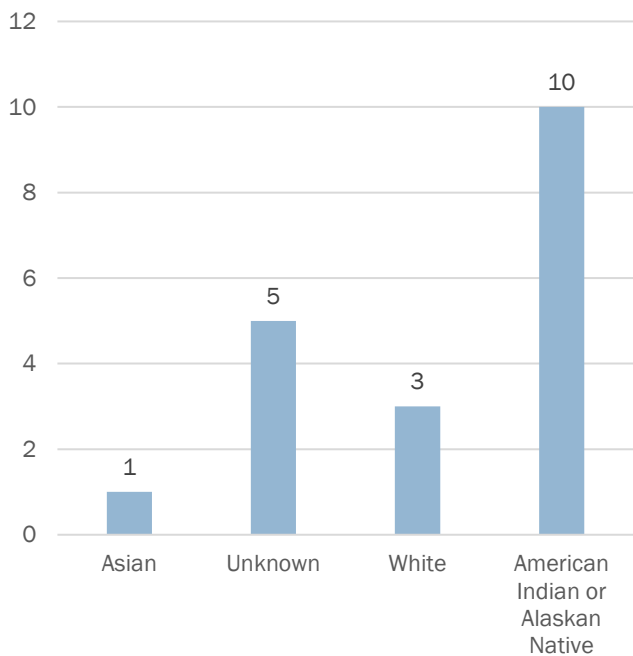
15

Most Common Victim Age

39

Most Common Suspect Age

Specialized Agencies: Race of Victim



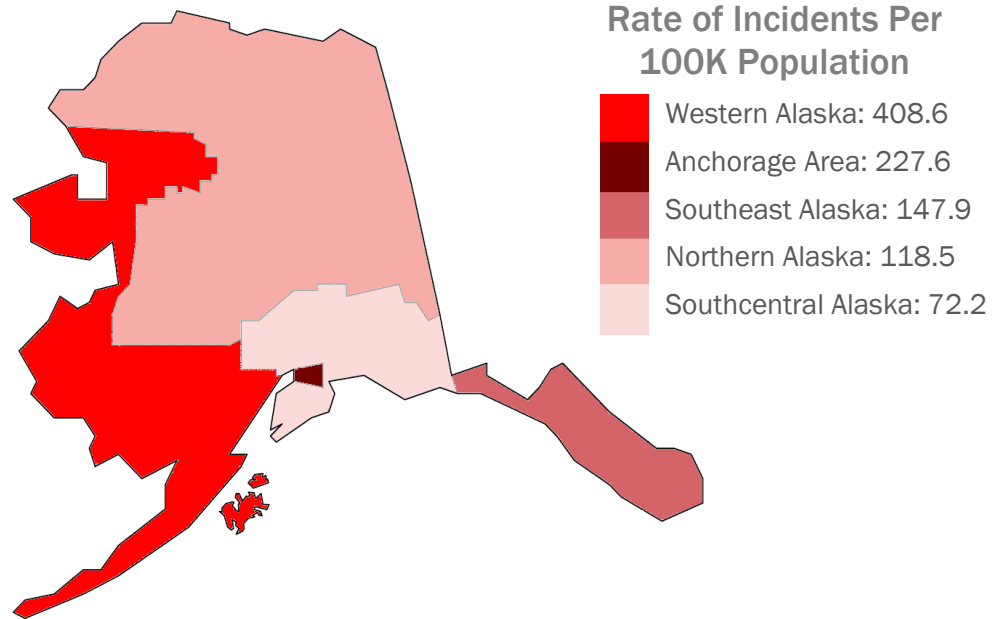
2024 VOLUME AND RATE OF FELONY SEX OFFENSES

Rate of Incidents

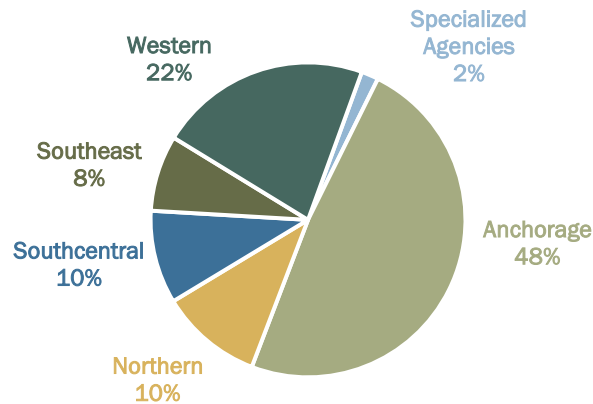
While agencies in the Anchorage area reported the highest volume of incidents (48.5% of the state total), the Western Alaska region reported the highest rate of incidents based on population.

Both the Anchorage Bowl and Western Alaska have reported rates higher than the statewide rate, which was 184.9 per 100,000 population.

Southcentral Alaska reported the lowest rate of any region statewide, while Southeast reported the fewest number of incidents statewide (excluding the Specialized Agencies).



Reported Incidents by Region



Region	2024 Incidents	2023 Population ¹	Rate per 100K Population
Anchorage Bowl	658	289,069	227.6
Western Alaska	296	72,444	408.6
Southcentral Alaska	130	180,110	72.2
Northern Alaska	143	120,682	118.5
Southeast Alaska	106	71,666	147.9
Specialized Agencies	24		n/a ²
Statewide Total	1357	733,971	184.9

¹ Source: [U.S. Census Bureau 2023 American Community Survey 5-Year Estimates](#); 2024 estimates not available at the time of this publication.

² These agencies provide service statewide and do not represent a specified population; therefore, a crime rate is not calculated for these agencies.

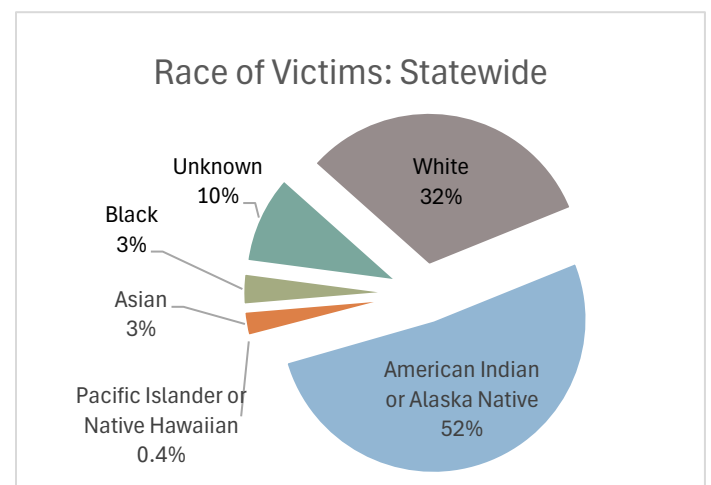
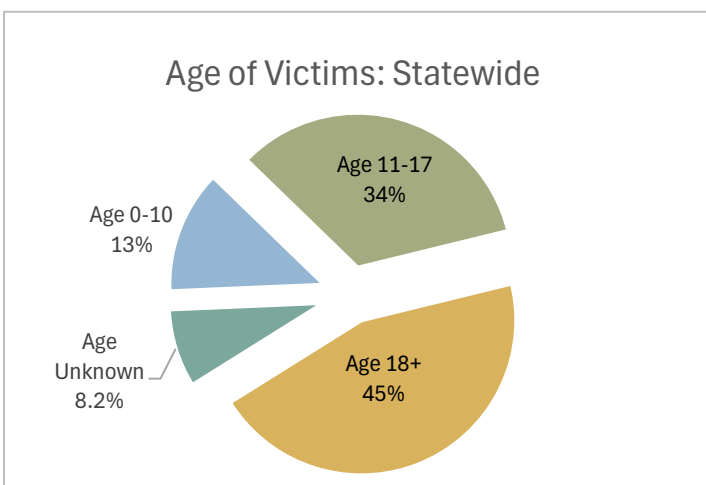
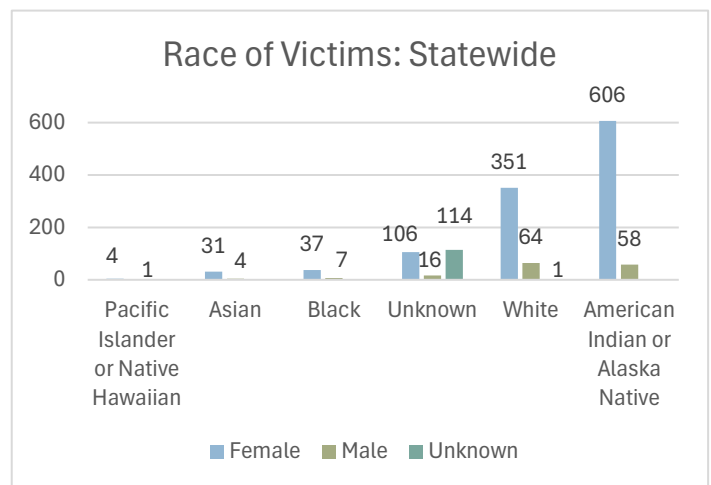
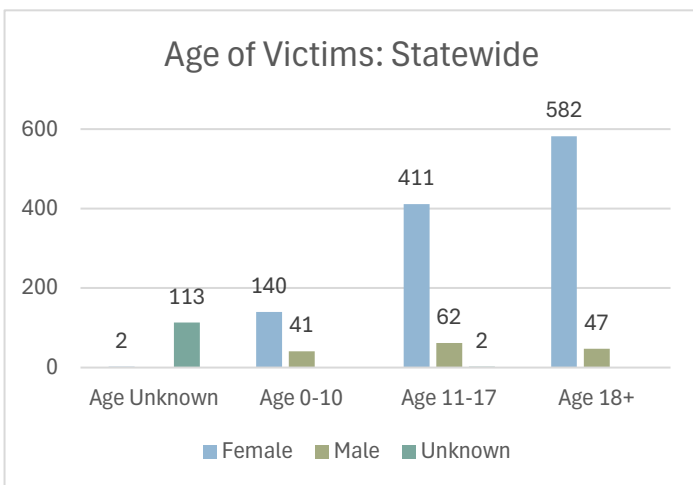
2024 VICTIM INFORMATION

Reported Victim Demographics¹

Victim Race	Female	Male	Unknown Sex
American Indian or Alaska Native	606	58	0
White	351	64	1
Race Unknown	106	16	114
Black	37	7	0
Asian	31	4	0
Pacific Islander or Native Hawaiian	4	1	0
Victim Age Group	Female	Male	Unknown Sex
Age Unknown	2	0	113
Age 0-10	140	41	0
Age 11-17	411	62	2
Age 18+	582	47	0

The median age of female victims statewide was **19** years old, while the most common age was **13**.

The median and most common age of male victims statewide was **14** years old.



¹ Not all reported incidents included victim information, and some incidents involved multiple victims.

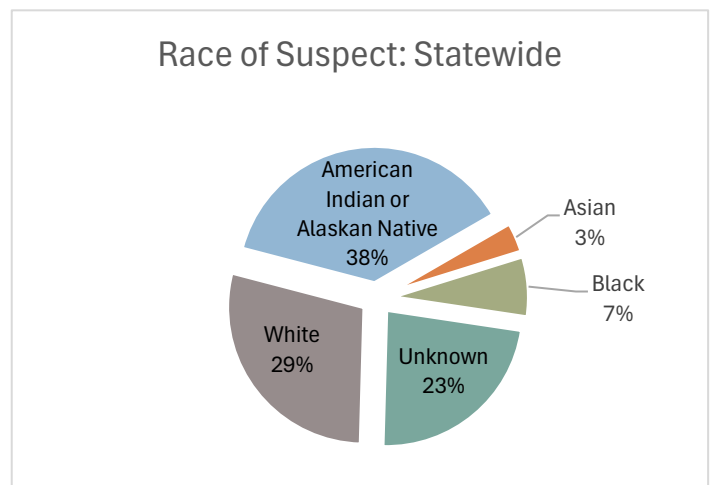
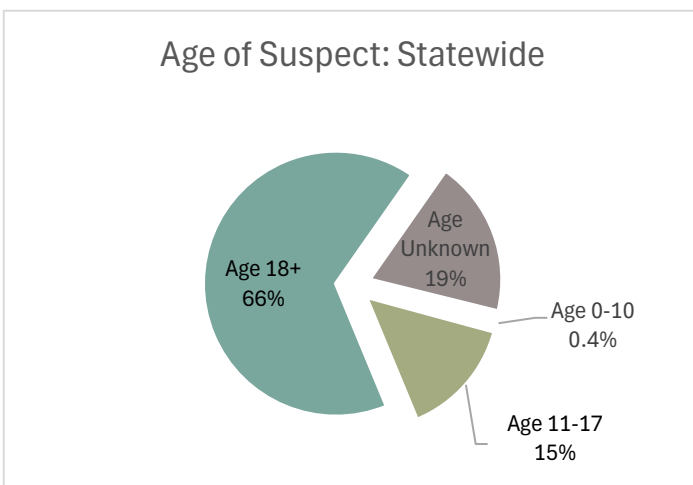
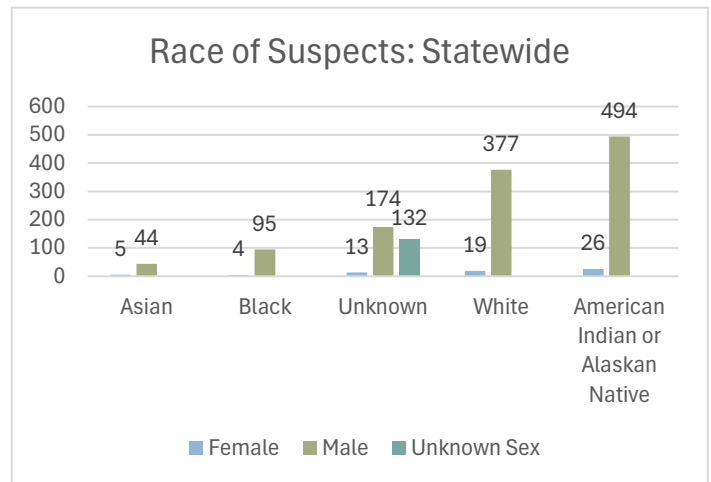
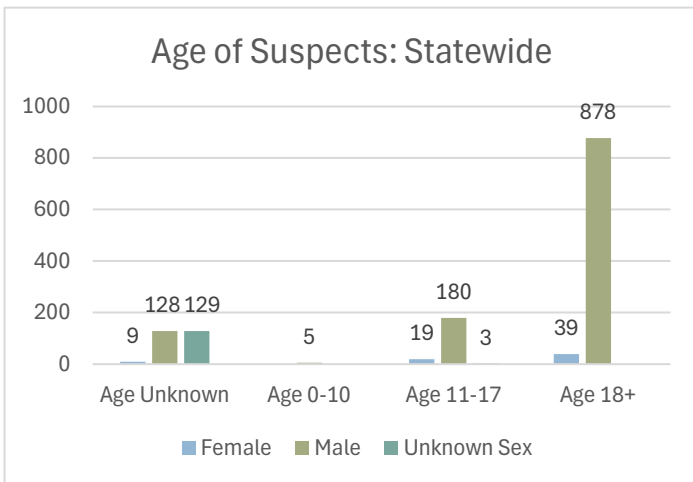
2024 SUSPECT INFORMATION

Reported Suspect Demographics¹

Suspect Race	Female	Male	Unknown Sex
American Indian or Alaska Native	26	494	0
White	19	377	0
Race Unknown	13	174	132
Black	4	95	0
Asian	5	44	0
Pacific Islander or Native Hawaiian	0	0	0
Suspect Age	Female	Male	Unknown Sex
Age Unknown	9	128	129
Age 0-10	0	5	0
Age 11-17	19	180	3
Age 18+	39	878	0

The median age of male suspects was **32** years old, while the most common age was **17**.

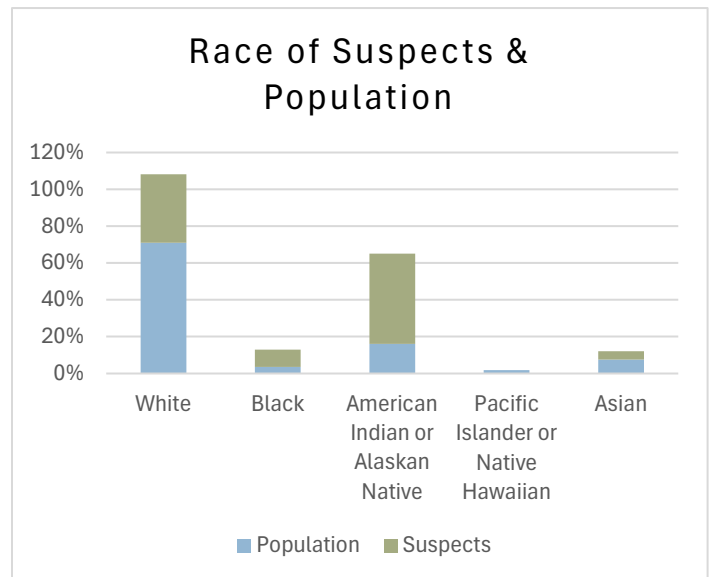
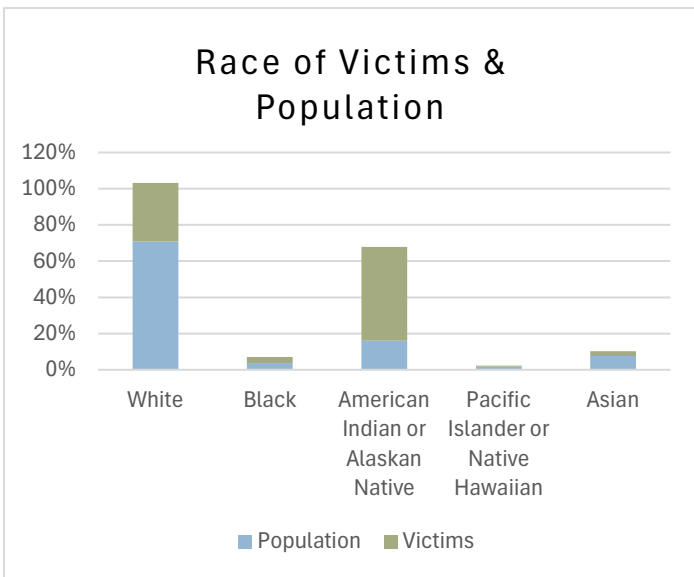
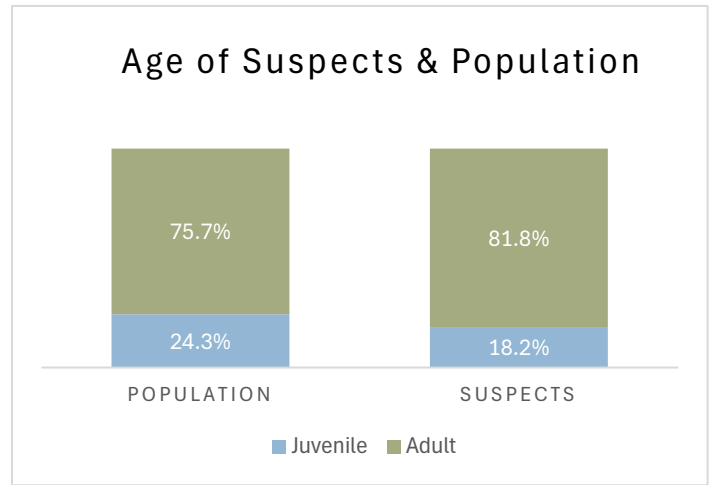
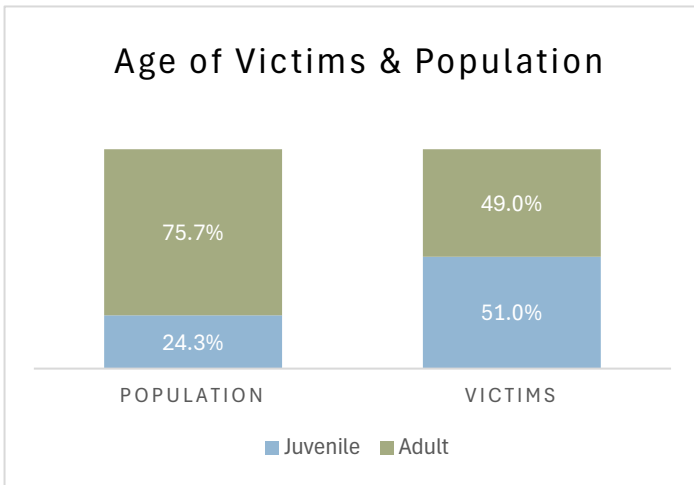
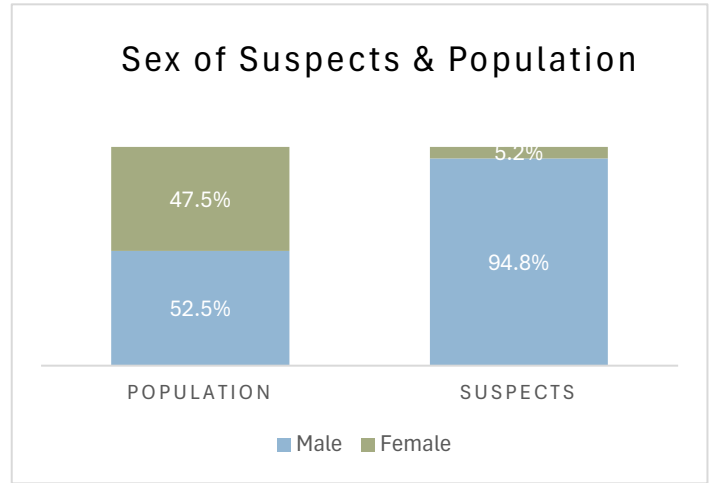
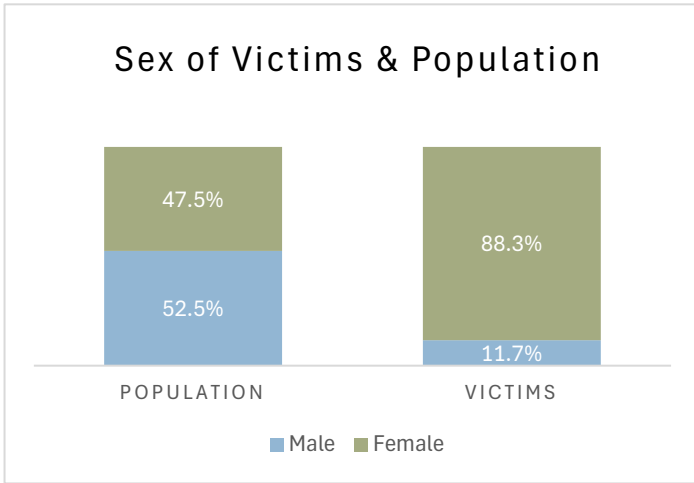
Alaska Native males comprised 48.9% and white males comprised 37.3% of reported male suspects with an identified race. 81.6% of suspects with a report age were 18 years or older.



¹ Not all reported incidents included suspect information, and some incidents involved multiple suspects.

2024 VICTIMS & SUSPECTS RELATED TO POPULATION

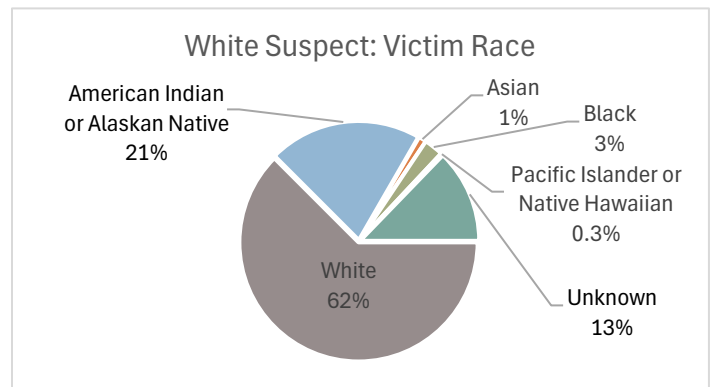
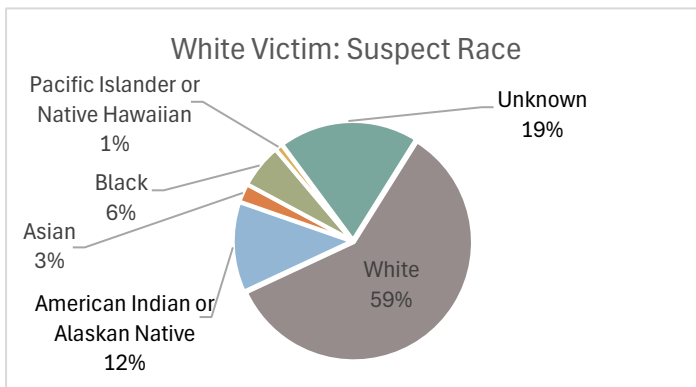
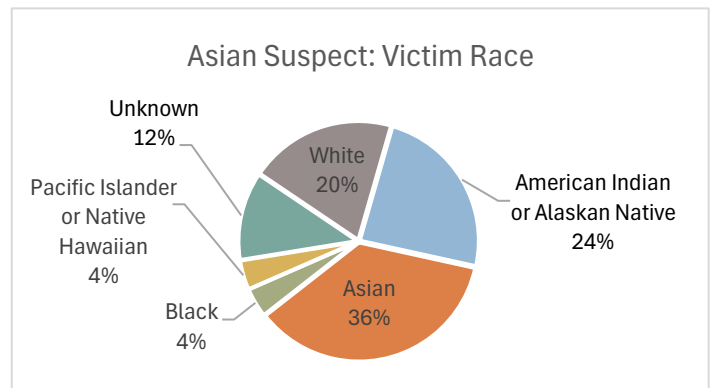
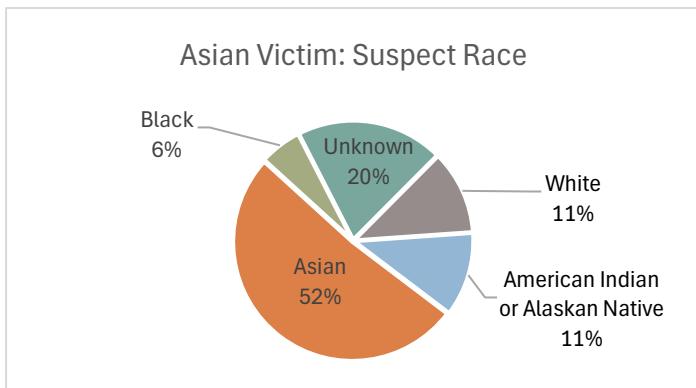
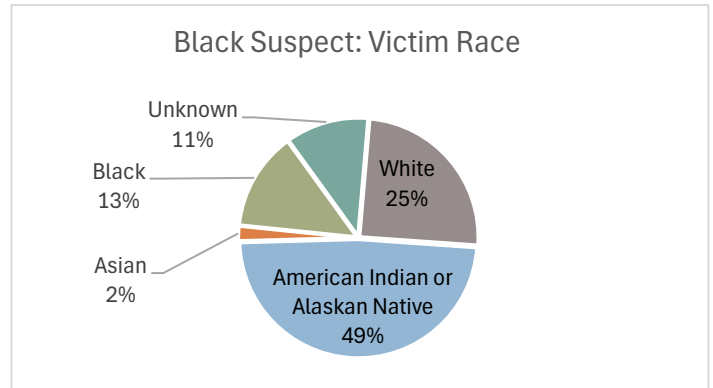
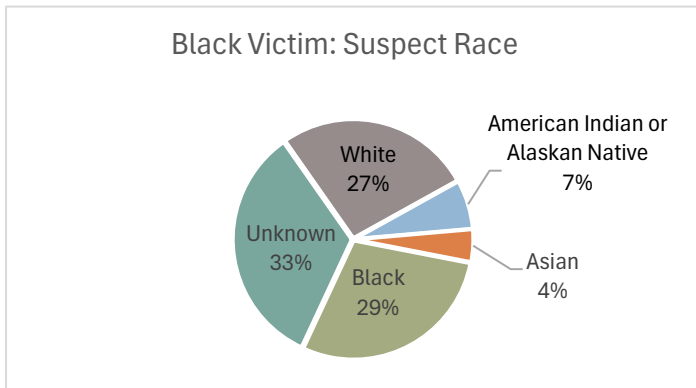
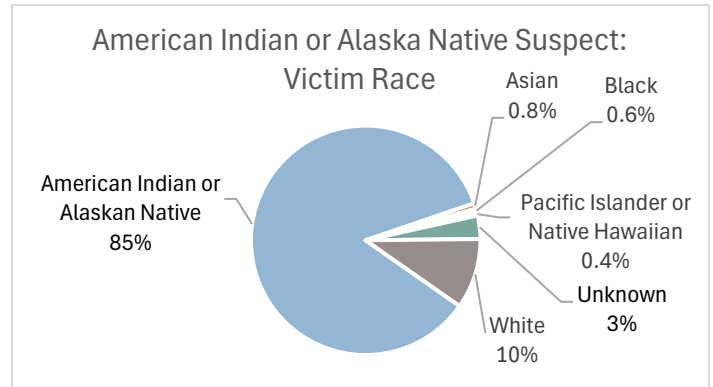
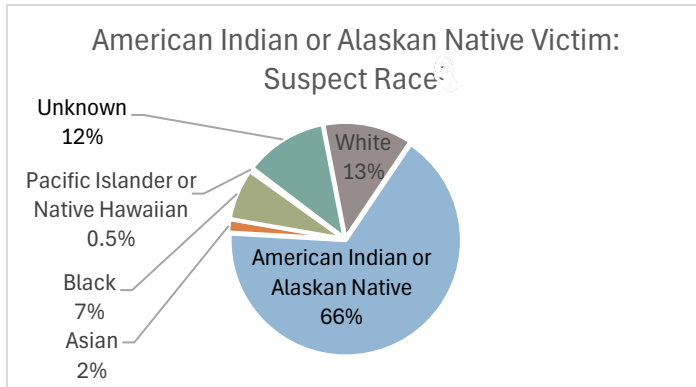
Population Comparison¹



¹ Population demographics from [U.S. Census Bureau 2023 American Community Survey 5-Year Estimates](#); Percentages of race for population does not equal 100.0% to account for multi-race individuals. The Felony Sex Offense (FSO) guidelines advises reporting agencies to report a single race code per individual.

2024 VICTIM/SUSPECT RACIAL RELATIONSHIPS

Reported Victim/Suspect Racial Comparison^{1,2}

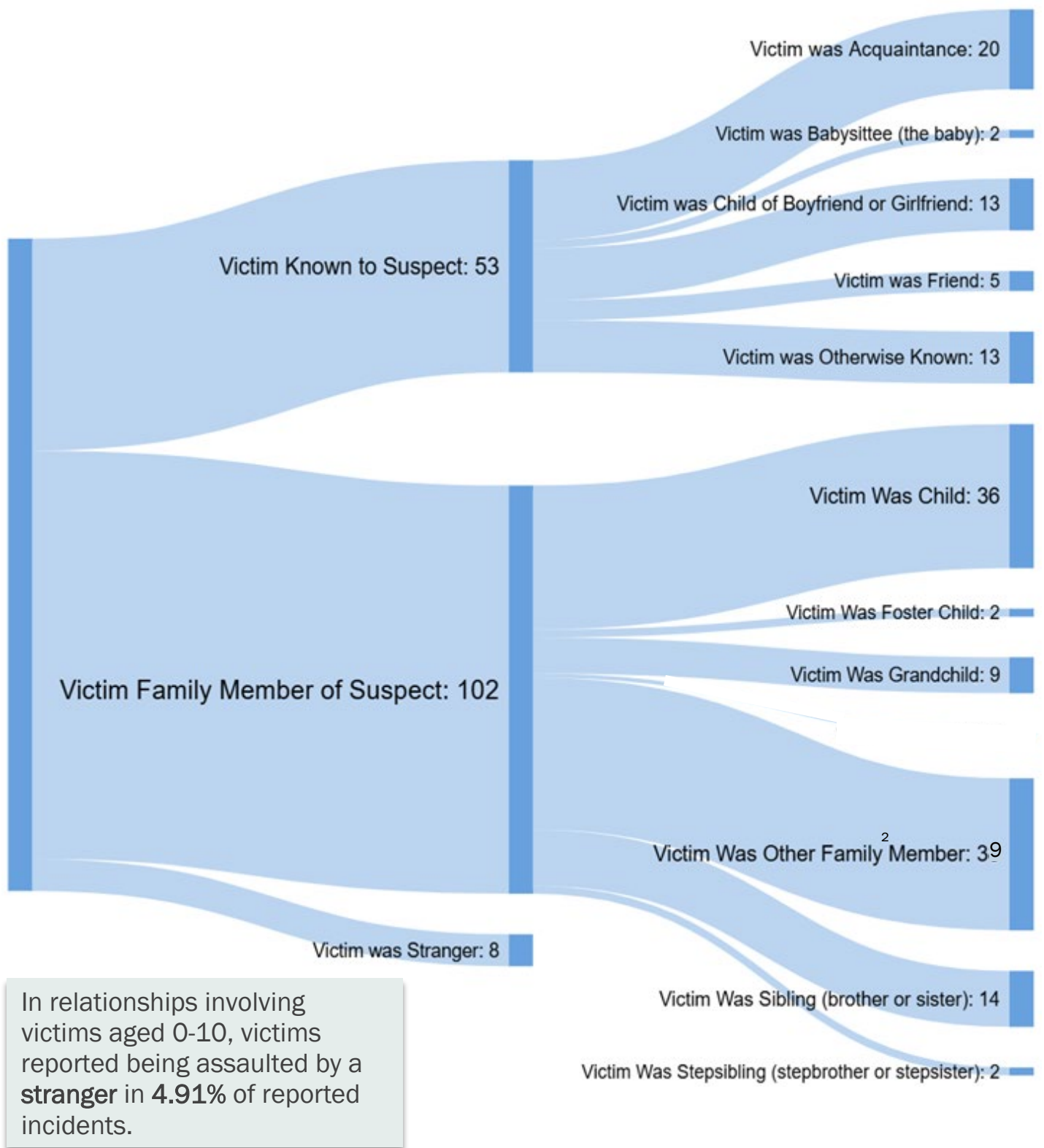


¹ Not all reported incidents included suspect or victim demographics, and some incidents included multiple suspects or victims. Race of suspect for victims with unknown race not included, and race of victims for suspect with unknown race not included.

² Graphs for Pacific Islander or Native Hawaiian are not depicted as they were statistically negligible.

2024 RELATIONSHIP OF VICTIM TO SUSPECT

Victims 0-10 Years Old¹

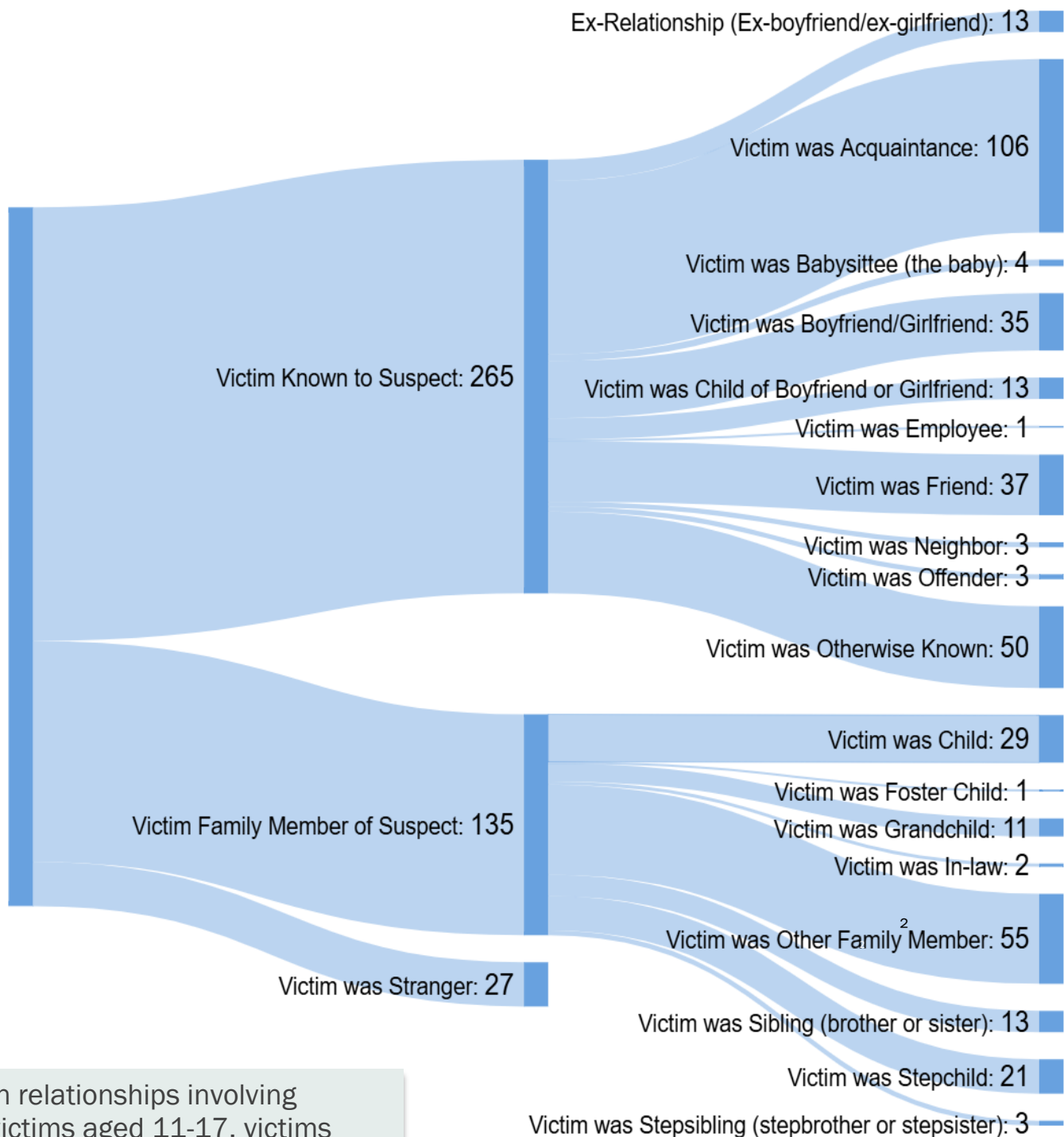


¹ Not all reported incidents included relationship data. The number of relationships will not equal the number of victims or incidents; with incidents in which multiple victims or suspects are involved, each victim-suspect pair is counted, resulting in more relationships than victims or suspects.

² For purposes of this publication, "Other Family" is defined as any familial relationship excluding a child/parent, grandchild/grandparent, stepchild/stepparent, sibling/stepsibling, spouse, or in-law

2024 RELATIONSHIP OF VICTIM TO SUSPECT

Victims 11-17 Years Old¹



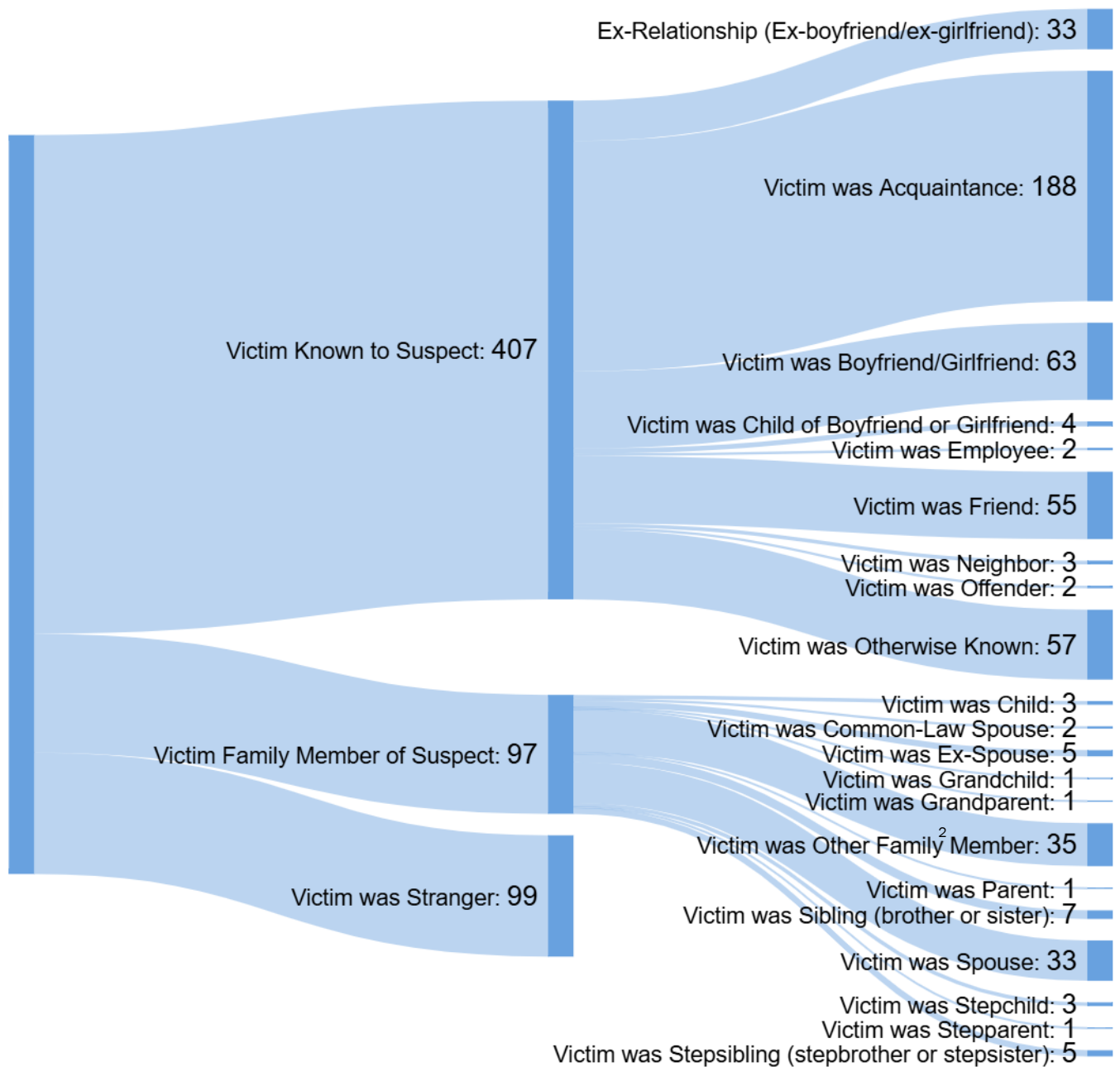
In relationships involving victims aged 11-17, victims reported being assaulted by a **stranger** in **6.32%** of reported incidents.

¹ Not all reported incidents included relationship data. The number of relationships will not equal the number of victims or incidents; with incidents in which multiple victims or suspects are involved, each victim-suspect pair is counted, resulting in more relationships than victims or suspects.

² For purposes of this publication, "Other Family" is defined as any familial relationship excluding a child/parent, grandchild/grandparent, stepchild/stepparent, sibling/stepsibling, spouse, or in-law.

2024 RELATIONSHIP OF VICTIM TO SUSPECT

Victims 18+ Years Old¹



In relationships involving victims 18 years old and above, victims reported being assaulted by a **stranger** in **16.42%** of reported incidents.

¹ Not all reported incidents included relationship data. The number of relationships will not equal the number of victims or incidents; with incidents in which multiple victims or suspects are involved, each victim-suspect pair is counted, resulting in more relationships than victims or suspects.

² For purposes of this publication, "Other Family" is defined as any familial relationship excluding a child/parent, grandchild/grandparent, stepchild/stepparent, sibling/stepsibling, spouse, or in-law.

2024 LOCATIONS AND WEAPONS

Reported Supplemental Data¹



43% of incident locations were reported as a Residence/Home

Locations	
Other/Unknown	869
Residence/Home	849
Hotel/Motel/Etc.	46
Highway/Road/Alley/Street/Sidewalk	32
Parking/Drop Lot/Garage	30
School-Elementary/Secondary	29
Field/Woods	25
Park/Playground	18
Camp/Campground	17
Jail/Prison/Penitentiary/Corrections Facility	16
Drug Store/Doctor's Office/Hospital	12
Lake/Waterway/Beach	8
Commercial/Office Building	7
School-College/University	7
Shelter-Mission/Homeless	6
Bar/Nightclub	5
Rental Storage Facility	4
Abandoned/Condemned Structure	4
Government/Public Building	3
Shopping Mall	3
Arena/Stadium/Fairgrounds/Coliseum	2
Air/Bus/Train Terminal	2
Grocery/Supermarket	2
Service/Gas Station	2
Department/Discount Store	1
Military Installation	1
Industrial Site	1
Amusement Park	1
Daycare Facility	1
Dock/Wharf/Freight/Modal Terminal	1



93% of incidents reported did not involve a weapon²

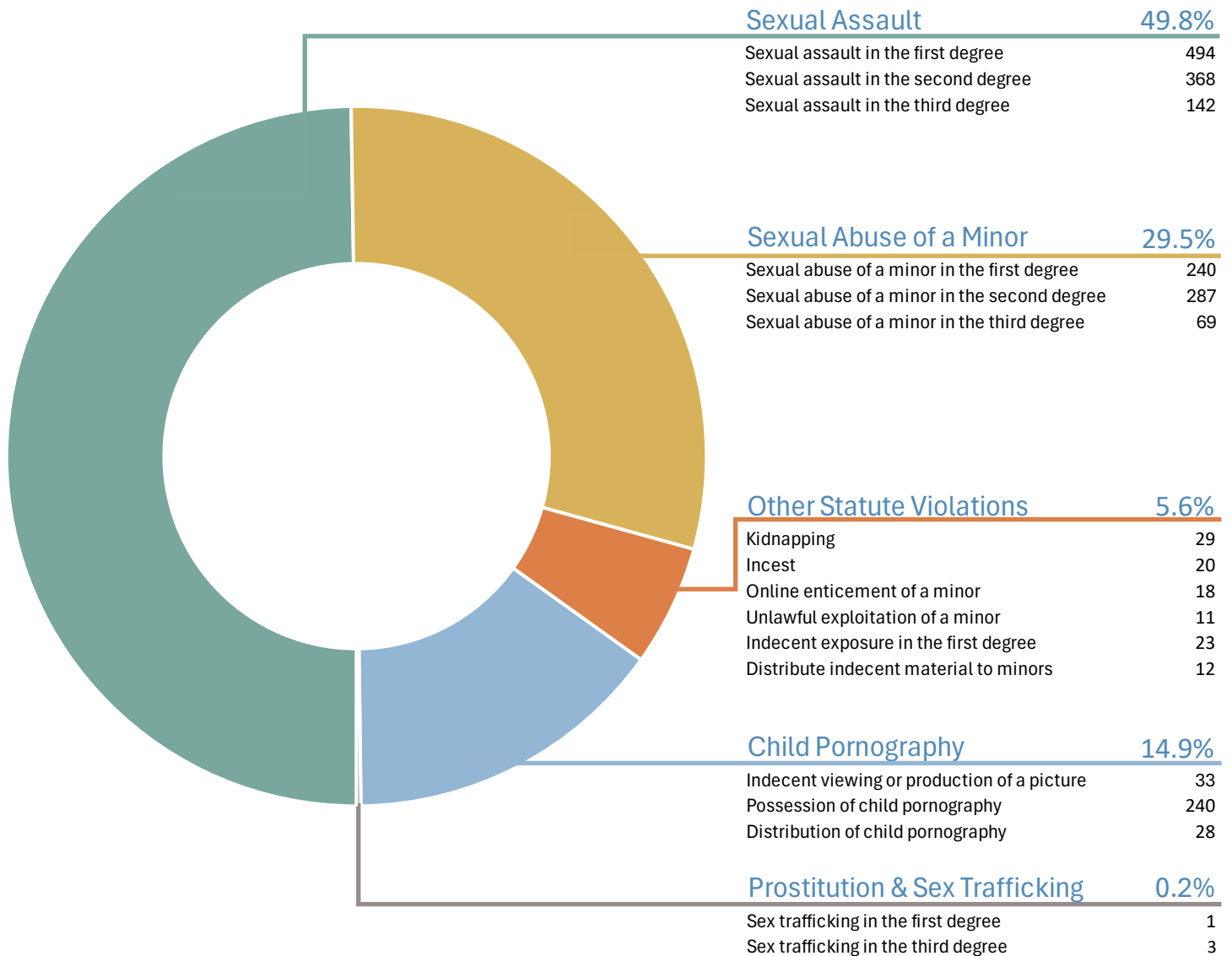
Weapons	
None	1006
Unknown	519
Personal Weapons	374
Other	47
Asphyxiation	22
Drugs/Narcotics/Sleeping Pills	16
Knife/Cutting Instrument	7
Handgun	5
Blunt Object	3
Firearm	3
Fire/Incendiary Device	1
Shotgun	1

¹ Not all reported incidents included location and/or weapon data. Location and weapon definitions can be found in the FBI's National Incident Based Reporting System [User Manual](#).

² Includes None and Personal Weapons.

2024 STATE STATUTE VIOLATIONS

Reported Statutory Offenses¹



¹ These are counts of potential statute violations reported; there is no direct relationship to victim counts, number of incidents/cases, or actual charges filed.

REFERENCES & FURTHER READING

- Alaska State Legislature, [Statutory Definition of Felony Level Sex Offenses](#)
- Alaska State Legislature, [Statutory Requirement of Reporting Uniform Crime Information](#)
- Bureau of Justice Statistics, [National Crime Victimization Survey \(NCVS\)](#)
- Federal Bureau of Investigation, [Crime in the United States Annual Reports](#)
- Federal Bureau of Investigation, [Crime Data Explorer](#)
- Federal Bureau of Investigation, [National Incident Based Reporting - The Structure of Family Violence: An Analysis of Selected Incidents](#)
- Federal Bureau of Investigation, [Sex Offenses Reported via National Incident Based Reporting System in 2013](#)
- Federal Bureau of Investigation, [Uniform Crime Reporting program's rape definition](#)
- State of Alaska Department of Public Safety, [2023 Crime in Alaska Publication](#)
- Department of Public Safety, [Sex Offender/Child Kidnapper Registry](#)
- U.S. Department of Justice, [The Dru Sjodin National Sex Offender Public Website](#)
- University of Alaska Anchorage Justice Center, [Alaska Victimization Survey \(AVS\)](#)
- Bureau of Justice Statistics: [Sexual Assaults Recorded by Law Enforcement, 2019](#)