



October 2, 2018

Re: Updates to the 2016 Crime in Alaska Report

This document has been updated to correct an error in the Crime in Alaska 2012 Aggravated Assault figures. The original document displayed 3,115 Aggravated Assaults reported to law enforcement in 2012. The corrected number is 3,146 Aggravated Assaults reported to law enforcement in 2012.

The 2012-2015 Crime in Alaska reports have been updated to reflect the corrected information. This includes an update of the Aggravated Assault offenses reported to law enforcement for 2012, an updated overall crime rate and violent crime rate for 2012, an updated Crime Index and Crime Rate change for 2012 and 2013, and an updated Crime Clock for 2012. The 2014 and 2015 reports were updated to correct the references to the incorrect 2012 aggravated assault figures.

Additionally, the original 2014, 2015, and 2016 publications listed incorrect non-reporting population figures for previous years. The corrections to the non-reporting population numbers do not impact the calculation of crime rates. The non-reporting population figures have been updated in this publication as follows:

Non Reporting Agency Population (p. 2)	
Original Figures	Amended Figures
2012: 4928	4452
2013: 4989	4402
2016: 2571	3328

Please direct any questions to the Department of Public Safety, Criminal Justice Information Services (CJIS) Program Unit at dpsapsinsecurity@alaska.gov.



CRIME IN ALASKA

2016

Prepared By: Christen L. Spears
Statewide Services Division
Criminal Records & Identification Bureau
Kathryn Monfreda, Bureau Chief

Uniform Crime
Reporting
Program
Annual Report

Contents

❖ Uniform Crime Reporting Program	1
❖ Contributing & Non Contributing Agencies	2
❖ Law Enforcement Personnel Counts	3
❖ Law Enforcement Killed in the Line of Duty	5
❖ Crime Clock	6
❖ Statewide Crime Rates and Trends 2000 - 2016.....	7
❖ Crime Index and Rate Summary 2016.....	9
❖ Murder 2016.....	12
❖ Rape 2016	16
❖ Robbery 2016.....	19
❖ Aggravated Assault 2016	22
❖ Burglary 2016.....	25
❖ Larceny/Theft 2016.....	28
❖ Motor Vehicle Theft 2016	31
❖ Arson 2016.....	34
❖ Statewide Reports.....	37
Statewide Annual 2016.....	37
Statewide January 2016.....	49
Statewide February 2016	61
Statewide March 2016.....	73
Statewide April 2016.....	85
Statewide May 2016	96
Statewide June 2016.....	108
Statewide July 2016	120
Statewide August 2016.....	131
Statewide September 2016	142
Statewide October 2016.....	153
Statewide November 2016.....	165
Statewide December 2016	176

Contents

❖ Agency Reports	37
Anchorage Airport Police 2016.....	188
Anchorage Police Department 2016	198
Alaska State Troopers 2016	210
Bristol Bay Borough Police Department 2016.....	222
Bethel Police Department 2016	231
Cordova Police Department 2016	242
Craig Police Department 2016	251
Dillingham Police Department 2016	260
Fairbanks Police Department 2016	271
Fairbanks Airport Police and Fire 2016	282
Haines Police Department 2016.....	292
Homer Police Department 2016	302
Juneau Police Department 2016	312
Kenai Police Department 2016.....	323
Ketchikan Police Department 2016.....	333
Kodiak Police Department 2016.....	343
Kotzebue Police Department 2016	353
Nome Police Department 2016.....	364
North Pole Police Department 2016	374
North Slope Borough Police Department 2016	384
Palmer Police Department 2016	395
Petersburg Police Department 2016.....	405
Seward Police Department 2016.....	416
Sitka Police Department 2016.....	427
Skagway Police Department 2016.....	437
Soldotna Police Department 2016	444
University of Alaska Anchorage Police Department 2016	455
University of Alaska Fairbanks Police Department 2016	466
Unalaska Police Department 2016	475
Valdez Police Department 2016	485
Wasilla Police Department 2016	496
Wrangell Police Department 2016.....	507
❖ Appendix.....	516
Offenses in Uniform Crime Reporting	

Uniform Crime Reporting Program

Introduction

The Uniform Crime Reporting (UCR) Program is a nationwide cooperative effort by city, state, and county law enforcement agencies to report data on crimes reported in their jurisdiction. In 1930, the FBI assumed administrative responsibility for the Uniform Crime Reporting (UCR) Program. The International Association of Chiefs of Police (IACP) developed this methodology for crime reporting in response to the need for national crime statistics. The data provides the information necessary to gain a basic understanding of the nature and scope of the nation's crime problem.

The submission of data regarding crimes committed within the agency's jurisdiction is required by Alaska Statute (AS) 12.62.130. Since June of 1982, the Department of Public Safety (DPS) has administered the UCR Program for the State of Alaska. The Criminal Records and Identification Bureau, located within the Division of Statewide Services, is responsible for collecting, tabulating, reporting, and publishing the UCR data provided by state and local law enforcement agencies. The submitting agencies retain responsibility for the accuracy of their data, and DPS conducts biennial audits with each agency to ensure data is collected and reported in accordance with the national UCR program guidelines.

The Federal Bureau of Investigation (FBI) identified ten offense categories, selected because of their seriousness and frequency, as crime index offenses. These ten offenses are referred to as Part I offenses by the FBI. The UCR Program collects and reports all Part I offenses that become known to law enforcement, whether or not they involve arrests. Offenses which do not fit into the Part I offense classification are considered Part II offenses. The UCR Program only collects arrest data for Part II offenses in addition to the Part I offense and arrest data.

Part I offenses contain both violent crimes (crimes against people) and property crimes. The FBI's crime index includes murder, rape, robbery, aggravated assault, and human trafficking in the violent crime category and, burglary, larceny-theft, motor vehicle theft, and arson in the property crime category. While the FBI generally classifies robbery as property crime, due to the violent nature of this offense it is included in the violent crime calculations.

In 2016, 32 agencies reported crime data to DPS. All thirty-two agencies provided twelve months of crime data to the department. These agencies represent 99.6 percent of the state's population. Monthly crime statistics are forwarded to the FBI for inclusion in its annual Crime in the United States publication, and are used to compile the annual Crime in Alaska publication. This document is a major resource for measuring the trend and distribution of crime in Alaska.

Violent Crime

- Murder
- Rape
- Robbery
- Assault
- Human Trafficking

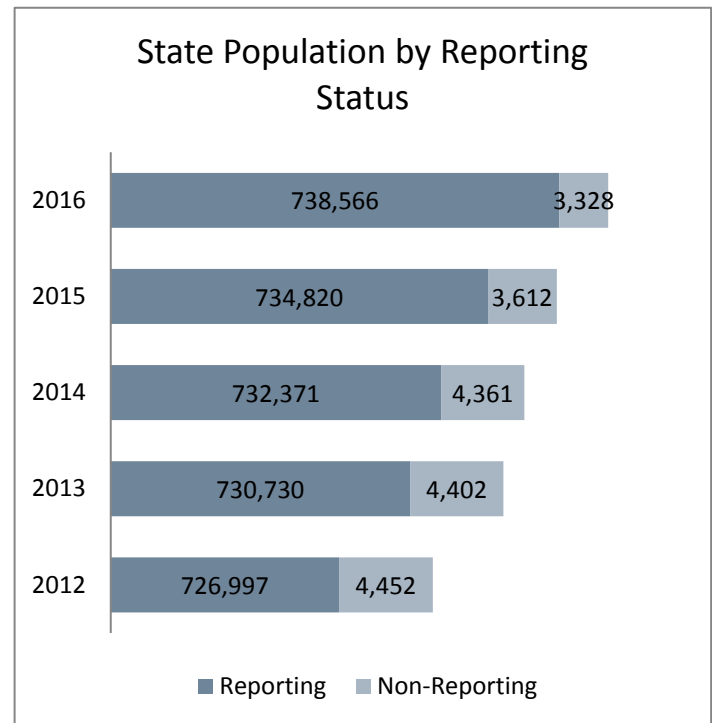
Property Crime

- Burglary
- Larceny
- Vehicle Theft
- Arson

Contributing & Non Contributing Agencies

2016 Contributing Agencies	
Alaska Department of Public Safety	1976 – 2016
Anchorage Airport Police & Fire	1989 – 2016
Anchorage Police Department	1976 – 2016
Bethel Police Department	1987 – 1995 1999 – 2016
Bristol Bay Borough Police Department	1985 – 2016
Cordova Police Department	1978 – 1997 1999 – 2016
Dillingham Police Department	1981 – 1987 1994 – 2016
Fairbanks Airport Police & Fire	1998 – 2016
Fairbanks Police Department	1976 – 2016
Haines Police Department	1985 – 2016
Homer Police Department	1976 – 2016
Juneau Police Department	1976 – 1994 2002 - 2016
Kenai Police Department	1976 – 2016
Ketchikan Police Department	1976 – 1987 1989 – 2016
Kodiak Police Department	1980 – 2016
Kotzebue Police Department	1980 – 1983 2000 – 2001 2004 – 2006 2008 – 2016
North Pole Police Department	1978 – 2016
North Slope Borough Police Department	1977 – 1996 1999 – 2016
Nome Police Department	1978 – 1991 2009 - 2016
Palmer Police Department	1977 – 2016
Petersburg Police Department	1976 – 2016
Seward Police Department	1978 – 2016
Sitka Police Department	1976 – 1988 2000 - 2016
Skagway Police Department	1977 – 1997 2000 – 2016
Soldotna Police Department	1977 – 2016
Unalaska Police Department	1980 – 1981 1983 – 1983 2000 - 2016
University of Alaska Anchorage	1993 – 2016
University of Alaska Fairbanks	1993 – 2016
Valdez Police Department	1976 – 1983 1999 – 2002 2008 – 2016
Wasilla Police Department	1993 – 2005 2007 – 2016
Wrangell Police Department	1976 – 2016

Non-Contributing Municipal Agencies ¹
Alcohol Beverage Control Board
Galena Police Department
Hoonah Police Department
Hooper Bay Police Department
Houston Police Department
Kake Police Department
Ketchikan Airport Police
King Cove Police Department
Klawock Department of Public Safety
Metlakatla Police Department
Nenana Department of Public Safety
Saint Paul Police Department
Sand Point Department of Public Safety
Seldovia Police Department
Tanana Department of Public Safety
Togiak Police Department
Unalakleet Department of Public Safety
Whittier Police Department
Yakutat Police Department

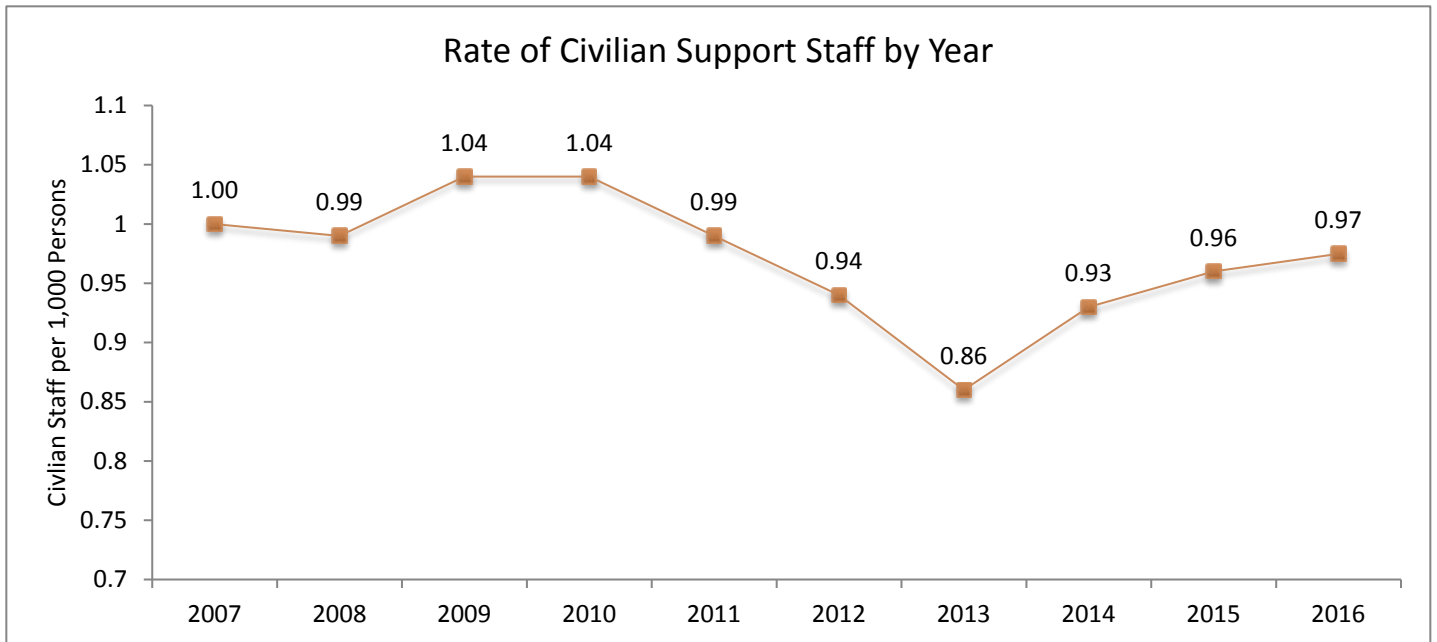
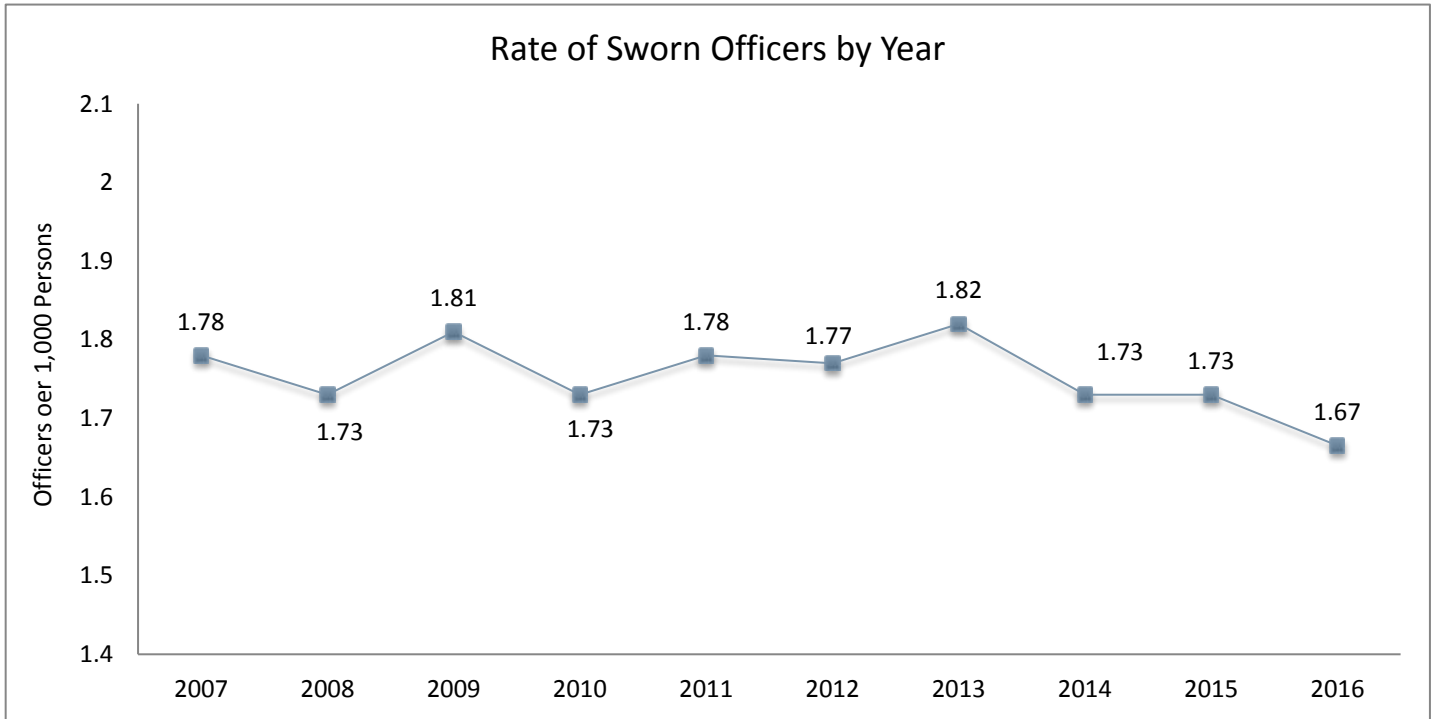


¹Non-contributing agencies are defined as those law enforcement agencies listed in the current year (2016) Journal of the Alaska Peace Officers and Associates, current members of the Alaska Police Standards Council, and/or those agencies that have previously contributed their Uniform Crime Reporting (UCR) statistics.

Law Enforcement Personnel Counts 2016

AGENCY	Full time Law Enforcement Officers		Full-Time Civilian Employees		Total
	Male	Female	Male	Female	
Alaska State Troopers	350	18	100	141	609
Anchorage Airport Police	50	4	4	9	67
Anchorage Police Department	301	55	34	107	497
Bethel Police Department	8	1	3	7	19
Bristol Bay Borough Police Department	4	0	0	6	10
Cordova Police Department	6	0	4	1	11
Craig Police Department	5	0	1	5	11
Dillingham Police Department	7	0	8	4	19
Fairbanks Airport Police and Fire	22	3	1	7	33
Fairbanks Police Department	36	1	0	6	43
Fort Yukon Police Department	3	0	0	0	3
Haines Police Department	4	0	1	4	9
Homer Police Department	11	0	5	6	22
Hoonah Police Department	4	0	1	3	8
Juneau Police Department	45	5	7	25	82
Kenai Police Department	14	3	4	5	26
Ketchikan Police Department	19	1	2	10	32
King Cove Police Department	4	0	0	0	4
Klawock Police Department	4	0	0	0	4
Kodiak Police Department	16	2	10	11	39
Kotzebue Police Department	10	1	7	1	19
Nome Police Department	8	0	2	5	15
North Pole Police Department	12	1	0	1	14
North Slope Borough Police Department	44	3	12	15	74
Palmer Police Department	12	1	1	14	28
Petersburg Police Department	7	0	0	4	11
Sand Point Police Department	4	0	0	1	5
Seward Police Department	8	1	9	5	23
Sitka Police Department	12	1	7	7	27
Skagway Police Department	4	0	3	4	11
Soldotna Police Department	13	0	0	2	15
St. Paul Police Department	2	2	1	5	10
Unalaska Police Department	10	2	11	5	28
University of Alaska Anchorage Police	9	2	5	1	17
University of Alaska Fairbanks Police	5	1	2	4	12
Valdez Police Department	10	0	3	6	19
Wasilla Police Department	23	2	6	21	52
Whittier Police Department	4	0	0	0	4
Wrangell Police Department	6	0	0	7	13
Yakutat Police Department	4	0	0	1	5
	1120	110	254	466	1950

Law Enforcement Personnel Counts by Year

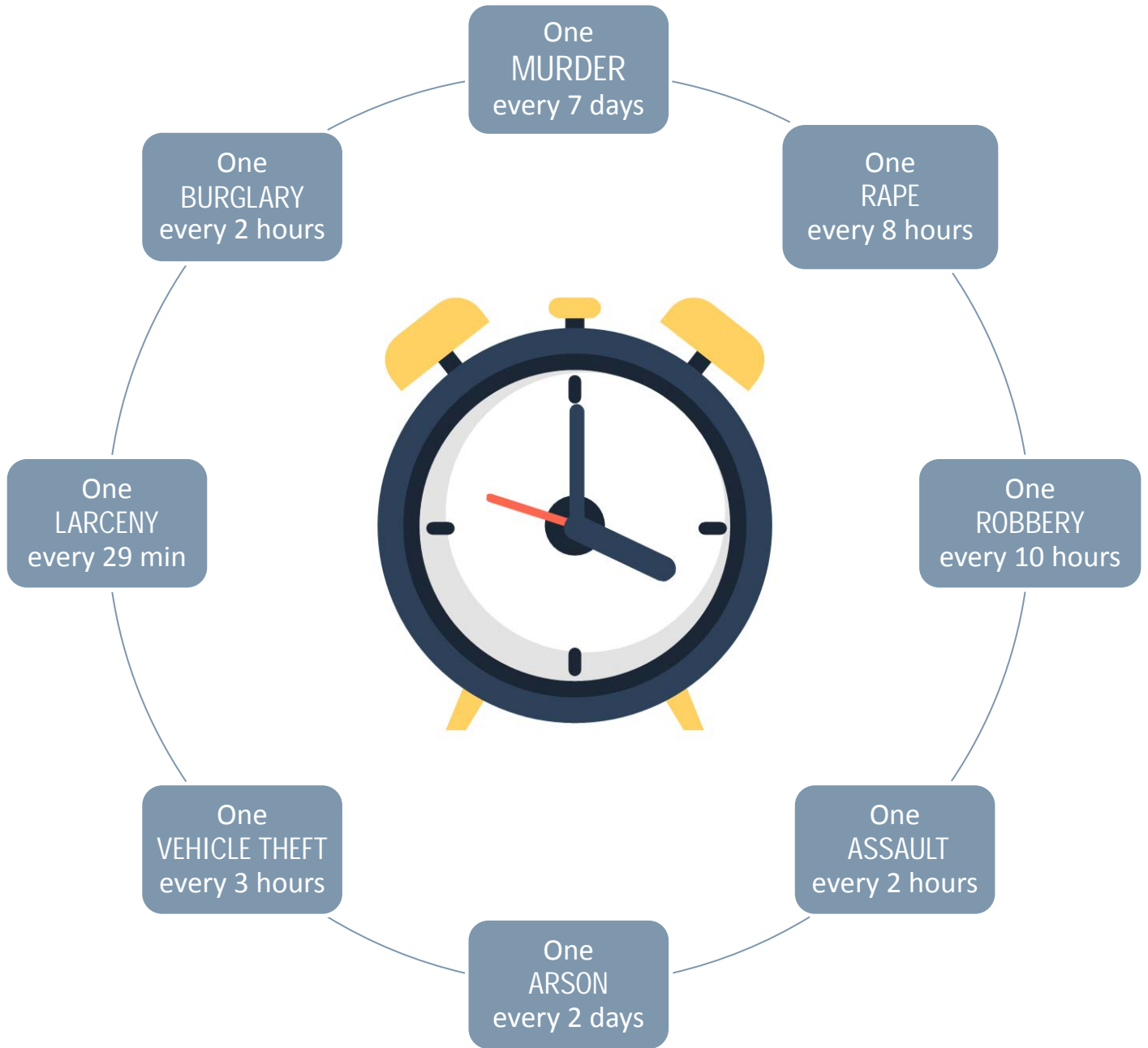


Law Enforcement Officers Killed in the Line of Duty

Honoring Alaska's fallen law enforcement heroes; these officers made the ultimate sacrifice in the line of duty.

Fallen Officer	Agency	End of Watch
Doris W. Barber	Sitka Police Dept.	July 28, 1960
Gary G. Wohfeil	Alaska Dept. of Fish & Game	March 5, 1964
Leroy G. Bohuslov	Alaska Dept. of Fish & Game	March 5, 1964
Donald T. Dull	Juneau Police Dept.	October 19, 1964
Kenneth G. Nauska	Craig Police Dept.	January 30, 1966
Benjamin F. Strong	Anchorage Police Dept.	January 4, 1968
William G. Pfalmer, Jr	Anchorage Police Dept.	December 26, 1970
Thomas C. Dillon	Bethel Police Dept.	November 19, 1972
Dennis F. Cronin	Alaska State Troopers	February 18, 1974
Earl R. Hoggard	Ketchikan Police Dept.	March 30, 1974
Larry R. Carr	Alaska State Troopers	December 11, 1974
Frank S. Rodman	Alaska State Troopers	December 11, 1974
Jonathon P. Flora	Anchorage Police Dept.	September 8, 1975
Richard J. Adair	Juneau Police Dept.	April 17, 1979
Jimmy E. Kennedy	Juneau Police Dept.	April 17, 1979
Harry E. Kier	Anchorage Police Dept.	October 28, 1980
Roland E. Chevalier, Jr.	Alaska State Troopers	April 4, 1982
John D. Stimson	AST – Fish & Wildlife Protection	January 14, 1983
Gordon B. Bartel	Kodiak Police Dept.	January 15, 1983
Troy L. Duncan	Alaska State Troopers	May 19, 1984
David C. Harris	Ft. Rich. Military Police	July 23, 1984
Ignatius J. Charlie	Alakanuk Police Dept.	May 10, 1985
Harry B. Hanson, Jr.	Anchorage Police Dept.	July 17, 1986
Ronald E. Zimin	Village Public Safety Officers	October 22, 1986
Louie G. Mizelle	Anchorage Police Dept.	June 5, 1989
Anthony C. Jones	Dillingham Police Dept.	February 12, 1992
Karl W. Reishus	Juneau Police Dept.	May 4, 1992
C. E. Swackhammer	Alaska Dept. of Public Safety	October 11, 1994
Robert L. Bittick	Alaska State Troopers	October 11, 1994
Dan R. Seely	Anchorage Police Dept.	October 26, 1996
Bruce A. Heck	Alaska State Troopers	January 10, 1997
John K. Lamm	Fairbanks Police Dept.	January 1, 1998
David C. Churchill	AST – Fish & Wildlife Protection	September 16, 1998
James A. Rowland, Jr.	Palmer Police Dept.	May 15, 1999
James A. Moen	AST – Fish & Wildlife Protection	June 25, 2001
Justin T. Wollam	Anchorage Police Dept.	July 9, 2001
Hans-Peter L. Roelle	Alaska State Troopers	November 24, 2001
James C. Hesterberg	Alaska Dept. of Corrections	November 19, 2002
Thomas P. O'Hara	National Park Service	December 19, 2002
John P. Watson	Kenai Police Dept.	December 25, 2003
Anthony M. Wallace	Hoonah Police Dept.	August 28, 2010
Matthew D. Tokuoka	Hoonah Police Dept.	August 28, 2010
Thomas O. Madole	Village Public Safety Officers	March 19, 2013
Tage B. Toll	Alaska State Troopers	March 30, 2013
P. Scott Johnson	Alaska State Troopers	May 1, 2014
Gabriel L. Rich	Alaska State Troopers	May 1, 2014
Allen Brandt	Fairbanks Police Department	October 28, 2016

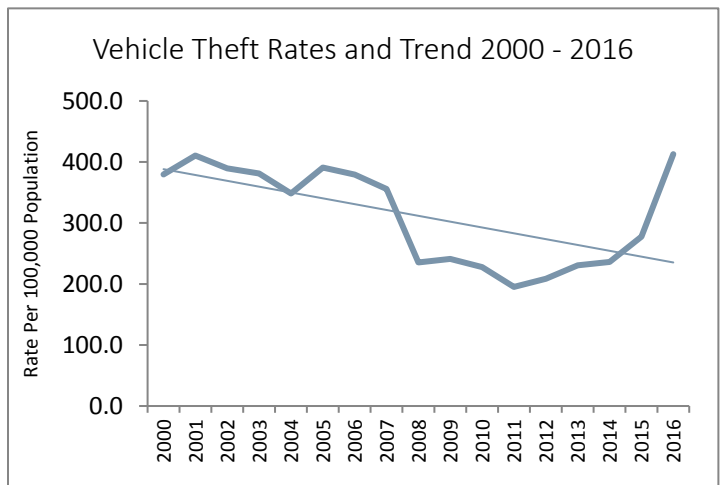
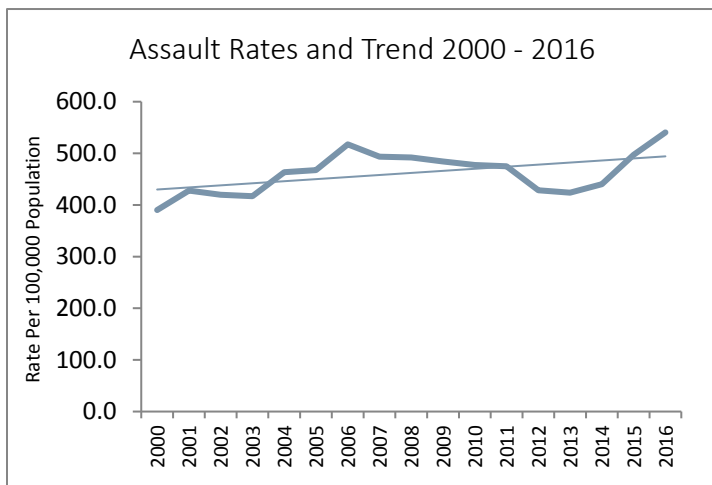
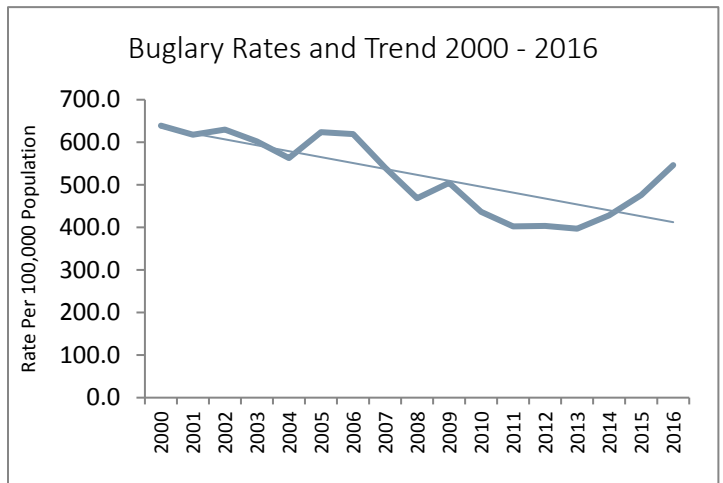
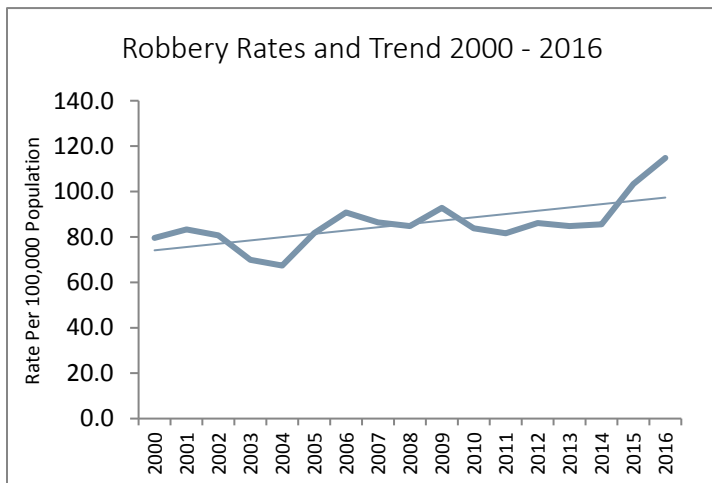
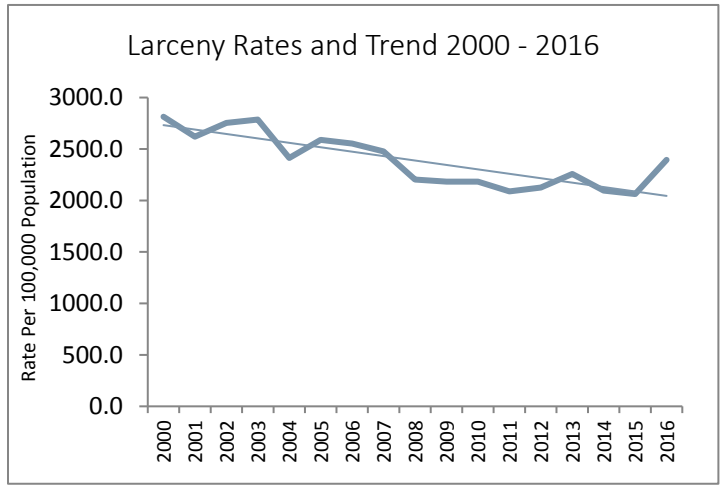
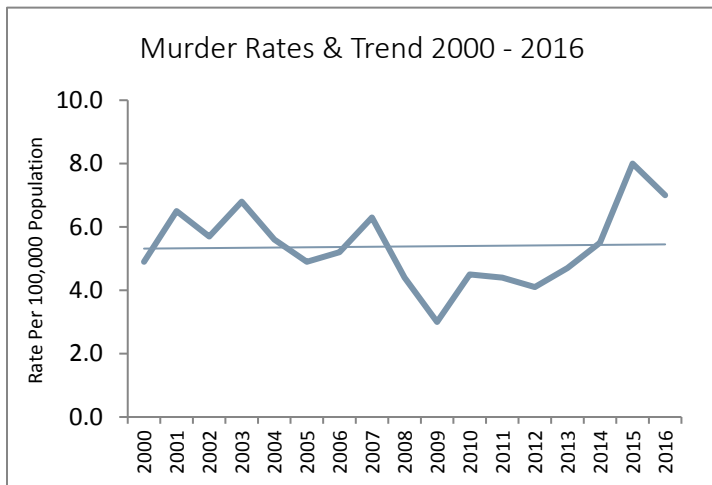
2016 Alaska Crime Clock



The Crime Clock should be viewed with care. Being the most aggregate representation of UCR data, it is designed to convey the annual reported crime experience by showing the relative frequency of occurrence of the Index Offenses. This mode of display should not be taken to imply regularity in the commission of the Crime Index Offenses; rather, it represents the annual ratio of crime to fixed time intervals.

Crime Rates and Trends 2000 – 2016

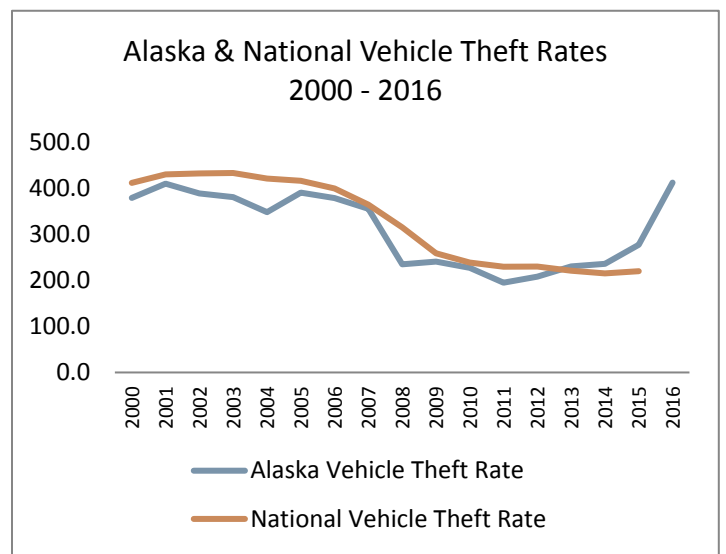
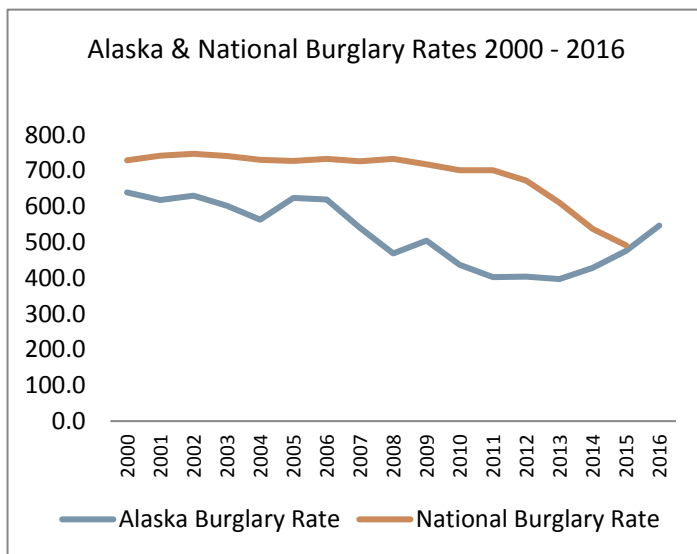
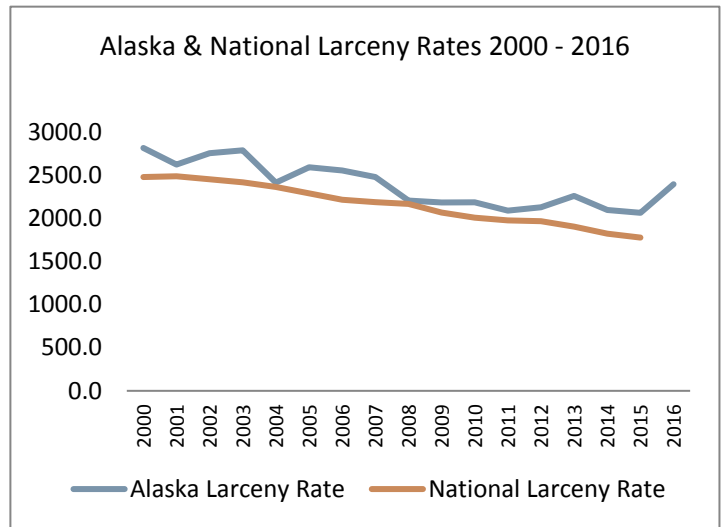
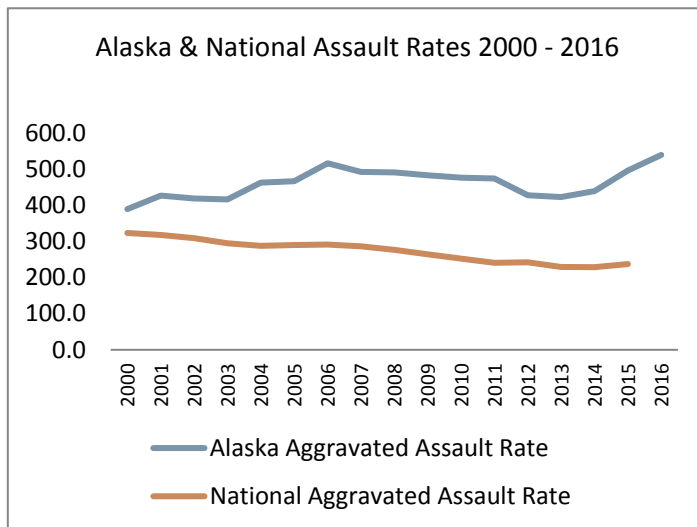
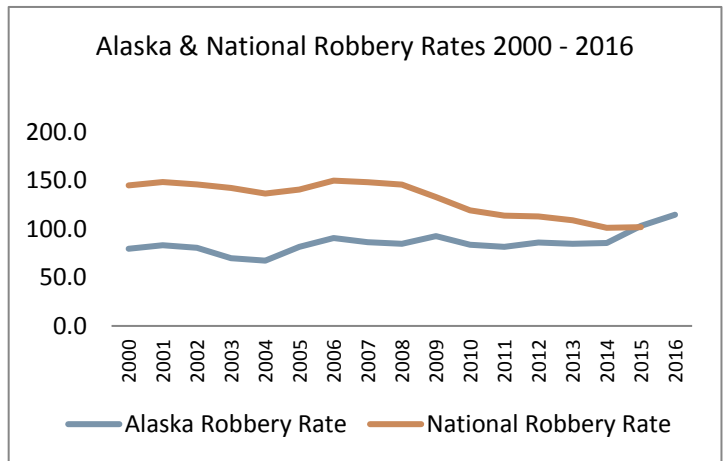
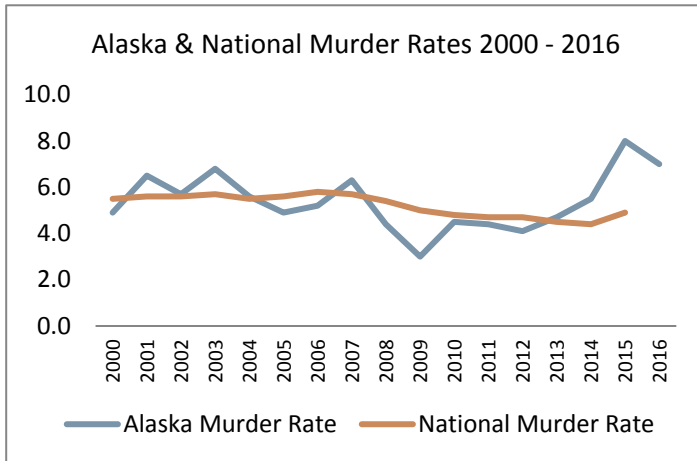
Alaska Crime Rates and Trends¹



¹ Crime rate taken from Crime in Alaska reports 2000-2016

Crime Rates and Trends 2000 – 2016

Alaska¹ and National² Crime Rates



¹ Alaska rates taken from Crime in Alaska reports 2000-2016

² National crime rate from FBI's [Crime in the United States by Volume and Rate](#). National data for 2016 was not available at the time of this publication

2016 CRIME RATE AND INDEX

Definition

The crime index is composed of selected offenses used to gauge fluctuations in the overall volume and rate of crime reported to law enforcement. The offenses included are violent crimes of murder and non-negligent manslaughter, rape, robbery, aggravated assault, and property crimes of burglary, larceny-theft, motor vehicle theft, and arson. Crime in Alaska defines all violent crime as involving force or threat of force whereas the objective of property crime is the taking of money or property without force or threat of force against the victim.

Summary

The calculations represented in Crime in Alaska are made utilizing the index offense totals for the current and previous year as well as population estimates provided by the FBI. Offense totals include all thirty-two reporting agencies. In 2016, the percentage of the population represented by reporting agencies increased slightly to 99.6%. The overall violent crime and the overall property crime index totals increased in 2016. The crime rate, which relates the incidence of crime to population, experienced similar fluctuations as the index totals. All facts are important to consider when reviewing the fluctuations in the crime index and rate variances between 2015 and 2016. Caution should be exercised when comparing data from year to year and making conclusions.

Crime Index Summary 2012 - 2016

Offense	2012	2013	2014	2015	2016
Murder	30	34	40	59	52
Rape	576	919 ¹	764	895	1049
Robbery	626	620	627	759	848
Aggravated Assault	3,146	3,096	3,224	3,654	3,992
Burglary	2,934	2,901	3,136	3,498	4,036
Larceny/Theft	15,454	16,498	15,350	15,156	17,683
Motor Vehicle Theft	1,516	1,686	1,730	2,040	3,049
Arson	187	167	145	182	144

The **crime index** is used to gauge fluctuations in the aggregate number of offenses reported to law enforcement.

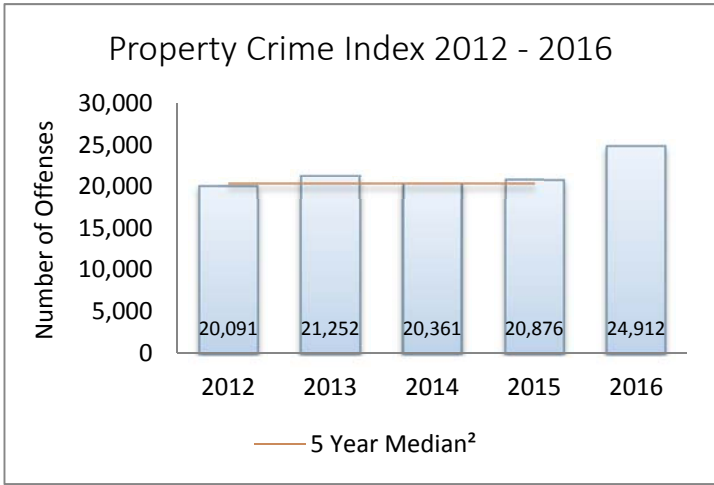
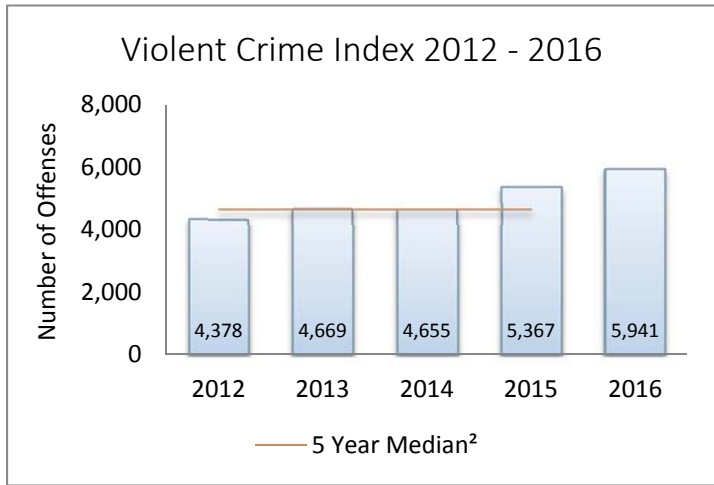
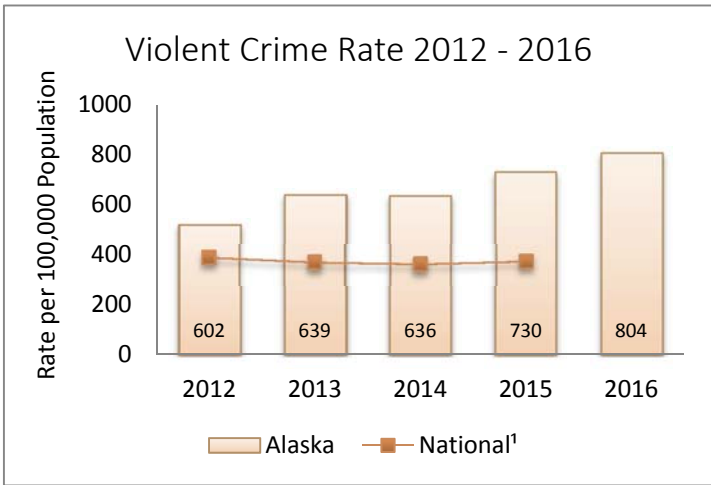
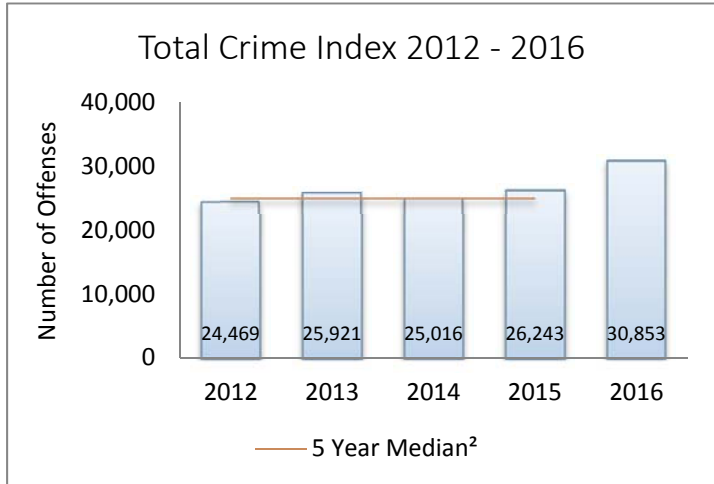
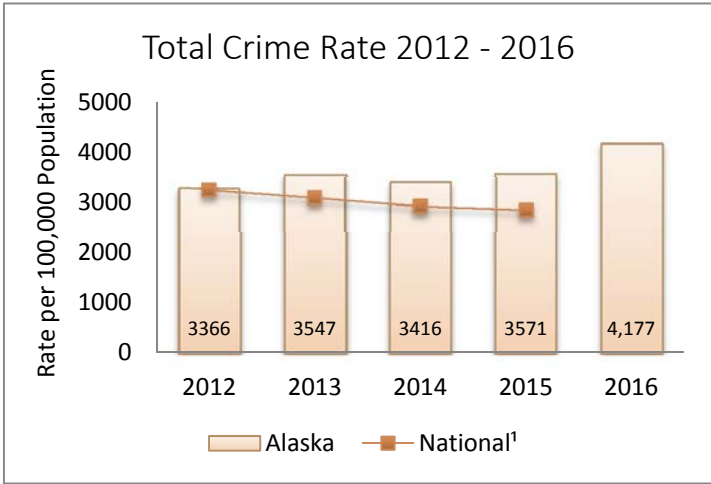
Crime Rate Summary 2012 – 2016

Offense	2012	2013	2014	2015	2016
Murder	4.1	4.7	5.5	8.0	7.0
Rape	n/a ²	125.8	104.3	121.8	142.0
Robbery	86.1	84.8	85.6	103.3	114.8
Aggravated Assault	432.7	423.7	440.2	497.3	540.5
Burglary	403.6	397.0	428.2	476.0	546.5
Larceny/Theft	2,125.7	2,257.7	2,095.9	2,062.5	2,394.2
Motor Vehicle Theft	208.5	230.7	236.2	277.6	412.8
Arson	25.7	22.9	19.8	24.8	19.5

The **crime rate** compares the incidence of offenses in relation to the total reporting agency population. It is defined as the number of offenses per 100,000 population.

¹ Due to revised rape definition implemented in 2013, the increased rate in 2013 and following years should be noted with an acknowledgement of that difference.

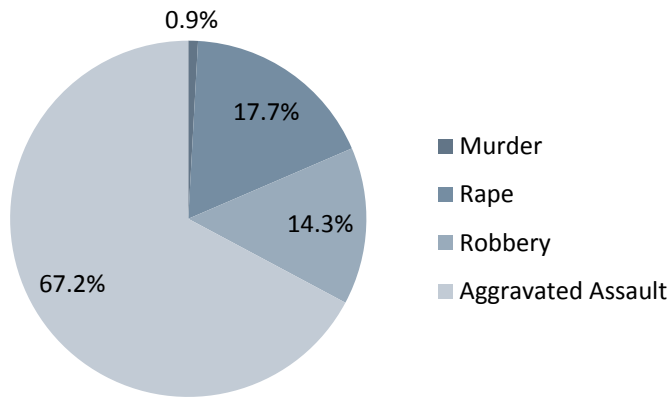
² The rape definition prior to 2013 was limited to female population numbers only; a statewide crime rate cannot be calculated.



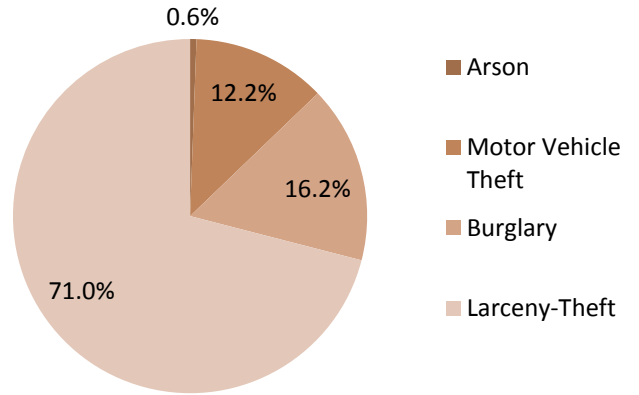
¹ National crime rate from FBI's [Crime in the United States by Volume and Rate](#). National data for 2016 was not available at the time of this publication.

² Five Year median calculated from Crime in Alaska reports per year 2011-2015.

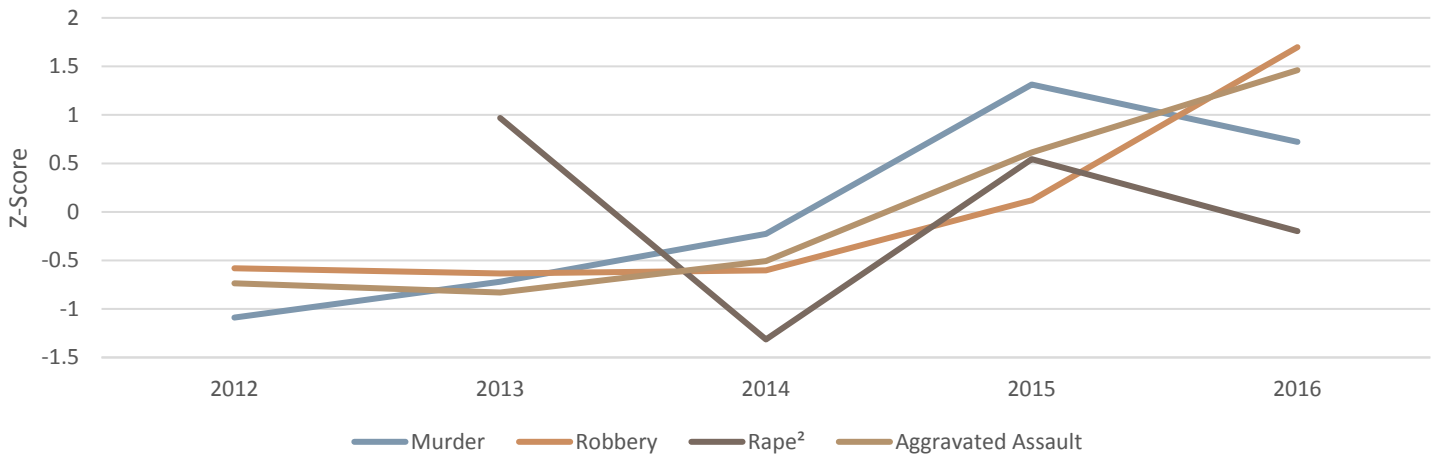
Violent Crime Distribution 2016¹



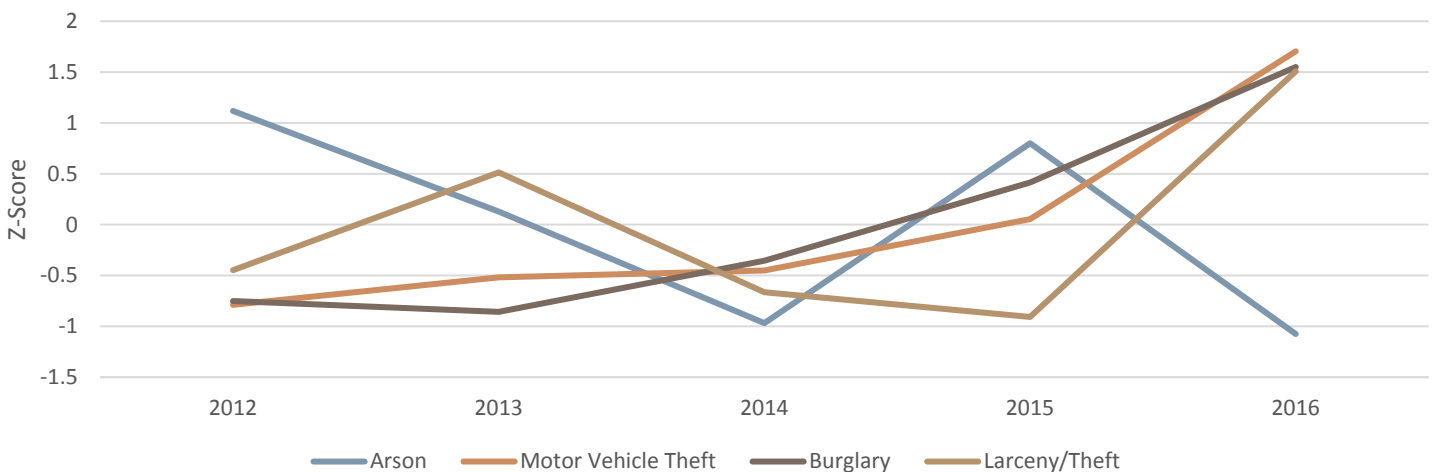
Property Crime Distribution 2016



Violent Crime Rate 2012 - 2016



Property Crime Rate 2012 - 2016



¹ Graphs may not total 100.0% due to rounding.

² The rape definition prior to 2013 was limited to female population numbers only; a statewide crime rate cannot be calculated

2016 Murder and Non Negligent Manslaughter

Definition

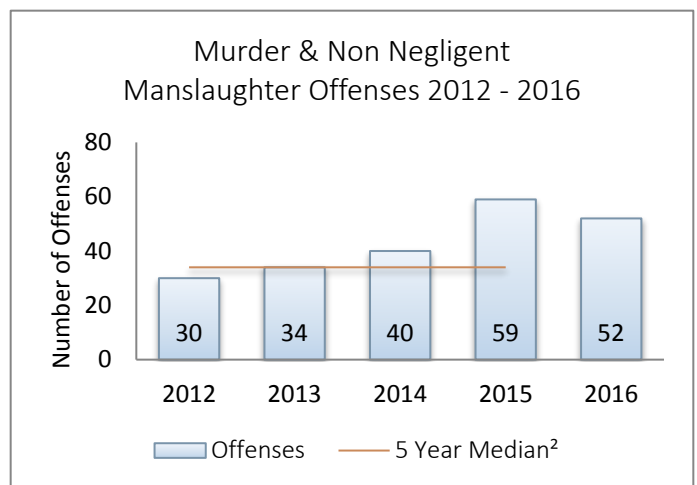
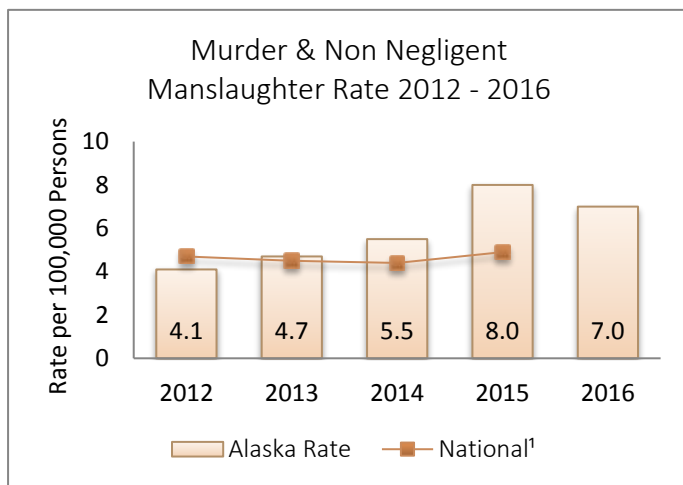
The National Uniform Crime Reporting (UCR) Program defines murder and non negligent manslaughter as the willful (non-negligent) killing of one human being by another. The classification of this offense is based solely on police investigation as opposed to the determination of a court, medical examiner, coroner, jury, or other judicial body. The UCR Program does not include the following situations in this offense classification: deaths caused by negligence, suicide, or accident; justifiable homicides; and attempts to murder or assaults to murder, which are scored as aggravated assaults.

Summary

A total of 52 murders were reported in 2016. This represents 0.9 % of the violent crimes and 0.2 % of the total crime index offenses. The number of murders decreased 11.9 % between 2015 and 2016, while the murder rate decreased 12.3%. Of the offenders, 16.1% were juveniles, 73.2 % were aged eighteen and over, and the remaining 10.7 % were unknown offenders. 7.7% of the victims were juveniles. While only 3.6% of the offenders were female, 42.3% of the victims were female. Of the 52 murders recorded, 82% involved a firearm.

Year	Offenses	Index Change	Rate Change
2012	30	-3.2%	-4.7%
2013	34	13.3%	14.6%
2014	40	17.6%	17.4%
2015	59	47.5%	47.0%
2016	52	-11.9%	-12.3%

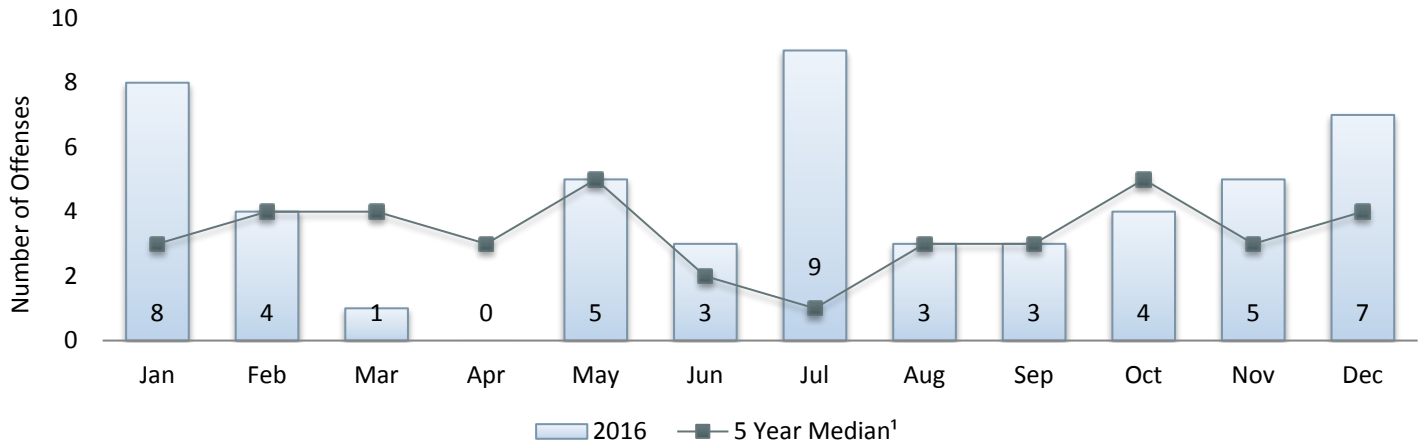
Murder rate decreased 12.3 % from 2015 to 2016



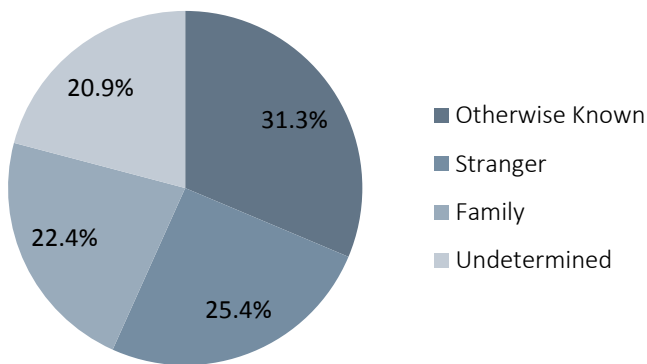
¹ National crime rate from FBI's [Crime in the United States by Volume and Rate](#). National data for 2016 was not available at the time of this publication.

² Five Year median calculated from Crime in Alaska reports 2011-2015.

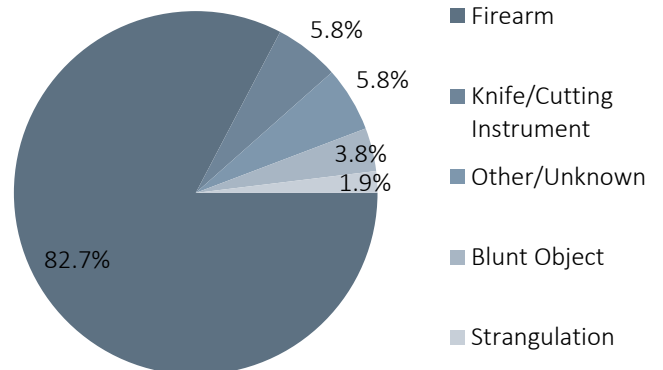
Murder & Non Negligent Manslaughter by Month



Relationship of Victim to Offender



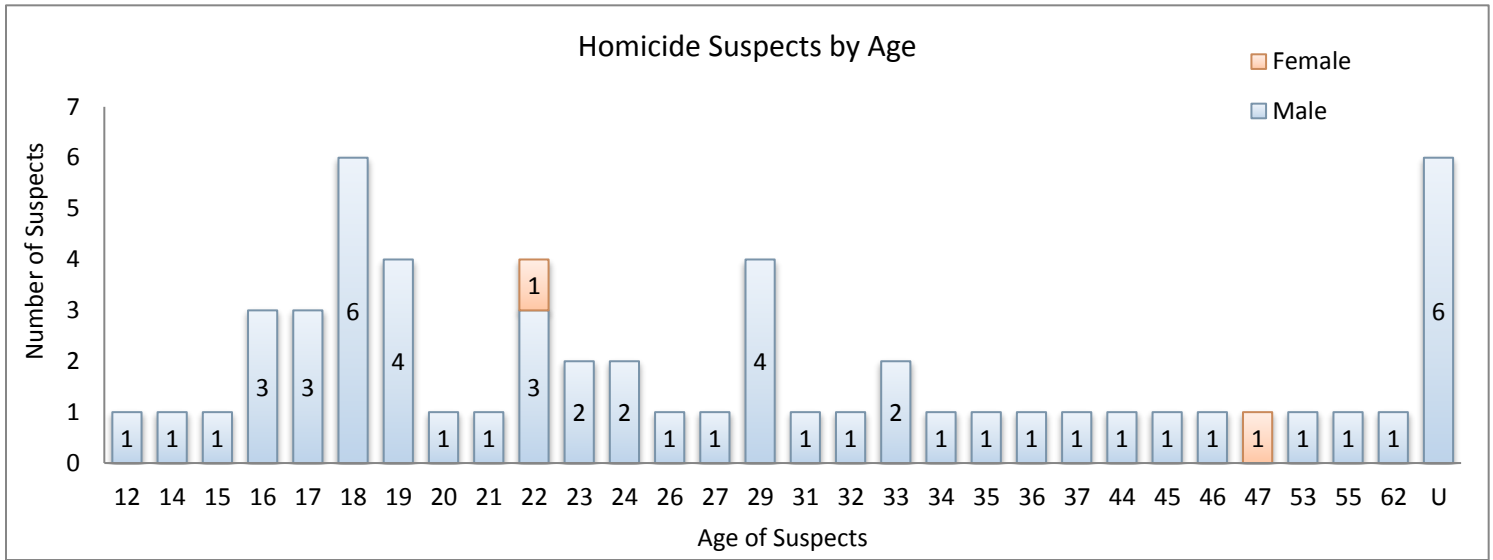
Homicide Weapon Type



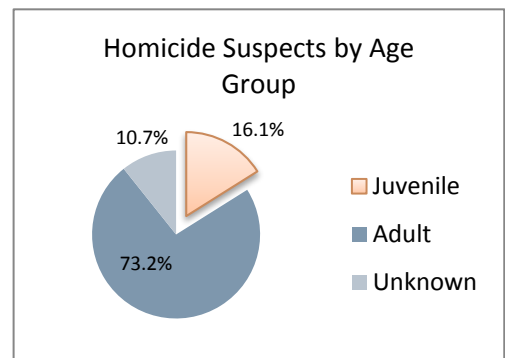
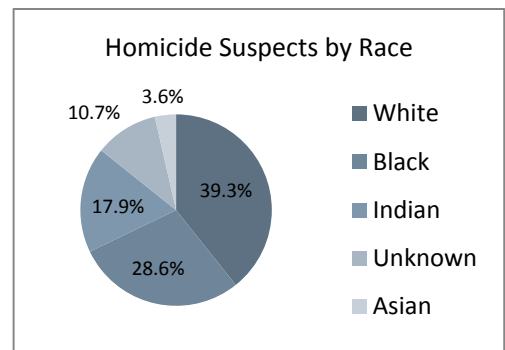
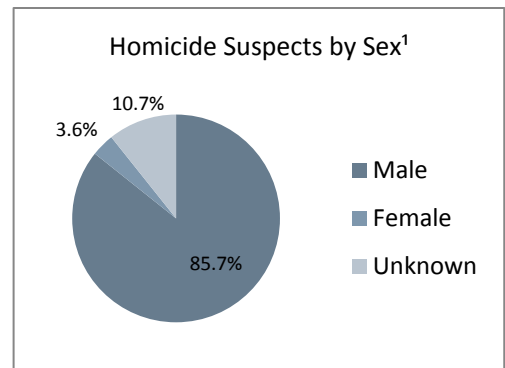
Relationship of Victim to Offender	Count
Stranger	17
Acquaintance	16
Undetermined	14
Mother	4
Wife	4
Friend	3
Daughter	2
Brother	1
Ex-Wife	1
Girlfriend	1
Other family	1
Sister	1
Son	1
Stepmother	1

Homicide Weapon Type	Count
Firearm (type not stated)	26
Handgun	12
Rifle	4
Knife or Cutting Instrument	3
Other/Unknown	3
Blunt Object	2
Shotgun	1
Strangulation	1

¹ Five Year median calculated from Crime in Alaska reports per year 2011-2015.

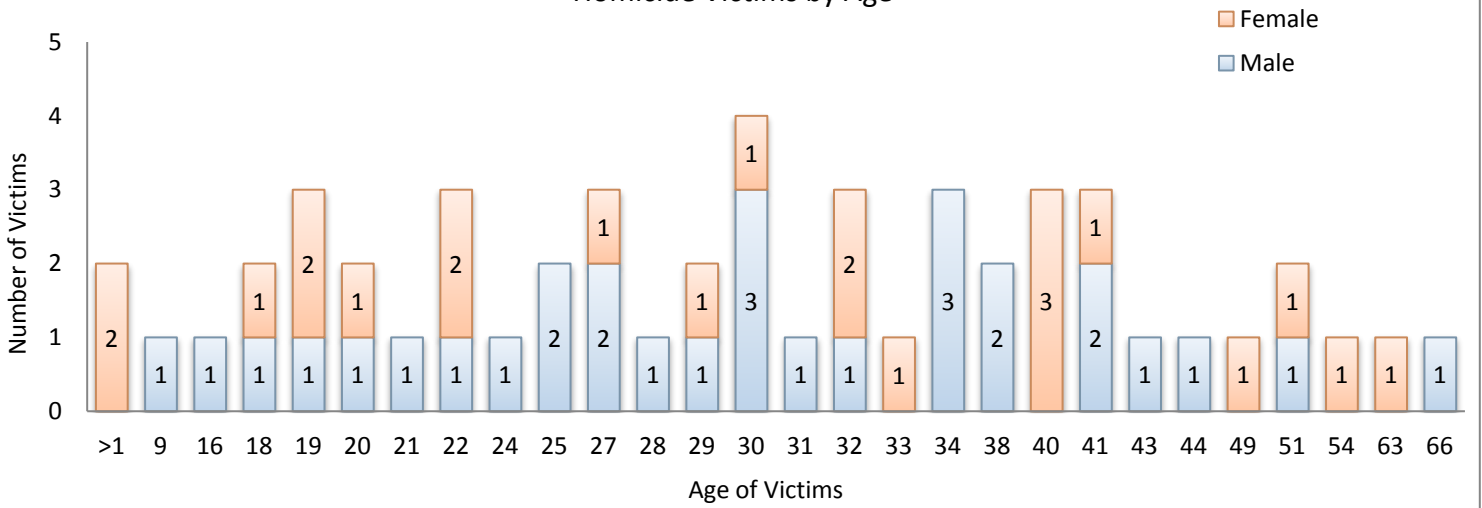


Suspect Distribution By Age, Sex, Race								
Age	Total Count	Sex		Race				
		Male	Female	White	Black	American Indian/AK Native	Asian	Pacific Islander
< 12	1	1		1				
13-14	1	1		1				
15	1	1		1				
16	3	3		3				
17	3	3		1	1	1		
18	6	6		2	3	1		
19	4	4		1	3			
20	1	1		1				
21	1	1				1		
22	4	3	1	1	2	1		
23	2	2		1		1		
24	2	2			1	1		
25-29	6	6		2	2	2		
30-34	5	5		2	2	1		
35-39	3	3		1	1	1		
40-44	1	1			1			
45-49	3	2	1	2			1	
50-54	1	1		1				
55-59	1	1					1	
60-64	1	1		1				
65+								
Unk	6							



¹ Graphs may not total 100.0% due to rounding

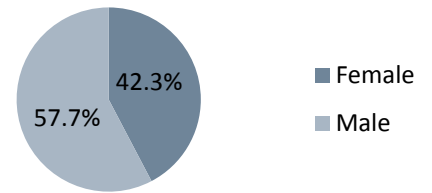
Homicide Victims by Age



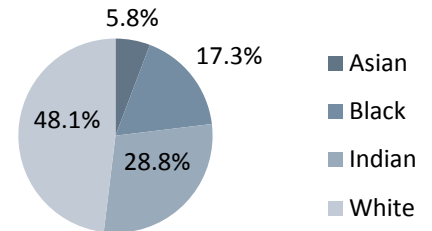
Victim Distribution By Age, Sex, Race

Age	Total Count	Sex		Race				
		Male	Female	White	Black	American Indian/AK Native	Asian	Pacific Islander
< 12	3	1	2	2		1		
13-14								
15								
16	1	1		1				
17								
18	2	1	1	1	1			
19	3	1	2	1	1	1		
20	2	1	1	1	1			
21	1	1			1			
22	3	1	2	1	1	1		
23								
24	1	1		1				
25-29	8	6	2	3	1	4		
30-34	12	8	4	4	1	5	2	
35-39	2	2			1	1		
40-44	8	4	4	7	1			
45-49	1		1				1	
50-54	3	1	2	2		1		
55-59								
60-64	1		1			1		
65+	1	1		1				

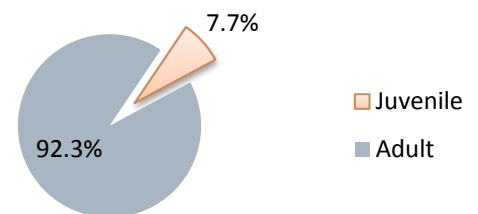
Homicide Victims by Sex¹



Homicide Victims by Race



Homicide Victims by Age Group



¹ Graphs may not total 100.0% due to rounding

2016 Rape

Definition

In 2013, the UCR Program began collecting rape data under a revised definition within the Summary Reporting System. Previously, offense data for forcible rape was collected under the legacy UCR definition: the carnal knowledge of a female forcibly and against her will. Beginning with the 2013 data year, the term “forcible” was removed from the offense title, and the definition was changed and now encompasses victims and perpetrators of both sexes. The revised UCR definition of rape is: penetration, no matter how slight, of the vagina or anus with any body part or object, or oral penetration by a sex organ of another person, without the consent of the victim. Attempts or assaults to commit rape are also included in the statistics presented here; however, statutory rape and incest are excluded. All thirty-two reporting agencies report rape offenses based on the revised definition.

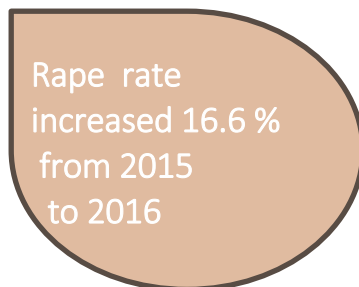
Summary

In 2016, the crime index for rape was calculated and compared to the crime index for rape offenses from 2013 through 2015 (the three years in which the FBI’s revised definition of rape was implemented). Due to the significant difference between the revised definition for 2013 reporting as compared to the legacy definition for 2012 and earlier, the increased rate beginning in 2013 and later should be noted with an acknowledgement of that difference.

A total of 1049 rapes were reported in 2016; 89 attempted rapes were reported and are included in the total. Arrest data indicated 16.2% of the persons arrested for rape were juveniles and 98.5% were male.

The Anchorage Police Department reported rape offenses under both the legacy definition (2012 and prior), and the revised definition (2013 and later). In 2016, they reported 542 offenses under the revised definition and 353 under the legacy definition.

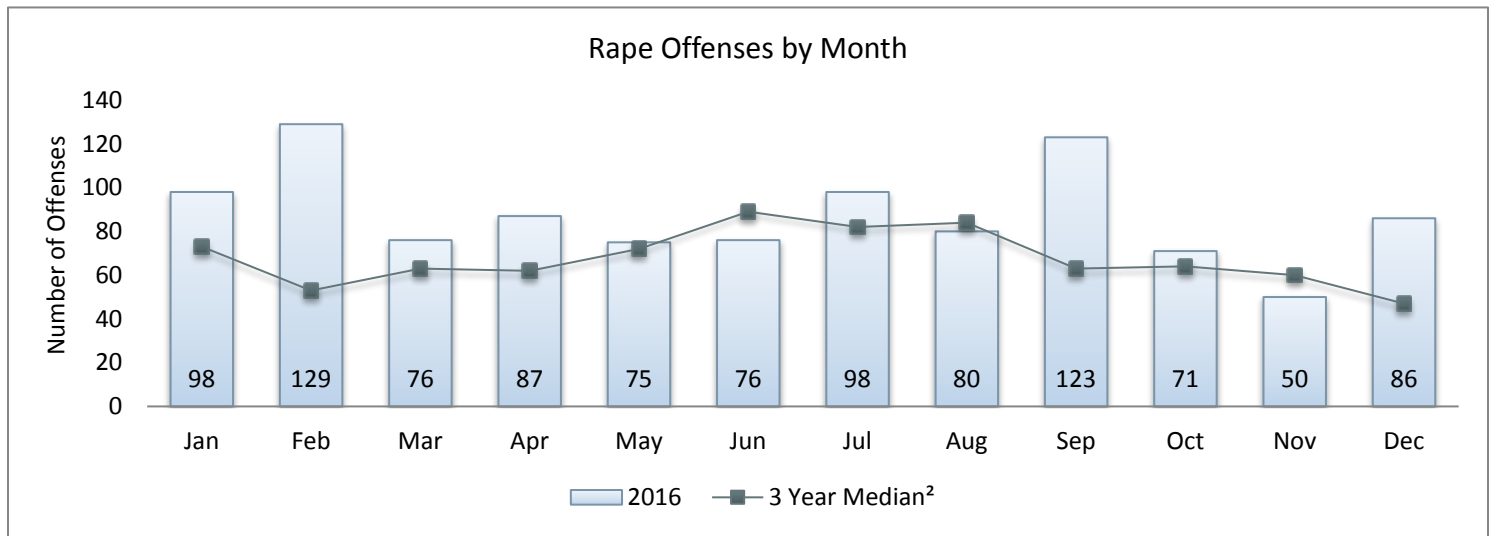
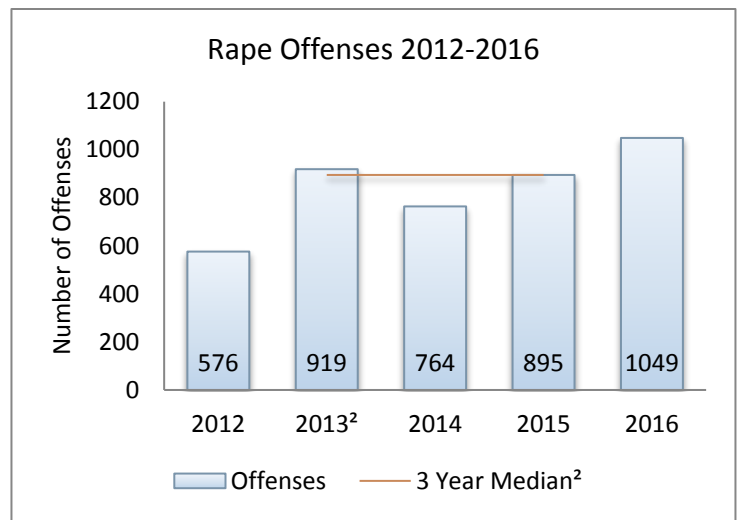
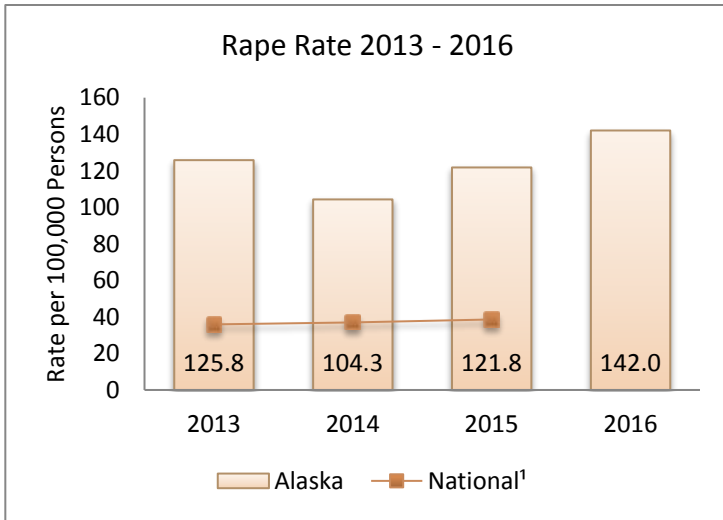
Year	Offenses	Index Change	Rate Change
2012	576	32.7%	n/a ¹
2013	919 ²	59.6%	n/a ¹
2014	764	-16.9%	-17.1%
2015	895	17.1%	16.8%
2016	1049	17.2%	16.6 %



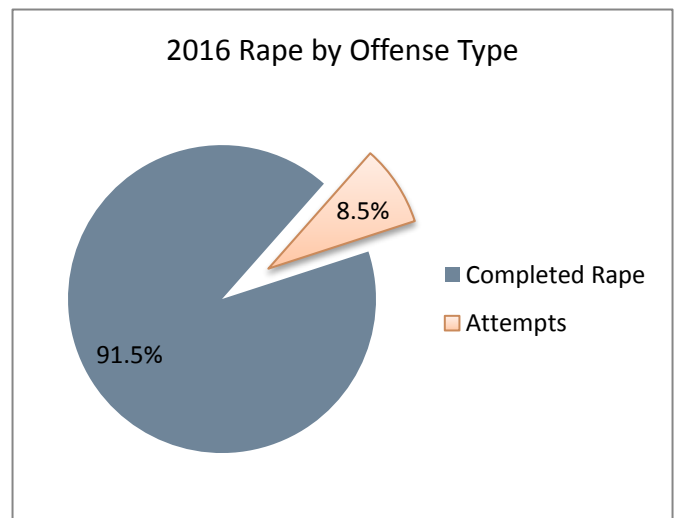
Rape rate increased 16.6 % from 2015 to 2016

¹ Revised definition of Rape implemented in 2013 now allows for female and male victims; however, prior year definition was limited to female population numbers.

² Due to the significant difference between the revised definition for 2013 compared to the legacy definition for 2012 and earlier, the increased rate in 2013 and on should be noted with an acknowledgement of that difference.



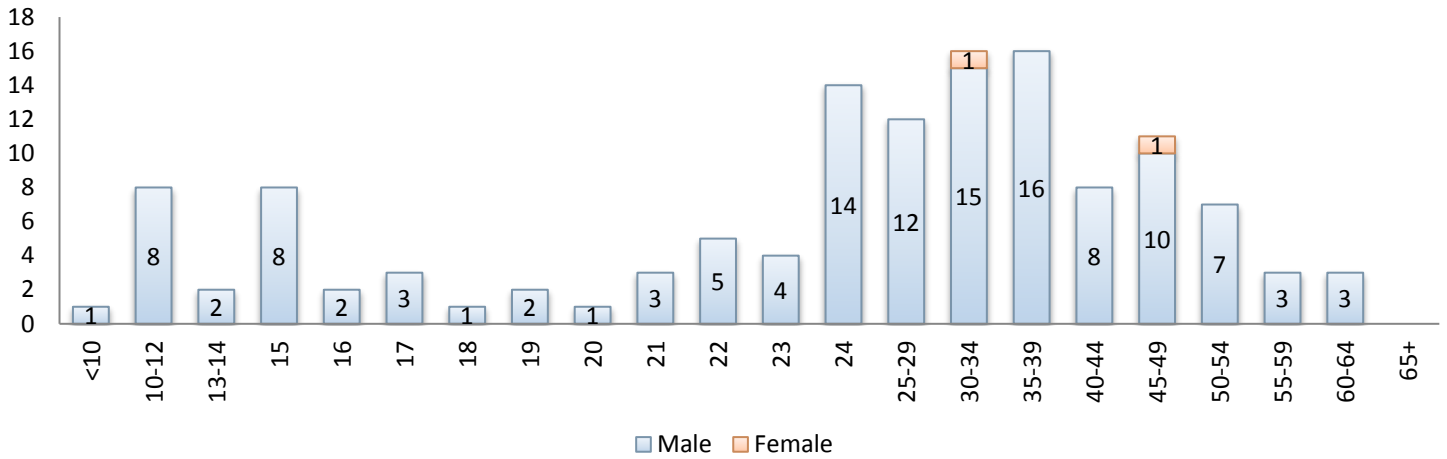
Year	Completed Rape	Attempts to Rape
2012	502	77
2013	850	69
2014	705	59
2015	842	53
2016	960	89



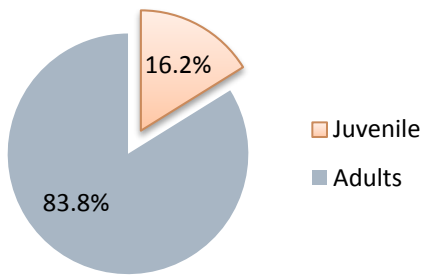
¹National crime rate from FBI's [Crime in the United States by Volume and Rate](#). National data for 2016 not available at the time of this publication

² Three year median calculated from Crime in Alaska reports 2013-2015.

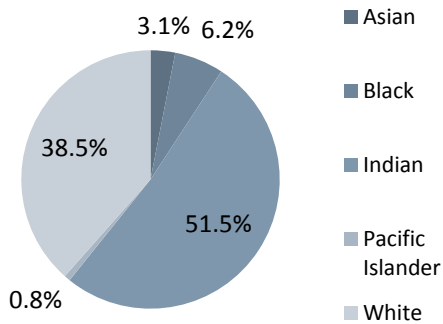
Rape Arrests by Age



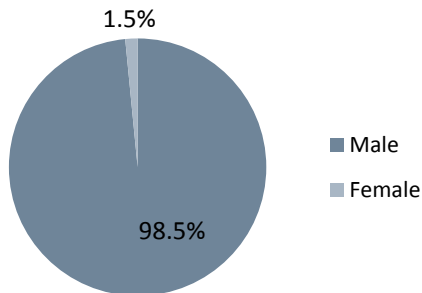
Rape Arrests by Age Group²



Rape Arrests By Race



Rape Arrests by Sex



Race	Arrests
Asian	4
Black	8
American Indian/ Alaska Native	67
Pacific Islander	1
White	50

Age	Male	Female
<10	1	
10-12	8	
13-14	2	
15	8	
16	2	
17	3	
18	1	
19	2	
20	1	
21	3	
22	5	
23	4	
24	14	
25-29	12	
30-34	15	1
35-39	16	
40-44	8	
45-49	10	1
50-54	7	
55-59	3	
60-64	3	
65+		

¹ A note on arrests: The reporting agencies provide a record of the total number of persons arrested, cited, or summoned (served) for criminal acts in all Part I and Part II crimes. In addition, the agencies furnish basic data concerning the personal characteristics—age, sex, race, and ethnicity—of persons arrested in a particular month. The UCR program collects data on the number of persons arrested, not the number of charges lodged. For example, a person may be arrested on several charges at one time; in this situation, the agency only scores one arrest under the most severe offense category as determined by the agency.

² Graphs may not total 100.0% due to rounding

2016 Robbery

Definition

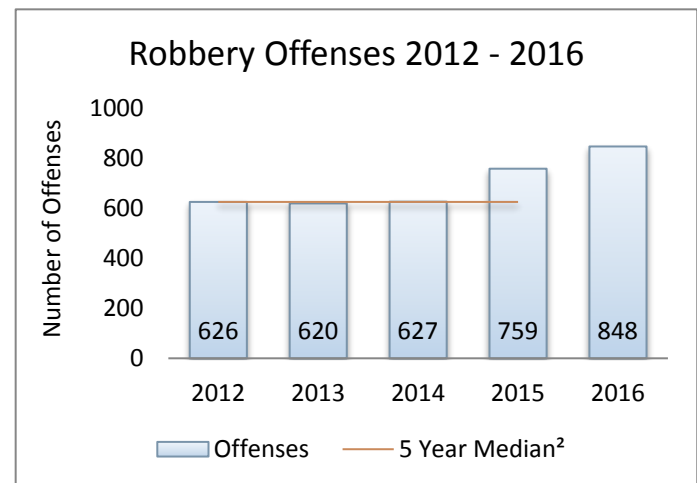
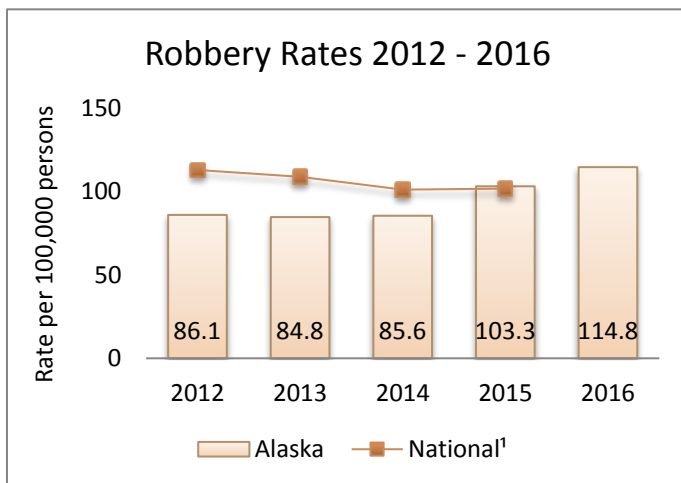
The Uniform Crime Reporting (UCR) Program defines robbery as the taking or attempting to take anything of value from the care, custody, or control of a person or persons by force or threat of force or violence and/or by putting the victim in fear.

Summary

A total of 848 robberies were reported in 2016. This represents 14.3% of the violent crimes and 2.7% of the total crime index offenses. Slightly over 28% of the robberies were committed using a firearm while 48.2% were reported using strong-arm tactics. Arrest data submitted indicates 12.4% of the persons arrested for robbery offenses were juveniles, and 75.9% were male. Sixteen (16) agencies reported the offense of robbery occurring within their jurisdiction. Supplemental data reported by these agencies estimated the dollar value of associated property loss at \$637,039.

Year	Offenses	Index Change	Rate Change
2012	626	8.7%	7.3%
2013	620	-0.9%	-0.9%
2014	627	1.1%	0.9%
2015	759	21.0%	20.6%
2016	848	11.7%	11.2%

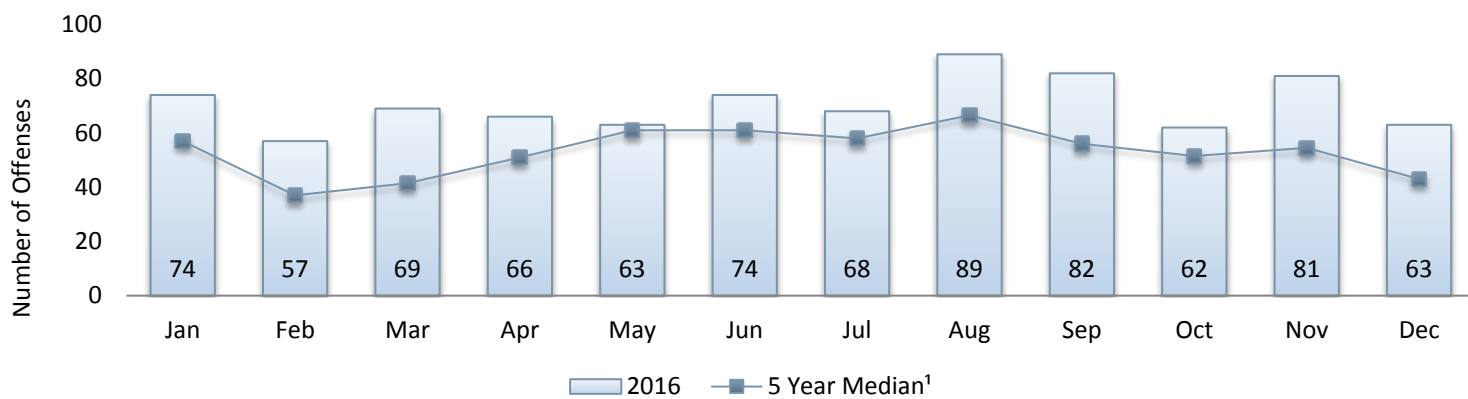
Robbery rate increased 11.2% from 2015 to 2016



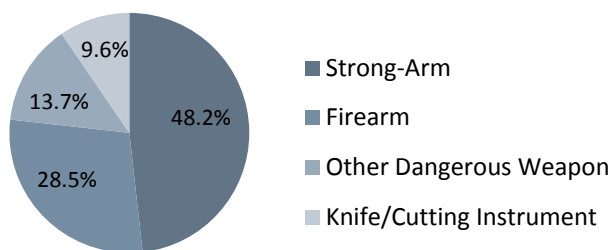
¹ National crime rate from FBI's [Crime in the United States by Volume and Rate](#). National data for 2016 was not available at the time of this publication.

² Five Year median calculated from Crime in Alaska reports 2011-2015.

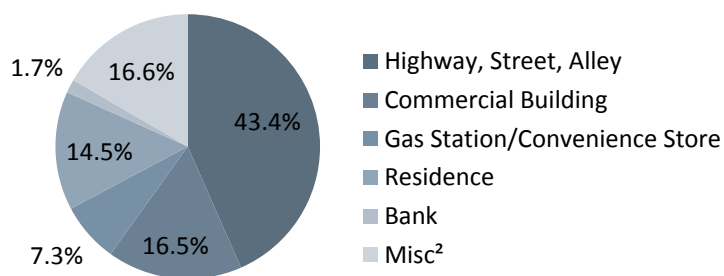
Robbery Offenses by Month



Robbery Offenses by Weapon



Robbery Offenses by Location



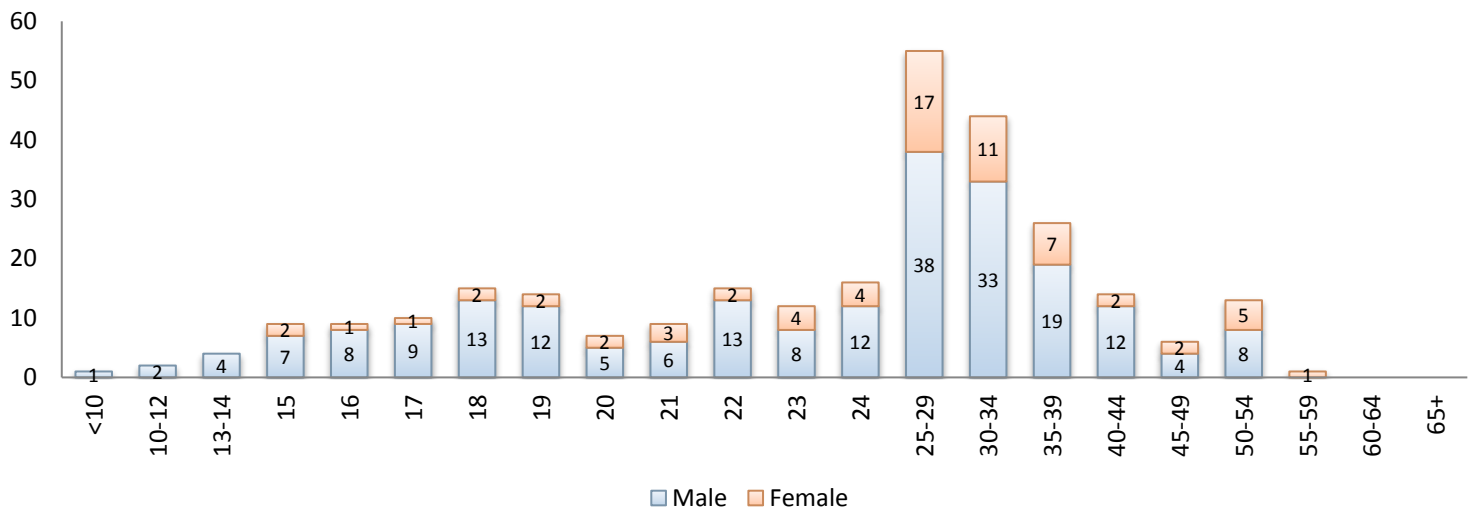
Locations	Offenses	Property Loss
Highway, Street, Alley	368	\$ 319,603.00
Commercial Building	140	\$ 26,153.00
Gas Station/Convenience Store	62	\$ 21,373.00
Residence	123	\$ 181,185.00
Bank	14	\$ 18,481.00
Misc ²	141	\$ 70,244.00

Robbery Weapon Type	2012	2013	2014	2015	2016
Strong-Arm	378	369	371	377	409
Firearm	124	139	144	201	242
Other Dangerous Weapon	57	58	58	92	116
Knife/Cutting Instrument	67	54	54	89	81

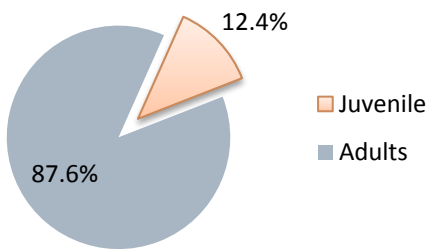
¹ Five Year median calculated from Crime in Alaska reports per 2011-2015.

² The robbery miscellaneous category, encompassing those not classified in the first 6 categories, includes robberies occurring on or at waterways, houses of worship, union halls, school buildings, government buildings, subways, trains, airplanes, doctors' and lawyers' offices, wooded areas, etc.

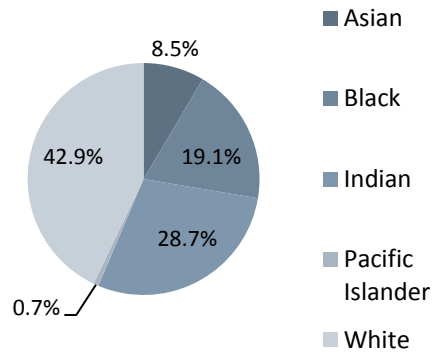
Robbery Arrests by Age¹



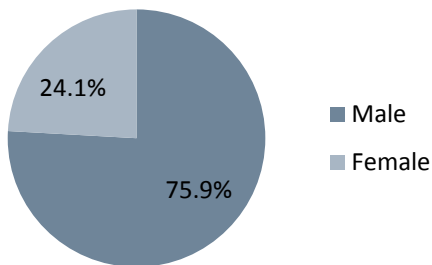
Robbery Arrests by Age Group²



Robbery Arrests by Race



Robbery Arrests by Sex



Race	Arrests
Asian	24
Black	54
American Indian/ Alaska Native	81
Pacific Islander	2
White	121

Age	Male	Female
<10	1	
10-12	2	
13-14	4	
15	7	2
16	8	1
17	9	1
18	13	2
19	12	2
20	5	2
21	6	3
22	13	2
23	8	4
24	12	4
25-29	38	17
30-34	33	11
35-39	19	7
40-44	12	2
45-49	4	2
50-54	8	5
55-59		1
60-64		
65+		

¹ A note on arrests: The reporting agencies provide a record of the total number of persons arrested, cited, or summoned (served) for criminal acts in all Part I and Part II crimes. In addition, they furnish basic data concerning the personal characteristics—age, sex, race, and ethnicity—of persons arrested in a particular month. The UCR program collects data on the number of persons arrested, not the number of charges lodged. For example, a person may be arrested on several charges at one time; in this situation, the agency only scores one arrest under the most important offense category as determined by the agency.

² Graphs may not total 100.0% due to rounding

2016 Aggravated Assault

Definition

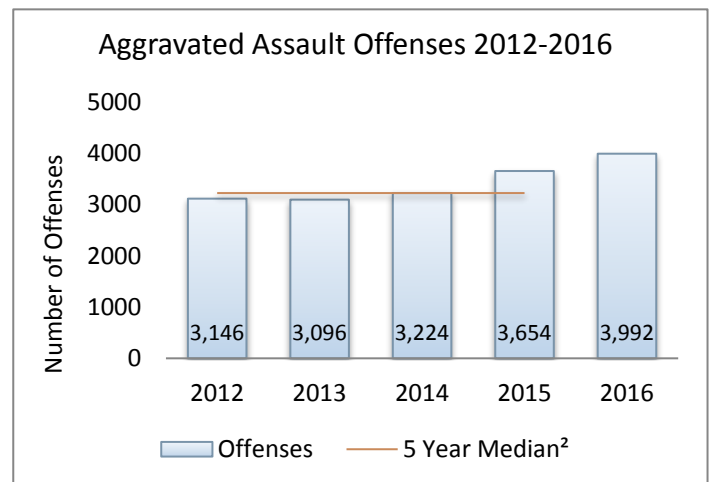
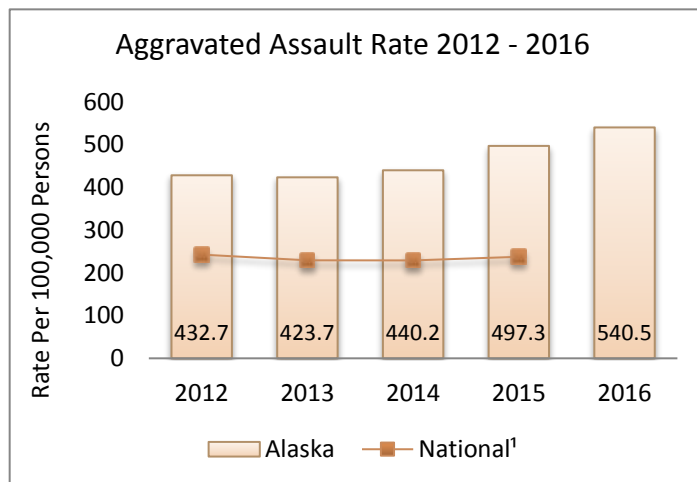
The Uniform Crime Reporting (UCR) program defines aggravated assault as an unlawful attack by one person upon another for the purpose of inflicting severe or aggravated bodily injury. The UCR Program further specifies this type of assault is usually accompanied by the use of a weapon or by other means likely to produce death or great bodily harm. Attempted aggravated assault that involves the display of, or threat to use, a gun, knife, or other weapon is included in this crime category because serious personal injury could likely result if the assault were completed.

Summary

A total of 3,992 aggravated assaults were reported in 2016. Arrest data submitted by the thirty-two reporting agencies indicated 8.1% of the arrestees were juveniles, and nearly 78% of the persons arrested for aggravated assault were male. Personal weapons (hands, fists, or feet) were used in 28.4% of the reported aggravated assaults, while the use of firearms accounted for 22.1% of the reported aggravated assault offenses.

Year	Offenses	Index Change	Rate Change
2012	3,146	-6.1%	-7.2%
2013	3,096	-1.6%	-2.1%
2014	3,224	4.1%	3.9%
2015	3,654	13.3%	13.0%
2016	3,992	9.3%	8.7%

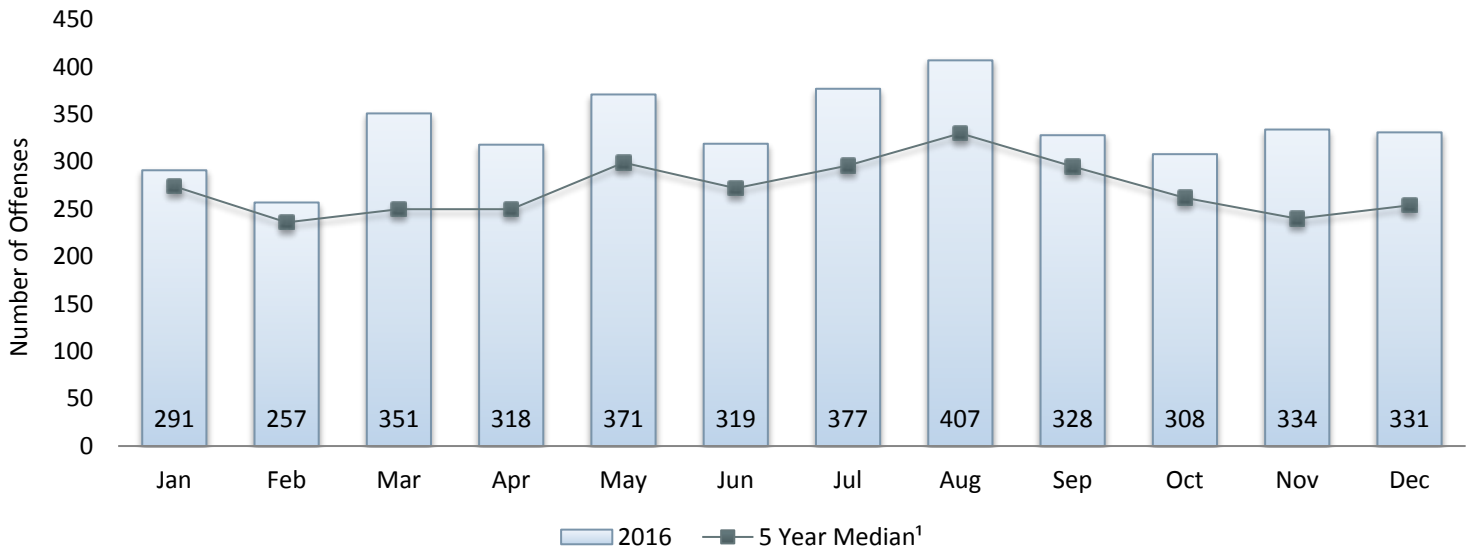
Assault rate increased 8.7% from 2015 to 2016



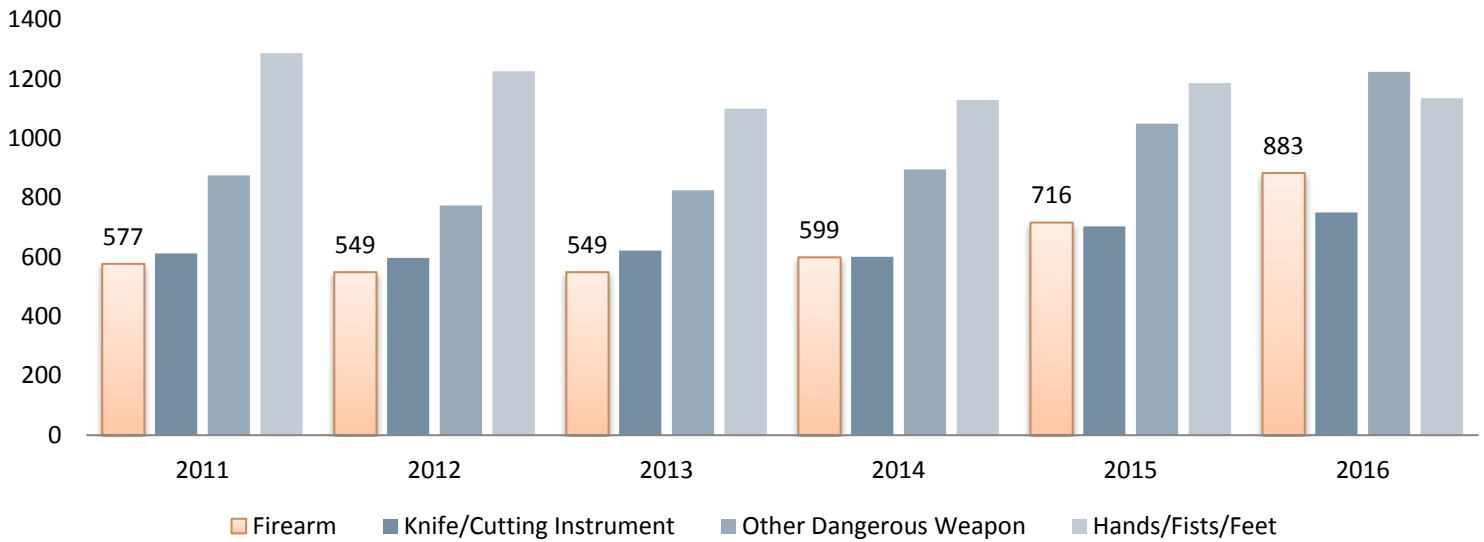
¹ National crime rate from FBI's [Crime in the United States by Volume and Rate](#). National data for 2016 was not available at the time of this publication.

² Five Year median calculated from Crime in Alaska reports per 2011-2015.

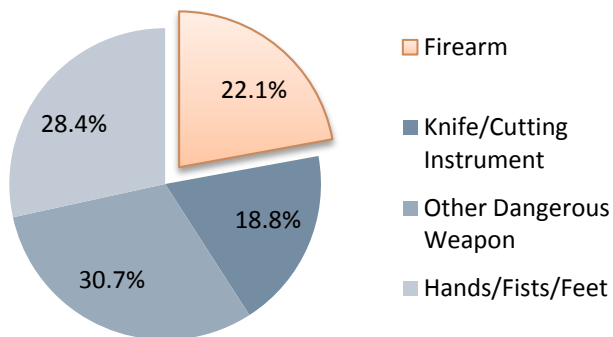
Aggravated Assault by Month 2016



Aggravated Assault by Weapon Type 2011-2016



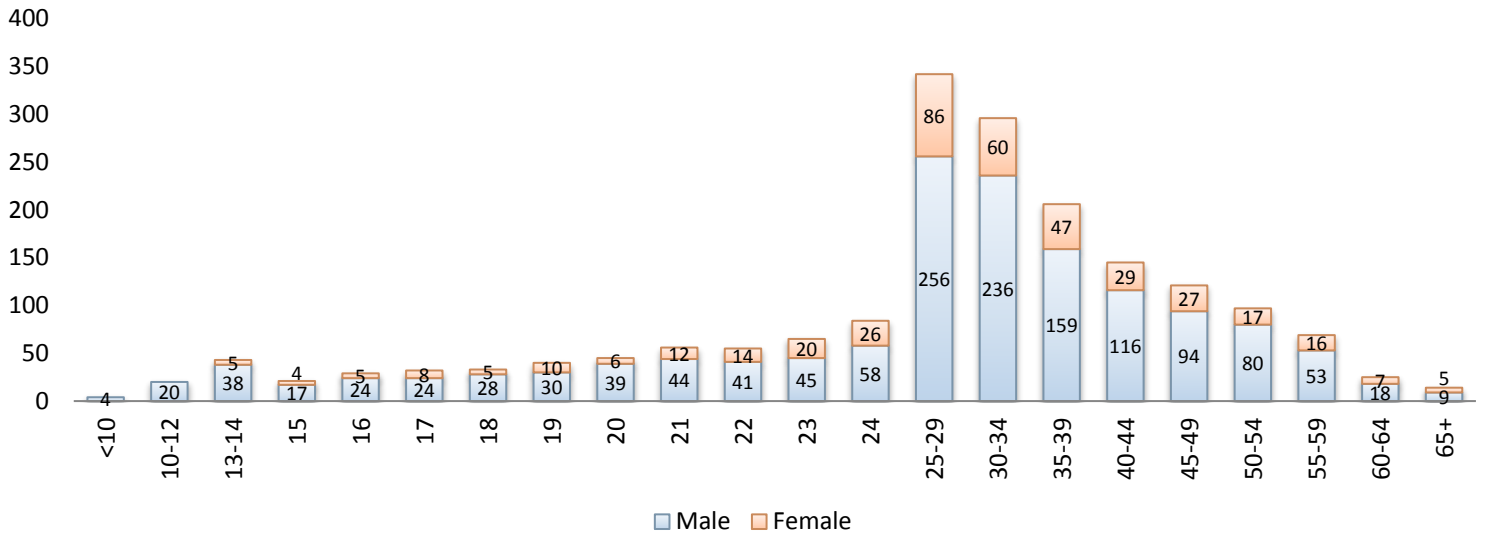
2016 Aggravated Assault by Weapon Type



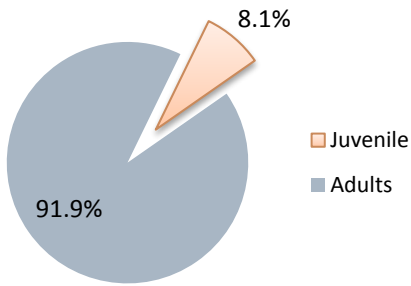
Year	Firearm	Knife/Cutting Instrument	Other Weapon	Hands/Fists/Feet
2011	577	612	875	1287
2012	549	597	774	1226
2013	549	622	825	1100
2014	599	601	895	1129
2015	716	703	1049	1186
2016	883	750	1224	1135

¹ Five Year median calculated from Crime in Alaska reports 2011-2015.

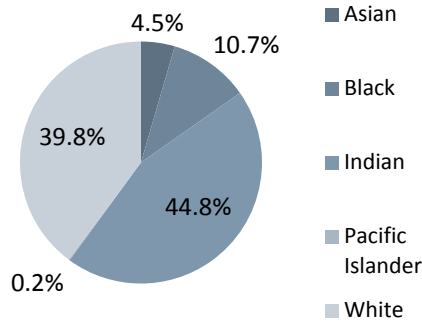
Aggravated Assault Arrests by Age¹



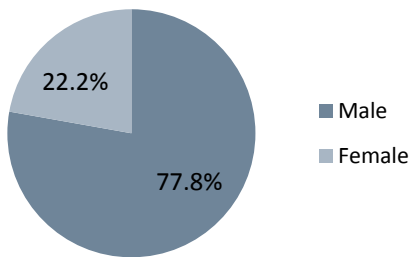
Aggravated Assault Arrestees by Age Group²



Aggravated Assault Arrestees by Race



Aggravated Assault Arrestees by Sex



Race	Arrestees
Asian	83
Black	198
America Indian/ Alaska Native	825
Pacific Islander	3
White	733

Age	Male	Female
<10	4	
10-12	20	
13-14	38	5
15	17	4
16	24	5
17	24	8
18	28	5
19	30	10
20	39	6
21	44	12
22	41	14
23	45	20
24	58	26
25-29	256	86
30-34	236	60
35-39	159	47
40-44	116	29
45-49	94	27
50-54	80	17
55-59	53	16
60-64	18	7
65+	9	5

¹ A note on arrests: The reporting agencies provide a record of the total number of persons arrested, cited, or summoned (served) for criminal acts in all Part I and Part II crimes. In addition, they furnish basic data concerning the personal characteristics—age, sex, race, and ethnicity—of persons arrested in a particular month. The UCR program collects data on the number of persons arrested, not the number of charges lodged. For example, a person may be arrested on several charges at one time; in this situation, the agency only scores one arrest under the most important offense category as determined by the agency.

² Graphs may not total 100.0% due to rounding

2016 Burglary

Definition

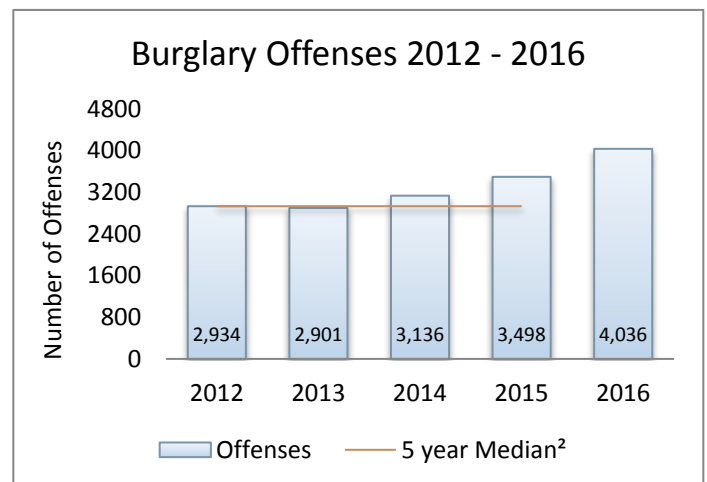
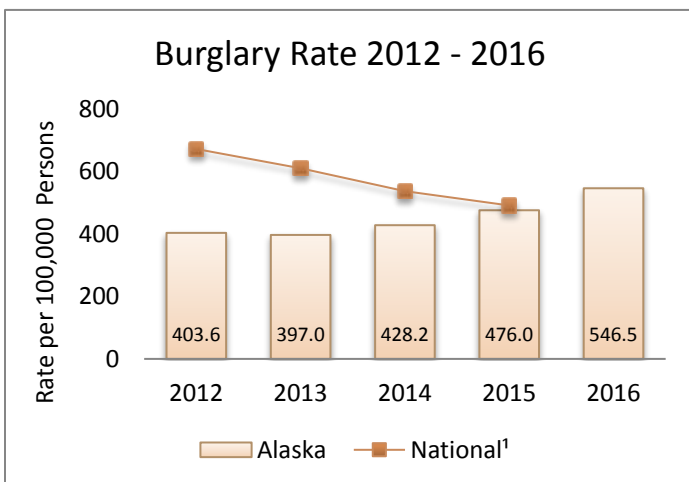
The Uniform Crime Reporting (UCR) Program defines burglary as the unlawful entry of a structure to commit a felony or theft. To classify an offense as a burglary, the use of force to gain entry need not have occurred. The UCR Program has three sub classifications for burglary: forcible entry, unlawful entry where no force is used, and attempted forcible entry. The UCR definition of “structure” includes, for example, apartment, barn, house trailer or houseboat when used as a permanent dwelling, office, railroad car (but not automobile), stable, and vessel (e.g, ship).

Summary

A total of 4,036 burglaries were reported in 2016. This represents 16.2% of the property crimes offenses. Arrest data submitted by the thirty-two reporting agencies indicated 19.3% of those arrested for burglary were juveniles, and 85.1% were male. The agencies that reported burglaries in their jurisdiction also provided supplemental data regarding the place, time of occurrence, and value of property stolen during the burglary. The total estimated value of property loss for both residential and non-residential was \$10,851,507.

Year	Offenses	Index Change	Rate Change
2012	2,934	3.27%	2.0%
2013	2,901	-1.1%	-1.6%
2014	3,136	8.1%	7.9%
2015	3,498	11.5%	11.2%
2016	4,036	15.4%	14.8%

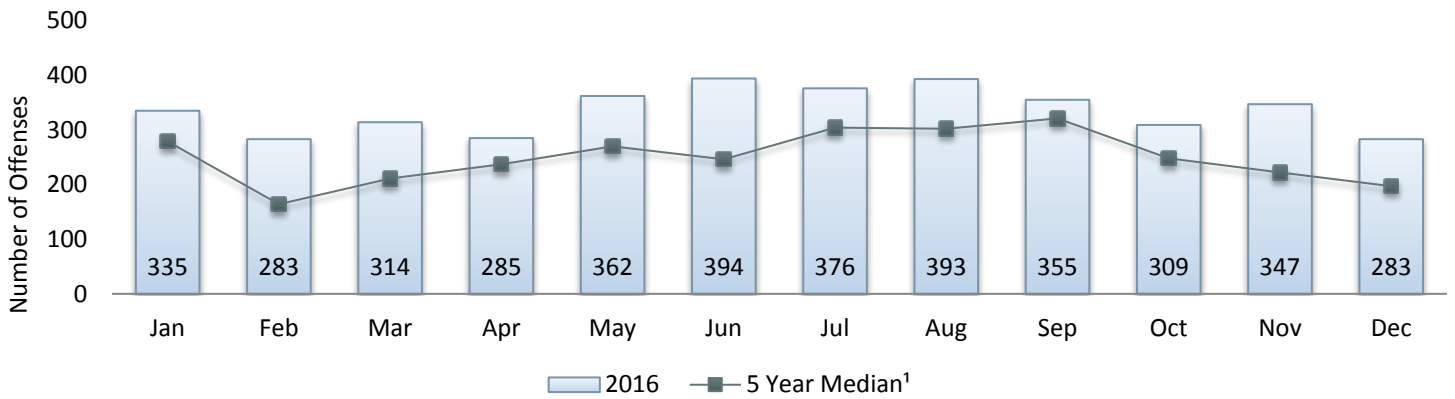
Burglary rate increased 14.8% from 2015 to 2016



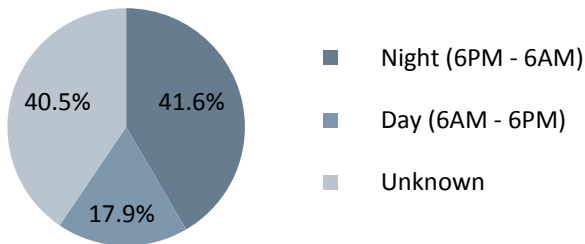
¹ National crime rate from FBI's [Crime in the United States by Volume and Rate](#). National data for 2016 was not available at the time of this publication

² Five Year median calculated from Crime in Alaska reports 2011-2015.

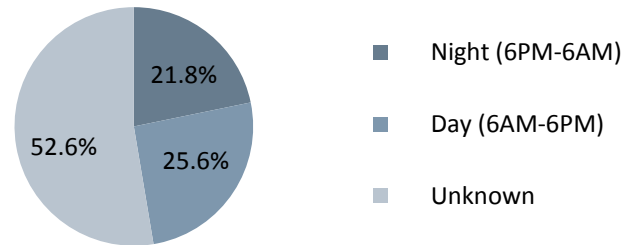
Burglary Offenses by Month



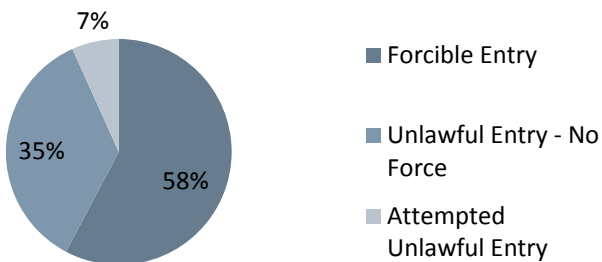
Non-Residential Burglaries by Time²



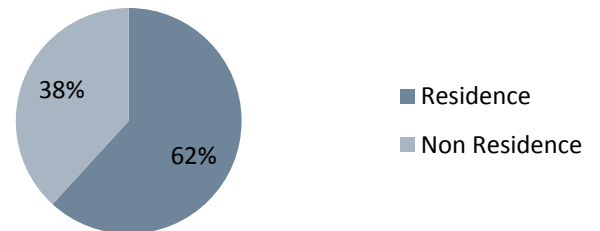
Residential Burglaries by Time



Burglary by Type of Entry



Burglary by Type of Structure



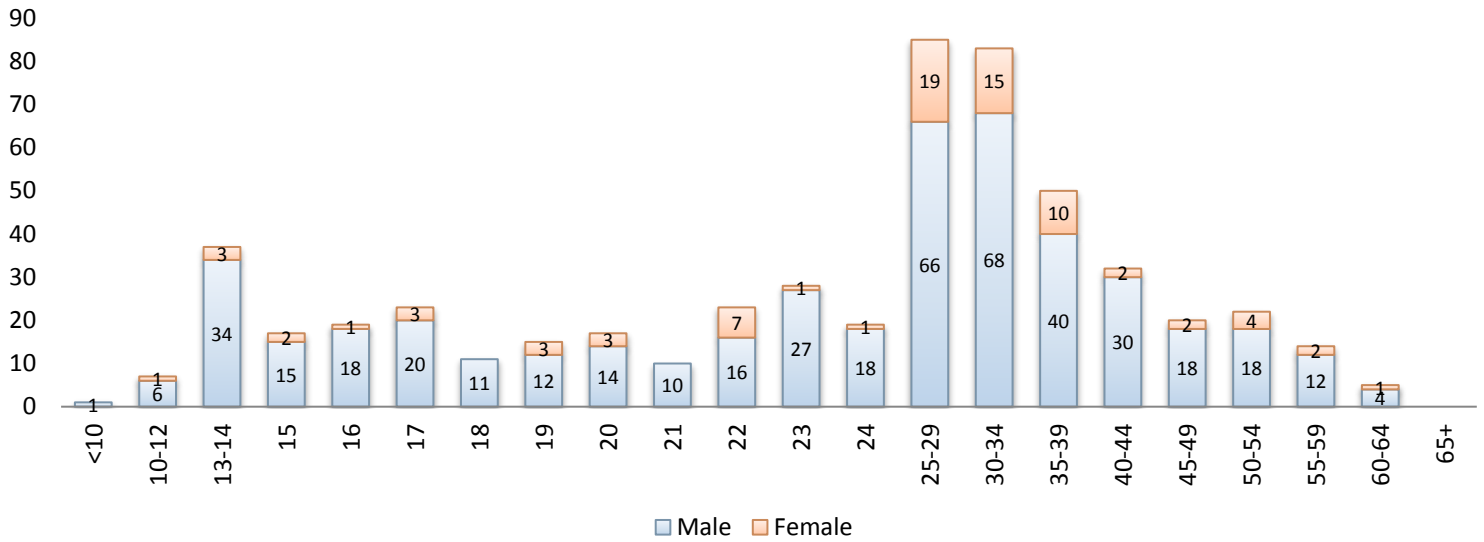
Residence (Dwelling)	Offenses	Property Loss
Night (6PM - 6AM)	543	\$ 952,503
Day (6AM - 6PM)	638	\$ 1,769,351
Unknown	1313	\$ 4,876,193

Non-Residence (Store, etc.)	Offenses	Property Loss
Night (6PM - 6AM)	641	\$ 1,247,362
Day (6AM - 6PM)	276	\$ 513,132
Unknown	625	\$ 1,492,966

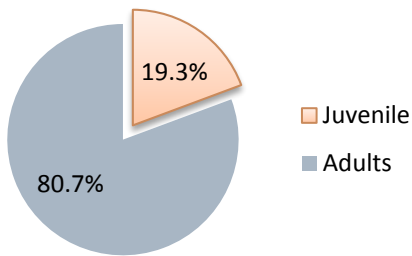
¹ Five Year median calculated from Crime in Alaska reports 2011-2015.

² Graphs may not total 100.0% due to rounding

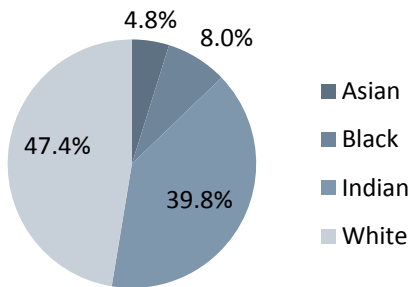
Burglary Arrests by Age¹



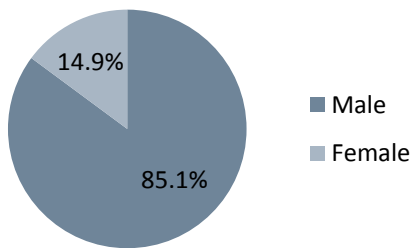
Burglary Arrests by Age Group²



Burglary Arrests by Race



Burglary Arrests by Sex



Race	Arrests
Asian	26
Black	43
American Indian/ Alaska Native	214
Pacific Islander	0
White	255

Age	Male	Female
<10		1
10-12	6	1
13-14	34	3
15	15	2
16	18	1
17	20	3
18	11	
19	12	3
20	14	3
21	10	
22	16	7
23	27	1
24	18	1
25-29	66	19
30-34	68	15
35-39	40	10
40-44	30	2
45-49	18	2
50-54	18	4
55-59	12	2
60-64	4	1
65+		

¹ A note on arrests: The reporting agencies provide a record of the total number of persons arrested, cited, or summoned (served) for criminal acts in all Part I and Part II crimes. In addition, they furnish basic data concerning the personal characteristics—age, sex, race, and ethnicity—of persons arrested in a particular month. The UCR program collects data on the number of persons arrested, not the number of charges lodged. For example, a person may be arrested on several charges at one time; in this situation, the agency only scores one arrest under the most important offense category as determined by the agency.

² Graphs may not total 100.0% due to rounding

2016 Larceny/Theft

Definition

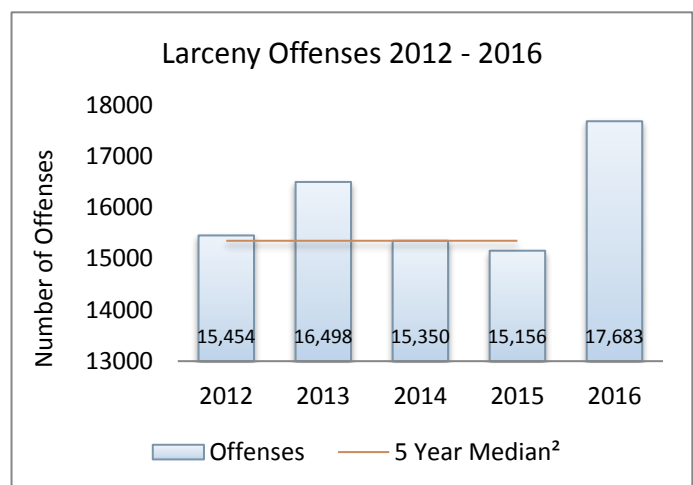
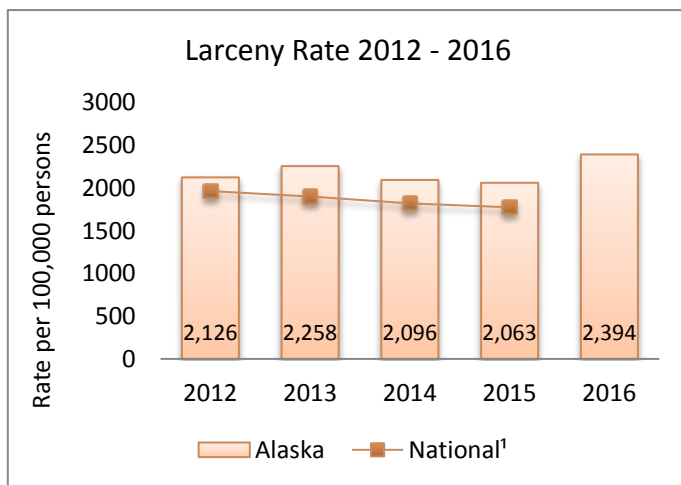
The Uniform Crime Reporting (UCR) Program defines larceny-theft as the unlawful taking, carrying, leading, or riding away of property from the possession or constructive possession of another. Examples are thefts of bicycles, motor vehicle parts and accessories, shoplifting, pocket-picking, or the stealing of any property or article that is not taken by force, violence, or by fraud. Attempted larcenies are included. Embezzlement, confidence games, forgery, credit card fraud, etc., are excluded.

Summary

A total of 17,683 larcenies were reported in 2016, representing 71.0% of the total property crimes. Arrest data submitted by the thirty-two reporting agencies indicated 12.5% of the people arrested for larceny/theft were juveniles, and 63.6% were male. All thirty-two reporting agencies provided supplemental data regarding the type and value of larceny; the estimated total property loss related to larceny-theft was \$13,849,083, up just over 2.5 million dollars from 2015. The average dollar loss from larceny-theft in 2016 was \$783—about \$40 more than the average larceny loss in 2015.

Year	Offenses	Index Change	Rate Change
2012	15,454	4.83	3.6
2013	16,498	6.8	6.2
2014	15,350	-7.0%	-7.2%
2015	15,156	-1.3%	-1.6%
2016	17,683	16.7%	16.1%

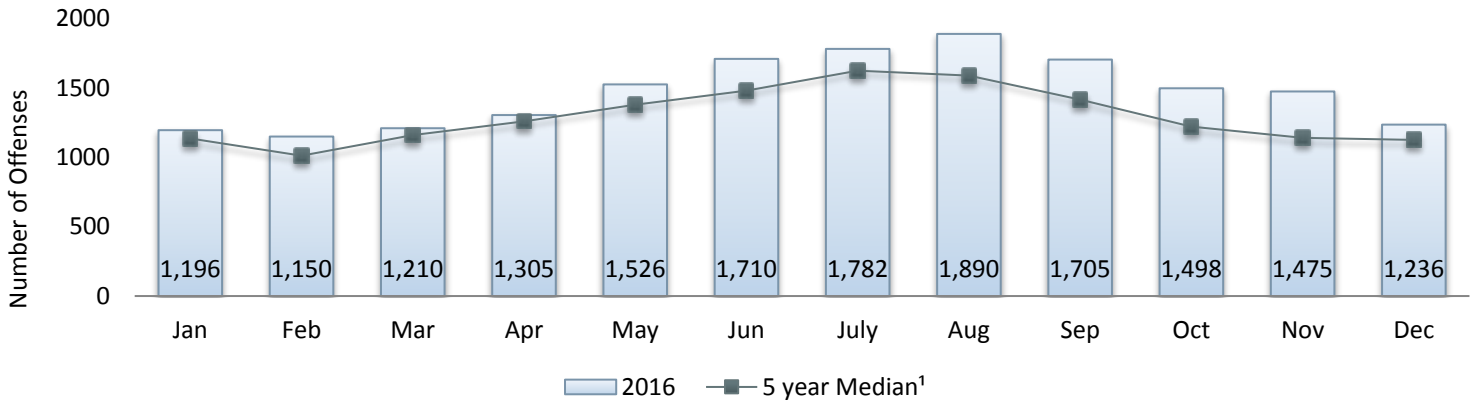
Larceny rate increased 16.1% from 2015 to 2016



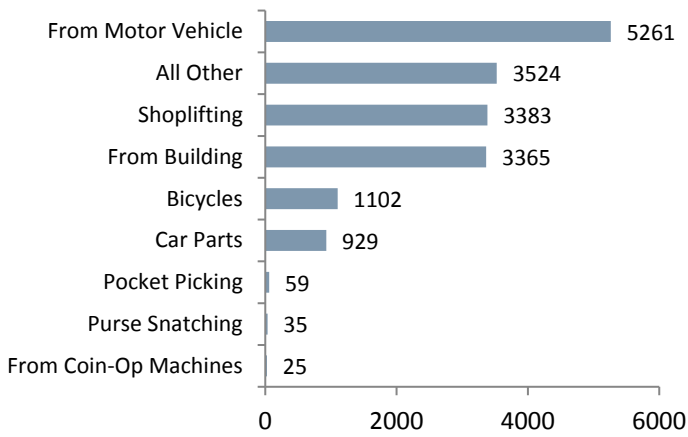
¹ National crime rate from FBI's [Crime in the United States by Volume and Rate](#). National data for 2016 was not available at the time of this publication.

² Five Year median calculated from Crime in Alaska reports 2011-2015.

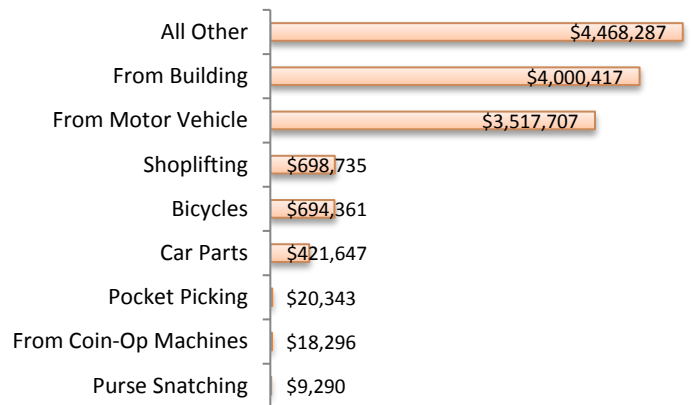
Larceny/Theft Offenses by Month



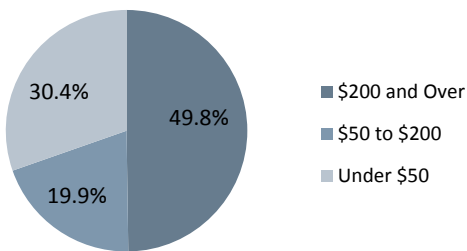
Larceny Offenses by Theft Type



Property Loss by Theft Type

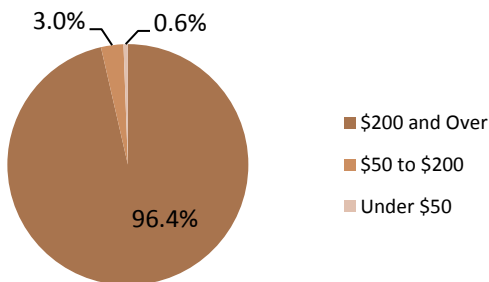


Offenses by Theft Amount²



Larceny Type	Offenses	Value
From Motor Vehicle	5261	\$ 3,517,707.00
All Other	3524	\$ 4,468,287.00
Shoplifting	3383	\$ 698,735.00
From Building	3365	\$ 4,000,417.00
Bicycles	1102	\$ 694,361.00
Car Parts	929	\$ 421,647.00
Pocket Picking	59	\$ 20,343.00
Purse Snatching	35	\$ 9,290.00
From Coin-Op Machines	25	\$ 18,296.00

Property Loss by Theft Amount

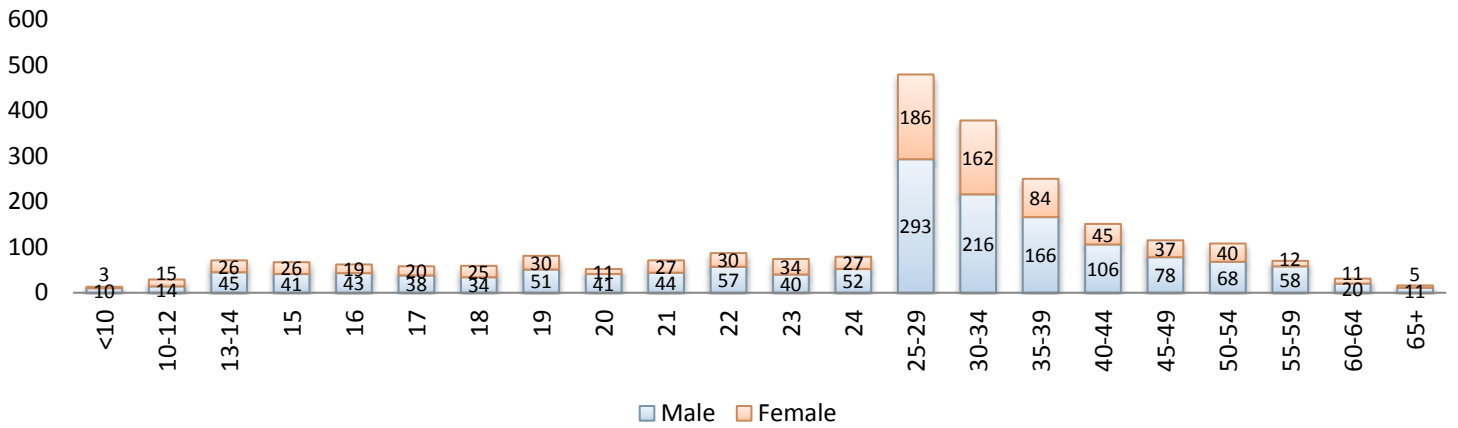


Larceny Theft Amount	Offenses	Value
\$200 and Over	8801	\$ 13,351,550.00
\$50 to \$200	3513	\$ 417,082.00
Under \$50	5369	\$ 80,451.00

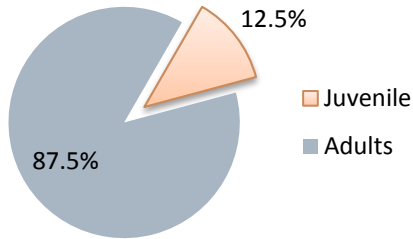
¹ Five Year median calculated from Crime in Alaska reports 2011-2015.

² Graphs may not total 100.0% due to rounding.

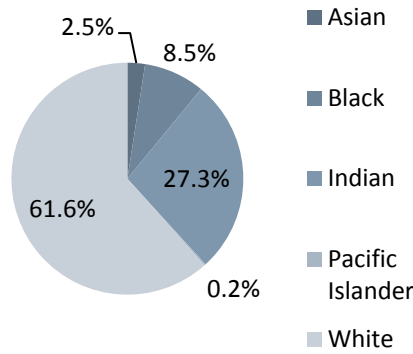
Larceny Arrests by Age¹



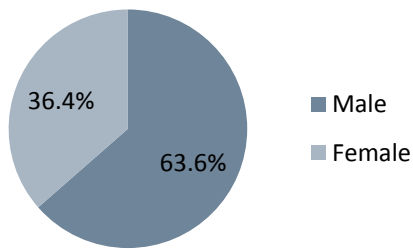
Larceny Arrests by Age Group²



Larceny Arrests by Race



Larceny Arrests by Sex



Race	Arrests
Asian	59
Black	204
American Indian/ Alaska Native	655
Pacific Islander	5
White	1478

Age	Male	Female
<10	10	3
10-12	14	15
13-14	45	26
15	41	26
16	43	19
17	38	20
18	34	25
19	51	30
20	41	11
21	44	27
22	57	30
23	40	34
24	52	27
25-29	293	186
30-34	216	162
35-39	166	84
40-44	106	45
45-49	78	37
50-54	68	40
55-59	58	12
60-64	20	11
65+	11	5

¹ A note on arrests: The reporting agencies provide a record of the total number of persons arrested, cited, or summoned (served) for criminal acts in all Part I and Part II crimes. In addition, they furnish basic data concerning the personal characteristics—age, sex, race, and ethnicity—of persons arrested in a particular month. The UCR program collects data on the number of persons arrested, not the number of charges lodged. For example, a person may be arrested on several charges at one time; in this situation, the agency only scores one arrest under the most important offense category as determined by the agency.

² Graphs may not total 100.0% due to rounding

2016 Motor Vehicle Theft

Definition

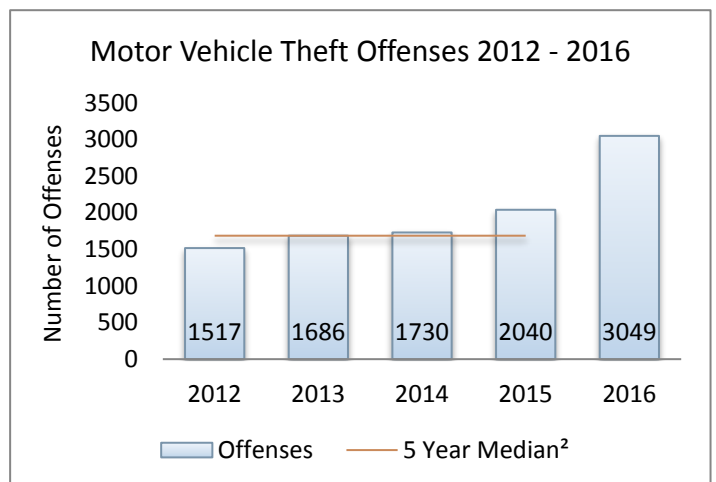
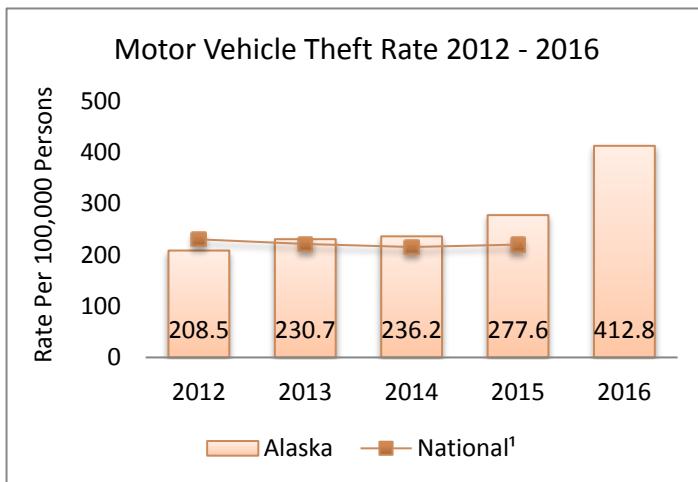
The Uniform Crime Reporting (UCR) Program defines motor vehicle theft as the theft or attempted theft of a motor vehicle; a motor vehicle is a self-propelled vehicle which runs on land surfaces and not on rails. Examples of motor vehicles include sport utility vehicles, automobiles, trucks, buses, motorcycles, motor scooters, all-terrain vehicles, and snowmobiles. Motor vehicle theft does not include farm equipment, bulldozers, airplanes, construction equipment or water craft such as motorboats, sailboats, houseboats, or jet skis. The taking of a motor vehicle for temporary use by persons having lawful access is excluded from this definition.

Summary

A total of 3,049 motor vehicle thefts were reported during 2016, a nearly fifty percent increase from the previous reporting year. This represents 12.2% of the total property crime offenses, and 9.9% of the total crime index offenses. Arrest data submitted by the thirty-two reporting agencies indicated 12.3% of the persons arrested for motor vehicle thefts were juveniles and 73.5% were male. The reported property loss related to motor vehicle theft was \$23,246,920, an increase of over nine million dollars from 2015.

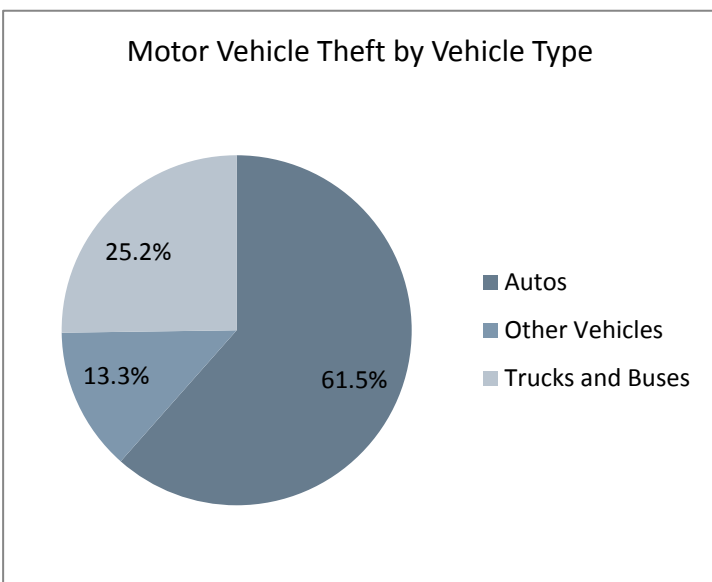
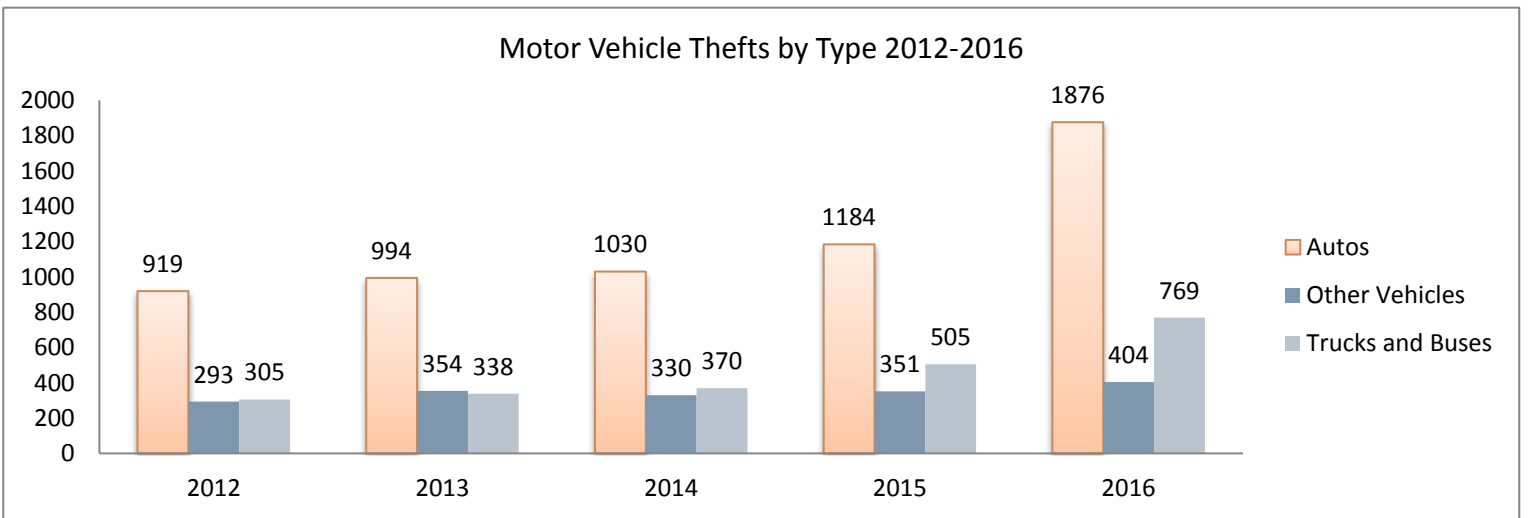
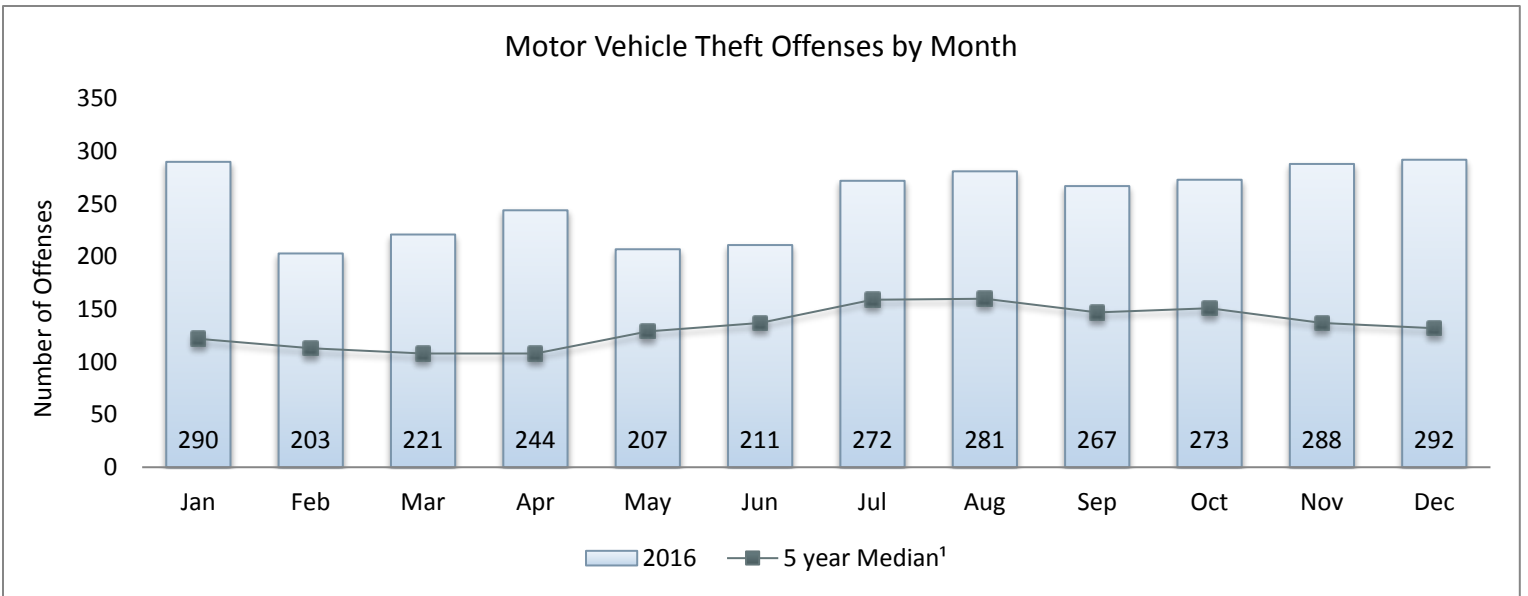
Year	Offenses	Index Change	Rate Change
2012	1516	10.01	8.7
2013	1686	11.2	10.7
2014	1730	2.6%	2.4%
2015	2040	17.9%	17.5%
2016	3049	49.5%	48.7%

Vehicle Theft rate increased 48.7 % from 2015 to 2016



¹ National crime rate from FBI's [Crime in the United States by Volume and Rate](#). National data for 2016 was not available at the time of this publication.

² Five Year median calculated from Crime in Alaska reports 2011-2015.

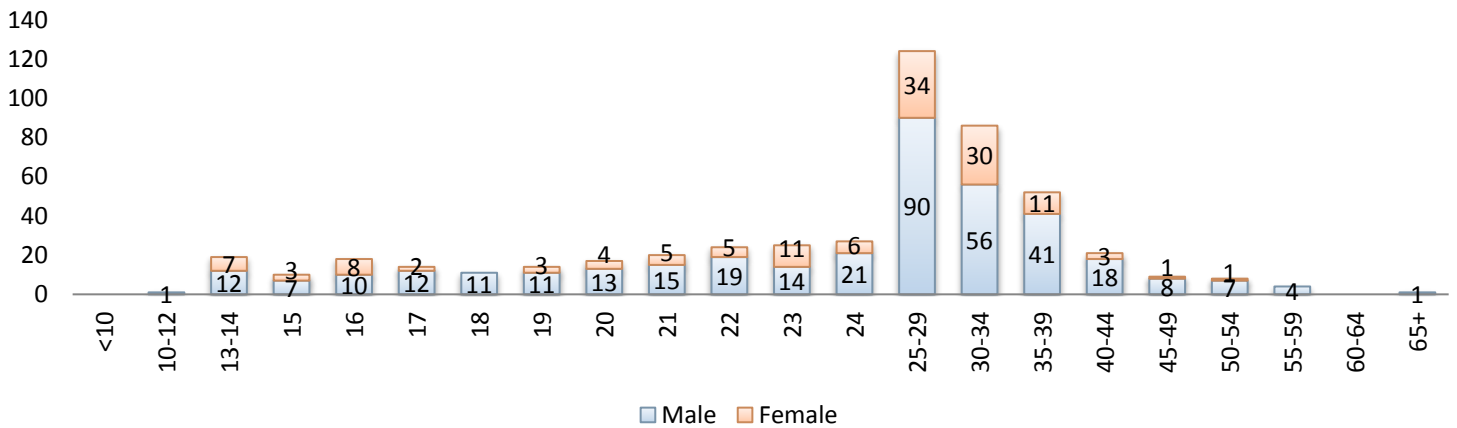


Vehicle Type	2012	2013	2014	2015	2016
Autos	919	994	1030	1184	1876
Other Vehicles ²	293	354	330	351	404
Trucks / Buses	305	338	370	505	769

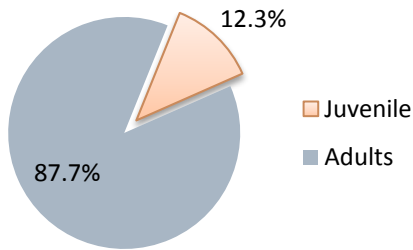
¹ Five Year median calculated from Crime in Alaska reports 2011-2015.

² The category Motor Vehicle Theft—Other Vehicles includes all other motor vehicles that meet the UCR definition such as snow machines, motorcycles, motor scooters, trail bikes, mopeds, golf carts, all-terrain vehicles, go-carts, mini-bikes, and motorized wheelchairs.

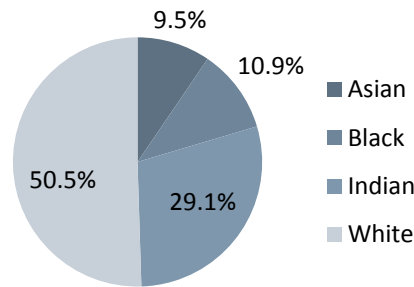
Motor Vehicle Theft Arrests by Age¹



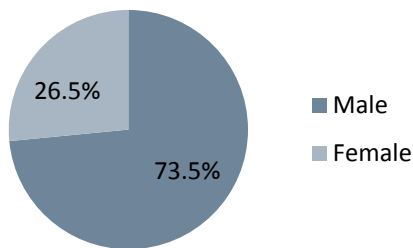
Vehicle Theft Arrests by Age Group²



Vehicle Theft Arrests by Race



Vehicle Theft Arrests by Sex



Race	Arrests
Asian	48
Black	55
American Indian / Alaska Native	147
Pacific Islander	0
White	255

Age	Male	Female
<10		
10-12	1	
13-14	12	7
15	7	3
16	10	8
17	12	2
18	11	
19	11	3
20	13	4
21	15	5
22	19	5
23	14	11
24	21	6
25-29	90	34
30-34	56	30
35-39	41	11
40-44	18	3
45-49	8	1
50-54	7	1
55-59	4	
60-64		
65+	1	

¹ A note on arrests: The reporting agencies provide a record of the total number of persons arrested, cited, or summoned (served) for criminal acts in all Part I and Part II crimes. In addition, they furnish basic data concerning the personal characteristics—age, sex, race, and ethnicity—of persons arrested in a particular month. The UCR program collects data on the number of persons arrested, not the number of charges lodged. For example, a person may be arrested on several charges at one time; in this situation, the agency only scores one arrest under the most important offense category as determined by the agency.

² Graphs may not total 100.0% due to rounding

2016 Arson

Definition

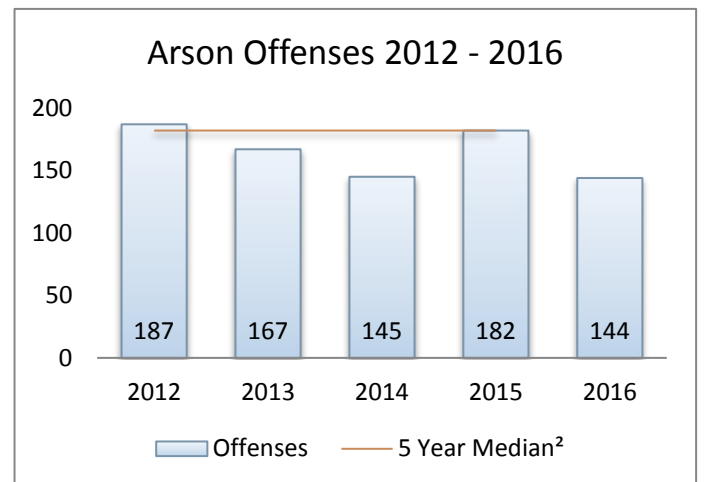
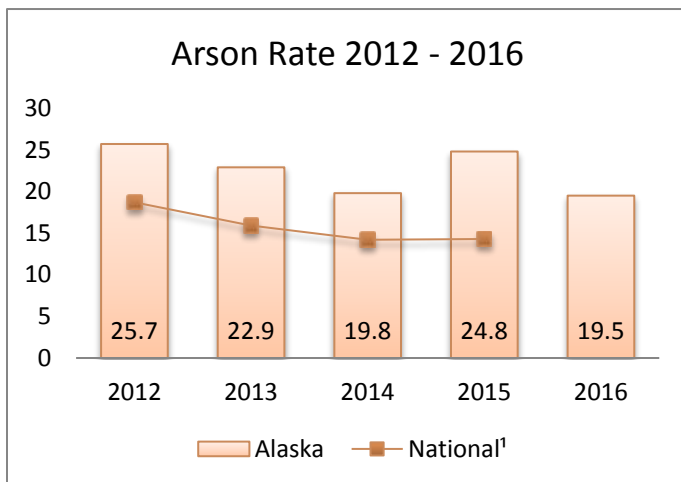
The Uniform Crime Reporting (UCR) Program defines arson as any willful or malicious burning or attempting to burn, with or without intent to defraud, a dwelling house, public building, motor vehicle or aircraft, personal property of another, etc.

Summary

There were a total of 144 arson offenses reported in 2016, representing a nearly 21% decrease from 2015. The total property damage reported from arson offenses totaled \$5,000,124. Arrest data submitted by reporting agencies indicated that 55% of arrested individuals were juveniles, making arson the offense associated with the highest number of juvenile arrests. Eighty point six (80.6) of arrested offenders were male.

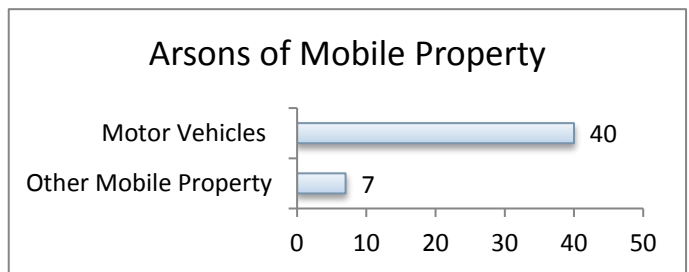


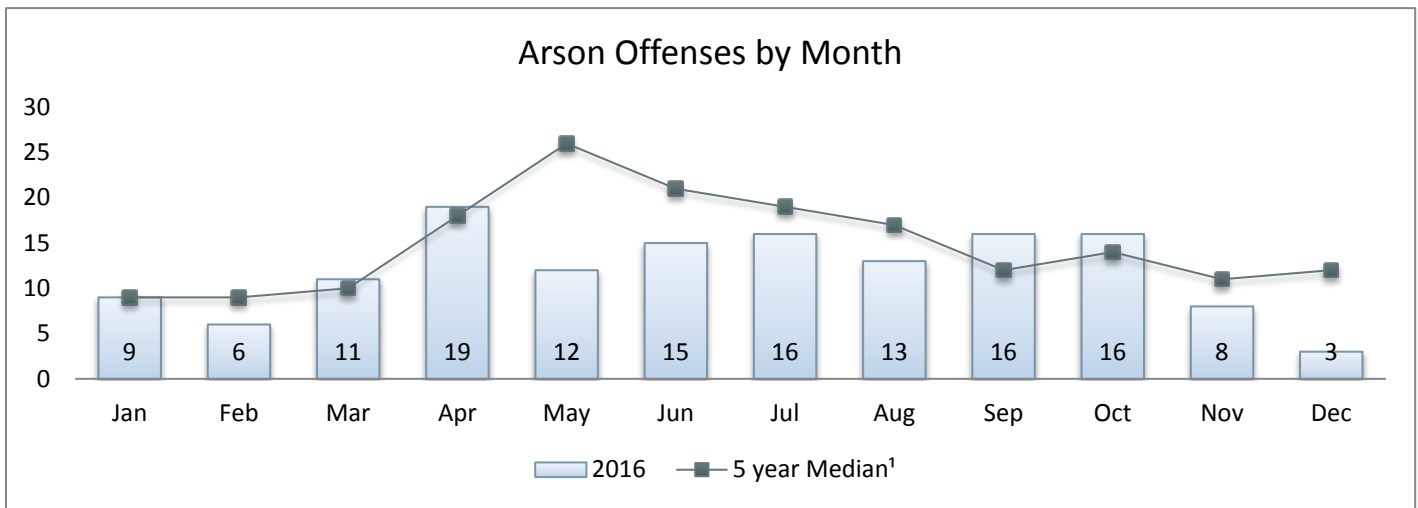
Year	Offenses	Index Change	Rate Change
2012	187	-15.8%	-16.8%
2013	167	-10.7%	-10.9%
2014	145	25.5%	25.1%
2015	182	25.5%	25.1%
2016	144	-20.9%	-21.3%

Arson rate decreased 21.3% from 2015 to 2016



¹ National crime rate from FBI's [Arson Rate by Population Group, 2015](#). National data for 2016 was not available at the time of this publication.

² Five Year median calculated from Crime in Alaska reports 2011-2015.



Structural Types	Offenses	Property Loss
Residential	39	\$333,262
Community/Public	11	\$1,803,853
Other Commercial	10	\$2,465,252
Storage	9	\$86,500
All Other Structure	3	\$50,199

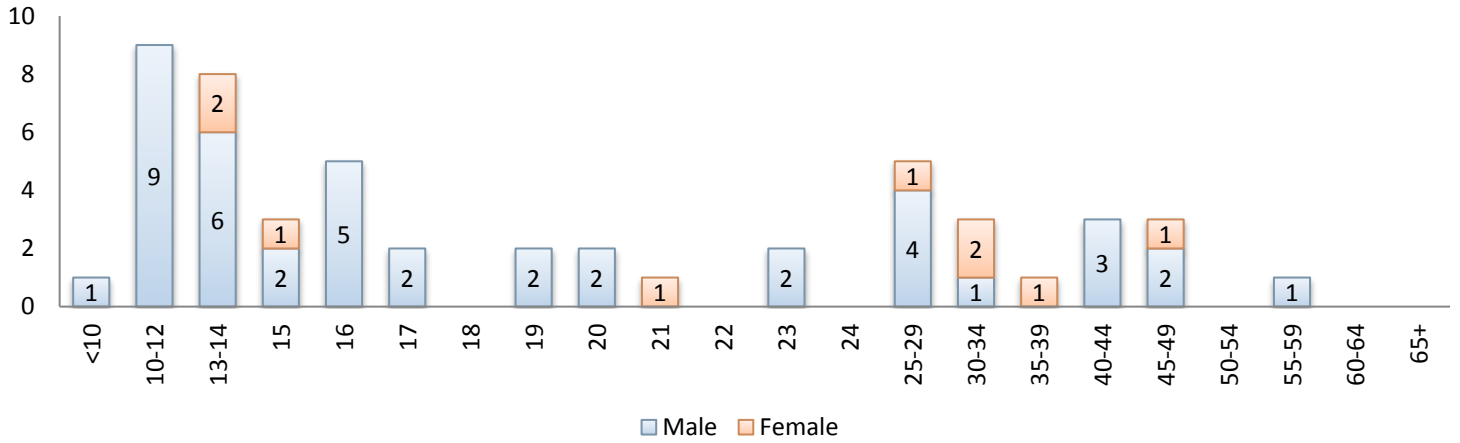
Mobile	Offenses	Property Loss
Motor Vehicles	40	\$119,806
Other Mobile Property	7	\$9,222

All Other	Offenses	Property Loss
Other ²	25	\$132,030

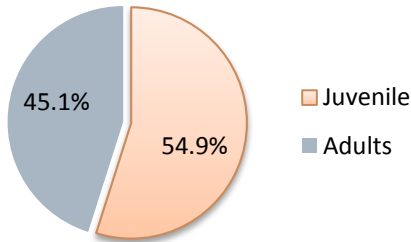
¹ Five Year median calculated from Crime in Alaska reports 2011-2015.

² Category "other" includes crops, timber, fences, signs, etc.

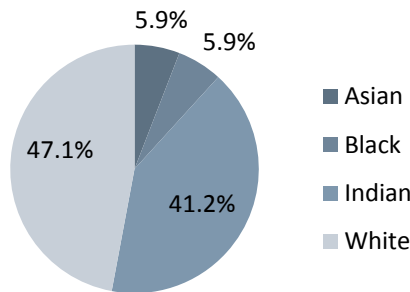
Arson Arrests by Age¹



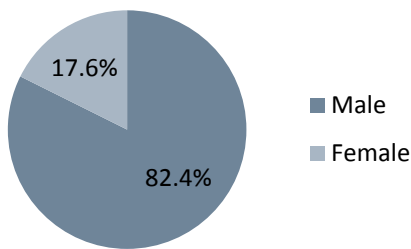
Arson Arrests by Age Group²



Arson Arrests by Race



Arson Arrests by Sex



Race	Arrests
Asian	3
Black	3
American Indian/ Alaska Native	21
Pacific Islander	0
White	24

Age	Male	Female
<10	1	
10-12	9	
13-14	6	2
15	2	1
16	5	
17	2	
18		
19	2	
20	2	
21		1
22		
23	2	
24		
25-29	4	1
30-34	1	2
35-39		1
40-44	3	
45-49	2	1
50-54		
55-59	1	
60-64		
65+		

¹ A note on arrests: The reporting agencies provide a record of the total number of persons arrested, cited, or summoned (served) for criminal acts in all Part I and Part II crimes. In addition, they furnish basic data concerning the personal characteristics—age, sex, race, and ethnicity—of persons arrested in a particular month. The UCR program collects data on the number of persons arrested, not the number of charges lodged. For example, a person may be arrested on several charges at one time; in this situation, the agency only scores one arrest under the most important offense category as determined by the agency.

² Graphs may not total 100.0% due to rounding

RETURN A - MONTHLY RETURN OF OFFENSES KNOWN TO POLICE

(1) Classification of Offense	(2) Offenses Reported	(3) Unfounded Offenses	(4) Actual Offenses	(5) Offenses Cleared	(6) Juveniles Only
CRIMINAL HOMICIDE					
MURDER/NONNEG MANSLAUGHTER	60	8	52	42	8
MANSLAUGHTER BY NEGLIGENCE	9		9	8	
TOTAL	69	8	61	50	8
RAPE					
RAPE	1052	92	960	180	31
ATTEMPTS TO COMMIT RAPE	93	4	89	26	4
TOTAL	1145	96	1049	206	35
ROBBERY					
FIREARM	245	3	242	56	1
KNIFE/CUTTING INSTRUMENT	84	3	81	28	3
OTHER DANGEROUS WEAPON	117	1	116	42	6
STRONG-ARM (HANDS, FISTS)	420	11	409	145	7
TOTAL	866	18	848	271	17
ASSAULT					
FIREARM	896	13	883	467	30
KNIFE OR CUTTING INSTRUMENT	772	22	750	496	47
OTHER DANGEROUS WEAPON	1249	25	1224	795	63
HANDS, FIST, FEET, AGGRAVATED	1158	23	1135	703	34
OTHER ASSAULTS - SIMPLE	10057	474	9583	5567	387
TOTAL	14132	557	13575	8028	561
BURGLARY					
FORCIBLE ENTRY	2351	21	2330	313	34
UNLAWFUL ENTRY - NO FORCE	1464	30	1434	252	25
ATTEMPTED FORCIBLE ENTRY	278	6	272	39	10
TOTAL	4093	57	4036	604	69
LARCENY-THEFT					
THEFT (EX MOTOR VEHICLE)	17987	304	17683	2786	255
TOTAL	17987	304	17683	2786	255
MOTOR VEHICLE THEFT					
AUTOS	1998	122	1876	374	34
TRUCKS AND BUSES	794	25	769	145	9
OTHER VEHICLES	416	12	404	46	9
TOTAL	3208	159	3049	565	52
GRAND TOTAL	41500	1199	40301	12510	997

PROPERTY STOLEN BY CLASSIFICATION

CLASSIFICATION OF OFFENSES	NUMBER ACTUAL OFFENSES	VALUE OF PROPERTY STOLEN
MURDER/NONNEG MANSLAUGHTER	52	\$ 10,600
RAPE	1051	\$ 2,102
ROBBERY		
HIGHWAY (STREET, ALLEYS, ETC.)	368	\$ 319,603
COMMERCIAL HOUSE	140	\$ 26,153
GAS OR SERVICE STATION	36	\$ 19,125
CONVENIENCE STORE	26	\$ 2,248
RESIDENCE	123	\$ 181,185
BANK	14	\$ 18,481
MISCELLANEOUS	141	\$ 70,244
TOTAL ROBBERY	848	\$ 637,039
BURGLARY		
RESIDENCE (DWELLING)		
NIGHT (6PM-6AM)	543	\$ 952,503
DAY (6AM-6PM)	638	\$ 1,769,351
UNKNOWN	1313	\$ 4,876,193
NON-RESIDENCE (STORE ETC.)		
NIGHT (6PM-6AM)	641	\$ 1,247,362
DAY (6AM-6PM)	276	\$ 513,132
UNKNOWN	625	\$ 1,492,966
TOTAL BURGLARY	4036	\$ 10,851,507
LARCENY-THEFT		
\$200 AND OVER	8801	\$ 13,351,550
\$50 TO \$200	3513	\$ 417,082
UNDER \$50	5369	\$ 80,451
TOTAL	17683	\$ 13,849,083
6X. NATURE OF LARCENIES UNDER ITEM 6		
POCKET-PICKING	59	\$ 20,343
PURSE-SNATCHING	35	\$ 9,290
SHOPLIFTING	3383	\$ 698,735
FROM MOTOR VEHICLE	5261	\$ 3,517,707
MOTOR VEHICLE PARTS & ACCESSORIES	929	\$ 421,647
BICYCLES	1102	\$ 694,361
FROM BUILDING(EX C&H)	3365	\$ 4,000,417
FROM COIN-OP MACHINES	25	\$ 18,296
ALL OTHER	3524	\$ 4,468,287
TOTAL LARCENY	17683	\$ 13,849,083
MOTOR VEHICLE THEFT	3049	\$ 23,246,920
STOLEN & RECOVERED LOCALLY	2171	\$ 1,546,796
STOLEN LOCALLY & RECOVERED OTHER	143	\$ 2,500
TOTAL STOLEN OTHER & RECOVERED LOCAL	2314	\$ 1,549,296
STOLEN IN OTHER JURIS & RECOVERED LOCALLY	71	\$ 25,800
TOTAL MOTOR VEHICLE THEFT	3049	\$ 23,246,920
GRAND TOTAL	26719	\$ 48,597,251

PROPERTY BY TYPE AND VALUE

Type of Property (1)	Monetary Value of Property Stolen in Your Jurisdiction	
	STOLEN (2)	RECOVERED (3)
CURRENCY, NOTES, ETC.	\$ 2,524,715	\$ 83,603
JEWELRY & PRECIOUS METALS	\$ 4,495,470	\$ 162,827
CLOTHING AND FURS	\$ 1,260,042	\$ 114,134
LOCALLY STOLEN MOTOR VEHICLE	\$ 24,275,930	\$ 21,359,032
OFFICE EQUIPMENT	\$ 1,180,523	\$ 111,286
TV, RADIOS, CAMERAS, ETC.	\$ 1,257,211	\$ 86,425
FIREARMS	\$ 1,085,462	\$ 177,899
HOUSEHOLD GOODS	\$ 695,310	\$ 58,172
CONSUMABLE GOODS	\$ 579,828	\$ 66,063
LIVESTOCK	\$ 3,232	\$ 501
MISCELLANEOUS	\$ 11,239,528	\$ 2,382,964
GRAND TOTAL	\$ 48,597,251	\$ 24,602,906

LAW ENFORCEMENT OFFICERS KILLED OR ASSAULTED

Type of activity	Total assaults by weapon	Type of Weapon				Type of Assignment							Officer assaults cleared
		Firearm	Knife or other cutting instrument	Other dangerous weapon	Hands, fists, feet, etc.	Two-officer vehicle	One-officer vehicle		Detective or special assign.		Other		
							Alone	Asst	Alone	Ast	Alone	Asst	
A	B	C	D	E	F	G	H	I	J	K	L	M	
1. Responding to disturbance calls (family quarrels, person with firearm, etc.)	220	10	9	30	171	5	62	147		2		4	212
2. Burglaries in progress or pursuing burglary suspects	15	6		3	6		2	13					15
3. Robberies in progress or pursuing robbery suspects	10		4		6	2		8					10
4. Attempting other arrests	142	11	4	17	110	1	18	115	1	4		3	135
5. Civil disorder (riot, mass disobedience, etc.)	2				2							2	
6. Handling, transporting, custody of prisoners	117			10	107	11	21	77	2		2	4	113
7. Investigating suspicious persons or circumstances	42	6		9	27	1	7	34					40
8. Ambush – no warning	1	1					1						1
9. Mentally deranged	17			3	14	4	1	12					17
10. Traffic pursuits and stops	48	6		27	15	2	14	31	1				47
11. All other	31	3		4	24	3	11	12	1	1	2	1	28
12. TOTAL (1-11)	645	43	17	103	482	29	137	449	5	7	4	14	618
13. Number with person injury	96	5		20	71								
14. Number without personal injury	549	38	17	83	411								

15. Time of assaults	12 AM	2 AM	4 AM	6 AM	8 AM	10 AM	NOON	2 PM	4 PM	6 PM	8 PM	10 PM	UNK
	102	66	31	19	29	29	35	40	51	81	82	80	

AGE, SEX AND RACE OF PERSONS ARRESTED
18 Years of age and over

CLASSIFICATIONS OF OFFENSES	UCR	SEX	AGE														TOT	RACE						
			18	19	20	21	22	23	24	25-29	30-34	35-39	40-44	45-49	50-54	55-59		60-64	65 OV	WHT	BLK	IND	ASN	PAC
MURDER/NONNEG MANSLAUGHTER	01A	M	2	3	1	1	1	2	1	6	5	3	1	1	1	2			30	13	9	10	1	
		F					1			1				1					3					
MANSLAUGHTER BY NEGLIGENCE	01B	M	1	3								1						5	3	2				
		F																						
RAPE	02	M	3	1	2	1	3	5	4	14	12	15	16	8	10	7	3	3	107	39	7	59	4	
		F										1			1				2					
ROBBERY	03	M	13	12	5	6	13	8	12	38	33	19	12	4	8			183	109	42	77	17	2	
		F	2	2	2	3	2	4	4	17	11	7	2	2	5	1			64					
AGGRAVATED ASSAULT	04	M	28	30	39	44	41	45	58	256	236	159	116	94	80	53	18	9	1306	681	174	760	75	3
		F	5	10	6	12	14	20	26	86	60	47	29	27	17	16	7	5	387					
BURGLARY	05	M	11	12	14	10	16	27	18	66	68	40	30	18	18	12	4		364	223	37	150	24	
		F		3	3		7	1	1	19	15	10	2	2	4	2	1		70					
LARCENY	06	M	34	51	41	44	57	40	52	293	216	166	106	78	68	58	20	11	1335	1333	153	565	47	3
		F	25	30	11	27	30	34	27	186	162	84	45	37	40	12	11	5	766					
MOTOR VEHICLE THEFT	07	M	11	11	13	15	19	14	21	90	56	41	18	8	7	4		1	329	231	46	120	46	
		F		3	4	5	5	11	6	34	30	11	3	1	1				114					
OTHER ASSAULTS	08	M	38	56	64	84	89	90	123	583	508	379	257	198	190	106	44	31	2840	1506	282	2085	117	13
		F	26	32	31	46	52	63	64	250	190	135	100	64	59	29	14	8	1163					
ARSON	09	M		2	2			2		4	1		3	2		1			17	12	1	8	2	
		F				1				1	2	1		1					6					
FORGERY	10	M		1	2	2	1	2	1	14	13	9	4	6	1	3			59	60	13	19	3	
		F		1	2			1	1	6	16	6	1	1		1			36					
FRAUD	11	M	2	3	6	2	7	10	9	21	24	13	11	20	9	6	1	1	145	124	17	72	13	
		F	1	2	1	4	4	2	4	12	18	9	6	9	4	2	2	1	81					
EMBEZZLEMENT	12	M	3	2	2		4	1	1	9	6	1	2	1		1			33	40	12	12	7	2
		F	2	5	7	2		3	2	6	5	1	3	1	2		1		40					
STOLEN PROPERTY	13	M	1	3	3	2	7	3	1	11	17	7	4	4	1				64	41	11	16	9	
		F						2		2	4	3	2						13					
VANDALISM	14	M	18	19	19	35	41	32	23	155	120	82	40	24	30	13	6	6	663	397	83	356	53	
		F	10	7	6	7	15	7	17	49	39	23	19	10	11	3	2	1	226					
WEAPONS	15	M	6	15	10	22	15	12	7	51	41	26	21	9	8	9	4	6	262	168	48	53	18	
		F		1	1		1	1	3	7	3	2	3		2	1			25					
PROSTITUTION	16	M							1	1	5	1		2					10	8	3	1	1	
		F									1		1		1				3					
PROSTITUTION	16a	M									1								1	3				
		F									1				1				2					

AGE, SEX AND RACE OF PERSONS ARRESTED
18 Years of age and over

CLASSIFICATIONS OF OFFENSES	UCR	SEX	AGE														TOT	RACE							
			18	19	20	21	22	23	24	25-29	30-34	35-39	40-44	45-49	50-54	55-59		60-64	65 OV	WHT	BLK	IND	ASN	PAC	
ASSISTING OR PROMOTING PROSTITUTION	16b	M								1		3			1					5	3	2	1		
		F											1							1					
PURCHASING PROSTITUTION	16c	M								1	2			1					4	2	1		1		
		F																							
SEX OFFENSES	17	M	1	2	4	10	3	4	10	35	26	30	28	26	15	20	12	6	232	79	11	155	3		
		F		1			1				3	2	2	3	1	1	1	1	16						
DRUG/SALE/MAN	180	M	2	6	5	2	5	4	2	38	26	18	8	9	4	5	2	1	137	141	14	35	5	1	
		F		2	2	5	1	2	2	11	10	7	5	5	4		1	2	59						
NARCOTICS	180a	M	1		1	1	3	4	1	21	12	7	4	7	3	2	2	1	70	82	10	14	2		
		F		1	1	4	1	1	2	9	5	2	4	4	3		1		38						
MARIJUANA	180b	M		5	2	1				2	2	1						13	12	2	2				
		F			1										1			1						3	
SYNTHETIC NARC	180c	M	1	1	2		2		1	10	11	8	1	2	1	2		42	35	2	14	2			
		F		1		1		1		1	4	2						1						11	
OTHER/NON-NARC	180d	M								5	1	2	3			1		12	12		5	1	1		
		F								1	1	3	1	1				7							
DRUG/POSSESSION	185	M	25	25	10	9	12	18	12	87	74	50	25	29	15	14	4	2	411	407	35	132	29		
		F	14	10	11	3	6	7	9	58	28	17	10	11	5	2	1		192						
NARCOTICS	185e	M	1	2		3	3	7	3	31	33	17	7	8	5	2	1	1	124	147	13	24	7		
		F					2	4	5	28	11	4	5	6	1	1			67						
MARIJUANA	185f	M	22	16	7		1	2	1	6	1	4	4			4	3	1	72	64	3	33	5		
		F	12	8	5				1	1	1	1	1	2	1				33						
SYNTHETIC NARC	185g	M	1	2		2	4	5	3	24	18	8	4	5	3	3		82	93	4	21	2			
		F		1	3	1	2	1		12	6	7	2	2		1								38	
OTHER/NON-NARC	185h	M	1	5	3	4	4	4	5	26	22	21	10	16	7	5		133	103	15	54	15			
		F	2	1	3	2	2	2	3	17	10	5	2	1	3		1							54	
GAMBLING	19	M																							
		F																							
BOOKMAKING	19a	M																							
		F																							
NUMBERS	19b	M																							
		F																							
OTHER GAMBLING	19c	M																							
		F																							
FAMILY/CHILD	20	M	2	1		4	2	3	2	20	18	11	10	4	5	4	3	2	91	74	12	102	6		
		F	1	1	2		7	4	2	20	30	14	14	3	2	1	2		103						

AGE, SEX AND RACE OF PERSONS ARRESTED
18 Years of age and over

CLASSIFICATIONS OF OFFENSES	UCR	SEX	AGE																	TOT	RACE				
			18	19	20	21	22	23	24	25-29	30-34	35-39	40-44	45-49	50-54	55-59	60-64	65 OV	WHT		BLK	IND	ASN	PAC	
			DRIVING INFLUENCE	21	M	32	43	36	78	94	89	79	434	302	210	156	156	179	120		64	54	2126	1985	177
		F	9	25	20	36	39	34	40	190	134	100	81	77	51	37	17	16	906						
LIQUOR LAWS	22	M	34	74	55	9	8	4	8	56	16	21	25	27	48	52	16	3	456	183	23	440	4	4	
		F	27	29	20	1	1	2	1	17	22	11	14	22	16	14		1	198						
DRUNKENNESS	23	M	4	4	6	2	2	2	2	12	9	8	6	3	5	6		1	72	26	2	66			
		F	2	6	2			1	2	3	1	2	2				1		22						
DISORDERLY CONDUCT	24	M	7	14	6	22	22	22	13	114	81	64	46	35	49	29	10	2	536	245	44	427	10	1	
		F	3	6	3	9	9	7	13	40	32	22	19	16	9	3			191						
VAGRANCY	25	M									2			1					3	1		2	1		
		F													1				1						
ALL OTHER	26	M	119	147	198	225	276	259	317	1509	1317	951	673	608	634	489	260	230	8212	6084	838	3594	519	36	
		F	48	69	69	82	130	101	132	672	485	311	217	188	174	100	44	37	2859						
SUSPICION	27	M																							
		F																							
HUMAN TRAFFICKING/COMMERCIAL SEX ACTS	30	M									1	1	1						3	1	2				
		F																							
HUMAN TRAFFICKING/INVOLUNTARY SERVITUDE	31	M																							
		F																							
TOTAL BY SEX		M	397	540	543	629	738	698	777	3917	3233	2326	1619	1375	1385	1014	471	369	20031	14214	2098	10071	1125	69	
		F	175	245	203	243	325	307	356	1690	1300	826	581	479	410	225	105	76	7546						
GRAND TOTAL			572	785	746	872	1063	1005	1133	5607	4533	3152	2200	1854	1795	1239	576	445	27577	14214	2098	10071	1125	69	

AGE, SEX AND RACE OF PERSONS ARRESTED
under 18 Years of age

CLASSIFICATIONS OF OFFENSES	UCR	SEX	AGE							TOT	RACE				
			Under 10	10-12	13-14	15	16	17	WHT		BLK	IND	ASN	PAC	
MURDER/NONNEG MANSLAUGHTER	01A	M		1	1	1	3	2	8	6	1	1			
		F													
MANSLAUGHTER BY NEGLIGENCE	01B	M													
		F													
RAPE	02	M		1	8	2	8	2	21	11	1	8		1	
		F													
ROBBERY	03	M	1	2	4	7	8	9	31	12	12	4	7		
		F				2	1	1	4						
AGGRAVATED ASSAULT	04	M	4	20	38	17	24	24	127	52	24	65	8		
		F			5	4	5	8	22						
BURGLARY	05	M	1	6	34	15	18	20	94	32	6	64	2		
		F		1	3	2	1	3	10						
LARCENY	06	M	10	14	45	41	43	38	191	145	51	90	12	2	
		F	3	15	26	26	19	20	109						
MOTOR VEHICLE THEFT	07	M		1	12	7	10	12	42	24	9	27	2		
		F			7	3	8	2	20						
OTHER ASSAULTS	08	M		20	56	44	38	38	196	127	53	103	13	1	
		F		7	27	18	31	18	101						
ARSON	09	M	1	9	6	2	5	2	25	12	2	13	1		
		F			2	1			3						
FORGERY	10	M					1		1	1					
		F													
FRAUD	11	M			1		4	3	8	6	2	2			
		F			2				2						
EMBEZZLEMENT	12	M						3	3	5	1		2		
		F				1	3	1	5						
STOLEN PROPERTY	13	M			1	2	2		5	3	1	1			
		F													
VANDALISM	14	M	1	10	40	28	14	16	109	59	29	40	7		
		F		4	10	5		7	26						
WEAPONS	15	M		3	4	4	3	6	20	14	5	3	2		
		F						4	4						
PROSTITUTION	16	M													
		F													
PROSTITUTION	16a	M													
		F													

AGE, SEX AND RACE OF PERSONS ARRESTED
under 18 Years of age

CLASSIFICATIONS OF OFFENSES	UCR	SEX	AGE						TOT	RACE									
			Under 10	10-12	13-14	15	16	17		WHT	BLK	IND	ASN	PAC					
			ASSISTING OR PROMOTING PROSTITUTION	16b	M														
		F																	
PURCHASING PROSTITUTION	16c	M																	
		F																	
SEX OFFENSES	17	M	1	5	10	5	2	6	29	14	1	13	5						
		F			2			2	4										
DRUG/SALE/MAN	180	M			4		2	2	8	8	1	4							
		F			3	1		1	5										
NARCOTICS	180a	M								1									
		F				1			1										
MARIJUANA	180b	M			2			2	4	3	1	3							
		F			3				3										
SYNTHETIC NARC	180c	M					1		1	2									
		F						1	1										
OTHER/NON-NARC	180d	M			2		1		3	2		1							
		F																	
DRUG/POSSESSION	185	M		6	31	37	18	29	121	111	27	47	9						
		F		3	27	18	14	11	73										
NARCOTICS	185e	M			1	2			3	4	1								
		F			1	1			2										
MARIJUANA	185f	M		4	26	23	11	25	89	83	22	34	7						
		F		3	21	13	9	11	57										
SYNTHETIC NARC	185g	M			1	1	2	4	8	5	2	2	1						
		F					2		2										
OTHER/NON-NARC	185h	M		2	3	11	5		21	19	2	11	1						
		F			5	4	3		12										
GAMBLING	19	M																	
		F																	
BOOKMAKING	19a	M																	
		F																	
NUMBERS	19b	M																	
		F																	
OTHER GAMBLING	19c	M																	
		F																	
FAMILY/CHILD	20	M				1			1			1							
		F																	

AGE, SEX AND RACE OF PERSONS ARRESTED
under 18 Years of age

CLASSIFICATIONS OF OFFENSES	UCR	SEX	AGE							TOT	RACE				
			Under 10	10-12	13-14	15	16	17	WHT		BLK	IND	ASN	PAC	
			DRIVING INFLUENCE	21	M						5	16	21	19	
		F					5	5	10						
LIQUOR LAWS	22	M			8	13	21	25	67	55	4	59	2	1	
		F		1	13	8	17	15	54						
DRUNKENNESS	23	M				1	4	4	9	8		9	1		
		F				3	5	1	9						
DISORDERLY CONDUCT	24	M			2	1	1	1	5	4	3	4			
		F		1	3	1		1	6						
VAGRANCY	25	M													
		F													
ALL OTHER	26	M	5	4	23	30	51	85	198	143	33	78	14	1	
		F		2	12	12	16	29	71						
SUSPICION	27	M													
		F													
CURFEW	28	M		1	1	1	1	2	6	2		10			
		F		1	4	1			6						
RUN-AWAYS	29	M								1					
		F					1		1						
HUMAN TRAFFICKING/COMMERCIAL SEX ACTS	30	M													
		F													
HUMAN TRAFFICKING/INVOLUNTARY SERVITUDE	31	M													
		F													
TOTAL BY SEX		M	24	103	329	259	286	345	1346	874	266	656	89	6	
		F	3	35	146	106	126	129	545						
GRAND TOTAL			27	138	475	365	412	474	1891	874	266	656	89	6	

MONTHLY RETURN OF ARSON OFFENSES KNOWN TO LAW ENFORCEMENT

1 PROPERTY CLASSIFICATION	2 Offenses Reported or Known to Police (Include Unfounded and attempts)	3 Unfounded, i.e. False or Baseless Complaints	4 Number of Actual Offenses (Column 2 Minus Column 3) (Include Attempts)	5 Total Offenses Cleared by Arrest or Exceptional Means (Include Column 6)	6 Number of Clearances Involving Only Persons Under 18 Years of Age	7 Offenses Where Structures Uninhabited, Abandoned, or not Normally in Use	8 Estimated Value of Property Damage
STRUCTURAL							
A. Single Occupancy Residential: Houses, Townhouses, Duplexes, etc.	22		22	8	2	2	\$127,388
B. Other Residential: Apartments, Tenements, Flats, Hotels, Motels, Inns, Dormitories, Boarding Houses, etc.	17		17	5	2	1	\$205,874
C. Storage: Barns, Garages, Warehouses, etc.	9		9	4	2	2	\$86,500
D. Industrial/Manufacturing:							
E. Other Commercial: Stores, Restaurants, Offices, etc.	10		10	5	1	3	\$2,465,252
F. Community/Public: Churches, Jails, Schools, Colleges, Hospitals, etc.	11		11	6	4	5	\$1,803,853
G. All Other Structure: Out Buildings, Monuments, Buildings Under Constructions, etc.	3		3	1			\$50,199
TOTAL STRUCTURAL	72		72	29	11	13	\$4,739,066
MOBILE							
H. Motor Vehicles: Automobiles, Trucks, Buses, Motorcycles, etc. UCR Definition	40		40	9	3		\$119,806
I. Other Mobile Property: Trailers, Recreational Vehicles, Airplanes, Boats, etc.	7		7	3	2		\$9,222
TOTAL MOBILE	47		47	12	5		\$129,028
OTHER							
J. TOTAL OTHER Crops, Timber, Fences, Signs, etc.	25		25	7	6		\$132,030
TOTAL OTHER	25		25	7	6		\$132,030
GRAND TOTAL	144		144	48	22	13	\$5,000,124

HUMAN TRAFFICKING OFFENSES

(1) Human Trafficking Classification	(2) Offenses Reported	(3) Unfounded Offenses	(4) Actual Offenses	(5) Offenses Cleared	(6) Juveniles Only
Commercial Sex Acts	11		11	7	
Involuntary Servitude	1		1		
GRAND TOTAL	12		12	7	

RETURN A - MONTHLY RETURN OF OFFENSES KNOWN TO POLICE

(1) Classification of Offense	(2) Offenses Reported	(3) Unfounded Offenses	(4) Actual Offenses	(5) Offenses Cleared	(6) Juveniles Only
CRIMINAL HOMICIDE					
MURDER/NONNEG MANSLAUGHTER	9	1	8	6	3
MANSLAUGHTER BY NEGLIGENCE	2		2	2	
TOTAL	11	1	10	8	3
RAPE					
RAPE	101	9	92	22	6
ATTEMPTS TO COMMIT RAPE	6		6	3	
TOTAL	107	9	98	25	6
ROBBERY					
FIREARM	34		34	7	
KNIFE/CUTTING INSTRUMENT	8		8	3	
OTHER DANGEROUS WEAPON	7	1	6	4	
STRONG-ARM (HANDS, FISTS)	27	1	26	15	
TOTAL	76	2	74	29	
ASSAULT					
FIREARM	67	1	66	30	1
KNIFE OR CUTTING INSTRUMENT	71	2	69	50	2
OTHER DANGEROUS WEAPON	87		87	65	4
HANDS, FIST, FEET, AGGRAVATED	72	3	69	52	2
OTHER ASSAULTS - SIMPLE	871	48	823	498	29
TOTAL	1168	54	1114	695	38
BURGLARY					
FORCIBLE ENTRY	229	3	226	23	
UNLAWFUL ENTRY - NO FORCE	97	5	92	23	1
ATTEMPTED FORCIBLE ENTRY	19	2	17	4	
TOTAL	345	10	335	50	1
LARCENY-THEFT					
THEFT (EX MOTOR VEHICLE)	1216	20	1196	223	17
TOTAL	1216	20	1196	223	17
MOTOR VEHICLE THEFT					
AUTOS	209	15	194	36	3
TRUCKS AND BUSES	66	1	65	19	2
OTHER VEHICLES	33	2	31	13	1
TOTAL	308	18	290	68	6
GRAND TOTAL	3231	114	3117	1098	71

PROPERTY STOLEN BY CLASSIFICATION

CLASSIFICATION OF OFFENSES	NUMBER ACTUAL OFFENSES	VALUE OF PROPERTY STOLEN
MURDER/NONNEG MANSLAUGHTER	8	\$ 10,000
RAPE	98	\$ 1,151
ROBBERY		
HIGHWAY (STREET, ALLEYS, ETC.)	25	\$ 27,912
COMMERCIAL HOUSE	21	\$ 4,692
GAS OR SERVICE STATION	6	\$ 11,267
CONVENIENCE STORE	1	
RESIDENCE	13	\$ 6,638
BANK	1	
MISCELLANEOUS	7	\$ 2,053
TOTAL ROBBERY	74	\$ 52,562
BURGLARY		
RESIDENCE (DWELLING)		
NIGHT (6PM-6AM)	38	\$ 53,254
DAY (6AM-6PM)	59	\$ 205,251
UNKNOWN	85	\$ 449,954
NON-RESIDENCE (STORE ETC.)		
NIGHT (6PM-6AM)	62	\$ 52,740
DAY (6AM-6PM)	33	\$ 28,783
UNKNOWN	58	\$ 97,056
TOTAL BURGLARY	335	\$ 887,038
LARCENY-THEFT		
\$200 AND OVER	548	\$ 744,265
\$50 TO \$200	267	\$ 27,987
UNDER \$50	381	\$ 5,678
TOTAL	1196	\$ 777,930
6X. NATURE OF LARCENIES UNDER ITEM 6		
POCKET-PICKING	4	\$ 1,592
PURSE-SNATCHING	2	\$ 862
SHOPLIFTING	291	\$ 53,184
FROM MOTOR VEHICLE	312	\$ 168,668
MOTOR VEHICLE PARTS & ACCESSORIES	63	\$ 22,491
BICYCLES	23	\$ 18,635
FROM BUILDING(EX C&H)	282	\$ 334,396
FROM COIN-OP MACHINES		
ALL OTHER	219	\$ 178,102
TOTAL LARCENY	1196	\$ 777,930
MOTOR VEHICLE THEFT	290	\$ 2,545,675
STOLEN & RECOVERED LOCALLY	231	\$ 2,500
STOLEN LOCALLY & RECOVERED OTHER	8	
TOTAL STOLEN OTHER & RECOVERED LOCAL	239	\$ 2,500
STOLEN IN OTHER JURIS & RECOVERED LOCALLY	10	
TOTAL MOTOR VEHICLE THEFT	290	\$ 2,545,675
GRAND TOTAL	2001	\$ 4,274,356

PROPERTY BY TYPE AND VALUE

Type of Property (1)	Monetary Value of Property Stolen in Your Jurisdiction	
	STOLEN (2)	RECOVERED (3)
CURRENCY, NOTES, ETC.	\$ 229,938	\$ 8,698
JEWELRY & PRECIOUS METALS	\$ 288,852	\$ 19,730
CLOTHING AND FURS	\$ 125,932	\$ 10,114
LOCALLY STOLEN MOTOR VEHICLE	\$ 2,568,909	\$ 2,212,286
OFFICE EQUIPMENT	\$ 110,712	\$ 8,441
TV, RADIOS, CAMERAS, ETC.	\$ 127,448	\$ 11,974
FIREARMS	\$ 111,450	\$ 11,894
HOUSEHOLD GOODS	\$ 61,317	\$ 2,210
CONSUMABLE GOODS	\$ 31,344	\$ 3,190
LIVESTOCK		
MISCELLANEOUS	\$ 618,454	\$ 108,375
GRAND TOTAL	\$ 4,274,356	\$ 2,396,912

LAW ENFORCEMENT OFFICERS KILLED OR ASSAULTED

Type of activity	Total assaults by weapon	Type of Weapon				Type of Assignment							Officer assaults cleared
		Firearm	Knife or other cutting instrument	Other dangerous weapon	Hands, fists, feet, etc.	Two-officer vehicle	One-officer vehicle		Detective or special assign.		Other		
							Alone	Asst	Alone	Ast	Alone	Asst	
A	B	C	D	E	F	G	H	I	J	K	L	M	
1. Responding to disturbance calls (family quarrels, person with firearm, etc.)	28	1	2	2	23		9	19					28
2. Burglaries in progress or pursuing burglary suspects													
3. Robberies in progress or pursuing robbery suspects													
4. Attempting other arrests	15				15		1	12				2	15
5. Civil disorder (riot, mass disobedience, etc.)													
6. Handling, transporting, custody of prisoners	12			2	10	1		10	1				11
7. Investigating suspicious persons or circumstances	4			2	2		1	3					3
8. Ambush – no warning													
9. Mentally deranged	2				2			2					2
10. Traffic pursuits and stops	3			1	2		1	1	1				3
11. All other	4			2	2		1	2			1		2
12. TOTAL (1-11)	68	1	2	9	56	1	13	49	2		1	2	64
13. Number with person injury	12			3	9								
14. Number without personal injury	56	1	2	6	47								

15. Time of assaults	12 AM	2 AM	4 AM	6 AM	8 AM	10 AM	NOON	2 PM	4 PM	6 PM	8 PM	10 PM	UNK
	9	6	2	1	5	3	8	3	3	11	10	7	

AGE, SEX AND RACE OF PERSONS ARRESTED
18 Years of age and over

CLASSIFICATIONS OF OFFENSES	UCR	SEX	AGE														TOT	RACE						
			18	19	20	21	22	23	24	25-29	30-34	35-39	40-44	45-49	50-54	55-59		60-64	65 OV	WHT	BLK	IND	ASN	PAC
MURDER/NONNEG MANSLAUGHTER	01A	M	1								1	1	1						4	1	1	3		
		F								1									1					
MANSLAUGHTER BY NEGLIGENCE	01B	M																						
		F																						
RAPE	02	M						2			1	1	1		2		1	2	10	5		4	1	
		F																						
ROBBERY	03	M	1	3	2	1	1	1	3	2	2	3	4	1					24	13	4	10	3	
		F				2						1	1	1		1			6					
AGGRAVATED ASSAULT	04	M	5		5	2	1	3	5	23	10	15	8	8	7	6	2	1	101	46	15	75	4	
		F	3			2	1	2	4	11	6	4	1	1	2		2		39					
BURGLARY	05	M	3		1	1	1	5	2	6	11	4	1	2	3		1		41	26	5	14	3	
		F		1				1				3			2				7					
LARCENY	06	M	4	3	4	1	1	2	5	22	18	17	11	5	9	1	1	1	105	108	12	48	5	
		F	1	2	1	3	4	4	4	16	10	10	3	3	5		2		68					
MOTOR VEHICLE THEFT	07	M	1	1	1	4	2	4	3	9	2	1	3	1		3			35	22	5	12	9	
		F					2	1		5	4			1					13					
OTHER ASSAULTS	08	M	1	9	6	6	8	10	10	59	49	25	25	19	15	13	3	3	261	125	28	206	13	
		F	2	3	3	2	6	3	7	26	17	14	12	5	8	3			111					
ARSON	09	M								2									2	1		1		
		F																						
FORGERY	10	M			1					2	1	2	1	2					9	4	1	3	1	
		F																						
FRAUD	11	M	1							4	2	1	1	3	2				14	19	2	5		
		F					1	1				5	2		1			1	1	12				
EMBEZZLEMENT	12	M								1									1	6			1	
		F		1	1					1	1		1		1				6					
STOLEN PROPERTY	13	M			1					1	1	1							4	4		1	2	
		F						1					2						3					
VANDALISM	14	M	1	1	2	1	4	5	2	9	3	5	3		2	2		1	41	31	4	16	4	
		F		1		1					1	5		2	2	1	1		14					
WEAPONS	15	M	1		1	1				4	2	1	2	2			1	2	17	13	4		1	
		F											1						1					
PROSTITUTION	16	M																						
		F																						
PROSTITUTION	16a	M																						
		F																						

AGE, SEX AND RACE OF PERSONS ARRESTED
18 Years of age and over

CLASSIFICATIONS OF OFFENSES	UCR	SEX	AGE														TOT	RACE						
			18	19	20	21	22	23	24	25-29	30-34	35-39	40-44	45-49	50-54	55-59		60-64	65 OV	WHT	BLK	IND	ASN	PAC
ASSISTING OR PROMOTING PROSTITUTION	16b	M																						
		F																						
PURCHASING PROSTITUTION	16c	M																						
		F																						
SEX OFFENSES	17	M			1	1				3	4	3	1	2	2	2	2	1	22	10		12		
		F																						
DRUG/SALE/MAN	180	M					1	1		3	3	4	1	5	1	2	1	22	22	2	3			
		F							1		1	3						5						
NARCOTICS	180a	M						1		3				5		1	1	11	11	1	2			
		F											3					3						
MARIJUANA	180b	M																						
		F																						
SYNTHETIC NARC	180c	M					1				2	3	1		1	1		9	8	1	1			
		F											1					1						
OTHER/NON-NARC	180d	M									1	1						2	3					
		F								1								1						
DRUG/POSSESSION	185	M	2	2	1			2	1	4	3	6	2	2		2	1	28	29	2	16	2		
		F	3		2			1	1	7	1	2	2		2			21						
NARCOTICS	185e	M						1	1	1	2	1	1	1				8	12	1	2	1		
		F						1	1	4			2					8						
MARIJUANA	185f	M	2									1	1			1	1	6	4		6	1		
		F	3		1					1								5						
SYNTHETIC NARC	185g	M		1						1	1							3	3					
		F																						
OTHER/NON-NARC	185h	M		1	1			1		2		4		1		1		11	10	1	8			
		F			1					2	1	2			2			8						
GAMBLING	19	M																						
		F																						
BOOKMAKING	19a	M																						
		F																						
NUMBERS	19b	M																						
		F																						
OTHER GAMBLING	19c	M																						
		F																						
FAMILY/CHILD	20	M								3	1				1			5	6		11	1		
		F						1		4	6		2					13						

AGE, SEX AND RACE OF PERSONS ARRESTED
18 Years of age and over

CLASSIFICATIONS OF OFFENSES	UCR	SEX	AGE														TOT	RACE						
			18	19	20	21	22	23	24	25-29	30-34	35-39	40-44	45-49	50-54	55-59		60-64	65 OV	WHT	BLK	IND	ASN	PAC
			DRIVING INFLUENCE	21	M	3	3	4	5	11	7	3	27	21	15	10		10	24	11	3	4	161	158
		F	1	1	2	4	2	3	2	14	6	5	10	3	4	4			61					
LIQUOR LAWS	22	M	3	10	5	1		3		10		2	4	8	10	6			62	27		55		1
		F	5	2	2					4	2	1	1	3				1	21					
DRUNKENNESS	23	M			1			1	1	1		2	1	1	1				9			17		
		F		1						1	2	1	1				1		8					
DISORDERLY CONDUCT	24	M					5			3	8	6	11	8	7	4	2	1	55	24	5	42	2	
		F				1	2	1			1	3	4	1	3	2			18					
VAGRANCY	25	M																						
		F																						
ALL OTHER	26	M	9	12	17	24	24	24	26	134	100	85	55	43	44	30	12	11	650	462	93	288	42	
		F	5	7	7	8	12	5	10	55	30	26	22	16	23	3	3	3	235					
SUSPICION	27	M																						
		F																						
HUMAN TRAFFICKING/COMMERCIAL SEX ACTS	30	M											1						1	1				
		F																						
HUMAN TRAFFICKING/INVOLUNTARY SERVITUDE	31	M																						
		F																						
TOTAL BY SEX		M	36	44	53	48	59	70	64	337	241	205	144	121	127	80	29	26	1684	1163	194	886	103	1
		F	20	19	18	23	31	23	29	149	98	74	65	38	51	11	9	5	663					
GRAND TOTAL			56	63	71	71	90	93	93	486	339	279	209	159	178	91	38	31	2347	1163	194	886	103	1

AGE, SEX AND RACE OF PERSONS ARRESTED
under 18 Years of age

CLASSIFICATIONS OF OFFENSES	UCR	SEX	AGE						TOT	RACE				
			Under 10	10-12	13-14	15	16	17		WHT	BLK	IND	ASN	PAC
			MURDER/NONNEG MANSLAUGHTER	01A	M					1		1	2	1
		F												
MANSLAUGHTER BY NEGLIGENCE	01B	M												
		F												
RAPE	02	M												
		F												
ROBBERY	03	M											1	
		F				1			1					
AGGRAVATED ASSAULT	04	M		1	2	1	4		8	4		5		
		F			1				1					
BURGLARY	05	M					1		1			1		
		F												
LARCENY	06	M	1	2	1	2	2	4	12	7	9	8		
		F		6	4			2	12					
MOTOR VEHICLE THEFT	07	M			2		1	3	6		2	4	1	
		F			1				1					
OTHER ASSAULTS	08	M		1	4	3	1	5	14	11	7	7		
		F			2	1	4	4	11					
ARSON	09	M			1				1	1				
		F												
FORGERY	10	M												
		F												
FRAUD	11	M					1		1	1				
		F												
EMBEZZLEMENT	12	M								1				
		F					1		1					
STOLEN PROPERTY	13	M												
		F												
VANDALISM	14	M		1	4	1		2	8	2	3	5	1	
		F		2	1				3					
WEAPONS	15	M		1	1				2	2				
		F												
PROSTITUTION	16	M												
		F												
PROSTITUTION	16a	M												
		F												

AGE, SEX AND RACE OF PERSONS ARRESTED
under 18 Years of age

CLASSIFICATIONS OF OFFENSES	UCR	SEX	AGE						TOT	RACE									
			Under 10	10-12	13-14	15	16	17		WHT	BLK	IND	ASN	PAC					
			ASSISTING OR PROMOTING PROSTITUTION	16b	M														
		F																	
PURCHASING PROSTITUTION	16c	M																	
		F																	
SEX OFFENSES	17	M			2				2	1					2				
		F			1				1										
DRUG/SALE/MAN	180	M			1				1					2					
		F			1				1										
NARCOTICS	180a	M																	
		F																	
MARIJUANA	180b	M			1				1					2					
		F			1				1										
SYNTHETIC NARC	180c	M																	
		F																	
OTHER/NON-NARC	180d	M																	
		F																	
DRUG/POSSESSION	185	M			5	5	1		11	10	1	3							
		F			2	1			3										
NARCOTICS	185e	M				1			1	2									
		F			1				1										
MARIJUANA	185f	M			5	2	1		8	7	1	2							
		F			1	1			2										
SYNTHETIC NARC	185g	M																	
		F																	
OTHER/NON-NARC	185h	M				2			2	1		1							
		F																	
GAMBLING	19	M																	
		F																	
BOOKMAKING	19a	M																	
		F																	
NUMBERS	19b	M																	
		F																	
OTHER GAMBLING	19c	M																	
		F																	
FAMILY/CHILD	20	M																	
		F																	

AGE, SEX AND RACE OF PERSONS ARRESTED
under 18 Years of age

CLASSIFICATIONS OF OFFENSES	UCR	SEX	AGE							TOT	RACE					
			Under 10	10-12	13-14	15	16	17	WHT		BLK	IND	ASN	PAC		
			DRIVING INFLUENCE	21	M											
		F					1		1							
LIQUOR LAWS	22	M			3	2	1	2	8	4	1	5				
		F			1			1	2							
DRUNKENNESS	23	M														
		F														
DISORDERLY CONDUCT	24	M												2		
		F			2				2							
VAGRANCY	25	M														
		F														
ALL OTHER	26	M		1	2	5	6	8	22	13	2	7	1			
		F			1				1							
SUSPICION	27	M														
		F														
CURFEW	28	M		1					1					5		
		F		1	3				4							
RUN-AWAYS	29	M														
		F														
HUMAN TRAFFICKING/COMMERCIAL SEX ACTS	30	M														
		F														
HUMAN TRAFFICKING/INVOLUNTARY SERVITUDE	31	M														
		F														
TOTAL BY SEX		M	1	8	28	20	18	25	100	58	25	56	6			
		F		9	20	3	6	7	45							
GRAND TOTAL			1	17	48	23	24	32	145	58	25	56	6			

MONTHLY RETURN OF ARSON OFFENSES KNOWN TO LAW ENFORCEMENT

1 PROPERTY CLASSIFICATION	2 Offenses Reported or Known to Police (Include Unfounded and attempts)	3 Unfounded, i.e. False or Baseless Complaints	4 Number of Actual Offenses (Column 2 Minus Column 3) (Include Attempts)	5 Total Offenses Cleared by Arrest or Exceptional Means (Include Column 6)	6 Number of Clearances Involving Only Persons Under 18 Years of Age	7 Offenses Where Structures Uninhabited, Abandoned, or not Normally in Use	8 Estimated Value of Property Damage
STRUCTURAL							
A. Single Occupancy Residential: Houses, Townhouses, Duplexes, etc.	3		3	1		1	\$5,000
B. Other Residential: Apartments, Tenements, Flats, Hotels, Motels, Inns, Dormitories, Boarding Houses, etc.	1		1				\$499
C. Storage: Barns, Garages, Warehouses, etc.							
D. Industrial/Manufacturing:							
E. Other Commercial: Stores, Restaurants, Offices, etc.	1		1	1		1	\$225,000
F. Community/Public: Churches, Jails, Schools, Colleges, Hospitals, etc.	1		1				\$2,000
G. All Other Structure: Out Buildings, Monuments, Buildings Under Constructions, etc.							
TOTAL STRUCTURAL	6		6	2		2	\$232,499
MOBILE							
H. Motor Vehicles: Automobiles, Trucks, Buses, Motorcycles, etc. UCR Definition	3		3	1	1		\$15,302
I. Other Mobile Property: Trailers, Recreational Vehicles, Airplanes, Boats, etc.							
TOTAL MOBILE	3		3	1	1		\$15,302
OTHER							
J. TOTAL OTHER Crops, Timber, Fences, Signs, etc.							
TOTAL OTHER							
GRAND TOTAL	9		9	3	1	2	\$247,801

HUMAN TRAFFICKING OFFENSES

(1) Human Trafficking Classification	(2) Offenses Reported	(3) Unfounded Offenses	(4) Actual Offenses	(5) Offenses Cleared	(6) Juveniles Only
Commercial Sex Acts				1	
Involuntary Servitude					
GRAND TOTAL				1	

RETURN A - MONTHLY RETURN OF OFFENSES KNOWN TO POLICE

(1) Classification of Offense	(2) Offenses Reported	(3) Unfounded Offenses	(4) Actual Offenses	(5) Offenses Cleared	(6) Juveniles Only
CRIMINAL HOMICIDE					
MURDER/NONNEG MANSLAUGHTER	5	1	4	4	2
MANSLAUGHTER BY NEGLIGENCE					
TOTAL	5	1	4	4	2
RAPE					
RAPE	141	17	124	17	1
ATTEMPTS TO COMMIT RAPE	5		5	1	
TOTAL	146	17	129	18	1
ROBBERY					
FIREARM	16		16	5	
KNIFE/CUTTING INSTRUMENT	8		8	1	1
OTHER DANGEROUS WEAPON	7		7	5	1
STRONG-ARM (HANDS, FISTS)	27	1	26	8	
TOTAL	58	1	57	19	2
ASSAULT					
FIREARM	70	1	69	38	
KNIFE OR CUTTING INSTRUMENT	55	1	54	39	8
OTHER DANGEROUS WEAPON	67		67	40	5
HANDS, FIST, FEET, AGGRAVATED	68	1	67	41	2
OTHER ASSAULTS - SIMPLE	800	43	757	447	34
TOTAL	1060	46	1014	605	49
BURGLARY					
FORCIBLE ENTRY	164	1	163	27	1
UNLAWFUL ENTRY - NO FORCE	104	1	103	24	2
ATTEMPTED FORCIBLE ENTRY	17		17	2	
TOTAL	285	2	283	53	3
LARCENY-THEFT					
THEFT (EX MOTOR VEHICLE)	1172	22	1150	221	24
TOTAL	1172	22	1150	221	24
MOTOR VEHICLE THEFT					
AUTOS	131	7	124	26	3
TRUCKS AND BUSES	51	2	49	11	1
OTHER VEHICLES	30		30	1	
TOTAL	212	9	203	38	4
GRAND TOTAL	2938	98	2840	958	85

PROPERTY STOLEN BY CLASSIFICATION

CLASSIFICATION OF OFFENSES	NUMBER ACTUAL OFFENSES	VALUE OF PROPERTY STOLEN
MURDER/NONNEG MANSLAUGHTER	4	
RAPE	129	
ROBBERY		
HIGHWAY (STREET, ALLEYS, ETC.)	21	\$ 8,894
COMMERCIAL HOUSE	11	\$ 2,089
GAS OR SERVICE STATION		
CONVENIENCE STORE		
RESIDENCE	11	\$ 47,740
BANK		
MISCELLANEOUS	14	\$ 1,747
TOTAL ROBBERY	57	\$ 60,470
BURGLARY		
RESIDENCE (DWELLING)		
NIGHT (6PM-6AM)	42	\$ 135,907
DAY (6AM-6PM)	57	\$ 220,173
UNKNOWN	84	\$ 346,111
NON-RESIDENCE (STORE ETC.)		
NIGHT (6PM-6AM)	42	\$ 130,404
DAY (6AM-6PM)	19	\$ 72,821
UNKNOWN	39	\$ 168,388
TOTAL BURGLARY	283	\$ 1,073,804
LARCENY-THEFT		
\$200 AND OVER	526	\$ 765,315
\$50 TO \$200	225	\$ 23,739
UNDER \$50	399	\$ 5,972
TOTAL	1150	\$ 795,026
6X. NATURE OF LARCENIES UNDER ITEM 6		
POCKET-PICKING	5	\$ 4,808
PURSE-SNATCHING	3	\$ 1,107
SHOPLIFTING	284	\$ 48,405
FROM MOTOR VEHICLE	287	\$ 187,400
MOTOR VEHICLE PARTS & ACCESSORIES	59	\$ 22,612
BICYCLES	30	\$ 16,035
FROM BUILDING(EX C&H)	248	\$ 372,448
FROM COIN-OP MACHINES	1	\$ 11,000
ALL OTHER	233	\$ 131,211
TOTAL LARCENY	1150	\$ 795,026
MOTOR VEHICLE THEFT	203	\$ 1,821,833
STOLEN & RECOVERED LOCALLY	15	\$ 143,200
STOLEN LOCALLY & RECOVERED OTHER	1	\$ 2,500
TOTAL STOLEN OTHER & RECOVERED LOCAL	16	\$ 145,700
STOLEN IN OTHER JURIS & RECOVERED LOCALLY	1	
TOTAL MOTOR VEHICLE THEFT	203	\$ 1,821,833
GRAND TOTAL	1826	\$ 3,751,133

PROPERTY BY TYPE AND VALUE

Type of Property (1)	Monetary Value of Property Stolen in Your Jurisdiction	
	STOLEN (2)	RECOVERED (3)
CURRENCY, NOTES, ETC.	\$ 150,887	\$ 602
JEWELRY & PRECIOUS METALS	\$ 280,381	\$ 619
CLOTHING AND FURS	\$ 106,348	\$ 12,350
LOCALLY STOLEN MOTOR VEHICLE	\$ 2,062,615	\$ 1,974,552
OFFICE EQUIPMENT	\$ 83,274	\$ 12,299
TV, RADIOS, CAMERAS, ETC.	\$ 73,594	\$ 4,719
FIREARMS	\$ 114,844	\$ 15,819
HOUSEHOLD GOODS	\$ 65,685	\$ 22,371
CONSUMABLE GOODS	\$ 37,532	\$ 3,284
LIVESTOCK		
MISCELLANEOUS	\$ 775,973	\$ 179,701
GRAND TOTAL	\$ 3,751,133	\$ 2,226,316

LAW ENFORCEMENT OFFICERS KILLED OR ASSAULTED

Type of activity	Total assaults by weapon	Type of Weapon				Type of Assignment						Officer assaults cleared	
		Firearm	Knife or other cutting instrument	Other dangerous weapon	Hands, fists, feet, etc.	Two-officer vehicle	One-officer vehicle		Detective or special assign.		Other		
							Alone	Asst	Alone	Ast	Alone		Asst
A	B	C	D	E	F	G	H	I	J	K	L	M	
1. Responding to disturbance calls (family quarrels, person with firearm, etc.)	13	3		1	9		5	8					13
2. Burglaries in progress or pursuing burglary suspects													
3. Robberies in progress or pursuing robbery suspects													
4. Attempting other arrests	19		2	4	13		1	18					19
5. Civil disorder (riot, mass disobedience, etc.)													
6. Handling, transporting, custody of prisoners	10			3	7	2	2	5				1	10
7. Investigating suspicious persons or circumstances	3				3		1	2					3
8. Ambush – no warning													
9. Mentally deranged													
10. Traffic pursuits and stops	1			1			1						1
11. All other	3			1	2		2	1					3
12. TOTAL (1-11)	49	3	2	10	34	2	12	34				1	49
13. Number with person injury													
14. Number without personal injury	49	3	2	10	34								

15. Time of assaults	12 AM	2 AM	4 AM	6 AM	8 AM	10 AM	NOON	2 PM	4 PM	6 PM	8 PM	10 PM	UNK
	2	4	3	3	2			4	2	5	10	14	

AGE, SEX AND RACE OF PERSONS ARRESTED
18 Years of age and over

CLASSIFICATIONS OF OFFENSES	UCR	SEX	AGE													TOT	RACE								
			18	19	20	21	22	23	24	25-29	30-34	35-39	40-44	45-49	50-54		55-59	60-64	65 OV	WHT	BLK	IND	ASN	PAC	
MURDER/NONNEG MANSLAUGHTER	01A	M										1								1	1				
		F																							
MANSLAUGHTER BY NEGLIGENCE	01B	M																							
		F																							
RAPE	02	M	1								1	1	2		1		1			7	3	2	2		
		F																							
ROBBERY	03	M	1	1			2			1			1	1					7	5	1	5	1	1	
		F							1	1	2			1		1			6						
AGGRAVATED ASSAULT	04	M	1	1		4	3	4	2	9	13	16	7	9	4	2	2		77	38	9	43	5		
		F				1	1	2		2	3	4	1	2		2			18						
BURGLARY	05	M				1	1	1		6	8	5	2	1	3	2			30	18	2	17			
		F								2	2	1			1		1		7						
LARCENY	06	M	3	3	5	2	6	5	4	20	17	7	4	6	7	4	2		95	116	11	33	6		
		F	4	6	1	4	3	3	3	14	15	5	6	4		2		1	71						
MOTOR VEHICLE THEFT	07	M	2		1	1				7	5	4		1					21	12	6	5	3		
		F							1	3		1							5						
OTHER ASSAULTS	08	M		7	3	3	8	9	7	49	42	34	25	9	23	11	3	3	236	133	17	173	10		
		F	3	1	1	4	2	7	2	22	18	15	12	5	3	2			97						
ARSON	09	M		1															1			1			
		F																							
FORGERY	10	M											1	1					2	4	2				
		F								1	3								4						
FRAUD	11	M			2		2	1	2	1		3	1	1				1	14	11	3	7	1		
		F								2	1	1	1	1	2				8						
EMBEZZLEMENT	12	M											2						2	2	2	1			
		F								1	1		1						3						
STOLEN PROPERTY	13	M			1					1				1					3	1		2			
		F																							
VANDALISM	14	M	1	1	2	3	4	3	3	9	13	6	5	1	3	1			55	33	9	26	7		
		F		3		1	2	1	1	6	1	1	2	1	1				20						
WEAPONS	15	M	1					2	1	3	2	3	2	1	1	1			17	11	3	5	2		
		F							1	3									4						
PROSTITUTION	16	M																							
		F																							
PROSTITUTION	16a	M																							
		F																							

AGE, SEX AND RACE OF PERSONS ARRESTED
18 Years of age and over

CLASSIFICATIONS OF OFFENSES	UCR	SEX	AGE													TOT	RACE							
			18	19	20	21	22	23	24	25-29	30-34	35-39	40-44	45-49	50-54		55-59	60-64	65 OV	WHT	BLK	IND	ASN	PAC
ASSISTING OR PROMOTING PROSTITUTION	16b	M																						
		F																						
PURCHASING PROSTITUTION	16c	M																						
		F																						
SEX OFFENSES	17	M			1	1			1	2	2	4	1			2	1		15	3		12	1	
		F													1				1					
DRUG/SALE/MAN	180	M		1	1		1			3	5	2		2				15	17	2	4			
		F		2		1			1					1	3			8						
NARCOTICS	180a	M			1		1			2	3	1		1				9	13	1	1			
		F		1					1					1	3			6						
MARIJUANA	180b	M		1							1							2	1	1				
		F																						
SYNTHETIC NARC	180c	M							1	1	1		1					4	3		3			
		F		1		1												2						
OTHER/NON-NARC	180d	M																						
		F																						
DRUG/POSSESSION	185	M		1	1	1	3	3		8	10	2		4	1	2		36	40	4	9	2		
		F			1		1	2	3	8	1	2		1				19						
NARCOTICS	185e	M						1		1	3							5	8	1	1			
		F						1	2	1		1						5						
MARIJUANA	185f	M		1	1													2	2			1		
		F												1				1						
SYNTHETIC NARC	185g	M					2	1		3	4	1						11	11	1	1			
		F					1			1								2						
OTHER/NON-NARC	185h	M				1	1	1		4	3	1		4	1	2		18	19	2	7	1		
		F			1			1	1	6	1	1						11						
GAMBLING	19	M																						
		F																						
BOOKMAKING	19a	M																						
		F																						
NUMBERS	19b	M																						
		F																						
OTHER GAMBLING	19c	M																						
		F																						
FAMILY/CHILD	20	M								2			1				1	5	9	1	8	2		
		F			1		1			3	4	3	2		1			15						

AGE, SEX AND RACE OF PERSONS ARRESTED
18 Years of age and over

CLASSIFICATIONS OF OFFENSES	UCR	SEX	AGE															TOT	RACE					
			18	19	20	21	22	23	24	25-29	30-34	35-39	40-44	45-49	50-54	55-59	60-64		65 OV	WHT	BLK	IND	ASN	PAC
			DRIVING INFLUENCE	21	M	3	2	3	5	8	5	5	38	21	24	16	15		12	15	3	2	177	161
		F	1	1	1	3	2		1	9	11	6	5	4	4	1	3	1	53					
LIQUOR LAWS	22	M	2	7	5	2	1	1	1	5	1	4	2	1		3	2		37	10		45		
		F	2	2	1					2	4		3	2	2				18					
DRUNKENNESS	23	M									1		1			1			3			4		
		F						1											1					
DISORDERLY CONDUCT	24	M	1			1	2	2		8	9	6	5		4	3			41	18	2	32	3	
		F				1		1	1	3	1	2	4		1				14					
VAGRANCY	25	M																						
		F																						
ALL OTHER	26	M	7	9	11	25	17	27	25	105	103	56	51	50	42	46	16	13	603	442	67	288	43	3
		F	3	4	11	11	10	9	12	49	41	32	15	18	11	9	3	2	240					
SUSPICION	27	M																						
		F																						
HUMAN TRAFFICKING/COMMERCIAL SEX ACTS	30	M									1	1							2		2			
		F																						
HUMAN TRAFFICKING/INVOLUNTARY SERVITUDE	31	M																						
		F																						
TOTAL BY SEX		M	23	34	36	49	58	63	51	279	254	179	127	105	100	94	30	20	1502	1088	158	772	91	5
		F	13	19	17	26	22	26	26	132	108	73	52	40	30	17	7	4	612					
GRAND TOTAL			36	53	53	75	80	89	77	411	362	252	179	145	130	111	37	24	2114	1088	158	772	91	5

AGE, SEX AND RACE OF PERSONS ARRESTED
under 18 Years of age

CLASSIFICATIONS OF OFFENSES	UCR	SEX	AGE							TOT	RACE				
			Under 10	10-12	13-14	15	16	17	WHT		BLK	IND	ASN	PAC	
MURDER/NONNEG MANSLAUGHTER	01A	M		1					1	1					
		F													
MANSLAUGHTER BY NEGLIGENCE	01B	M													
		F													
RAPE	02	M			1				1	1					
		F													
ROBBERY	03	M			1	1	2	2	6	3		1	2		
		F													
AGGRAVATED ASSAULT	04	M	1	2	1	3	1		8	4	1	5			
		F						2	2						
BURGLARY	05	M	1	1	1	2		2	7		1	6			
		F													
LARCENY	06	M		1	6	5	6	10	28	20	10	2	3		
		F			2	2		3	7						
MOTOR VEHICLE THEFT	07	M				1	1	2	4	5	2	1			
		F			2	1	1		4						
OTHER ASSAULTS	08	M		4	7	2	2	6	21	11	9	6	1		
		F		1	2	1	2		6						
ARSON	09	M													
		F													
FORGERY	10	M													
		F													
FRAUD	11	M						2	2	2					
		F													
EMBEZZLEMENT	12	M													
		F													
STOLEN PROPERTY	13	M					1		1			1			
		F													
VANDALISM	14	M			7	4	3		14	8	3	4			
		F						1	1						
WEAPONS	15	M		1	1				2	2					
		F													
PROSTITUTION	16	M													
		F													
PROSTITUTION	16a	M													
		F													

AGE, SEX AND RACE OF PERSONS ARRESTED
under 18 Years of age

CLASSIFICATIONS OF OFFENSES	UCR	SEX	AGE						TOT	RACE				
			Under 10	10-12	13-14	15	16	17		WHT	BLK	IND	ASN	PAC
ASSISTING OR PROMOTING PROSTITUTION	16b	M												
		F												
PURCHASING PROSTITUTION	16c	M												
		F												
SEX OFFENSES	17	M			1			2	3	3				
		F												
DRUG/SALE/MAN	180	M			3		1		4	2	1	1		
		F												
NARCOTICS	180a	M												
		F												
MARIJUANA	180b	M			1				1		1			
		F												
SYNTHETIC NARC	180c	M												
		F												
OTHER/NON-NARC	180d	M			2		1		3	2		1		
		F												
DRUG/POSSESSION	185	M			3	3	1	3	10	7	5	4		
		F			1		3	2	6					
NARCOTICS	185e	M												
		F												
MARIJUANA	185f	M			1		1	3	5	5	3	3		
		F			1		3	2	6					
SYNTHETIC NARC	185g	M												
		F												
OTHER/NON-NARC	185h	M			2	3			5	2	2	1		
		F												
GAMBLING	19	M												
		F												
BOOKMAKING	19a	M												
		F												
NUMBERS	19b	M												
		F												
OTHER GAMBLING	19c	M												
		F												
FAMILY/CHILD	20	M												
		F												

AGE, SEX AND RACE OF PERSONS ARRESTED
under 18 Years of age

CLASSIFICATIONS OF OFFENSES	UCR	SEX	AGE							TOT	RACE				
			Under 10	10-12	13-14	15	16	17	WHT		BLK	IND	ASN	PAC	
			DRIVING INFLUENCE	21	M							1	1	2	
		F						1	1						
LIQUOR LAWS	22	M						2	2	2		2			
		F					2		2						
DRUNKENNESS	23	M													
		F													
DISORDERLY CONDUCT	24	M													
		F													
VAGRANCY	25	M													
		F													
ALL OTHER	26	M	1		3	3	4	7	18	6	7	6	3		
		F			1	1	1	1	4						
SUSPICION	27	M													
		F													
CURFEW	28	M								1					
		F			1				1						
RUN-AWAYS	29	M													
		F													
HUMAN TRAFFICKING/COMMERCIAL SEX ACTS	30	M													
		F													
HUMAN TRAFFICKING/INVOLUNTARY SERVITUDE	31	M													
		F													
TOTAL BY SEX		M	3	10	35	24	22	39	133	80	39	39	9		
		F		1	9	5	9	10	34						
GRAND TOTAL			3	11	44	29	31	49	167	80	39	39	9		

MONTHLY RETURN OF ARSON OFFENSES KNOWN TO LAW ENFORCEMENT

1 PROPERTY CLASSIFICATION	2 Offenses Reported or Known to Police (Include Unfounded and attempts)	3 Unfounded, i.e. False or Baseless Complaints	4 Number of Actual Offenses (Column 2 Minus Column 3) (Include Attempts)	5 Total Offenses Cleared by Arrest or Exceptional Means (Include Column 6)	6 Number of Clearances Involving Only Persons Under 18 Years of Age	7 Offenses Where Structures Uninhabited, Abandoned, or not Normally in Use	8 Estimated Value of Property Damage
STRUCTURAL							
A. Single Occupancy Residential: Houses, Townhouses, Duplexes, etc.	2		2	1			\$2
B. Other Residential: Apartments, Tenements, Flats, Hotels, Motels, Inns, Dormitories, Boarding Houses, etc.	1		1				\$300
C. Storage: Barns, Garages, Warehouses, etc.							
D. Industrial/Manufacturing:							
E. Other Commercial: Stores, Restaurants, Offices, etc.							
F. Community/Public: Churches, Jails, Schools, Colleges, Hospitals, etc.							
G. All Other Structure: Out Buildings, Monuments, Buildings Under Constructions, etc.							
TOTAL STRUCTURAL	3		3	1			\$302
MOBILE							
H. Motor Vehicles: Automobiles, Trucks, Buses, Motorcycles, etc. UCR Definition	2		2				\$10,000
I. Other Mobile Property: Trailers, Recreational Vehicles, Airplanes, Boats, etc.							
TOTAL MOBILE	2		2				\$10,000
OTHER							
J. TOTAL OTHER Crops, Timber, Fences, Signs, etc.	1		1				\$100
TOTAL OTHER	1		1				\$100
GRAND TOTAL	6		6	1			\$10,402

HUMAN TRAFFICKING OFFENSES

(1) Human Trafficking Classification	(2) Offenses Reported	(3) Unfounded Offenses	(4) Actual Offenses	(5) Offenses Cleared	(6) Juveniles Only
Commercial Sex Acts	2		2	1	
Involuntary Servitude					
GRAND TOTAL	2		2	1	

RETURN A - MONTHLY RETURN OF OFFENSES KNOWN TO POLICE

(1) Classification of Offense	(2) Offenses Reported	(3) Unfounded Offenses	(4) Actual Offenses	(5) Offenses Cleared	(6) Juveniles Only
CRIMINAL HOMICIDE					
MURDER/NONNEG MANSLAUGHTER	2	1	1		
MANSLAUGHTER BY NEGLIGENCE					
TOTAL	2	1	1		
RAPE					
RAPE	78	8	70	6	2
ATTEMPTS TO COMMIT RAPE	7	1	6	3	1
TOTAL	85	9	76	9	3
ROBBERY					
FIREARM	12	1	11	4	
KNIFE/CUTTING INSTRUMENT	7	1	6	1	
OTHER DANGEROUS WEAPON	7		7	4	1
STRONG-ARM (HANDS, FISTS)	45		45	20	
TOTAL	71	2	69	29	1
ASSAULT					
FIREARM	62	1	61	22	
KNIFE OR CUTTING INSTRUMENT	69	1	68	44	4
OTHER DANGEROUS WEAPON	106	2	104	66	2
HANDS, FIST, FEET, AGGRAVATED	121	3	118	82	7
OTHER ASSAULTS - SIMPLE	779	32	747	447	35
TOTAL	1137	39	1098	661	48
BURGLARY					
FORCIBLE ENTRY	208	1	207	18	3
UNLAWFUL ENTRY - NO FORCE	80	2	78	8	1
ATTEMPTED FORCIBLE ENTRY	29		29	2	
TOTAL	317	3	314	28	4
LARCENY-THEFT					
THEFT (EX MOTOR VEHICLE)	1241	31	1210	214	23
TOTAL	1241	31	1210	214	23
MOTOR VEHICLE THEFT					
AUTOS	147	10	137	25	
TRUCKS AND BUSES	67	2	65	6	
OTHER VEHICLES	19		19	4	
TOTAL	233	12	221	35	
GRAND TOTAL	3086	97	2989	976	79

PROPERTY STOLEN BY CLASSIFICATION

CLASSIFICATION OF OFFENSES	NUMBER ACTUAL OFFENSES	VALUE OF PROPERTY STOLEN
MURDER/NONNEG MANSLAUGHTER	1	
RAPE	76	\$ 700
ROBBERY		
HIGHWAY (STREET, ALLEYS, ETC.)	28	\$ 31,934
COMMERCIAL HOUSE	14	\$ 2,464
GAS OR SERVICE STATION	1	\$ 14
CONVENIENCE STORE	2	\$ 23
RESIDENCE	11	\$ 25,913
BANK		
MISCELLANEOUS	13	\$ 17,708
TOTAL ROBBERY	69	\$ 78,056
BURGLARY		
RESIDENCE (DWELLING)		
NIGHT (6PM-6AM)	42	\$ 70,402
DAY (6AM-6PM)	40	\$ 103,078
UNKNOWN	102	\$ 357,743
NON-RESIDENCE (STORE ETC.)		
NIGHT (6PM-6AM)	48	\$ 73,326
DAY (6AM-6PM)	22	\$ 72,561
UNKNOWN	60	\$ 142,959
TOTAL BURGLARY	314	\$ 820,069
LARCENY-THEFT		
\$200 AND OVER	562	\$ 1,243,699
\$50 TO \$200	240	\$ 25,904
UNDER \$50	408	\$ 5,614
TOTAL	1210	\$ 1,275,217
6X. NATURE OF LARCENIES UNDER ITEM 6		
POCKET-PICKING	5	\$ 1,806
PURSE-SNATCHING	5	\$ 533
SHOPLIFTING	292	\$ 50,646
FROM MOTOR VEHICLE	282	\$ 140,165
MOTOR VEHICLE PARTS & ACCESSORIES	73	\$ 48,494
BICYCLES	33	\$ 19,453
FROM BUILDING(EX C&H)	256	\$ 449,464
FROM COIN-OP MACHINES	11	\$ 3,435
ALL OTHER	253	\$ 561,221
TOTAL LARCENY	1210	\$ 1,275,217
MOTOR VEHICLE THEFT	221	\$ 1,929,751
STOLEN & RECOVERED LOCALLY	194	\$ 65,000
STOLEN LOCALLY & RECOVERED OTHER	19	
TOTAL STOLEN OTHER & RECOVERED LOCAL	213	\$ 65,000
STOLEN IN OTHER JURIS & RECOVERED LOCALLY	7	
TOTAL MOTOR VEHICLE THEFT	221	\$ 1,929,751
GRAND TOTAL	1891	\$ 4,103,793

PROPERTY BY TYPE AND VALUE

Type of Property (1)	Monetary Value of Property Stolen in Your Jurisdiction	
	STOLEN (2)	RECOVERED (3)
CURRENCY, NOTES, ETC.	\$ 389,262	\$ 1,661
JEWELRY & PRECIOUS METALS	\$ 257,459	\$ 4,350
CLOTHING AND FURS	\$ 57,658	\$ 6,043
LOCALLY STOLEN MOTOR VEHICLE	\$ 2,116,571	\$ 2,261,305
OFFICE EQUIPMENT	\$ 108,850	\$ 6,901
TV, RADIOS, CAMERAS, ETC.	\$ 80,637	\$ 3,769
FIREARMS	\$ 60,490	\$ 3,681
HOUSEHOLD GOODS	\$ 25,577	\$ 2,545
CONSUMABLE GOODS	\$ 30,908	\$ 3,579
LIVESTOCK		
MISCELLANEOUS	\$ 976,381	\$ 388,237
GRAND TOTAL	\$ 4,103,793	\$ 2,682,071

LAW ENFORCEMENT OFFICERS KILLED OR ASSAULTED

Type of activity	Total assaults by weapon	Type of Weapon				Type of Assignment							Officer assaults cleared
		Firearm	Knife or other cutting instrument	Other dangerous weapon	Hands, fists, feet, etc.	Two-officer vehicle	One-officer vehicle		Detective or special assign.		Other		
							Alone	Asst	Alone	Ast	Alone	Asst	
A	B	C	D	E	F	G	H	I	J	K	L	M	
1. Responding to disturbance calls (family quarrels, person with firearm, etc.)	15			5	10		5	10					15
2. Burglaries in progress or pursuing burglary suspects	6	6						6					6
3. Robberies in progress or pursuing robbery suspects													
4. Attempting other arrests	4				4			4					4
5. Civil disorder (riot, mass disobedience, etc.)													
6. Handling, transporting, custody of prisoners	17				17		2	13				2	15
7. Investigating suspicious persons or circumstances	1				1			1					1
8. Ambush – no warning													
9. Mentally deranged													
10. Traffic pursuits and stops	5	1		2	2		1	4					4
11. All other	2				2				1		1		2
12. TOTAL (1-11)	50	7		7	36		8	38	1		1	2	47
13. Number with person injury	9			4	5								
14. Number without personal injury	41	7		3	31								

15. Time of assaults	12 AM	2 AM	4 AM	6 AM	8 AM	10 AM	NOON	2 PM	4 PM	6 PM	8 PM	10 PM	UNK
	10	8	5		2	2	4	4	3	3	4	5	

AGE, SEX AND RACE OF PERSONS ARRESTED
18 Years of age and over

CLASSIFICATIONS OF OFFENSES	UCR	SEX	AGE														TOT	RACE						
			18	19	20	21	22	23	24	25-29	30-34	35-39	40-44	45-49	50-54	55-59		60-64	65 OV	WHT	BLK	IND	ASN	PAC
MURDER/NONNEG MANSLAUGHTER	01A	M																						
		F																						
MANSLAUGHTER BY NEGLIGENCE	01B	M																						
		F																						
RAPE	02	M			1			1	1	1	1		1						6	3		2	1	
		F																						
ROBBERY	03	M					1	3	1	8	3	5	1						22	17	2	8		
		F						1		3					1				5					
AGGRAVATED ASSAULT	04	M	1	3	5	1	3	3	5	23	19	15	10	6	9	4			107	57	14	65	4	1
		F		2	1	2			2	11	6	1	3	2	3	1			34					
BURGLARY	05	M		2						4	4	6	5	1		1			23	11	3	8	2	
		F								1									1					
LARCENY	06	M	3	3	2	2	3	2	3	16	14	12	10	9	3	3	4		89	105	7	42	4	
		F	3	1		3	2		2	22	15	10	3	3	4	1			69					
MOTOR VEHICLE THEFT	07	M	2	1	2	3			2	5	2	5	1		1				24	13	4	8	3	
		F			2	1			1											4				
OTHER ASSAULTS	08	M	2	7	2	6	10	4	11	49	39	28	13	20	14	14	7	4	230	119	30	157	10	1
		F	2	4	3	2	6	5	6	16	17	3	7	7	5		2	2	87					
ARSON	09	M																						
		F																						
FORGERY	10	M								3		1							4	3	1	2		
		F									1			1					2					
FRAUD	11	M		1			1				2		1		3		1		9	7	1	6		
		F				1			1		1	1				1			5					
EMBEZZLEMENT	12	M								2	2			1					5	5		1		
		F		1															1					
STOLEN PROPERTY	13	M								2	1	1	1	2					7	4	1	2	2	
		F									1	1							2					
VANDALISM	14	M	1	1	4	2	6	3		8	6	4	3	3	3	2	3		49	29	7	29	4	
		F	2				1	1	2	3	1	4	1	3	1			1		20				
WEAPONS	15	M		1		3	2	3		6	1	3	2	1					22	16	2	5		
		F							1										1					
PROSTITUTION	16	M									1								1	1	1			
		F														1			1					
PROSTITUTION	16a	M																		1				
		F														1			1					

AGE, SEX AND RACE OF PERSONS ARRESTED
18 Years of age and over

CLASSIFICATIONS OF OFFENSES	UCR	SEX	AGE													TOT	RACE								
			18	19	20	21	22	23	24	25-29	30-34	35-39	40-44	45-49	50-54		55-59	60-64	65 OV	WHT	BLK	IND	ASN	PAC	
ASSISTING OR PROMOTING PROSTITUTION	16b	M																							
		F																							
PURCHASING PROSTITUTION	16c	M										1										1			
		F																							
SEX OFFENSES	17	M			1				1	3	2	2	5	2		2		1			19	7	1	14	
		F								1	1			1							3				
DRUG/SALE/MAN	180	M	1							3		3									7	11		2	
		F				1			1		1	2								1		6			
NARCOTICS	180a	M								2		3									5	9			
		F				1			1		1	1									4				
MARIJUANA	180b	M																					1		
		F																		1	1				
SYNTHETIC NARC	180c	M	1																		1	1		1	
		F												1							1				
OTHER/NON-NARC	180d	M								1											1	1			
		F																							
DRUG/POSSESSION	185	M	2	3	2	2		1	1	14	5	1	2	2	3		1				39	41	1	9	3
		F	1	1	2	1		1		3	4	1	1								15				
NARCOTICS	185e	M								6	1		1								8	8		1	
		F									1										1				
MARIJUANA	185f	M	2	2	2			1		2								1			10	7	1	3	2
		F	1	1	1																3				
SYNTHETIC NARC	185g	M		1		1			1	3	2	1		1	2						12	16		1	1
		F			1				1		2	1	1								6				
OTHER/NON-NARC	185h	M				1				3	2		1	1	1						9	10		4	
		F				1				1	2			1							5				
GAMBLING	19	M																							
		F																							
BOOKMAKING	19a	M																							
		F																							
NUMBERS	19b	M																							
		F																							
OTHER GAMBLING	19c	M																							
		F																							
FAMILY/CHILD	20	M				1				1	2	2	2	1							9	8	2	8	
		F							1		1	4		2				1			9				

AGE, SEX AND RACE OF PERSONS ARRESTED
18 Years of age and over

CLASSIFICATIONS OF OFFENSES	UCR	SEX	AGE														TOT	RACE						
			18	19	20	21	22	23	24	25-29	30-34	35-39	40-44	45-49	50-54	55-59		60-64	65 OV	WHT	BLK	IND	ASN	PAC
			DRIVING INFLUENCE	21	M	3	4	4	4	9	8	4	33	21	16	9		11	26	9	5	4	170	161
		F		4	1	2	4	4	3	19	9	6	5	8	4	5	2	76						
LIQUOR LAWS	22	M	1	7	6		1			4	2	3			3		2	29	16	2	22	1		
		F	3	2	2					1	1	1	1	1				12						
DRUNKENNESS	23	M					1			1	3	1			1			7			7			
		F																						
DISORDERLY CONDUCT	24	M	1	1		3	1	3	3	22	8	4	4	3	4	3	2	62	28	5	54	2		
		F	2			1	1	1		5	5	3	2	4	2	1		27						
VAGRANCY	25	M																						
		F																						
ALL OTHER	26	M	8	11	16	18	25	32	34	113	96	71	66	40	49	31	14	11	635	459	84	318	39	1
		F	5	8	4	9	11	11	12	63	45	32	20	19	10	8	5	4	266					
SUSPICION	27	M																						
		F																						
HUMAN TRAFFICKING/COMMERCIAL SEX ACTS	30	M																						
		F																						
HUMAN TRAFFICKING/INVOLUNTARY SERVITUDE	31	M																						
		F																						
TOTAL BY SEX		M	25	45	45	45	63	63	66	321	234	183	136	102	119	69	39	20	1575	1121	181	835	81	3
		F	18	23	15	23	25	25	31	149	112	65	45	49	31	18	9	8	646					
GRAND TOTAL			43	68	60	68	88	88	97	470	346	248	181	151	150	87	48	28	2221	1121	181	835	81	3

AGE, SEX AND RACE OF PERSONS ARRESTED
under 18 Years of age

CLASSIFICATIONS OF OFFENSES	UCR	SEX	AGE						TOT	RACE									
			Under 10	10-12	13-14	15	16	17		WHT	BLK	IND	ASN	PAC					
			MURDER/NONNEG MANSLAUGHTER	01A	M														
		F																	
MANSLAUGHTER BY NEGLIGENCE	01B	M																	
		F																	
RAPE	02	M			2				2				2						
		F																	
ROBBERY	03	M				1	1		2	1		1							
		F																	
AGGRAVATED ASSAULT	04	M		2	3	2		3	10	4	2	5							
		F			1				1										
BURGLARY	05	M		1	4	1	2	2	10	1	3	4	2						
		F																	
LARCENY	06	M	1	2	3	6	3		15	10	7	6	1	1					
		F			2	3	3	2	10										
MOTOR VEHICLE THEFT	07	M																	
		F																	
OTHER ASSAULTS	08	M		2	10	5	2	3	22	14	3	10							
		F				2	2	1	5										
ARSON	09	M																	
		F																	
FORGERY	10	M																	
		F																	
FRAUD	11	M																	
		F																	
EMBEZZLEMENT	12	M								1									
		F				1			1										
STOLEN PROPERTY	13	M																	
		F																	
VANDALISM	14	M				2	1	1	4	2	1	2	1						
		F						2	2										
WEAPONS	15	M					1	3	4	3	2								
		F						1	1										
PROSTITUTION	16	M																	
		F																	
PROSTITUTION	16a	M																	
		F																	

AGE, SEX AND RACE OF PERSONS ARRESTED
under 18 Years of age

CLASSIFICATIONS OF OFFENSES	UCR	SEX	AGE							TOT	RACE								
			Under 10	10-12	13-14	15	16	17	WHT		BLK	IND	ASN	PAC					
			ASSISTING OR PROMOTING PROSTITUTION	16b	M														
		F																	
PURCHASING PROSTITUTION	16c	M																	
		F																	
SEX OFFENSES	17	M	1							1				1					
		F																	
DRUG/SALE/MAN	180	M					1			1	3								
		F			2					2									
NARCOTICS	180a	M																	
		F																	
MARIJUANA	180b	M									2								
		F			2					2									
SYNTHETIC NARC	180c	M					1			1	1								
		F																	
OTHER/NON-NARC	180d	M																	
		F																	
DRUG/POSSESSION	185	M				3			3	6	9	4	1						
		F			2	1	1	4	8										
NARCOTICS	185e	M																	
		F																	
MARIJUANA	185f	M				3			3	6	9	4	1						
		F			2	1	1	4	8										
SYNTHETIC NARC	185g	M																	
		F																	
OTHER/NON-NARC	185h	M																	
		F																	
GAMBLING	19	M																	
		F																	
BOOKMAKING	19a	M																	
		F																	
NUMBERS	19b	M																	
		F																	
OTHER GAMBLING	19c	M																	
		F																	
FAMILY/CHILD	20	M				1				1			1						
		F																	

AGE, SEX AND RACE OF PERSONS ARRESTED
under 18 Years of age

CLASSIFICATIONS OF OFFENSES	UCR	SEX	AGE							TOT	RACE				
			Under 10	10-12	13-14	15	16	17	WHT		BLK	IND	ASN	PAC	
			DRIVING INFLUENCE	21	M						1	3	4	4	
		F													
LIQUOR LAWS	22	M				1	2	2	5	5			1		
		F					1		1						
DRUNKENNESS	23	M													
		F													
DISORDERLY CONDUCT	24	M						1	1	1	1	1			
		F						1	1						
VAGRANCY	25	M													
		F													
ALL OTHER	26	M			1	1	2	11	15	11	2	9	2		
		F		1		3		5	9						
SUSPICION	27	M													
		F													
CURFEW	28	M													
		F													
RUN-AWAYS	29	M													
		F													
HUMAN TRAFFICKING/COMMERCIAL SEX ACTS	30	M													
		F													
HUMAN TRAFFICKING/INVOLUNTARY SERVITUDE	31	M													
		F													
TOTAL BY SEX		M	2	7	23	23	16	32	103	69	25	42	7	1	
		F		1	7	10	7	16	41						
GRAND TOTAL			2	8	30	33	23	48	144	69	25	42	7	1	

MONTHLY RETURN OF ARSON OFFENSES KNOWN TO LAW ENFORCEMENT

1 PROPERTY CLASSIFICATION	2 Offenses Reported or Known to Police (Include Unfounded and attempts)	3 Unfounded, i.e. False or Baseless Complaints	4 Number of Actual Offenses (Column 2 Minus Column 3) (Include Attempts)	5 Total Offenses Cleared by Arrest or Exceptional Means (Include Column 6)	6 Number of Clearances Involving Only Persons Under 18 Years of Age	7 Offenses Where Structures Uninhabited, Abandoned, or not Normally in Use	8 Estimated Value of Property Damage
STRUCTURAL							
A. Single Occupancy Residential: Houses, Townhouses, Duplexes, etc.	2		2	1	1		\$750
B. Other Residential: Apartments, Tenements, Flats, Hotels, Motels, Inns, Dormitories, Boarding Houses, etc.	2		2				\$37,200
C. Storage: Barns, Garages, Warehouses, etc.							
D. Industrial/Manufacturing:							
E. Other Commercial: Stores, Restaurants, Offices, etc.							
F. Community/Public: Churches, Jails, Schools, Colleges, Hospitals, etc.							
G. All Other Structure: Out Buildings, Monuments, Buildings Under Constructions, etc.							
TOTAL STRUCTURAL	4		4	1	1		\$37,950
MOBILE							
H. Motor Vehicles: Automobiles, Trucks, Buses, Motorcycles, etc. UCR Definition	4		4	2			
I. Other Mobile Property: Trailers, Recreational Vehicles, Airplanes, Boats, etc.	1		1				\$200
TOTAL MOBILE	5		5	2			\$200
OTHER							
J. TOTAL OTHER Crops, Timber, Fences, Signs, etc.	2		2				
TOTAL OTHER	2		2				
GRAND TOTAL	11		11	3	1		\$38,150

HUMAN TRAFFICKING OFFENSES

(1) Human Trafficking Classification	(2) Offenses Reported	(3) Unfounded Offenses	(4) Actual Offenses	(5) Offenses Cleared	(6) Juveniles Only
Commercial Sex Acts					
Involuntary Servitude	1		1		
GRAND TOTAL	1		1		

RETURN A - MONTHLY RETURN OF OFFENSES KNOWN TO POLICE

(1) Classification of Offense	(2) Offenses Reported	(3) Unfounded Offenses	(4) Actual Offenses	(5) Offenses Cleared	(6) Juveniles Only
CRIMINAL HOMICIDE					
MURDER/NONNEG MANSLAUGHTER				1	
MANSLAUGHTER BY NEGLIGENCE					
TOTAL				1	
RAPE					
RAPE	86	9	77	17	3
ATTEMPTS TO COMMIT RAPE	10		10	2	1
TOTAL	96	9	87	19	4
ROBBERY					
FIREARM	13		13	5	
KNIFE/CUTTING INSTRUMENT	8		8		
OTHER DANGEROUS WEAPON	10		10	2	
STRONG-ARM (HANDS, FISTS)	38	3	35	13	2
TOTAL	69	3	66	20	2
ASSAULT					
FIREARM	58		58	36	3
KNIFE OR CUTTING INSTRUMENT	65	2	63	42	11
OTHER DANGEROUS WEAPON	100	4	96	52	7
HANDS, FIST, FEET, AGGRAVATED	104	3	101	56	4
OTHER ASSAULTS - SIMPLE	857	38	819	439	33
TOTAL	1184	47	1137	625	58
BURGLARY					
FORCIBLE ENTRY	166	2	164	7	1
UNLAWFUL ENTRY - NO FORCE	96	1	95	14	1
ATTEMPTED FORCIBLE ENTRY	26		26	1	1
TOTAL	288	3	285	22	3
LARCENY-THEFT					
THEFT (EX MOTOR VEHICLE)	1320	15	1305	264	35
TOTAL	1320	15	1305	264	35
MOTOR VEHICLE THEFT					
AUTOS	170	12	158	38	5
TRUCKS AND BUSES	59		59	9	1
OTHER VEHICLES	27		27	2	
TOTAL	256	12	244	49	6
GRAND TOTAL	3213	89	3124	1000	108

PROPERTY STOLEN BY CLASSIFICATION

CLASSIFICATION OF OFFENSES	NUMBER ACTUAL OFFENSES	VALUE OF PROPERTY STOLEN
MURDER/NONNEG MANSLAUGHTER		
RAPE	87	
ROBBERY		
HIGHWAY (STREET, ALLEYS, ETC.)	32	\$ 5,084
COMMERCIAL HOUSE	10	\$ 614
GAS OR SERVICE STATION	4	\$ 469
CONVENIENCE STORE	3	\$ 296
RESIDENCE	7	\$ 2,253
BANK		
MISCELLANEOUS	10	\$ 1,444
TOTAL ROBBERY	66	\$ 10,160
BURGLARY		
RESIDENCE (DWELLING)		
NIGHT (6PM-6AM)	33	\$ 68,719
DAY (6AM-6PM)	41	\$ 75,904
UNKNOWN	81	\$ 1,270,748
NON-RESIDENCE (STORE ETC.)		
NIGHT (6PM-6AM)	54	\$ 32,197
DAY (6AM-6PM)	16	\$ 66,328
UNKNOWN	60	\$ 102,784
TOTAL BURGLARY	285	\$ 1,616,680
LARCENY-THEFT		
\$200 AND OVER	634	\$ 908,795
\$50 TO \$200	270	\$ 27,746
UNDER \$50	401	\$ 5,816
TOTAL	1305	\$ 942,357
6X. NATURE OF LARCENIES UNDER ITEM 6		
POCKET-PICKING	5	\$ 2,101
PURSE-SNATCHING	2	\$ 415
SHOPLIFTING	314	\$ 50,963
FROM MOTOR VEHICLE	320	\$ 199,024
MOTOR VEHICLE PARTS & ACCESSORIES	62	\$ 17,897
BICYCLES	64	\$ 32,626
FROM BUILDING(EX C&H)	289	\$ 390,073
FROM COIN-OP MACHINES	3	\$ 588
ALL OTHER	246	\$ 248,670
TOTAL LARCENY	1305	\$ 942,357
MOTOR VEHICLE THEFT	244	\$ 2,147,580
STOLEN & RECOVERED LOCALLY	208	\$ 174,300
STOLEN LOCALLY & RECOVERED OTHER	5	
TOTAL STOLEN OTHER & RECOVERED LOCAL	213	\$ 174,300
STOLEN IN OTHER JURIS & RECOVERED LOCALLY	8	
TOTAL MOTOR VEHICLE THEFT	244	\$ 2,147,580
GRAND TOTAL	1987	\$ 4,716,777

PROPERTY BY TYPE AND VALUE

Type of Property (1)	Monetary Value of Property Stolen in Your Jurisdiction	
	STOLEN (2)	RECOVERED (3)
CURRENCY, NOTES, ETC.	\$ 210,046	\$ 1,203
JEWELRY & PRECIOUS METALS	\$ 1,314,628	\$ 8,245
CLOTHING AND FURS	\$ 78,374	\$ 6,848
LOCALLY STOLEN MOTOR VEHICLE	\$ 2,172,271	\$ 1,959,464
OFFICE EQUIPMENT	\$ 71,822	\$ 6,536
TV, RADIOS, CAMERAS, ETC.	\$ 90,796	\$ 2,023
FIREARMS	\$ 50,551	\$ 6,117
HOUSEHOLD GOODS	\$ 50,045	\$ 1,511
CONSUMABLE GOODS	\$ 34,865	\$ 6,469
LIVESTOCK	\$ 250	
MISCELLANEOUS	\$ 643,129	\$ 108,952
GRAND TOTAL	\$ 4,716,777	\$ 2,107,368

LAW ENFORCEMENT OFFICERS KILLED OR ASSAULTED

Type of activity	Total assaults by weapon	Type of Weapon				Type of Assignment						Officer assaults cleared	
		Firearm	Knife or other cutting instrument	Other dangerous weapon	Hands, fists, feet, etc.	Two-officer vehicle	One-officer vehicle		Detective or special assign.		Other		
							Alone	Asst	Alone	Ast	Alone		Asst
A	B	C	D	E	F	G	H	I	J	K	L	M	
1. Responding to disturbance calls (family quarrels, person with firearm, etc.)	9	1	1		7		5	4					6
2. Burglaries in progress or pursuing burglary suspects													
3. Robberies in progress or pursuing robbery suspects													
4. Attempting other arrests	13	2			11		1	12					13
5. Civil disorder (riot, mass disobedience, etc.)													
6. Handling, transporting, custody of prisoners	14				14	1	3	8			2		13
7. Investigating suspicious persons or circumstances	4				4			4					4
8. Ambush – no warning													
9. Mentally deranged	1				1			1					1
10. Traffic pursuits and stops	3			2	1		2	1					3
11. All other	5	2			3		3	2					5
12. TOTAL (1-11)	49	5	1	2	41	1	14	32			2		45
13. Number with person injury	14	1			13								
14. Number without personal injury	35	4	1	2	28								

15. Time of assaults	12 AM	2 AM	4 AM	6 AM	8 AM	10 AM	NOON	2 PM	4 PM	6 PM	8 PM	10 PM	UNK
	8	7	2	2	1	3	2	2	7	3	4	8	

AGE, SEX AND RACE OF PERSONS ARRESTED
18 Years of age and over

CLASSIFICATIONS OF OFFENSES	UCR	SEX	AGE													TOT	RACE											
			18	19	20	21	22	23	24	25-29	30-34	35-39	40-44	45-49	50-54		55-59	60-64	65 OV	WHT	BLK	IND	ASN	PAC				
MURDER/NONNEG MANSLAUGHTER	01A	M	1																			2	2					
		F																										
MANSLAUGHTER BY NEGLIGENCE	01B	M																										
		F																										
RAPE	02	M	1									3		2	2					2			10	5	1	4		
		F																										
ROBBERY	03	M	1	2		1		1	1			3	2	1	1	1							14	7	1	8	1	
		F						1			1	1												3				
AGGRAVATED ASSAULT	04	M	1	2	2	3	1	3	4	18	21	12	13	4	5	4	3						96	53	13	52	5	
		F					1	1	3	9	4	1	3		1	1	1	2						27				
BURGLARY	05	M		1	1	1	1			3	2	1		1						2			13	8	3	5		
		F									1	1	1											3				
LARCENY	06	M	4	12	2	4	3	3	6	24	18	11	5	3	1	5	1	2					104	106	25	51		1
		F	3	3	4	2	1	2	3	21	15	7	6	3	3	2	3	1						79				
MOTOR VEHICLE THEFT	07	M	3			1	3	1	1	5	6	4	3		1								28	16	3	9	8	
		F						1	1	3	3													8				
OTHER ASSAULTS	08	M	3	3	12	6	9	4	10	47	39	33	27	22	11	8	2	1					237	102	21	195	11	1
		F	2	2		2	4	3	6	14	21	11	10	5	8	3	2							93				
ARSON	09	M		1				1		1	1												4	3		1		
		F																										
FORGERY	10	M																						3				
		F			2							1												3				
FRAUD	11	M					1		2	3	2		3	5		1							17	9	1	11		
		F		1							1		2											4				
EMBEZZLEMENT	12	M					1	1				1					1						4	3		2		
		F			1																			1				
STOLEN PROPERTY	13	M				1		1				2											4	3	1	1		
		F									1													1				
VANDALISM	14	M	2	1	2		5	3	1	9	12	13	4		3	2	1						58	31	8	34	5	
		F		1	2	1	1	1	3	2	3	3	2		1									20				
WEAPONS	15	M		1	1	1	2	1	1	6	2	1	3		1	1							21	11	8	4		
		F						1								1								2				
PROSTITUTION	16	M																										
		F																										
PROSTITUTION	16a	M																										
		F																										

AGE, SEX AND RACE OF PERSONS ARRESTED
18 Years of age and over

CLASSIFICATIONS OF OFFENSES	UCR	SEX	AGE													TOT	RACE								
			18	19	20	21	22	23	24	25-29	30-34	35-39	40-44	45-49	50-54		55-59	60-64	65 OV	WHT	BLK	IND	ASN	PAC	
ASSISTING OR PROMOTING PROSTITUTION	16b	M																							
		F																							
PURCHASING PROSTITUTION	16c	M																							
		F																							
SEX OFFENSES	17	M	1					1		3	5	2	3	2					1	18	5	1	12		
		F																							
DRUG/SALE/MAN	180	M		1	2			2		5	1	2	2			1			16	13	3	6	1		
		F						1	1	2	1	1		1					7						
NARCOTICS	180a	M						2		3		2	2			1			10	10	3	2			
		F						1	1	2				1					5						
MARIJUANA	180b	M			1					1									2	1		1			
		F																							
SYNTHETIC NARC	180c	M		1	1						1								3	1		3			
		F										1							1						
OTHER/NON-NARC	180d	M								1									1	1			1		
		F											1						1						
DRUG/POSSESSION	185	M		3	1	1	2	1	1	9	6	4	2	1	4	3	1		39	46	2	9	4		
		F	2	4	1		2		2	6	3		1	1					22						
NARCOTICS	185e	M					1		1	2	2	3		1	2		1		13	18	1	1			
		F					1		1	4				1					7						
MARIJUANA	185f	M		3				1		1	1		1			2			9	12		4			
		F	2	4	1														7						
SYNTHETIC NARC	185g	M								3									3	5		1			
		F								1	1		1						3						
OTHER/NON-NARC	185h	M			1	1	1			3	3	1	1		2	1			14	11	1	3	4		
		F					1		1	1	2								5						
GAMBLING	19	M																							
		F																							
BOOKMAKING	19a	M																							
		F																							
NUMBERS	19b	M																							
		F																							
OTHER GAMBLING	19c	M																							
		F																							
FAMILY/CHILD	20	M						1		1			1			1			4	5	1	7			
		F						1	1	2	2	1		1			1		9						

AGE, SEX AND RACE OF PERSONS ARRESTED
18 Years of age and over

CLASSIFICATIONS OF OFFENSES	UCR	SEX	AGE														TOT	RACE						
			18	19	20	21	22	23	24	25-29	30-34	35-39	40-44	45-49	50-54	55-59		60-64	65 OV	WHT	BLK	IND	ASN	PAC
DRIVING INFLUENCE	21	M	3	2	3	11	6	4	7	29	29	17	11	13	19	10	8	7	179	171	16	77	5	
		F	1	1	3	6	3	6	7	18	11	6	14	5	5	3		1	90					
LIQUOR LAWS	22	M	4	8	4				1	8	1		2		5	12	2	47	18	1	58	1		
		F	2	2	4					2	8	1	3	3	3	3			31					
DRUNKENNESS	23	M		1	2				1	1			1					6	1		7			
		F	1	1															2					
DISORDERLY CONDUCT	24	M				1	5	3		10	7	6	2	6	5	1	2	48	17	3	43			
		F				1				1	3	6	3		1				15					
VAGRANCY	25	M																						
		F																						
ALL OTHER	26	M	13	14	28	13	26	25	25	133	104	73	64	42	41	32	13	11	657	498	83	274	39	
		F	8	5	4	7	14	6	4	77	40	21	16	7	15	7	4	2	237					
SUSPICION	27	M																						
		F																						
HUMAN TRAFFICKING/COMMERCIAL SEX ACTS	30	M																						
		F																						
HUMAN TRAFFICKING/INVOLUNTARY SERVITUDE	31	M																						
		F																						
TOTAL BY SEX		M	37	52	60	44	65	56	64	317	261	183	150	99	97	84	35	22	1626	1136	195	870	80	2
		F	19	20	21	19	26	24	32	163	120	58	55	27	37	19	11	6	657					
GRAND TOTAL			56	72	81	63	91	80	96	480	381	241	205	126	134	103	46	28	2283	1136	195	870	80	2

AGE, SEX AND RACE OF PERSONS ARRESTED
under 18 Years of age

CLASSIFICATIONS OF OFFENSES	UCR	SEX	AGE							TOT	RACE									
			Under 10	10-12	13-14	15	16	17	WHT		BLK	IND	ASN	PAC						
			MURDER/NONNEG MANSLAUGHTER	01A	M															
		F																		
MANSLAUGHTER BY NEGLIGENCE	01B	M																		
		F																		
RAPE	02	M			3		2		5	2		2		1						
		F																		
ROBBERY	03	M						1	1			1	1							
		F					1		1											
AGGRAVATED ASSAULT	04	M	2	4	7	2	2	3	20	8	5	7	3							
		F			1			2	3											
BURGLARY	05	M					1	2	3				3							
		F																		
LARCENY	06	M			7	4	8	6	25	21	10	11	4	1						
		F	1	3	3	7	4	4	22											
MOTOR VEHICLE THEFT	07	M			1	1	1		3	1	2	1	1							
		F				2			2											
OTHER ASSAULTS	08	M		1	3	7	5	4	20	15	1	10	1							
		F		1	1		3	2	7											
ARSON	09	M		2	2		1		5		1	6								
		F			1	1			2											
FORGERY	10	M																		
		F																		
FRAUD	11	M			1		1		2	1	1									
		F																		
EMBEZZLEMENT	12	M																		
		F																		
STOLEN PROPERTY	13	M																		
		F																		
VANDALISM	14	M		3	3	3	1		10	7	2	2								
		F			1				1											
WEAPONS	15	M			1				1	1		1	1							
		F						2	2											
PROSTITUTION	16	M																		
		F																		
PROSTITUTION	16a	M																		
		F																		

AGE, SEX AND RACE OF PERSONS ARRESTED
under 18 Years of age

CLASSIFICATIONS OF OFFENSES	UCR	SEX	AGE						TOT	RACE									
			Under 10	10-12	13-14	15	16	17		WHT	BLK	IND	ASN	PAC					
			ASSISTING OR PROMOTING PROSTITUTION	16b	M														
		F																	
PURCHASING PROSTITUTION	16c	M																	
		F																	
SEX OFFENSES	17	M		3	2	1		1	7	1	1	3	2						
		F																	
DRUG/SALE/MAN	180	M																	
		F																	
NARCOTICS	180a	M																	
		F																	
MARIJUANA	180b	M																	
		F																	
SYNTHETIC NARC	180c	M																	
		F																	
OTHER/NON-NARC	180d	M																	
		F																	
DRUG/POSSESSION	185	M		1	2	5	4	3	15	18		8							
		F			6	3	2		11										
NARCOTICS	185e	M																	
		F																	
MARIJUANA	185f	M			2	2	2	3	9	13		3							
		F			4	2	1		7										
SYNTHETIC NARC	185g	M																	
		F																	
OTHER/NON-NARC	185h	M		1		3	2		6	5		5							
		F			2	1	1		4										
GAMBLING	19	M																	
		F																	
BOOKMAKING	19a	M																	
		F																	
NUMBERS	19b	M																	
		F																	
OTHER GAMBLING	19c	M																	
		F																	
FAMILY/CHILD	20	M																	
		F																	

AGE, SEX AND RACE OF PERSONS ARRESTED
under 18 Years of age

CLASSIFICATIONS OF OFFENSES	UCR	SEX	AGE						TOT	RACE					
			Under 10	10-12	13-14	15	16	17		WHT	BLK	IND	ASN	PAC	
			DRIVING INFLUENCE	21	M							2	2		
		F													
LIQUOR LAWS	22	M			2	2	2	4	10	11			8		
		F			1	2	3	3	9						
DRUNKENNESS	23	M													
		F													
DISORDERLY CONDUCT	24	M			2				2	1	1				
		F													
VAGRANCY	25	M													
		F													
ALL OTHER	26	M			2		6	8	16	9	12	3	1		
		F			4	1	3	1	9						
SUSPICION	27	M													
		F													
CURFEW	28	M													
		F													
RUN-AWAYS	29	M													
		F													
HUMAN TRAFFICKING/COMMERCIAL SEX ACTS	30	M													
		F													
HUMAN TRAFFICKING/INVOLUNTARY SERVITUDE	31	M													
		F													
TOTAL BY SEX		M	2	14	38	25	34	34	147	96	37	67	14	2	
		F	1	4	18	17	15	14	69						
GRAND TOTAL			3	18	56	42	49	48	216	96	37	67	14	2	

MONTHLY RETURN OF ARSON OFFENSES KNOWN TO LAW ENFORCEMENT

1 PROPERTY CLASSIFICATION	2 Offenses Reported or Known to Police (Include Unfounded and attempts)	3 Unfounded, i.e. False or Baseless Complaints	4 Number of Actual Offenses (Column 2 Minus Column 3) (Include Attempts)	5 Total Offenses Cleared by Arrest or Exceptional Means (Include Column 6)	6 Number of Clearances Involving Only Persons Under 18 Years of Age	7 Offenses Where Structures Uninhabited, Abandoned, or not Normally in Use	8 Estimated Value of Property Damage
STRUCTURAL							
A. Single Occupancy Residential: Houses, Townhouses, Duplexes, etc.	2		2	2			\$301
B. Other Residential: Apartments, Tenements, Flats, Hotels, Motels, Inns, Dormitories, Boarding Houses, etc.	1		1				\$15
C. Storage: Barns, Garages, Warehouses, etc.	1		1	1	1		\$5,000
D. Industrial/Manufacturing:							
E. Other Commercial: Stores, Restaurants, Offices, etc.	3		3	2			\$202
F. Community/Public: Churches, Jails, Schools, Colleges, Hospitals, etc.	2		2	1	1	1	\$501
G. All Other Structure: Out Buildings, Monuments, Buildings Under Constructions, etc.							
TOTAL STRUCTURAL	9		9	6	2	1	\$6,019
MOBILE							
H. Motor Vehicles: Automobiles, Trucks, Buses, Motorcycles, etc. UCR Definition	1		1	1	1		\$40
I. Other Mobile Property: Trailers, Recreational Vehicles, Airplanes, Boats, etc.							
TOTAL MOBILE	1		1	1	1		\$40
OTHER							
J. TOTAL OTHER Crops, Timber, Fences, Signs, etc.	9		9	2	2		\$1,703
TOTAL OTHER	9		9	2	2		\$1,703
GRAND TOTAL	19		19	9	5	1	\$7,762

RETURN A - MONTHLY RETURN OF OFFENSES KNOWN TO POLICE

(1) Classification of Offense	(2) Offenses Reported	(3) Unfounded Offenses	(4) Actual Offenses	(5) Offenses Cleared	(6) Juveniles Only
CRIMINAL HOMICIDE					
MURDER/NONNEG MANSLAUGHTER	5		5	5	1
MANSLAUGHTER BY NEGLIGENCE	2		2	1	
TOTAL	7		7	6	1
RAPE					
RAPE	80	10	70	14	
ATTEMPTS TO COMMIT RAPE	7	2	5	3	
TOTAL	87	12	75	17	
ROBBERY					
FIREARM	21		21	4	
KNIFE/CUTTING INSTRUMENT	4		4	2	1
OTHER DANGEROUS WEAPON	12		12	4	
STRONG-ARM (HANDS, FISTS)	26		26	10	
TOTAL	63		63	20	1
ASSAULT					
FIREARM	78		78	31	5
KNIFE OR CUTTING INSTRUMENT	54	2	52	32	2
OTHER DANGEROUS WEAPON	136	1	135	88	6
HANDS, FIST, FEET, AGGRAVATED	106		106	59	6
OTHER ASSAULTS - SIMPLE	894	49	845	479	23
TOTAL	1268	52	1216	689	42
BURGLARY					
FORCIBLE ENTRY	202	3	199	48	9
UNLAWFUL ENTRY - NO FORCE	143	3	140	30	2
ATTEMPTED FORCIBLE ENTRY	24	1	23	4	
TOTAL	369	7	362	82	11
LARCENY-THEFT					
THEFT (EX MOTOR VEHICLE)	1558	32	1526	264	25
TOTAL	1558	32	1526	264	25
MOTOR VEHICLE THEFT					
AUTOS	132	4	128	30	3
TRUCKS AND BUSES	43	2	41	13	1
OTHER VEHICLES	39	1	38	4	1
TOTAL	214	7	207	47	5
GRAND TOTAL	3566	110	3456	1125	85

PROPERTY STOLEN BY CLASSIFICATION

CLASSIFICATION OF OFFENSES	NUMBER ACTUAL OFFENSES	VALUE OF PROPERTY STOLEN
MURDER/NONNEG MANSLAUGHTER	5	
RAPE	75	
ROBBERY		
HIGHWAY (STREET, ALLEYS, ETC.)	29	\$ 9,331
COMMERCIAL HOUSE	10	\$ 713
GAS OR SERVICE STATION	3	\$ 672
CONVENIENCE STORE	3	\$ 245
RESIDENCE	7	\$ 21,761
BANK	1	\$ 8,000
MISCELLANEOUS	10	\$ 1,540
TOTAL ROBBERY	63	\$ 42,262
BURGLARY		
RESIDENCE (DWELLING)		
NIGHT (6PM-6AM)	53	\$ 106,255
DAY (6AM-6PM)	43	\$ 129,942
UNKNOWN	122	\$ 356,800
NON-RESIDENCE (STORE ETC.)		
NIGHT (6PM-6AM)	56	\$ 237,871
DAY (6AM-6PM)	28	\$ 24,582
UNKNOWN	60	\$ 217,239
TOTAL BURGLARY	362	\$ 1,072,689
LARCENY-THEFT		
\$200 AND OVER	729	\$ 1,056,863
\$50 TO \$200	310	\$ 52,697
UNDER \$50	487	\$ 10,691
TOTAL	1526	\$ 1,120,251
6X. NATURE OF LARCENIES UNDER ITEM 6		
POCKET-PICKING	6	\$ 2,443
PURSE-SNATCHING	5	\$ 1,036
SHOPLIFTING	283	\$ 38,270
FROM MOTOR VEHICLE	372	\$ 218,337
MOTOR VEHICLE PARTS & ACCESSORIES	69	\$ 19,256
BICYCLES	159	\$ 109,009
FROM BUILDING(EX C&H)	317	\$ 370,547
FROM COIN-OP MACHINES		
ALL OTHER	315	\$ 361,353
TOTAL LARCENY	1526	\$ 1,120,251
MOTOR VEHICLE THEFT	207	\$ 1,280,560
STOLEN & RECOVERED LOCALLY	169	\$ 325,000
STOLEN LOCALLY & RECOVERED OTHER	12	
TOTAL STOLEN OTHER & RECOVERED LOCAL	181	\$ 325,000
STOLEN IN OTHER JURIS & RECOVERED LOCALLY	7	
TOTAL MOTOR VEHICLE THEFT	207	\$ 1,280,560
GRAND TOTAL	2238	\$ 3,515,762

PROPERTY BY TYPE AND VALUE

Type of Property (1)	Monetary Value of Property Stolen in Your Jurisdiction	
	STOLEN (2)	RECOVERED (3)
CURRENCY, NOTES, ETC.	\$ 217,102	\$ 1,179
JEWELRY & PRECIOUS METALS	\$ 373,622	\$ 57,150
CLOTHING AND FURS	\$ 92,263	\$ 7,531
LOCALLY STOLEN MOTOR VEHICLE	\$ 1,406,066	\$ 1,251,049
OFFICE EQUIPMENT	\$ 75,003	\$ 2,432
TV, RADIOS, CAMERAS, ETC.	\$ 103,215	\$ 4,368
FIREARMS	\$ 49,244	\$ 15,305
HOUSEHOLD GOODS	\$ 53,235	\$ 884
CONSUMABLE GOODS	\$ 48,293	\$ 11,375
LIVESTOCK		
MISCELLANEOUS	\$ 1,097,719	\$ 235,924
GRAND TOTAL	\$ 3,515,762	\$ 1,587,197

LAW ENFORCEMENT OFFICERS KILLED OR ASSAULTED

Type of activity	Total assaults by weapon	Type of Weapon				Type of Assignment						Officer assaults cleared	
		Firearm	Knife or other cutting instrument	Other dangerous weapon	Hands, fists, feet, etc.	Two-officer vehicle	One-officer vehicle		Detective or special assign.		Other		
							Alone	Asst	Alone	Ast	Alone		Asst
A	B	C	D	E	F	G	H	I	J	K	L	M	
1. Responding to disturbance calls (family quarrels, person with firearm, etc.)	17		1	5	11		5	10		2			17
2. Burglaries in progress or pursuing burglary suspects													
3. Robberies in progress or pursuing robbery suspects													
4. Attempting other arrests	9				9		1	8					9
5. Civil disorder (riot, mass disobedience, etc.)													
6. Handling, transporting, custody of prisoners	21			1	20		7	14					21
7. Investigating suspicious persons or circumstances													
8. Ambush – no warning													
9. Mentally deranged	4			2	2			4					4
10. Traffic pursuits and stops	5			5			1	4					5
11. All other	3				3	1		2					3
12. TOTAL (1-11)	59		1	13	45	1	14	42		2			59
13. Number with person injury	11				11								
14. Number without personal injury	48		1	13	34								

15. Time of assaults	12 AM	2 AM	4 AM	6 AM	8 AM	10 AM	NOON	2 PM	4 PM	6 PM	8 PM	10 PM	UNK
	8	3	4	2	2	4	1	6	7	7	9	6	

AGE, SEX AND RACE OF PERSONS ARRESTED
18 Years of age and over

CLASSIFICATIONS OF OFFENSES	UCR	SEX	AGE														TOT	RACE						
			18	19	20	21	22	23	24	25-29	30-34	35-39	40-44	45-49	50-54	55-59		60-64	65 OV	WHT	BLK	IND	ASN	PAC
MURDER/NONNEG MANSLAUGHTER	01A	M						1		1					1				3	2	1			
		F																						
MANSLAUGHTER BY NEGLIGENCE	01B	M													1				1	1				
		F																						
RAPE	02	M						1		2	1	1	1				2		8	3			5	
		F																						
ROBBERY	03	M	1	1	1	2			1	3	3								12	6	2	6	3	1
		F				1					2	2	1						6					
AGGRAVATED ASSAULT	04	M	4	7	5	4	3	5	5	16	20	13	8	6	9	4	4	1	114	62	13	65	9	
		F			1	2	2	4	2	5	4	4	4	5	1	1			35					
BURGLARY	05	M	4	3	3	2	3	3	1	8	6	6	3	1	3	3			49	30	4	19	2	
		F								6									6					
LARCENY	06	M	1	8	2	2	4	3	3	30	19	19	13	11	5	8	1		129	121	17	41	5	1
		F	1	2	1	2	2	2	1	18	13	6	2	1	3	2			56					
MOTOR VEHICLE THEFT	07	M		2	2	1	1	1	3	7	3	2	2						24	17	7	9		
		F		1				1	1	1	3	1	1						9					
OTHER ASSAULTS	08	M	6	1	11	5	7	4	16	57	22	32	20	20	17	5	2	2	227	131	17	186	9	2
		F	4	7	2	6	3	7	8	25	13	16	7	9	5	3	2	1	118					
ARSON	09	M			1								2	2					5	6			2	
		F				1					2								3					
FORGERY	10	M				1		1		1	2								5	3	2	3		
		F								2		1							3					
FRAUD	11	M			2	1				1			1	2		2			9	9	2	4	1	
		F			1		2			1	2		1						7					
EMBEZZLEMENT	12	M	2		1				1										4	4		2		
		F			1					1									2					
STOLEN PROPERTY	13	M		1			1	1		1	1		1		1				7	5	2	1		
		F										1							1					
VANDALISM	14	M	1		2	3	3	2	2	8	10	6	2		5			1	45	30	7	26	3	
		F		1	3	1		2	2	7	4		1						21					
WEAPONS	15	M			1	2	1	1		5	7	1	1	3	1	1		1	25	14	3	7	3	
		F							1	1									2					
PROSTITUTION	16	M									1			1					2	1			1	
		F																						
PROSTITUTION	16a	M																						
		F																						

AGE, SEX AND RACE OF PERSONS ARRESTED
18 Years of age and over

CLASSIFICATIONS OF OFFENSES	UCR	SEX	AGE													TOT	RACE									
			18	19	20	21	22	23	24	25-29	30-34	35-39	40-44	45-49	50-54		55-59	60-64	65 OV	WHT	BLK	IND	ASN	PAC		
ASSISTING OR PROMOTING PROSTITUTION	16b	M																								
		F																								
PURCHASING PROSTITUTION	16c	M										1			1						2	1			1	
		F																								
SEX OFFENSES	17	M					1	2	1	4		5	2	1		2	1			19	11			13		
		F		1								2	1			1				5						
DRUG/SALE/MAN	180	M		2	1		2			7	3	1	1							17	16	2		5		
		F									4	2								6						
NARCOTICS	180a	M					1			3	2									6	8	1				
		F									2	1								3						
MARIJUANA	180b	M		2								1								3	2	1				
		F																								
SYNTHETIC NARC	180c	M			1		1			3	1									6	5			3		
		F									2									2						
OTHER/NON-NARC	180d	M								1			1							2	1			2		
		F											1							1						
DRUG/POSSESSION	185	M	2	2	1	1		1	1	9	11	5	3	4	1					41	38	4		12	3	
		F	1	1	1		1			5	4		1	1				1		16						
NARCOTICS	185e	M				1		1		4	5	3	1	2						17	18	1		4	1	
		F					1			2	3		1							7						
MARIJUANA	185f	M	2	2	1							2	1							8	8	1		2		
		F	1	1	1															3						
SYNTHETIC NARC	185g	M								2	4			2						8	7			4		
		F								1	1			1						3						
OTHER/NON-NARC	185h	M							1	3	2		1		1					8	5	2		2	2	
		F								2									1	3						
GAMBLING	19	M																								
		F																								
BOOKMAKING	19a	M																								
		F																								
NUMBERS	19b	M																								
		F																								
OTHER GAMBLING	19c	M																								
		F																								
FAMILY/CHILD	20	M	1					1		1	1	3	2							10	4	2		8		
		F								1		2	1							4						

AGE, SEX AND RACE OF PERSONS ARRESTED
18 Years of age and over

CLASSIFICATIONS OF OFFENSES	UCR	SEX	AGE																	TOT	RACE				
			18	19	20	21	22	23	24	25-29	30-34	35-39	40-44	45-49	50-54	55-59	60-64	65 OV	WHT		BLK	IND	ASN	PAC	
DRIVING INFLUENCE	21	M	3	1	4	4	6	8	9	29	27	15	20	16	14	11	8	3	178	169	12	64	20		
		F	1	4	1	3	4	6	3	18	13	8	9	7	4	5	1		87						
LIQUOR LAWS	22	M	1	3	7	2	1		1	10	4	2	1	2	4	6		1	45	13	1	45		1	
		F	2	4	2					1	2	1	1	1		1			15						
DRUNKENNESS	23	M						1			1	2		1		1		1	7	3		8			
		F	1	1	2														4						
DISORDERLY CONDUCT	24	M	1	1		4	2	3		3		4	2		2	1	1		24	13	3	18			
		F	1				1			2	1	1		1	2	1			10						
VAGRANCY	25	M									1			1					2	1		2			
		F													1				1						
ALL OTHER	26	M	15	14	20	16	17	22	31	147	124	83	62	52	60	38	21	25	747	553	83	325	46	5	
		F	4	6	6	8	7	7	23	58	39	30	21	18	21	8	5	4	265						
SUSPICION	27	M																							
		F																							
HUMAN TRAFFICKING/COMMERCIAL SEX ACTS	30	M																							
		F																							
HUMAN TRAFFICKING/INVOLUNTARY SERVITUDE	31	M																							
		F																							
TOTAL BY SEX		M	42	46	64	50	52	61	75	350	267	201	147	123	123	84	38	36	1759	1266	184	874	107	10	
		F	15	28	21	24	22	29	41	154	106	76	50	43	37	22	9	5	682						
GRAND TOTAL			57	74	85	74	74	90	116	504	373	277	197	166	160	106	47	41	2441	1266	184	874	107	10	

AGE, SEX AND RACE OF PERSONS ARRESTED
under 18 Years of age

CLASSIFICATIONS OF OFFENSES	UCR	SEX	AGE							TOT	RACE				
			Under 10	10-12	13-14	15	16	17	WHT		BLK	IND	ASN	PAC	
MURDER/NONNEG MANSLAUGHTER	01A	M						1	1		1				
		F													
MANSLAUGHTER BY NEGLIGENCE	01B	M													
		F													
RAPE	02	M													
		F													
ROBBERY	03	M					1		1	1					
		F													
AGGRAVATED ASSAULT	04	M		2	3	1	1	5	12	3		9	1		
		F						1	1						
BURGLARY	05	M		2	7	2	3	1	15	8		9			
		F			1			1	2						
LARCENY	06	M	2	2	6	3	6	4	23	10	5	9	1		
		F			1	1			2						
MOTOR VEHICLE THEFT	07	M			2	1			3	2		3			
		F			1		1		2						
OTHER ASSAULTS	08	M		1	5	2	5	3	16	8	8	6			
		F			2	1		3	6						
ARSON	09	M						1	1	1					
		F													
FORGERY	10	M													
		F													
FRAUD	11	M													
		F													
EMBEZZLEMENT	12	M													
		F													
STOLEN PROPERTY	13	M					1		1	1					
		F													
VANDALISM	14	M			2	2			4	5	1	3	1		
		F			3			3	6						
WEAPONS	15	M				1		2	3	2	1				
		F													
PROSTITUTION	16	M													
		F													
PROSTITUTION	16a	M													
		F													

AGE, SEX AND RACE OF PERSONS ARRESTED
under 18 Years of age

CLASSIFICATIONS OF OFFENSES	UCR	SEX	AGE						TOT	RACE									
			Under 10	10-12	13-14	15	16	17		WHT	BLK	IND	ASN	PAC					
			ASSISTING OR PROMOTING PROSTITUTION	16b	M														
		F																	
PURCHASING PROSTITUTION	16c	M																	
		F																	
SEX OFFENSES	17	M		1			1		2	1			2						
		F						1	1										
DRUG/SALE/MAN	180	M																	
		F																	
NARCOTICS	180a	M																	
		F																	
MARIJUANA	180b	M																	
		F																	
SYNTHETIC NARC	180c	M																	
		F																	
OTHER/NON-NARC	180d	M																	
		F																	
DRUG/POSSESSION	185	M			4	3	1	4	12	8	4	3	1						
		F			2	1	1		4										
NARCOTICS	185e	M																	
		F																	
MARIJUANA	185f	M			4	3	1	4	12	6	3	3	1						
		F				1			1										
SYNTHETIC NARC	185g	M									1								
		F							1										
OTHER/NON-NARC	185h	M								2									
		F			2				2										
GAMBLING	19	M																	
		F																	
BOOKMAKING	19a	M																	
		F																	
NUMBERS	19b	M																	
		F																	
OTHER GAMBLING	19c	M																	
		F																	
FAMILY/CHILD	20	M																	
		F																	

AGE, SEX AND RACE OF PERSONS ARRESTED
under 18 Years of age

CLASSIFICATIONS OF OFFENSES	UCR	SEX	AGE							TOT	RACE				
			Under 10	10-12	13-14	15	16	17	WHT		BLK	IND	ASN	PAC	
			DRIVING INFLUENCE	21	M						2	3	5	3	
		F													
LIQUOR LAWS	22	M			1	3	2	2	8	6		9			
		F			4	1		2	7						
DRUNKENNESS	23	M													
		F													
DISORDERLY CONDUCT	24	M													
		F													
VAGRANCY	25	M													
		F													
ALL OTHER	26	M			2	2	3	7	14	11	3	4	1		
		F					3	2	5						
SUSPICION	27	M													
		F													
CURFEW	28	M					1		1	1					
		F													
RUN-AWAYS	29	M								1					
		F					1		1						
HUMAN TRAFFICKING/COMMERCIAL SEX ACTS	30	M													
		F													
HUMAN TRAFFICKING/INVOLUNTARY SERVITUDE	31	M													
		F													
TOTAL BY SEX		M	2	8	32	20	27	33	122	72	23	59	5		
		F			14	4	6	13	37						
GRAND TOTAL			2	8	46	24	33	46	159	72	23	59	5		

MONTHLY RETURN OF ARSON OFFENSES KNOWN TO LAW ENFORCEMENT

1 PROPERTY CLASSIFICATION	2 Offenses Reported or Known to Police (Include Unfounded and attempts)	3 Unfounded, i.e. False or Baseless Complaints	4 Number of Actual Offenses (Column 2 Minus Column 3) (Include Attempts)	5 Total Offenses Cleared by Arrest or Exceptional Means (Include Column 6)	6 Number of Clearances Involving Only Persons Under 18 Years of Age	7 Offenses Where Structures Uninhabited, Abandoned, or not Normally in Use	8 Estimated Value of Property Damage
STRUCTURAL							
A. Single Occupancy Residential: Houses, Townhouses, Duplexes, etc.	1		1				\$30,000
B. Other Residential: Apartments, Tenements, Flats, Hotels, Motels, Inns, Dormitories, Boarding Houses, etc.	3		3	1			\$550
C. Storage: Barns, Garages, Warehouses, etc.							
D. Industrial/Manufacturing:							
E. Other Commercial: Stores, Restaurants, Offices, etc.	1		1	1			
F. Community/Public: Churches, Jails, Schools, Colleges, Hospitals, etc.	2		2	1		2	\$250
G. All Other Structure: Out Buildings, Monuments, Buildings Under Constructions, etc.							
TOTAL STRUCTURAL	7		7	3		2	\$30,800
MOBILE							
H. Motor Vehicles: Automobiles, Trucks, Buses, Motorcycles, etc. UCR Definition	4		4	1	1		\$5,000
I. Other Mobile Property: Trailers, Recreational Vehicles, Airplanes, Boats, etc.	1		1	1			\$1
TOTAL MOBILE	5		5	2	1		\$5,001
OTHER							
J. TOTAL OTHER Crops, Timber, Fences, Signs, etc.							
TOTAL OTHER							
GRAND TOTAL	12		12	5	1	2	\$35,801

HUMAN TRAFFICKING OFFENSES

(1) Human Trafficking Classification	(2) Offenses Reported	(3) Unfounded Offenses	(4) Actual Offenses	(5) Offenses Cleared	(6) Juveniles Only
Commercial Sex Acts	1		1		
Involuntary Servitude					
GRAND TOTAL	1		1		

RETURN A - MONTHLY RETURN OF OFFENSES KNOWN TO POLICE

(1) Classification of Offense	(2) Offenses Reported	(3) Unfounded Offenses	(4) Actual Offenses	(5) Offenses Cleared	(6) Juveniles Only
CRIMINAL HOMICIDE					
MURDER/NONNEG MANSLAUGHTER	3		3	5	1
MANSLAUGHTER BY NEGLIGENCE				1	
TOTAL	3		3	6	1
RAPE					
RAPE	73	6	67	14	
ATTEMPTS TO COMMIT RAPE	9		9	3	
TOTAL	82	6	76	17	
ROBBERY					
FIREARM	13		13	4	
KNIFE/CUTTING INSTRUMENT	5		5	1	
OTHER DANGEROUS WEAPON	21		21	11	1
STRONG-ARM (HANDS, FISTS)	35		35	12	2
TOTAL	74		74	28	3
ASSAULT					
FIREARM	64	5	59	37	3
KNIFE OR CUTTING INSTRUMENT	64		64	47	4
OTHER DANGEROUS WEAPON	86	1	85	54	4
HANDS, FIST, FEET, AGGRAVATED	112	1	111	68	1
OTHER ASSAULTS - SIMPLE	860	57	803	537	32
TOTAL	1186	64	1122	743	44
BURGLARY					
FORCIBLE ENTRY	220	3	217	33	3
UNLAWFUL ENTRY - NO FORCE	157	4	153	32	9
ATTEMPTED FORCIBLE ENTRY	25	1	24	11	7
TOTAL	402	8	394	76	19
LARCENY-THEFT					
THEFT (EX MOTOR VEHICLE)	1737	27	1710	260	21
TOTAL	1737	27	1710	260	21
MOTOR VEHICLE THEFT					
AUTOS	123	7	116	23	4
TRUCKS AND BUSES	60	3	57	14	2
OTHER VEHICLES	40	2	38	3	2
TOTAL	223	12	211	40	8
GRAND TOTAL	3707	117	3590	1170	96

PROPERTY STOLEN BY CLASSIFICATION

CLASSIFICATION OF OFFENSES	NUMBER ACTUAL OFFENSES	VALUE OF PROPERTY STOLEN
MURDER/NONNEG MANSLAUGHTER	3	
RAPE	76	
ROBBERY		
HIGHWAY (STREET, ALLEYS, ETC.)	36	\$ 15,626
COMMERCIAL HOUSE	9	\$ 5,299
GAS OR SERVICE STATION	1	
CONVENIENCE STORE	3	\$ 92
RESIDENCE	15	\$ 26,898
BANK	3	\$ 2,000
MISCELLANEOUS	7	\$ 11,087
TOTAL ROBBERY	74	\$ 61,002
BURGLARY		
RESIDENCE (DWELLING)		
NIGHT (6PM-6AM)	45	\$ 53,549
DAY (6AM-6PM)	72	\$ 191,754
UNKNOWN	128	\$ 205,541
NON-RESIDENCE (STORE ETC.)		
NIGHT (6PM-6AM)	62	\$ 59,130
DAY (6AM-6PM)	24	\$ 43,542
UNKNOWN	63	\$ 127,946
TOTAL BURGLARY	394	\$ 681,462
LARCENY-THEFT		
\$200 AND OVER	904	\$ 1,121,710
\$50 TO \$200	338	\$ 35,759
UNDER \$50	468	\$ 6,800
TOTAL	1710	\$ 1,164,269
6X. NATURE OF LARCENIES UNDER ITEM 6		
POCKET-PICKING	3	\$ 312
PURSE-SNATCHING	2	\$ 42
SHOPLIFTING	260	\$ 41,346
FROM MOTOR VEHICLE	506	\$ 370,781
MOTOR VEHICLE PARTS & ACCESSORIES	58	\$ 15,348
BICYCLES	198	\$ 129,965
FROM BUILDING(EX C&H)	287	\$ 264,884
FROM COIN-OP MACHINES	1	\$ 1,430
ALL OTHER	395	\$ 340,161
TOTAL LARCENY	1710	\$ 1,164,269
MOTOR VEHICLE THEFT	211	\$ 1,662,408
STOLEN & RECOVERED LOCALLY	142	\$ 178,500
STOLEN LOCALLY & RECOVERED OTHER	13	
TOTAL STOLEN OTHER & RECOVERED LOCAL	155	\$ 178,500
STOLEN IN OTHER JURIS & RECOVERED LOCALLY	1	
TOTAL MOTOR VEHICLE THEFT	211	\$ 1,662,408
GRAND TOTAL	2468	\$ 3,569,141

PROPERTY BY TYPE AND VALUE

Type of Property (1)	Monetary Value of Property Stolen in Your Jurisdiction	
	STOLEN (2)	RECOVERED (3)
CURRENCY, NOTES, ETC.	\$ 241,380	\$ 1,733
JEWELRY & PRECIOUS METALS	\$ 164,722	\$ 2,652
CLOTHING AND FURS	\$ 85,897	\$ 5,444
LOCALLY STOLEN MOTOR VEHICLE	\$ 1,729,555	\$ 1,439,835
OFFICE EQUIPMENT	\$ 92,819	\$ 6,043
TV, RADIOS, CAMERAS, ETC.	\$ 111,078	\$ 14,931
FIREARMS	\$ 88,230	\$ 30,179
HOUSEHOLD GOODS	\$ 56,012	\$ 3,061
CONSUMABLE GOODS	\$ 33,973	\$ 8,142
LIVESTOCK	\$ 1	\$ 1
MISCELLANEOUS	\$ 965,474	\$ 178,874
GRAND TOTAL	\$ 3,569,141	\$ 1,690,895

LAW ENFORCEMENT OFFICERS KILLED OR ASSAULTED

Type of activity	Total assaults by weapon	Type of Weapon				Type of Assignment						Officer assaults cleared	
		Firearm	Knife or other cutting instrument	Other dangerous weapon	Hands, fists, feet, etc.	Two-officer vehicle	One-officer vehicle		Detective or special assign.		Other		
							Alone	Asst	Alone	Ast	Alone		Asst
A	B	C	D	E	F	G	H	I	J	K	L	M	
1. Responding to disturbance calls (family quarrels, person with firearm, etc.)	27		2	3	22		4	23					27
2. Burglaries in progress or pursuing burglary suspects	1				1			1					1
3. Robberies in progress or pursuing robbery suspects													
4. Attempting other arrests													
5. Civil disorder (riot, mass disobedience, etc.)													
6. Handling, transporting, custody of prisoners	6				6	2		3	1				6
7. Investigating suspicious persons or circumstances	4			1	3			4					4
8. Ambush – no warning													
9. Mentally deranged													
10. Traffic pursuits and stops	4			3	1	2	2						4
11. All other	2				2	1		1					2
12. TOTAL (1-11)	44		2	7	35	5	6	32	1				44
13. Number with person injury	11			4	7								
14. Number without personal injury	33		2	3	28								

15. Time of assaults	12 AM	2 AM	4 AM	6 AM	8 AM	10 AM	NOON	2 PM	4 PM	6 PM	8 PM	10 PM	UNK
	10	4		1		3	3	6	1	7	1	8	

AGE, SEX AND RACE OF PERSONS ARRESTED
18 Years of age and over

CLASSIFICATIONS OF OFFENSES	UCR	SEX	AGE														TOT	RACE						
			18	19	20	21	22	23	24	25-29	30-34	35-39	40-44	45-49	50-54	55-59		60-64	65 OV	WHT	BLK	IND	ASN	PAC
MURDER/NONNEG MANSLAUGHTER	01A	M					1		1	1								3	2		1			
		F																						
MANSLAUGHTER BY NEGLIGENCE	01B	M																						
		F																						
RAPE	02	M							1	3	1	3	1	2	1	1		13	5		8	1		
		F												1				1						
ROBBERY	03	M	2	1		1	1		2	1	1	1	2		2			14	9	5	5			
		F							1	1	1	1			1			5						
AGGRAVATED ASSAULT	04	M	2		4	5	3	1	5	25	26	14	13	10	6	4	1	1	120	55	22	72	9	
		F	1	1	1	2		2	1	9	5	4	6	3	1	1	1		38					
BURGLARY	05	M	3	3			3		1	6	7	1	7	2	1			34	29	3	9	1		
		F		1					1		4	1		1				8						
LARCENY	06	M	7	3	6	5	5	3	4	23	19	15	8	9	8	2		2	119	123	14	51	4	
		F	2	1		5	5	2	3	14	17	6	7	3	4	1	3		73					
MOTOR VEHICLE THEFT	07	M		1	1		1		3	5	4	3	3	2			1	24	18	4	11	3		
		F			1	2		1	1	2	3	1	1					12						
OTHER ASSAULTS	08	M	5	4	3	13	8	14	9	52	56	30	20	14	25	9	8	2	272	156	33	167	15	
		F	3		4	7	5	3	9	16	13	14	9	6	8	1		1	99					
ARSON	09	M																						
		F																						
FORGERY	10	M			1		1		1	1	3			1		1		9	10	4				
		F								1	1	3						5						
FRAUD	11	M					1			2	1	1		1				6	6	4	3			
		F					1	1			1	1		1	1	1		7						
EMBEZZLEMENT	12	M	1				1			1								3	3	1		3	1	
		F		1	1				1	1		1						5						
STOLEN PROPERTY	13	M		1	1		1			1	1	1						6	4	1	1			
		F																						
VANDALISM	14	M	2	4	3	4	4	4	1	17	12	5	4	3	4	3		70	45	8	35	2		
		F	1			1			1	4	7	1	2	1		1	1	20						
WEAPONS	15	M		2	1	2	2		2	4	10	3	2			1	1	30	15	9	6	2		
		F								1		1						2						
PROSTITUTION AND COMMERCIALIZED VICE	16	M										1						1	1					
		F																						
PROSTITUTION	16a	M										1						1	1					
		F																						

AGE, SEX AND RACE OF PERSONS ARRESTED
18 Years of age and over

CLASSIFICATIONS OF OFFENSES	UCR	SEX	AGE														TOT	RACE						
			18	19	20	21	22	23	24	25-29	30-34	35-39	40-44	45-49	50-54	55-59		60-64	65 OV	WHT	BLK	IND	ASN	PAC
ASSISTING OR PROMOTING PROSTITUTION	16b	M																						
		F																						
PURCHASING PROSTITUTION	16c	M																						
		F																						
SEX OFFENSES	17	M		1		1			2	7	4	2		5	2	2	2	1	29	9	1	20		
		F					1												1					
DRUG/SALE/MAN	180	M		1			1			5	1	1				2		11	16		2			
		F				1	1			2			1	1			1	7						
NARCOTICS	180a	M					1			3								4	8					
		F				1	1			1						1		4						
MARIJUANA	180b	M		1														1	1					
		F																						
SYNTHETIC NARC	180c	M								2	1	1				1		5	5		1			
		F								1								1						
OTHER/NON-NARC	180d	M														1		1	2		1			
		F											1	1				2						
DRUG/POSSESSION	185	M	4	3	1			2	3	2	7	7	3	3	1	3		1	40	40	2	15	3	
		F			2		1	1	1	6	3	4	1	1					20					
NARCOTICS	185e	M						1		1	4	3				1		10	14	2	2	1		
		F						1		5	1	1		1				9						
MARIJUANA	185f	M	3	2	1				1				1			1		10	5		5			
		F																						
SYNTHETIC NARC	185g	M	1					1	1		1	1	2	1	1	1		10	14		2	1		
		F			2		1			1	1	2						7						
OTHER/NON-NARC	185h	M		1					1	1	2	3		2				10	7		6	1		
		F							1		1	1	1					4						
GAMBLING	19	M																						
		F																						
BOOKMAKING	19a	M																						
		F																						
NUMBERS	19b	M																						
		F																						
OTHER GAMBLING	19c	M																						
		F																						
FAMILY/CHILD	20	M					2	1	1	5	3	1	2					15	7	1	13			
		F			1					1	2		1				1	6						

AGE, SEX AND RACE OF PERSONS ARRESTED
18 Years of age and over

CLASSIFICATIONS OF OFFENSES	UCR	SEX	AGE																TOT	RACE				
			18	19	20	21	22	23	24	25-29	30-34	35-39	40-44	45-49	50-54	55-59	60-64	65 OV		WHT	BLK	IND	ASN	PAC
DRIVING INFLUENCE	21	M	4	4	2	4	10	8	7	32	20	15	13	12	16	8	1	4	160	142	13	65	12	
		F		3	1		2	1	3	17	16	9	3	6	4	4	2	1	72					
LIQUOR LAWS	22	M	5	6	7	1			1	6	2	1	7	6	11	7	4		64	29	7	50		1
		F	2	3	4			1		4		2	2	2	1	2			23					
DRUNKENNESS	23	M	1	1						2			2		1				7	4		4		
		F		1																				
DISORDERLY CONDUCT	24	M	1	1		5	1	3	1	14	6	7	3	1	4	2	2		51	24	5	36	1	
		F		1		1				2	5	3	1		1	1			15					
VAGRANCY	25	M																						
		F																						
ALL OTHER	26	M	11	15	15	26	29	29	36	158	126	101	74	71	72	65	39	34	901	699	69	350	47	4
		F	3	6	8	5	8	17	15	60	46	31	17	16	16	10	5	5	268					
SUSPICION	27	M																						
		F																						
HUMAN TRAFFICKING/COMMERCIAL SEX ACTS	30	M																						
		F																						
HUMAN TRAFFICKING/INVOLUNTARY SERVITUDE	31	M																						
		F																						
TOTAL BY SEX		M	48	51	45	67	74	66	79	371	313	211	166	141	155	110	59	46	2002	1451	206	924	103	6
		F	12	18	23	24	24	29	39	144	122	81	50	42	38	21	14	7	688					
GRAND TOTAL			60	69	68	91	98	95	118	515	435	292	216	183	193	131	73	53	2690	1451	206	924	103	6

AGE, SEX AND RACE OF PERSONS ARRESTED
under 18 Years of age

CLASSIFICATIONS OF OFFENSES	UCR	SEX	AGE						TOT	RACE									
			Under 10	10-12	13-14	15	16	17		WHT	BLK	IND	ASN	PAC					
			MURDER/NONNEG MANSLAUGHTER	01A	M														
		F																	
MANSLAUGHTER BY NEGLIGENCE	01B	M																	
		F																	
RAPE	02	M				1			1	1									
		F																	
ROBBERY	03	M		1	2	2	1	1	7	1	5	1							
		F																	
AGGRAVATED ASSAULT	04	M		1	4	1	1		7	4	2	4							
		F				1		2	3										
BURGLARY	05	M			7	1	4	1	13	5	1	11							
		F			1	1	1	1	4										
LARCENY	06	M		1	3	3	1		8	5	1	7							
		F			1	3		1	5										
MOTOR VEHICLE THEFT	07	M			3	1	4		8	5		5							
		F					1	1	2										
OTHER ASSAULTS	08	M		1	2	3	1	1	8	7	2	9							
		F			2		6	2	10										
ARSON	09	M		1					1	1									
		F																	
FORGERY	10	M																	
		F																	
FRAUD	11	M																	
		F																	
EMBEZZLEMENT	12	M																	
		F																	
STOLEN PROPERTY	13	M																	
		F																	
VANDALISM	14	M		1	5	2	5	1	14	11	6	3							
		F		1	1	3		1	6										
WEAPONS	15	M						1	1	1									
		F																	
PROSTITUTION	16	M																	
		F																	
PROSTITUTION	16a	M																	
		F																	

AGE, SEX AND RACE OF PERSONS ARRESTED
under 18 Years of age

CLASSIFICATIONS OF OFFENSES	UCR	SEX	AGE						TOT	RACE				
			Under 10	10-12	13-14	15	16	17		WHT	BLK	IND	ASN	PAC
			ASSISTING OR PROMOTING PROSTITUTION	16b	M									
		F												
PURCHASING PROSTITUTION	16c	M												
		F												
SEX OFFENSES	17	M			1	1			2	1		1		
		F												
DRUG/SALE/MAN	180	M												
		F												
NARCOTICS	180a	M												
		F												
MARIJUANA	180b	M												
		F												
SYNTHETIC NARC	180c	M												
		F												
OTHER/NON-NARC	180d	M												
		F												
DRUG/POSSESSION	185	M			2			3	5	3		3		
		F			1				1					
NARCOTICS	185e	M												
		F												
MARIJUANA	185f	M			2			3	5	2		3		
		F												
SYNTHETIC NARC	185g	M												
		F												
OTHER/NON-NARC	185h	M								1				
		F			1				1					
GAMBLING	19	M												
		F												
BOOKMAKING	19a	M												
		F												
NUMBERS	19b	M												
		F												
OTHER GAMBLING	19c	M												
		F												
FAMILY/CHILD	20	M												
		F												

AGE, SEX AND RACE OF PERSONS ARRESTED
under 18 Years of age

CLASSIFICATIONS OF OFFENSES	UCR	SEX	AGE						TOT	RACE				
			Under 10	10-12	13-14	15	16	17		WHT	BLK	IND	ASN	PAC
			DRIVING INFLUENCE	21	M									1
		F					1	1	2					
LIQUOR LAWS	22	M			1		7	1	9	6		6		
		F		1	2				3					
DRUNKENNESS	23	M						1	1			1		
		F												
DISORDERLY CONDUCT	24	M				1			1	1		2		
		F		1	1				2					
VAGRANCY	25	M												
		F												
ALL OTHER	26	M			1	2	6	7	16	14	1	7	2	
		F					3	5	8					
SUSPICION	27	M												
		F												
CURFEW	28	M			1	1		2	4			5		
		F				1			1					
RUN-AWAYS	29	M												
		F												
HUMAN TRAFFICKING/COMMERCIAL SEX ACTS	30	M												
		F												
HUMAN TRAFFICKING/INVOLUNTARY SERVITUDE	31	M												
		F												
TOTAL BY SEX		M		6	32	19	30	19	106	67	18	66	2	
		F		3	9	9	12	14	47					
GRAND TOTAL				9	41	28	42	33	153	67	18	66	2	

MONTHLY RETURN OF ARSON OFFENSES KNOWN TO LAW ENFORCEMENT

1 PROPERTY CLASSIFICATION	2 Offenses Reported or Known to Police (Include Unfounded and attempts)	3 Unfounded, i.e. False or Baseless Complaints	4 Number of Actual Offenses (Column 2 Minus Column 3) (Include Attempts)	5 Total Offenses Cleared by Arrest or Exceptional Means (Include Column 6)	6 Number of Clearances Involving Only Persons Under 18 Years of Age	7 Offenses Where Structures Uninhabited, Abandoned, or not Normally in Use	8 Estimated Value of Property Damage
STRUCTURAL							
A. Single Occupancy Residential: Houses, Townhouses, Duplexes, etc.	1		1				
B. Other Residential: Apartments, Tenements, Flats, Hotels, Motels, Inns, Dormitories, Boarding Houses, etc.	1		1	1			\$125,000
C. Storage: Barns, Garages, Warehouses, etc.	2		2	1			
D. Industrial/Manufacturing:							
E. Other Commercial: Stores, Restaurants, Offices, etc.	1		1			1	\$65,000
F. Community/Public: Churches, Jails, Schools, Colleges, Hospitals, etc.	1		1			1	\$50
G. All Other Structure: Out Buildings, Monuments, Buildings Under Constructions, etc.							
TOTAL STRUCTURAL	6		6	2		2	\$190,050
MOBILE							
H. Motor Vehicles: Automobiles, Trucks, Buses, Motorcycles, etc. UCR Definition	5		5	1			\$21,000
I. Other Mobile Property: Trailers, Recreational Vehicles, Airplanes, Boats, etc.	1		1				\$21
TOTAL MOBILE	6		6	1			\$21,021
OTHER							
J. TOTAL OTHER Crops, Timber, Fences, Signs, etc.	3		3	1	1		\$66
TOTAL OTHER	3		3	1	1		\$66
GRAND TOTAL	15		15	4	1	2	\$211,137

HUMAN TRAFFICKING OFFENSES

(1) Human Trafficking Classification	(2) Offenses Reported	(3) Unfounded Offenses	(4) Actual Offenses	(5) Offenses Cleared	(6) Juveniles Only
Commercial Sex Acts	2		2		
Involuntary Servitude					
GRAND TOTAL	2		2		

RETURN A - MONTHLY RETURN OF OFFENSES KNOWN TO POLICE

(1) Classification of Offense	(2) Offenses Reported	(3) Unfounded Offenses	(4) Actual Offenses	(5) Offenses Cleared	(6) Juveniles Only
CRIMINAL HOMICIDE					
MURDER/NONNEG MANSLAUGHTER	10	1	9	4	
MANSLAUGHTER BY NEGLIGENCE	1		1		
TOTAL	11	1	10	4	
RAPE					
RAPE	93	2	91	18	3
ATTEMPTS TO COMMIT RAPE	7		7	2	
TOTAL	100	2	98	20	3
ROBBERY					
FIREARM	19		19	5	
KNIFE/CUTTING INSTRUMENT	1		1	1	
OTHER DANGEROUS WEAPON	10		10	3	
STRONG-ARM (HANDS, FISTS)	39	1	38	7	1
TOTAL	69	1	68	16	1
ASSAULT					
FIREARM	89	1	88	56	3
KNIFE OR CUTTING INSTRUMENT	63	3	60	41	5
OTHER DANGEROUS WEAPON	137	4	133	73	4
HANDS, FIST, FEET, AGGRAVATED	98	2	96	59	2
OTHER ASSAULTS - SIMPLE	889	39	850	491	25
TOTAL	1276	49	1227	720	39
BURGLARY					
FORCIBLE ENTRY	209	3	206	26	7
UNLAWFUL ENTRY - NO FORCE	156	4	152	12	
ATTEMPTED FORCIBLE ENTRY	18		18	1	
TOTAL	383	7	376	39	7
LARCENY-THEFT					
THEFT (EX MOTOR VEHICLE)	1812	30	1782	227	27
TOTAL	1812	30	1782	227	27
MOTOR VEHICLE THEFT					
AUTOS	159	9	150	27	2
TRUCKS AND BUSES	67	3	64	7	
OTHER VEHICLES	59	1	58	4	3
TOTAL	285	13	272	38	5
GRAND TOTAL	3936	103	3833	1064	82

PROPERTY STOLEN BY CLASSIFICATION

CLASSIFICATION OF OFFENSES	NUMBER ACTUAL OFFENSES	VALUE OF PROPERTY STOLEN
MURDER/NONNEG MANSLAUGHTER	9	\$ 600
RAPE	98	\$ 251
ROBBERY		
HIGHWAY (STREET, ALLEYS, ETC.)	40	\$ 27,693
COMMERCIAL HOUSE	8	\$ 98
GAS OR SERVICE STATION	1	\$ 5
CONVENIENCE STORE	1	\$ 800
RESIDENCE	6	\$ 1,292
BANK		
MISCELLANEOUS	12	\$ 4,672
TOTAL ROBBERY	68	\$ 34,560
BURGLARY		
RESIDENCE (DWELLING)		
NIGHT (6PM-6AM)	59	\$ 140,640
DAY (6AM-6PM)	64	\$ 74,017
UNKNOWN	135	\$ 306,159
NON-RESIDENCE (STORE ETC.)		
NIGHT (6PM-6AM)	46	\$ 83,358
DAY (6AM-6PM)	19	\$ 32,176
UNKNOWN	53	\$ 77,711
TOTAL BURGLARY	376	\$ 714,061
LARCENY-THEFT		
\$200 AND OVER	917	\$ 1,409,212
\$50 TO \$200	359	\$ 37,831
UNDER \$50	506	\$ 6,091
TOTAL	1782	\$ 1,453,134
6X. NATURE OF LARCENIES UNDER ITEM 6		
POCKET-PICKING	7	\$ 1,618
PURSE-SNATCHING	4	\$ 3,079
SHOPLIFTING	280	\$ 48,229
FROM MOTOR VEHICLE	535	\$ 358,606
MOTOR VEHICLE PARTS & ACCESSORIES	102	\$ 52,825
BICYCLES	179	\$ 114,834
FROM BUILDING(EX C&H)	333	\$ 305,491
FROM COIN-OP MACHINES	1	\$ 100
ALL OTHER	341	\$ 568,352
TOTAL LARCENY	1782	\$ 1,453,134
MOTOR VEHICLE THEFT	272	\$ 1,902,624
STOLEN & RECOVERED LOCALLY	177	\$ 136,500
STOLEN LOCALLY & RECOVERED OTHER	13	
TOTAL STOLEN OTHER & RECOVERED LOCAL	190	\$ 136,500
STOLEN IN OTHER JURIS & RECOVERED LOCALLY	8	\$ 25,800
TOTAL MOTOR VEHICLE THEFT	272	\$ 1,902,624
GRAND TOTAL	2604	\$ 4,105,230

PROPERTY BY TYPE AND VALUE

Type of Property (1)	Monetary Value of Property Stolen in Your Jurisdiction	
	STOLEN (2)	RECOVERED (3)
CURRENCY, NOTES, ETC.	\$ 138,596	\$ 4,585
JEWELRY & PRECIOUS METALS	\$ 306,271	\$ 5,000
CLOTHING AND FURS	\$ 104,135	\$ 7,947
LOCALLY STOLEN MOTOR VEHICLE	\$ 1,993,390	\$ 1,523,814
OFFICE EQUIPMENT	\$ 84,942	\$ 4,916
TV, RADIOS, CAMERAS, ETC.	\$ 115,602	\$ 8,233
FIREARMS	\$ 119,051	\$ 10,560
HOUSEHOLD GOODS	\$ 147,974	\$ 8,078
CONSUMABLE GOODS	\$ 26,446	\$ 7,356
LIVESTOCK	\$ 500	\$ 500
MISCELLANEOUS	\$ 1,068,323	\$ 206,099
GRAND TOTAL	\$ 4,105,230	\$ 1,787,088

LAW ENFORCEMENT OFFICERS KILLED OR ASSAULTED

Type of activity	Total assaults by weapon	Type of Weapon				Type of Assignment							Officer assaults cleared
		Firearm	Knife or other cutting instrument	Other dangerous weapon	Hands, fists, feet, etc.	Two-officer vehicle	One-officer vehicle		Detective or special assign.		Other		
							Alone	Asst	Alone	Ast	Alone	Asst	
A	B	C	D	E	F	G	H	I	J	K	L	M	
1. Responding to disturbance calls (family quarrels, person with firearm, etc.)	14				14		5	9					13
2. Burglaries in progress or pursuing burglary suspects	2				2		2						2
3. Robberies in progress or pursuing robbery suspects	6		4		2	2		4					6
4. Attempting other arrests	11				11		2	8	1				7
5. Civil disorder (riot, mass disobedience, etc.)													
6. Handling, transporting, custody of prisoners	12			2	10	2	4	6					12
7. Investigating suspicious persons or circumstances	1				1		1						1
8. Ambush – no warning													
9. Mentally deranged	1				1			1					1
10. Traffic pursuits and stops	5	2		2	1		1	4					5
11. All other	3			1	2	1	1			1			2
12. TOTAL (1-11)	55	2	4	5	44	5	16	32	1	1			49
13. Number with person injury	2			1	1								
14. Number without personal injury	53	2	4	4	43								

15. Time of assaults	12 AM	2 AM	4 AM	6 AM	8 AM	10 AM	NOON	2 PM	4 PM	6 PM	8 PM	10 PM	UNK
	2	6	4	2		1	8	3	3	11	6	9	

AGE, SEX AND RACE OF PERSONS ARRESTED
18 Years of age and over

CLASSIFICATIONS OF OFFENSES	UCR	SEX	AGE														TOT	RACE						
			18	19	20	21	22	23	24	25-29	30-34	35-39	40-44	45-49	50-54	55-59		60-64	65 OV	WHT	BLK	IND	ASN	PAC
MURDER/NONNEG MANSLAUGHTER	01A	M									2							2	1	1	1			
		F					1												1					
MANSLAUGHTER BY NEGLIGENCE	01B	M																						
		F																						
RAPE	02	M		1			1		1	1		1	1	4	2			12		1	10	1		
		F																						
ROBBERY	03	M		2			1	2	1	4	2							12	6	5	4	2		
		F			1		1	1		1					1				5					
AGGRAVATED ASSAULT	04	M	1	3	7	5	2	4	8	30	16	20	6	6	8	7		1	124	69	14	67	8	1
		F		1		1	1	2	5	5	9	3	1	5	1	1			35					
BURGLARY	05	M			1	1	3		2	5	4	1	1	3	2	1	1	25	12	3	14			
		F								2			2						4					
LARCENY	06	M	2	6	4	4	4	1	4	24	19	13	5	5	4	6	2	3	106	103	12	44	1	1
		F	2	2	1		1	4	3	13	19	2	4	1	2			1	55					
MOTOR VEHICLE THEFT	07	M		2		1	1		3	9	4	3	2					25	20	2	6	5		
		F				1	1			1	2	2			1				8					
OTHER ASSAULTS	08	M	6	6	5	7	9	7	12	47	48	36	20	22	18	9	5	1	258	128	24	197	10	
		F	2	2	2	5	6	8	4	26	11	11	11	4	5	3	1		101					
ARSON	09	M																						
		F																						
FORGERY	10	M		1		1				1	1	1	1					6	3	3	2			
		F								1						1			2					
FRAUD	11	M					8				2	1		2		1		14	15		5	1		
		F							2		2		1	2					7					
EMBEZZLEMENT	12	M								1								1	3	1		1	1	
		F			1			1	1		2								5					
STOLEN PROPERTY	13	M	1				3				5	1		1				11	11	1	1			
		F								1		1							2					
VANDALISM	14	M	3	3		6	3	2	1	24	10	7	1	5	2			1	68	37	8	39	6	
		F	3			1	2	1	3	3	1	2	3		2	1			22					
WEAPONS	15	M		2		3	2	1		3		5	2					18	15	3	2	1		
		F								1	1				1				3					
PROSTITUTION	16	M																						
		F																						
PROSTITUTION	16a	M																						
		F																						

AGE, SEX AND RACE OF PERSONS ARRESTED
18 Years of age and over

CLASSIFICATIONS OF OFFENSES	UCR	SEX	AGE														TOT	RACE						
			18	19	20	21	22	23	24	25-29	30-34	35-39	40-44	45-49	50-54	55-59		60-64	65 OV	WHT	BLK	IND	ASN	PAC
ASSISTING OR PROMOTING PROSTITUTION	16b	M																						
		F																						
PURCHASING PROSTITUTION	16c	M																						
		F																						
SEX OFFENSES	17	M				2			4	5	1	2	4	3	3	3	2		29	11	2	16	1	
		F								1									1					
DRUG/SALE/MAN	180	M							1	2	4		1		1		1		10	12	1	2	1	
		F			1	1				1	2							1		6				
NARCOTICS	180a	M							1	2		1		1		1		6	6	1	2	1		
		F			1	1				1	1								4					
MARIJUANA	180b	M									1								1	1				
		F																						
SYNTHETIC NARC	180c	M							1	1	1								3	4				
		F																1		1				
OTHER/NON-NARC	180d	M																		1				
		F									1									1				
DRUG/POSSESSION	185	M	1	1		1	1	1	1	6	5	7	2	1	1	3			31	32	2	13		
		F	1							9	2	2		2					16					
NARCOTICS	185e	M							2	3	3	1		1	1			11	13	1	3			
		F							6										6					
MARIJUANA	185f	M	1						1									2	3		1			
		F	1										1						2					
SYNTHETIC NARC	185g	M				1		1	1	1	2	1			1			8	9		4			
		F							1	2	2								5					
OTHER/NON-NARC	185h	M		1			1		1	2	1	2		1		1		10	7	1	5			
		F							2					1					3					
GAMBLING	19	M																						
		F																						
BOOKMAKING	19a	M																						
		F																						
NUMBERS	19b	M																						
		F																						
OTHER GAMBLING	19c	M																						
		F																						
FAMILY/CHILD	20	M	1								1		1	1		1	1	6	6		10			
		F						1	1		4	2		2					10					

AGE, SEX AND RACE OF PERSONS ARRESTED
18 Years of age and over

CLASSIFICATIONS OF OFFENSES	UCR	SEX	AGE															TOT	RACE						
			18	19	20	21	22	23	24	25-29	30-34	35-39	40-44	45-49	50-54	55-59	60-64		65 OV	WHT	BLK	IND	ASN	PAC	
			DRIVING INFLUENCE	21	M		3	1	6	4	7	4	37	20	20	10	22		18	7	8	8	175	177	11
		F		2	2	3	4	2	5	16	17	13	5	11	5	1	1	4	91						
LIQUOR LAWS	22	M	6	4	2	1	3			3	4	2	2	1	3	6	5	1	1	44	13	1	53		
		F		5	1						2	2	2	4	4	3			23						
DRUNKENNESS	23	M		1		2					1	1	1	1			1		8	6	1	2			
		F											1						1						
DISORDERLY CONDUCT	24	M				3	2			1	16	8	4	5	1	3	6	1	1	51	28	2	39		1
		F		1		4			2	2	4	1	1	1	2	1			19						
VAGRANCY	25	M																							
		F																							
ALL OTHER	26	M	11	19	26	28	37	20	32	159	134	115	78	84	98	75	58	56	1030	817	66	325	91	11	
		F	3	8	6	5	14	8	11	55	57	26	20	19	22	14	5	7	280						
SUSPICION	27	M																							
		F																							
HUMAN TRAFFICKING/COMMERCIAL SEX ACTS	30	M																							
		F																							
HUMAN TRAFFICKING/INVOLUNTARY SERVITUDE	31	M																							
		F																							
TOTAL BY SEX		M	32	54	46	71	76	53	78	379	289	240	142	163	166	125	80	72	2066	1525	164	913	143	18	
		F	11	21	15	21	32	30	36	144	130	65	53	50	45	24	7	13	697						
GRAND TOTAL			43	75	61	92	108	83	114	523	419	305	195	213	211	149	87	85	2763	1525	164	913	143	18	

AGE, SEX AND RACE OF PERSONS ARRESTED
under 18 Years of age

CLASSIFICATIONS OF OFFENSES	UCR	SEX	AGE						TOT	RACE					
			Under 10	10-12	13-14	15	16	17		WHT	BLK	IND	ASN	PAC	
MURDER/NONNEG MANSLAUGHTER	01A	M													
		F													
MANSLAUGHTER BY NEGLIGENCE	01B	M													
		F													
RAPE	02	M			1		2		3	2			1		
		F													
ROBBERY	03	M	1	1		1			3	1	2				
		F													
AGGRAVATED ASSAULT	04	M		1	3		3	3	10	8			4	1	
		F				1	2		3						
BURGLARY	05	M		2	4	2	3	3	14	4			10		
		F													
LARCENY	06	M	2		2	7	2	6	19	20	2		10	1	
		F		3	5	1	3	2	14						
MOTOR VEHICLE THEFT	07	M			3		1		4	1			6		
		F			1		2		3						
OTHER ASSAULTS	08	M		2	2		2	2	8	11	1		7	1	
		F		2	3	3	1	3	12						
ARSON	09	M		2		2	1		5	3			2		
		F													
FORGERY	10	M													
		F													
FRAUD	11	M								1					
		F			1				1						
EMBEZZLEMENT	12	M						1	1	2					
		F					1		1						
STOLEN PROPERTY	13	M													
		F													
VANDALISM	14	M	1	1	8	4		3	17	5	7		9	1	
		F		1	2	2			5						
WEAPONS	15	M			1	1			2	1				1	
		F													
PROSTITUTION	16	M													
		F													
PROSTITUTION	16a	M													
		F													

AGE, SEX AND RACE OF PERSONS ARRESTED
under 18 Years of age

CLASSIFICATIONS OF OFFENSES	UCR	SEX	AGE						TOT	RACE									
			Under 10	10-12	13-14	15	16	17		WHT	BLK	IND	ASN	PAC					
			ASSISTING OR PROMOTING PROSTITUTION	16b	M														
		F																	
PURCHASING PROSTITUTION	16c	M																	
		F																	
SEX OFFENSES	17	M				1	1	1	3	1		2							
		F																	
DRUG/SALE/MAN	180	M																	
		F																	
NARCOTICS	180a	M																	
		F																	
MARIJUANA	180b	M																	
		F																	
SYNTHETIC NARC	180c	M																	
		F																	
OTHER/NON-NARC	180d	M																	
		F																	
DRUG/POSSESSION	185	M			1	3		1	5	4		3							
		F			1			1	2										
NARCOTICS	185e	M																	
		F																	
MARIJUANA	185f	M			1	3		1	5	4		3							
		F			1			1	2										
SYNTHETIC NARC	185g	M																	
		F																	
OTHER/NON-NARC	185h	M																	
		F																	
GAMBLING	19	M																	
		F																	
BOOKMAKING	19a	M																	
		F																	
NUMBERS	19b	M																	
		F																	
OTHER GAMBLING	19c	M																	
		F																	
FAMILY/CHILD	20	M																	
		F																	

AGE, SEX AND RACE OF PERSONS ARRESTED
under 18 Years of age

CLASSIFICATIONS OF OFFENSES	UCR	SEX	AGE							TOT	RACE				
			Under 10	10-12	13-14	15	16	17	WHT		BLK	IND	ASN	PAC	
			DRIVING INFLUENCE	21	M							1	1	2	
		F						1	1						
LIQUOR LAWS	22	M						4	4	2	1	10			
		F			2	2		5	9						
DRUNKENNESS	23	M					1		1				4		
		F				3			3						
DISORDERLY CONDUCT	24	M													
		F													
VAGRANCY	25	M													
		F													
ALL OTHER	26	M	4		2	1	7	11	25	14		16	2		
		F			2	1	3	1	7						
SUSPICION	27	M													
		F													
CURFEW	28	M													
		F													
RUN-AWAYS	29	M													
		F													
HUMAN TRAFFICKING/COMMERCIAL SEX ACTS	30	M													
		F													
HUMAN TRAFFICKING/INVOLUNTARY SERVITUDE	31	M													
		F													
TOTAL BY SEX		M	8	9	27	22	23	36	125	82	13	85	7		
		F		6	17	13	13	13	62						
GRAND TOTAL			8	15	44	35	36	49	187	82	13	85	7		

MONTHLY RETURN OF ARSON OFFENSES KNOWN TO LAW ENFORCEMENT

1 PROPERTY CLASSIFICATION	2 Offenses Reported or Known to Police (Include Unfounded and attempts)	3 Unfounded, i.e. False or Baseless Complaints	4 Number of Actual Offenses (Column 2 Minus Column 3) (Include Attempts)	5 Total Offenses Cleared by Arrest or Exceptional Means (Include Column 6)	6 Number of Clearances Involving Only Persons Under 18 Years of Age	7 Offenses Where Structures Uninhabited, Abandoned, or not Normally in Use	8 Estimated Value of Property Damage
STRUCTURAL							
A. Single Occupancy Residential: Houses, Townhouses, Duplexes, etc.	4		4	1			\$835
B. Other Residential: Apartments, Tenements, Flats, Hotels, Motels, Inns, Dormitories, Boarding Houses, etc.	3		3	2	2	1	\$22,000
C. Storage: Barns, Garages, Warehouses, etc.	1		1	1	1	1	\$1,000
D. Industrial/Manufacturing:							
E. Other Commercial: Stores, Restaurants, Offices, etc.							
F. Community/Public: Churches, Jails, Schools, Colleges, Hospitals, etc.							
G. All Other Structure: Out Buildings, Monuments, Buildings Under Constructions, etc.	1		1				
TOTAL STRUCTURAL	9		9	4	3	2	\$23,835
MOBILE							
H. Motor Vehicles: Automobiles, Trucks, Buses, Motorcycles, etc. UCR Definition	5		5				\$12,000
I. Other Mobile Property: Trailers, Recreational Vehicles, Airplanes, Boats, etc.	1		1				\$7,000
TOTAL MOBILE	6		6				\$19,000
OTHER							
J. TOTAL OTHER Crops, Timber, Fences, Signs, etc.	1		1	1	1		\$100
TOTAL OTHER	1		1	1	1		\$100
GRAND TOTAL	16		16	5	4	2	\$42,935

RETURN A - MONTHLY RETURN OF OFFENSES KNOWN TO POLICE

(1) Classification of Offense	(2) Offenses Reported	(3) Unfounded Offenses	(4) Actual Offenses	(5) Offenses Cleared	(6) Juveniles Only
CRIMINAL HOMICIDE					
MURDER/NONNEG MANSLAUGHTER	5	2	3	1	
MANSLAUGHTER BY NEGLIGENCE	3		3	3	
TOTAL	8	2	6	4	
RAPE					
RAPE	79	7	72	17	6
ATTEMPTS TO COMMIT RAPE	8		8	2	1
TOTAL	87	7	80	19	7
ROBBERY					
FIREARM	28	2	26	3	
KNIFE/CUTTING INSTRUMENT	12		12	6	
OTHER DANGEROUS WEAPON	12		12	2	1
STRONG-ARM (HANDS, FISTS)	40	1	39	11	
TOTAL	92	3	89	22	1
ASSAULT					
FIREARM	98	1	97	60	11
KNIFE OR CUTTING INSTRUMENT	87	3	84	46	4
OTHER DANGEROUS WEAPON	124	3	121	74	4
HANDS, FIST, FEET, AGGRAVATED	111	6	105	62	3
OTHER ASSAULTS - SIMPLE	904	44	860	433	33
TOTAL	1324	57	1267	675	55
BURGLARY					
FORCIBLE ENTRY	229	1	228	46	
UNLAWFUL ENTRY - NO FORCE	147	3	144	25	6
ATTEMPTED FORCIBLE ENTRY	21		21	4	1
TOTAL	397	4	393	75	7
LARCENY-THEFT					
THEFT (EX MOTOR VEHICLE)	1910	20	1890	241	24
TOTAL	1910	20	1890	241	24
MOTOR VEHICLE THEFT					
AUTOS	166	8	158	33	4
TRUCKS AND BUSES	72	2	70	8	1
OTHER VEHICLES	53		53	6	2
TOTAL	291	10	281	47	7
GRAND TOTAL	4109	103	4006	1083	101

PROPERTY STOLEN BY CLASSIFICATION

CLASSIFICATION OF OFFENSES	NUMBER ACTUAL OFFENSES	VALUE OF PROPERTY STOLEN
MURDER/NONNEG MANSLAUGHTER	3	
RAPE	82	
ROBBERY		
HIGHWAY (STREET, ALLEYS, ETC.)	48	\$ 34,287
COMMERCIAL HOUSE	15	\$ 1,983
GAS OR SERVICE STATION	2	\$ 193
CONVENIENCE STORE	4	\$ 619
RESIDENCE	10	\$ 9,214
BANK	2	\$ 2,750
MISCELLANEOUS	8	\$ 1,269
TOTAL ROBBERY	89	\$ 50,315
BURGLARY		
RESIDENCE (DWELLING)		
NIGHT (6PM-6AM)	45	\$ 99,886
DAY (6AM-6PM)	65	\$ 153,823
UNKNOWN	131	\$ 454,596
NON-RESIDENCE (STORE ETC.)		
NIGHT (6PM-6AM)	64	\$ 134,629
DAY (6AM-6PM)	32	\$ 98,803
UNKNOWN	56	\$ 67,126
TOTAL BURGLARY	393	\$ 1,008,863
LARCENY-THEFT		
\$200 AND OVER	974	\$ 1,599,355
\$50 TO \$200	400	\$ 42,374
UNDER \$50	516	\$ 7,125
TOTAL	1890	\$ 1,648,854
6X. NATURE OF LARCENIES UNDER ITEM 6		
POCKET-PICKING	11	\$ 1,973
PURSE-SNATCHING	3	\$ 456
SHOPLIFTING	283	\$ 72,578
FROM MOTOR VEHICLE	634	\$ 431,812
MOTOR VEHICLE PARTS & ACCESSORIES	94	\$ 38,550
BICYCLES	172	\$ 107,466
FROM BUILDING(EX C&H)	312	\$ 330,266
FROM COIN-OP MACHINES	5	\$ 1,712
ALL OTHER	376	\$ 664,041
TOTAL LARCENY	1890	\$ 1,648,854
MOTOR VEHICLE THEFT	281	\$ 1,823,771
STOLEN & RECOVERED LOCALLY	226	\$ 38,500
STOLEN LOCALLY & RECOVERED OTHER	11	
TOTAL STOLEN OTHER & RECOVERED LOCAL	237	\$ 38,500
STOLEN IN OTHER JURIS & RECOVERED LOCALLY	4	
TOTAL MOTOR VEHICLE THEFT	281	\$ 1,823,771
GRAND TOTAL	2739	\$ 4,531,803

PROPERTY BY TYPE AND VALUE

Type of Property (1)	Monetary Value of Property Stolen in Your Jurisdiction	
	STOLEN (2)	RECOVERED (3)
CURRENCY, NOTES, ETC.	\$ 314,312	\$ 6,543
JEWELRY & PRECIOUS METALS	\$ 373,578	\$ 11,064
CLOTHING AND FURS	\$ 146,517	\$ 12,404
LOCALLY STOLEN MOTOR VEHICLE	\$ 1,926,291	\$ 1,649,353
OFFICE EQUIPMENT	\$ 143,120	\$ 6,100
TV, RADIOS, CAMERAS, ETC.	\$ 145,248	\$ 9,167
FIREARMS	\$ 116,821	\$ 33,527
HOUSEHOLD GOODS	\$ 99,510	\$ 5,827
CONSUMABLE GOODS	\$ 46,810	\$ 4,234
LIVESTOCK	\$ 300	
MISCELLANEOUS	\$ 1,219,296	\$ 295,651
GRAND TOTAL	\$ 4,531,803	\$ 2,033,870

LAW ENFORCEMENT OFFICERS KILLED OR ASSAULTED

Type of activity	Total assaults by weapon	Type of Weapon				Type of Assignment						Officer assaults cleared	
		Firearm	Knife or other cutting instrument	Other dangerous weapon	Hands, fists, feet, etc.	Two-officer vehicle	One-officer vehicle		Detective or special assign.		Other		
							Alone	Asst	Alone	Ast	Alone		Asst
A	B	C	D	E	F	G	H	I	J	K	L	M	
1. Responding to disturbance calls (family quarrels, person with firearm, etc.)	24	2		2	20	1	5	18					24
2. Burglaries in progress or pursuing burglary suspects													
3. Robberies in progress or pursuing robbery suspects													
4. Attempting other arrests	14	1		1	12		6	8					12
5. Civil disorder (riot, mass disobedience, etc.)													
6. Handling, transporting, custody of prisoners	6			1	5		3	3					6
7. Investigating suspicious persons or circumstances	3			1	2		1	2					3
8. Ambush – no warning													
9. Mentally deranged	2				2	2							2
10. Traffic pursuits and stops	2			1	1			2					2
11. All other	1				1		1						1
12. TOTAL (1-11)	52	3		6	43	3	16	33					50
13. Number with person injury	7				7								
14. Number without personal injury	45	3		6	36								

15. Time of assaults	12 AM	2 AM	4 AM	6 AM	8 AM	10 AM	NOON	2 PM	4 PM	6 PM	8 PM	10 PM	UNK
	6	2	3	4	2	2	4	5	5	7	5	7	

AGE, SEX AND RACE OF PERSONS ARRESTED
18 Years of age and over

CLASSIFICATIONS OF OFFENSES	UCR	SEX	AGE													TOT	RACE								
			18	19	20	21	22	23	24	25-29	30-34	35-39	40-44	45-49	50-54		55-59	60-64	65 OV	WHT	BLK	IND	ASN	PAC	
MURDER/NONNEG MANSLAUGHTER	01A	M										1								1			1		
		F																							
MANSLAUGHTER BY NEGLIGENCE	01B	M	1	2																3	1	2			
		F																							
RAPE	02	M										1			2		1		4	1		3			
		F																							
ROBBERY	03	M			2	1	3			2	2	2	1		1				14	9	2	6	4		
		F		1	1		1			3		1								7					
AGGRAVATED ASSAULT	04	M	1	1	4	5	6	4	5	34	24	12	12	10	5	6	1		130	81	16	70	9		
		F	1	1	1	2	2	1	2	10	8	6	5	2	3	1		1	46						
BURGLARY	05	M	1		2	1	1	9	2	11	7	1	4	3		1			43	21	5	15	10		
		F			2		1				5								8						
LARCENY	06	M	3		1	6	12	5	5	25	20	19	13	6	5	5	1	3	129	100	10	59	5		
		F	4	2		1	2	1	1	14	10	3	1	2	2	1	1		45						
MOTOR VEHICLE THEFT	07	M	2	1	1	1	4	1	1	7	4	2		2					26	19	1	11	4		
		F			1		2	1		2	2	1							9						
OTHER ASSAULTS	08	M	1	3	5	11	10	6	10	47	38	25	20	18	8	4	6	5	217	126	19	164	7		
		F	1	1	1	2	6	5	4	29	19	14	5	4	5	2	1		99						
ARSON	09	M						1											1	1					
		F																							
FORGERY	10	M									1	1							2	5		2	1		
		F		1				1	1		2	1							6						
FRAUD	11	M									2	1							3	7		1	1		
		F				1				2		1	1	1					6						
EMBEZZLEMENT	12	M			1					2	2	1							6	6	2	2			
		F			1			2						1					4						
STOLEN PROPERTY	13	M		1								1	1						3	1		1	3		
		F									2								2						
VANDALISM	14	M	3	2		5	2	2	1	11	12	7	6	2	3			1	57	31	10	30	5		
		F	2		1		1		3	3	3		4	1	1				19						
WEAPONS	15	M	1	1	1	2		1	1		1	4	1	1	3	1		2	20	13	3	3	2		
		F				1													1						
PROSTITUTION AND COMMERCIALIZED VICE	16	M								1									1	1					
		F																							
PROSTITUTION	16a	M																							
		F																							

AGE, SEX AND RACE OF PERSONS ARRESTED
18 Years of age and over

CLASSIFICATIONS OF OFFENSES	UCR	SEX	AGE														TOT	RACE						
			18	19	20	21	22	23	24	25-29	30-34	35-39	40-44	45-49	50-54	55-59		60-64	65 OV	WHT	BLK	IND	ASN	PAC
ASSISTING OR PROMOTING PROSTITUTION	16b	M																						
		F																						
PURCHASING PROSTITUTION	16c	M									1										1			
		F																						
SEX OFFENSES	17	M			1	2		1	1	1	1	3	3	5	1	2	2			23	5	2	20	1
		F								1	1		2					1		5				
DRUG/SALE/MAN	180	M		1	1	1			1	1										5	8	1	1	
		F			1					2			1	1						5				
NARCOTICS	180a	M				1			1	1										3	5	1	1	
		F								2			1	1						4				
MARIJUANA	180b	M		1	1															2	3			
		F			1															1				
SYNTHETIC NARC	180c	M																						
		F																						
OTHER/NON-NARC	180d	M																						
		F																						
DRUG/POSSESSION	185	M	1	1				2	1	5	7	3	4	3					1	28	25	5	8	3
		F	2	1						4	2		2	1	1					13				
NARCOTICS	185e	M						1			3		1	1					1	7	8	3	3	
		F								2	2		2	1						7				
MARIJUANA	185f	M																			2		1	
		F	2													1				3				
SYNTHETIC NARC	185g	M								2	2	1								5	3	1	2	
		F								1										1				
OTHER/NON-NARC	185h	M	1	1				1	1	3	2	2	3	2						16	12	1	2	3
		F		1						1										2				
GAMBLING	19	M																						
		F																						
BOOKMAKING	19a	M																						
		F																						
NUMBERS	19b	M																						
		F																						
OTHER GAMBLING	19c	M																						
		F																						
FAMILY/CHILD	20	M		1		2						5	2		1			1		12	8	2	8	
		F						1		1		1	2				1			6				

AGE, SEX AND RACE OF PERSONS ARRESTED
18 Years of age and over

CLASSIFICATIONS OF OFFENSES	UCR	SEX	AGE															TOT	RACE					
			18	19	20	21	22	23	24	25-29	30-34	35-39	40-44	45-49	50-54	55-59	60-64		65 OV	WHT	BLK	IND	ASN	PAC
			DRIVING INFLUENCE	21	M	2	6	3	9	9	8	10	34	31	11	13	17		6	15	4	6	184	173
		F		1	3	5	3	3	4	12	15	9	6	9	4	1	1	3	79					
LIQUOR LAWS	22	M	3	10	11		1			5	1	4	4	5	3	5	1		53	27	3	43		1
		F	3	1	1					2	2	1	1	6	2	2			21					
DRUNKENNESS	23	M	1	1			1			2	1					1			7	2	1	5		
		F							1										1					
DISORDERLY CONDUCT	24	M	1	2	6	3	1	2	3	3	9	3	5	4	5	2	1	1	51	23	8	34		
		F		2			1				5	1	4	1					14					
VAGRANCY	25	M																						
		F																						
ALL OTHER	26	M	9	11	10	11	25	13	23	108	108	73	47	50	63	40	23	25	639	484	61	259	34	4
		F	2	7	6	6	9	6	12	47	30	18	11	22	15	6	2	4	203					
SUSPICION	27	M																						
		F																						
HUMAN TRAFFICKING/COMMERCIAL SEX ACTS	30	M																						
		F																						
HUMAN TRAFFICKING/INVOLUNTARY SERVITUDE	31	M																						
		F																						
TOTAL BY SEX		M	30	44	49	60	75	55	64	300	276	176	134	127	105	82	41	44	1662	1178	163	816	99	5
		F	15	18	19	17	30	20	29	131	107	58	44	50	34	13	6	8	599					
GRAND TOTAL			45	62	68	77	105	75	93	431	383	234	178	177	139	95	47	52	2261	1178	163	816	99	5

AGE, SEX AND RACE OF PERSONS ARRESTED
under 18 Years of age

CLASSIFICATIONS OF OFFENSES	UCR	SEX	AGE						TOT	RACE									
			Under 10	10-12	13-14	15	16	17		WHT	BLK	IND	ASN	PAC					
			MURDER/NONNEG MANSLAUGHTER	01A	M														
		F																	
MANSLAUGHTER BY NEGLIGENCE	01B	M																	
		F																	
RAPE	02	M					2	1	3	3									
		F																	
ROBBERY	03	M						2	2	1	2								
		F						1	1										
AGGRAVATED ASSAULT	04	M		2	2	2	4	2	12	3	2	8							
		F					1		1										
BURGLARY	05	M			4	3		4	11	4		10							
		F			1	1		1	3										
LARCENY	06	M	2	3	6	3	4	4	22	12	4	15							
		F		1	1	3	2	2	9										
MOTOR VEHICLE THEFT	07	M		1		1		4	6	6	1	4							
		F			1		3	1	5										
OTHER ASSAULTS	08	M			4	3	2	1	10	9	3	7	3	1					
		F		1	5	2	4	1	13										
ARSON	09	M		2	1			1	4	1	1	1	1						
		F																	
FORGERY	10	M					1		1	1									
		F																	
FRAUD	11	M					1		1		1								
		F			1				1										
EMBEZZLEMENT	12	M																	
		F																	
STOLEN PROPERTY	13	M			1				1	1									
		F																	
VANDALISM	14	M			2	2		4	8	5		3							
		F																	
WEAPONS	15	M																	
		F																	
PROSTITUTION	16	M																	
		F																	
PROSTITUTION	16a	M																	
		F																	

AGE, SEX AND RACE OF PERSONS ARRESTED
under 18 Years of age

CLASSIFICATIONS OF OFFENSES	UCR	SEX	AGE							TOT	RACE				
			Under 10	10-12	13-14	15	16	17	WHT		BLK	IND	ASN	PAC	
ASSISTING OR PROMOTING PROSTITUTION	16b	M													
		F													
PURCHASING PROSTITUTION	16c	M													
		F													
SEX OFFENSES	17	M		1				1	2	1		1			
		F													
DRUG/SALE/MAN	180	M						1	1			1			
		F													
NARCOTICS	180a	M													
		F													
MARIJUANA	180b	M						1	1			1			
		F													
SYNTHETIC NARC	180c	M													
		F													
OTHER/NON-NARC	180d	M													
		F													
DRUG/POSSESSION	185	M				1		1	2	3	1	1			
		F				1	1	1	3						
NARCOTICS	185e	M													
		F													
MARIJUANA	185f	M				1		1	2	3	1	1			
		F				1	1	1	3						
SYNTHETIC NARC	185g	M													
		F													
OTHER/NON-NARC	185h	M													
		F													
GAMBLING	19	M													
		F													
BOOKMAKING	19a	M													
		F													
NUMBERS	19b	M													
		F													
OTHER GAMBLING	19c	M													
		F													
FAMILY/CHILD	20	M													
		F													

AGE, SEX AND RACE OF PERSONS ARRESTED
under 18 Years of age

CLASSIFICATIONS OF OFFENSES	UCR	SEX	AGE							TOT	RACE				
			Under 10	10-12	13-14	15	16	17	WHT		BLK	IND	ASN	PAC	
			DRIVING INFLUENCE	21	M										
		F					2	1	3						
LIQUOR LAWS	22	M				2		2	4	2	1	6			
		F				1	2	2	5						
DRUNKENNESS	23	M					3	1	4	5		1			
		F					1	1	2						
DISORDERLY CONDUCT	24	M													
		F													
VAGRANCY	25	M													
		F													
ALL OTHER	26	M			2	6	2	6	16	20	1	3			
		F			2	2	2	2	8						
SUSPICION	27	M													
		F													
CURFEW	28	M													
		F													
RUN-AWAYS	29	M													
		F													
HUMAN TRAFFICKING/COMMERCIAL SEX ACTS	30	M													
		F													
HUMAN TRAFFICKING/INVOLUNTARY SERVITUDE	31	M													
		F													
TOTAL BY SEX		M	2	9	22	23	19	35	110	77	17	65	4	1	
		F		2	11	10	18	13	54						
GRAND TOTAL			2	11	33	33	37	48	164	77	17	65	4	1	

MONTHLY RETURN OF ARSON OFFENSES KNOWN TO LAW ENFORCEMENT

1 PROPERTY CLASSIFICATION	2 Offenses Reported or Known to Police (Include Unfounded and attempts)	3 Unfounded, i.e. False or Baseless Complaints	4 Number of Actual Offenses (Column 2 Minus Column 3) (Include Attempts)	5 Total Offenses Cleared by Arrest or Exceptional Means (Include Column 6)	6 Number of Clearances Involving Only Persons Under 18 Years of Age	7 Offenses Where Structures Uninhabited, Abandoned, or not Normally in Use	8 Estimated Value of Property Damage
STRUCTURAL							
A. Single Occupancy Residential: Houses, Townhouses, Duplexes, etc.	1		1			1	
B. Other Residential: Apartments, Tenements, Flats, Hotels, Motels, Inns, Dormitories, Boarding Houses, etc.	3		3				\$20,210
C. Storage: Barns, Garages, Warehouses, etc.	1		1				\$200
D. Industrial/Manufacturing:							
E. Other Commercial: Stores, Restaurants, Offices, etc.							
F. Community/Public: Churches, Jails, Schools, Colleges, Hospitals, etc.	1		1	2	2	1	\$1,800,000
G. All Other Structure: Out Buildings, Monuments, Buildings Under Constructions, etc.	1		1				
TOTAL STRUCTURAL	7		7	2	2	2	\$1,820,410
MOBILE							
H. Motor Vehicles: Automobiles, Trucks, Buses, Motorcycles, etc. UCR Definition	3		3				\$9,000
I. Other Mobile Property: Trailers, Recreational Vehicles, Airplanes, Boats, etc.							
TOTAL MOBILE	3		3				\$9,000
OTHER							
J. TOTAL OTHER Crops, Timber, Fences, Signs, etc.	3		3	1	1		\$110
TOTAL OTHER	3		3	1	1		\$110
GRAND TOTAL	13		13	3	3	2	\$1,829,520

RETURN A - MONTHLY RETURN OF OFFENSES KNOWN TO POLICE

(1) Classification of Offense	(2) Offenses Reported	(3) Unfounded Offenses	(4) Actual Offenses	(5) Offenses Cleared	(6) Juveniles Only
CRIMINAL HOMICIDE					
MURDER/NONNEG MANSLAUGHTER	4	1	3	3	
MANSLAUGHTER BY NEGLIGENCE					
TOTAL	4	1	3	3	
RAPE					
RAPE	116	5	111	18	
ATTEMPTS TO COMMIT RAPE	12		12	4	
TOTAL	128	5	123	22	
ROBBERY					
FIREARM	20		20	7	
KNIFE/CUTTING INSTRUMENT	7		7	2	
OTHER DANGEROUS WEAPON	15		15	1	
STRONG-ARM (HANDS, FISTS)	41	1	40	5	
TOTAL	83	1	82	15	
ASSAULT					
FIREARM	91		91	40	2
KNIFE OR CUTTING INSTRUMENT	57	1	56	39	3
OTHER DANGEROUS WEAPON	103	2	101	71	11
HANDS, FIST, FEET, AGGRAVATED	80		80	43	1
OTHER ASSAULTS - SIMPLE	860	33	827	455	42
TOTAL	1191	36	1155	648	59
BURGLARY					
FORCIBLE ENTRY	206	1	205	25	4
UNLAWFUL ENTRY - NO FORCE	128	1	127	18	
ATTEMPTED FORCIBLE ENTRY	24	1	23	2	
TOTAL	358	3	355	45	4
LARCENY-THEFT					
THEFT (EX MOTOR VEHICLE)	1726	21	1705	192	14
TOTAL	1726	21	1705	192	14
MOTOR VEHICLE THEFT					
AUTOS	160	9	151	29	1
TRUCKS AND BUSES	76	1	75	13	1
OTHER VEHICLES	44	3	41	3	
TOTAL	280	13	267	45	2
GRAND TOTAL	3770	80	3690	970	79

PROPERTY STOLEN BY CLASSIFICATION

CLASSIFICATION OF OFFENSES	NUMBER ACTUAL OFFENSES	VALUE OF PROPERTY STOLEN
MURDER/NONNEG MANSLAUGHTER	3	
RAPE	123	
ROBBERY		
HIGHWAY (STREET, ALLEYS, ETC.)	33	\$ 6,733
COMMERCIAL HOUSE	14	\$ 1,210
GAS OR SERVICE STATION	1	\$ 1
CONVENIENCE STORE	1	\$ 85
RESIDENCE	15	\$ 19,250
BANK		
MISCELLANEOUS	18	\$ 7,368
TOTAL ROBBERY	82	\$ 34,647
BURGLARY		
RESIDENCE (DWELLING)		
NIGHT (6PM-6AM)	58	\$ 56,369
DAY (6AM-6PM)	57	\$ 105,138
UNKNOWN	123	\$ 262,408
NON-RESIDENCE (STORE ETC.)		
NIGHT (6PM-6AM)	57	\$ 268,817
DAY (6AM-6PM)	14	\$ 15,857
UNKNOWN	46	\$ 192,842
TOTAL BURGLARY	355	\$ 901,431
LARCENY-THEFT		
\$200 AND OVER	892	\$ 1,479,735
\$50 TO \$200	312	\$ 30,059
UNDER \$50	501	\$ 7,420
TOTAL	1705	\$ 1,517,214
6X. NATURE OF LARCENIES UNDER ITEM 6		
POCKET-PICKING	3	\$ 490
PURSE-SNATCHING	2	\$ 78
SHOPLIFTING	261	\$ 62,772
FROM MOTOR VEHICLE	644	\$ 461,279
MOTOR VEHICLE PARTS & ACCESSORIES	87	\$ 41,361
BICYCLES	130	\$ 85,188
FROM BUILDING(EX C&H)	291	\$ 404,383
FROM COIN-OP MACHINES	2	\$ 1
ALL OTHER	285	\$ 461,662
TOTAL LARCENY	1705	\$ 1,517,214
MOTOR VEHICLE THEFT	267	\$ 1,698,074
STOLEN & RECOVERED LOCALLY	199	\$ 86,600
STOLEN LOCALLY & RECOVERED OTHER	14	
TOTAL STOLEN OTHER & RECOVERED LOCAL	213	\$ 86,600
STOLEN IN OTHER JURIS & RECOVERED LOCALLY	5	
TOTAL MOTOR VEHICLE THEFT	267	\$ 1,698,074
GRAND TOTAL	2535	\$ 4,151,366

PROPERTY BY TYPE AND VALUE

Type of Property (1)	Monetary Value of Property Stolen in Your Jurisdiction	
	STOLEN (2)	RECOVERED (3)
CURRENCY, NOTES, ETC.	\$ 193,461	\$ 27,130
JEWELRY & PRECIOUS METALS	\$ 364,809	\$ 11,700
CLOTHING AND FURS	\$ 132,530	\$ 10,705
LOCALLY STOLEN MOTOR VEHICLE	\$ 1,762,437	\$ 1,430,653
OFFICE EQUIPMENT	\$ 143,764	\$ 41,519
TV, RADIOS, CAMERAS, ETC.	\$ 134,526	\$ 5,121
FIREARMS	\$ 97,553	\$ 9,197
HOUSEHOLD GOODS	\$ 60,756	\$ 6,008
CONSUMABLE GOODS	\$ 62,587	\$ 7,650
LIVESTOCK	\$ 180	
MISCELLANEOUS	\$ 1,198,763	\$ 262,291
GRAND TOTAL	\$ 4,151,366	\$ 1,811,974

LAW ENFORCEMENT OFFICERS KILLED OR ASSAULTED

Type of activity	Total assaults by weapon	Type of Weapon				Type of Assignment						Officer assaults cleared	
		Firearm	Knife or other cutting instrument	Other dangerous weapon	Hands, fists, feet, etc.	Two-officer vehicle	One-officer vehicle		Detective or special assign.		Other		
							Alone	Asst	Alone	Ast	Alone		Asst
A	B	C	D	E	F	G	H	I	J	K	L	M	
1. Responding to disturbance calls (family quarrels, person with firearm, etc.)	23	2		3	18	2	4	17					21
2. Burglaries in progress or pursuing burglary suspects	3			3				3					3
3. Robberies in progress or pursuing robbery suspects													
4. Attempting other arrests	18	8			10		1	13		4			17
5. Civil disorder (riot, mass disobedience, etc.)													
6. Handling, transporting, custody of prisoners	1				1			1					1
7. Investigating suspicious persons or circumstances	13	6			7	1	2	10					12
8. Ambush – no warning													
9. Mentally deranged	2			1	1	1		1					2
10. Traffic pursuits and stops	3	1		1	1		2	1					3
11. All other	1				1							1	1
12. TOTAL (1-11)	64	17		8	39	4	9	46		4		1	60
13. Number with person injury	14	2		6	6								
14. Number without personal injury	50	15		2	33								

15. Time of assaults	12 AM	2 AM	4 AM	6 AM	8 AM	10 AM	NOON	2 PM	4 PM	6 PM	8 PM	10 PM	UNK
	10	11	1		8	3	1	3	8	8	11		

AGE, SEX AND RACE OF PERSONS ARRESTED
18 Years of age and over

CLASSIFICATIONS OF OFFENSES	UCR	SEX	AGE													TOT	RACE								
			18	19	20	21	22	23	24	25-29	30-34	35-39	40-44	45-49	50-54		55-59	60-64	65 OV	WHT	BLK	IND	ASN	PAC	
MURDER/NONNEG MANSLAUGHTER	01A	M		1								1								2		2			
		F																							
MANSLAUGHTER BY NEGLIGENCE	01B	M																							
		F																							
RAPE	02	M					2		1	2	2	3	4	2	1					17	5	1	11		
		F																							
ROBBERY	03	M	3	1			2		1	1	1	3				1				13	10	6	1		
		F	1								2					1				4					
AGGRAVATED ASSAULT	04	M	3	2	1	3	5	2	4	15	20	12	6	6	6	4		1		90	54	12	48	4	
		F		1	1		2	1	1	4	3	5	1	3	1	3	1	1		28					
BURGLARY	05	M				1		2		6	3	1	2	1	3				19	17	1	8			
		F			1		2			2	2								7						
LARCENY	06	M	1	4	3	3	7	3	3	14	23	13	12	1	6	6	5		104	88	12	40	3		
		F		1		2	1	1	1	8	9	8		2	5				1	39					
MOTOR VEHICLE THEFT	07	M					1	1	1	7	5	5	3		1				24	24	4	7	1		
		F				1		2		2	7								12						
OTHER ASSAULTS	08	M	2	1	4	9	11	10	10	55	45	38	22	15	6	10	4	4	246	150	22	150	6	5	
		F	2	4	5	6	4	4	3	21	11	7	7	4	3	3	1	2	87						
ARSON	09	M			1								1						2			2			
		F																							
FORGERY	10	M										1				1			2	4		2			
		F								1	2		1						4						
FRAUD	11	M			1				1	1	5	2		3	1				14	14	3	6			
		F				1				4		1		2	1				9						
EMBEZZLEMENT	12	M		1							1								2	1	1	3	1		
		F	1			1				1	1								4						
STOLEN PROPERTY	13	M					2			2	2	2							8	5	3	1	1		
		F						1			1								2						
VANDALISM	14	M	1		1	3			4	19	10	6	2	3	2		1		52	36	9	28	4		
		F	1	1		1	1			8	3	5		1	3		1		25						
WEAPONS	15	M		2	1	2	1			5	4								15	10	3	4	1		
		F		1									1			1			3						
PROSTITUTION	16	M																							
		F																							
PROSTITUTION	16a	M																							
		F																							

AGE, SEX AND RACE OF PERSONS ARRESTED
18 Years of age and over

CLASSIFICATIONS OF OFFENSES	UCR	SEX	AGE														TOT	RACE						
			18	19	20	21	22	23	24	25-29	30-34	35-39	40-44	45-49	50-54	55-59		60-64	65 OV	WHT	BLK	IND	ASN	PAC
ASSISTING OR PROMOTING PROSTITUTION	16b	M																						
		F																						
PURCHASING PROSTITUTION	16c	M																						
		F																						
SEX OFFENSES	17	M				1	1					1	1	3	1	1				9	2	1	6	
		F																						
DRUG/SALE/MAN	180	M										4	1	1						6	7		1	
		F						1		1	1									3				
NARCOTICS	180a	M										2		1						3	3		1	
		F								1	1									2			1	
MARIJUANA	180b	M																						
		F																						
SYNTHETIC NARC	180c	M										2	1							3	4			
		F						1												1				
OTHER/NON-NARC	180d	M																						
		F																						
DRUG/POSSESSION	185	M	8	1	1	1	2	3	1	7	5	2	2	4	2		1			40	38	3	6	
		F	2	1				1	1	2		1		1						9			2	
NARCOTICS	185e	M	1	1		1	1	1		2	5	1		1	1					15	13	1	2	
		F								1		1								2			1	
MARIJUANA	185f	M	7							1							1			9	11		1	
		F	1	1					1											3				
SYNTHETIC NARC	185g	M					2			3			1	1						7	7	1	1	
		F								1				1						2				
OTHER/NON-NARC	185h	M			1		1		1	1		1	1	2	1					9	7	1	3	
		F	1					1												2				
GAMBLING	19	M																						
		F																						
BOOKMAKING	19a	M																						
		F																						
NUMBERS	19b	M																						
		F																						
OTHER GAMBLING	19c	M																						
		F																						
FAMILY/CHILD	20	M				1				1	4		1		2	2				11	7		7	
		F	1	1								1	1							4			1	

AGE, SEX AND RACE OF PERSONS ARRESTED
18 Years of age and over

CLASSIFICATIONS OF OFFENSES	UCR	SEX	AGE																	TOT	RACE				
			18	19	20	21	22	23	24	25-29	30-34	35-39	40-44	45-49	50-54	55-59	60-64	65 OV	WHT		BLK	IND	ASN	PAC	
DRIVING INFLUENCE	21	M	3	6	3	6	7	7	8	44	31	21	13	12	13	15	10	4	203	174	23	68	9		
		F	2	1	1	3	6	1	2	16	7	12	5	5	4	4	1	1	71						
LIQUOR LAWS	22	M	1	8	6	1					1		1	1	4	2		1	26	10	2	30			
		F	4	4	3		1		1		1				1	1			16						
DRUNKENNESS	23	M	1		3					3	1	2			1			11	7		4				
		F																							
DISORDERLY CONDUCT	24	M	1	3		1	1	2		11	8	3		6	5			41	19	4	29	1			
		F					2	1	2	2				2	2		1		12						
VAGRANCY	25	M																							
		F																							
ALL OTHER	26	M	7	12	13	16	16	18	22	106	115	79	48	51	42	34	19	19	617	493	55	268	37	3	
		F		6	6	3	11	5	13	58	42	32	22	14	11	9	5	2	239						
SUSPICION	27	M																							
		F																							
HUMAN TRAFFICKING/COMMERCIAL SEX ACTS	30	M																							
		F																							
HUMAN TRAFFICKING/INVOLUNTARY SERVITUDE	31	M																							
		F																							
TOTAL BY SEX		M	31	42	38	48	58	48	56	299	292	195	121	106	97	74	40	29	1574	1175	167	730	72	8	
		F	14	21	17	18	30	18	24	132	91	72	39	34	30	22	9	7	578						
GRAND TOTAL			45	63	55	66	88	66	80	431	383	267	160	140	127	96	49	36	2152	1175	167	730	72	8	

AGE, SEX AND RACE OF PERSONS ARRESTED
under 18 Years of age

CLASSIFICATIONS OF OFFENSES	UCR	SEX	AGE							TOT	RACE				
			Under 10	10-12	13-14	15	16	17	WHT		BLK	IND	ASN	PAC	
MURDER/NONNEG MANSLAUGHTER	01A	M													
		F													
MANSLAUGHTER BY NEGLIGENCE	01B	M													
		F													
RAPE	02	M													
		F													
ROBBERY	03	M													
		F													
AGGRAVATED ASSAULT	04	M	1	1	6	3	2	2	15	4	5	7	1		
		F			1	1			2						
BURGLARY	05	M			4	1			5	3		3			
		F		1					1						
LARCENY	06	M	1		5	2	1	3	12	12		4	1		
		F	2		1	2			5						
MOTOR VEHICLE THEFT	07	M			1	1	1	1	4	3		1			
		F													
OTHER ASSAULTS	08	M		2	9	6	2	4	23	13	6	16	3		
		F		1	4	3	6	1	15						
ARSON	09	M	1	2					3	2		2			
		F			1				1						
FORGERY	10	M													
		F													
FRAUD	11	M													
		F													
EMBEZZLEMENT	12	M													
		F													
STOLEN PROPERTY	13	M													
		F													
VANDALISM	14	M		3	5	1	1	3	13	5	2	4	2		
		F													
WEAPONS	15	M													
		F													
PROSTITUTION	16	M													
		F													
PROSTITUTION	16a	M													
		F													

AGE, SEX AND RACE OF PERSONS ARRESTED
under 18 Years of age

CLASSIFICATIONS OF OFFENSES	UCR	SEX	AGE						TOT	RACE									
			Under 10	10-12	13-14	15	16	17		WHT	BLK	IND	ASN	PAC					
			ASSISTING OR PROMOTING PROSTITUTION	16b	M														
		F																	
PURCHASING PROSTITUTION	16c	M																	
		F																	
SEX OFFENSES	17	M			1				1	2			1						
		F			1			1	2										
DRUG/SALE/MAN	180	M						1	1	1									
		F																	
NARCOTICS	180a	M																	
		F																	
MARIJUANA	180b	M						1	1	1									
		F																	
SYNTHETIC NARC	180c	M																	
		F																	
OTHER/NON-NARC	180d	M																	
		F																	
DRUG/POSSESSION	185	M		2	4	5	2	4	17	15	2	4							
		F				2	1	1	4										
NARCOTICS	185e	M				1			1	1									
		F																	
MARIJUANA	185f	M		1	3	3		1	8	9	2	1							
		F				2	1	1	4										
SYNTHETIC NARC	185g	M					1	3	4	3		1							
		F																	
OTHER/NON-NARC	185h	M		1	1	1	1		4	2		2							
		F																	
GAMBLING	19	M																	
		F																	
BOOKMAKING	19a	M																	
		F																	
NUMBERS	19b	M																	
		F																	
OTHER GAMBLING	19c	M																	
		F																	
FAMILY/CHILD	20	M																	
		F																	

AGE, SEX AND RACE OF PERSONS ARRESTED
under 18 Years of age

CLASSIFICATIONS OF OFFENSES	UCR	SEX	AGE							TOT	RACE				
			Under 10	10-12	13-14	15	16	17	WHT		BLK	IND	ASN	PAC	
			DRIVING INFLUENCE	21	M							1	1	2	
		F						1	1						
LIQUOR LAWS	22	M				2	2	3	7	9		4		1	
		F			2	1	3	1	7						
DRUNKENNESS	23	M				1		2	3	3		3	1		
		F					4		4						
DISORDERLY CONDUCT	24	M									1				
		F				1			1						
VAGRANCY	25	M													
		F													
ALL OTHER	26	M			3	1	5	5	14	12	1	8			
		F		1		2		4	7						
SUSPICION	27	M													
		F													
CURFEW	28	M													
		F													
RUN-AWAYS	29	M													
		F													
HUMAN TRAFFICKING/COMMERCIAL SEX ACTS	30	M													
		F													
HUMAN TRAFFICKING/INVOLUNTARY SERVITUDE	31	M													
		F													
TOTAL BY SEX		M	3	10	38	23	16	29	119	86	17	57	8	1	
		F	2	3	10	12	14	9	50						
GRAND TOTAL			5	13	48	35	30	38	169	86	17	57	8	1	

MONTHLY RETURN OF ARSON OFFENSES KNOWN TO LAW ENFORCEMENT

1 PROPERTY CLASSIFICATION	2 Offenses Reported or Known to Police (Include Unfounded and attempts)	3 Unfounded, i.e. False or Baseless Complaints	4 Number of Actual Offenses (Column 2 Minus Column 3) (Include Attempts)	5 Total Offenses Cleared by Arrest or Exceptional Means (Include Column 6)	6 Number of Clearances Involving Only Persons Under 18 Years of Age	7 Offenses Where Structures Uninhabited, Abandoned, or not Normally in Use	8 Estimated Value of Property Damage
STRUCTURAL							
A. Single Occupancy Residential: Houses, Townhouses, Duplexes, etc.	2		2				\$90,000
B. Other Residential: Apartments, Tenements, Flats, Hotels, Motels, Inns, Dormitories, Boarding Houses, etc.	1		1				
C. Storage: Barns, Garages, Warehouses, etc.	1		1			1	\$300
D. Industrial/Manufacturing:							
E. Other Commercial: Stores, Restaurants, Offices, etc.	2		2			1	\$2,000,050
F. Community/Public: Churches, Jails, Schools, Colleges, Hospitals, etc.	2		2	1	1		\$2
G. All Other Structure: Out Buildings, Monuments, Buildings Under Constructions, etc.							
TOTAL STRUCTURAL	8		8	1	1	2	\$2,090,352
MOBILE							
H. Motor Vehicles: Automobiles, Trucks, Buses, Motorcycles, etc. UCR Definition	5		5	1			\$26,064
I. Other Mobile Property: Trailers, Recreational Vehicles, Airplanes, Boats, etc.							
TOTAL MOBILE	5		5	1			\$26,064
OTHER							
J. TOTAL OTHER Crops, Timber, Fences, Signs, etc.	3		3	2	1		\$4,450
TOTAL OTHER	3		3	2	1		\$4,450
GRAND TOTAL	16		16	4	2	2	\$2,120,866

RETURN A - MONTHLY RETURN OF OFFENSES KNOWN TO POLICE

(1) Classification of Offense	(2) Offenses Reported	(3) Unfounded Offenses	(4) Actual Offenses	(5) Offenses Cleared	(6) Juveniles Only
CRIMINAL HOMICIDE					
MURDER/NONNEG MANSLAUGHTER	4		4	4	1
MANSLAUGHTER BY NEGLIGENCE					
TOTAL	4		4	4	1
RAPE					
RAPE	72	7	65	17	3
ATTEMPTS TO COMMIT RAPE	7	1	6		
TOTAL	79	8	71	17	3
ROBBERY					
FIREARM	17		17	5	
KNIFE/CUTTING INSTRUMENT	11		11	6	1
OTHER DANGEROUS WEAPON	3		3	1	
STRONG-ARM (HANDS, FISTS)	31		31	11	
TOTAL	62		62	23	1
ASSAULT					
FIREARM	66		66	32	
KNIFE OR CUTTING INSTRUMENT	51	1	50	31	1
OTHER DANGEROUS WEAPON	104	2	102	71	6
HANDS, FIST, FEET, AGGRAVATED	92	2	90	50	
OTHER ASSAULTS - SIMPLE	767	34	733	432	38
TOTAL	1080	39	1041	616	45
BURGLARY					
FORCIBLE ENTRY	148		148	13	
UNLAWFUL ENTRY - NO FORCE	135	1	134	29	1
ATTEMPTED FORCIBLE ENTRY	27		27	3	
TOTAL	310	1	309	45	1
LARCENY-THEFT					
THEFT (EX MOTOR VEHICLE)	1537	39	1498	216	15
TOTAL	1537	39	1498	216	15
MOTOR VEHICLE THEFT					
AUTOS	187	11	176	29	1
TRUCKS AND BUSES	73	3	70	14	
OTHER VEHICLES	28	1	27	1	
TOTAL	288	15	273	44	1
GRAND TOTAL	3360	102	3258	965	67

PROPERTY STOLEN BY CLASSIFICATION

CLASSIFICATION OF OFFENSES	NUMBER ACTUAL OFFENSES	VALUE OF PROPERTY STOLEN
MURDER/NONNEG MANSLAUGHTER	4	
RAPE	71	
ROBBERY		
HIGHWAY (STREET, ALLEYS, ETC.)	31	\$ 10,419
COMMERCIAL HOUSE	5	\$ 635
GAS OR SERVICE STATION	2	\$ 291
CONVENIENCE STORE	3	\$ 10
RESIDENCE	9	\$ 8,230
BANK	4	\$ 3,427
MISCELLANEOUS	8	\$ 4,602
TOTAL ROBBERY	62	\$ 27,614
BURGLARY		
RESIDENCE (DWELLING)		
NIGHT (6PM-6AM)	46	\$ 51,760
DAY (6AM-6PM)	45	\$ 162,575
UNKNOWN	122	\$ 189,135
NON-RESIDENCE (STORE ETC.)		
NIGHT (6PM-6AM)	33	\$ 18,061
DAY (6AM-6PM)	28	\$ 26,743
UNKNOWN	35	\$ 45,750
TOTAL BURGLARY	309	\$ 494,024
LARCENY-THEFT		
\$200 AND OVER	789	\$ 1,134,042
\$50 TO \$200	274	\$ 28,224
UNDER \$50	435	\$ 5,189
TOTAL	1498	\$ 1,167,455
6X. NATURE OF LARCENIES UNDER ITEM 6		
POCKET-PICKING	6	\$ 2,935
PURSE-SNATCHING	3	\$ 895
SHOPLIFTING	256	\$ 61,327
FROM MOTOR VEHICLE	551	\$ 342,297
MOTOR VEHICLE PARTS & ACCESSORIES	83	\$ 45,783
BICYCLES	62	\$ 30,682
FROM BUILDING(EX C&H)	235	\$ 276,520
FROM COIN-OP MACHINES		
ALL OTHER	302	\$ 407,016
TOTAL LARCENY	1498	\$ 1,167,455
MOTOR VEHICLE THEFT	273	\$ 1,974,119
STOLEN & RECOVERED LOCALLY	173	\$ 75,800
STOLEN LOCALLY & RECOVERED OTHER	17	
TOTAL STOLEN OTHER & RECOVERED LOCAL	190	\$ 75,800
STOLEN IN OTHER JURIS & RECOVERED LOCALLY	11	
TOTAL MOTOR VEHICLE THEFT	273	\$ 1,974,119
GRAND TOTAL	2217	\$ 3,663,212

PROPERTY BY TYPE AND VALUE

Type of Property (1)	Monetary Value of Property Stolen in Your Jurisdiction	
	STOLEN (2)	RECOVERED (3)
CURRENCY, NOTES, ETC.	\$ 196,534	\$ 3,884
JEWELRY & PRECIOUS METALS	\$ 150,441	\$ 7,843
CLOTHING AND FURS	\$ 101,984	\$ 13,807
LOCALLY STOLEN MOTOR VEHICLE	\$ 1,954,665	\$ 1,538,806
OFFICE EQUIPMENT	\$ 79,558	\$ 3,191
TV, RADIOS, CAMERAS, ETC.	\$ 91,559	\$ 4,677
FIREARMS	\$ 120,092	\$ 15,463
HOUSEHOLD GOODS	\$ 22,469	\$ 2,902
CONSUMABLE GOODS	\$ 67,577	\$ 3,969
LIVESTOCK	\$ 2,000	
MISCELLANEOUS	\$ 876,333	\$ 177,154
GRAND TOTAL	\$ 3,663,212	\$ 1,771,696

LAW ENFORCEMENT OFFICERS KILLED OR ASSAULTED

Type of activity	Total assaults by weapon	Type of Weapon				Type of Assignment						Officer assaults cleared	
		Firearm	Knife or other cutting instrument	Other dangerous weapon	Hands, fists, feet, etc.	Two-officer vehicle	One-officer vehicle		Detective or special assign.		Other		
							Alone	Asst	Alone	Ast	Alone		Asst
A	B	C	D	E	F	G	H	I	J	K	L	M	
1. Responding to disturbance calls (family quarrels, person with firearm, etc.)	16			6	10		5	8				3	16
2. Burglaries in progress or pursuing burglary suspects	3				3			3					3
3. Robberies in progress or pursuing robbery suspects													
4. Attempting other arrests	13		2	2	9		1	12					13
5. Civil disorder (riot, mass disobedience, etc.)													
6. Handling, transporting, custody of prisoners	6				6			6					6
7. Investigating suspicious persons or circumstances	5			3	2		1	4					5
8. Ambush – no warning	1	1					1						1
9. Mentally deranged	1				1			1					1
10. Traffic pursuits and stops	3			2	1		1	2					3
11. All other	2				2		1	1					2
12. TOTAL (1-11)	50	1	2	13	34		10	37				3	50
13. Number with person injury	4	1			3								
14. Number without personal injury	46		2	13	31								

15. Time of assaults	12 AM	2 AM	4 AM	6 AM	8 AM	10 AM	NOON	2 PM	4 PM	6 PM	8 PM	10 PM	UNK
	11	6	1	2	1	1	1	3	2	12	9	1	

AGE, SEX AND RACE OF PERSONS ARRESTED
18 Years of age and over

CLASSIFICATIONS OF OFFENSES	UCR	SEX	AGE														TOT	RACE						
			18	19	20	21	22	23	24	25-29	30-34	35-39	40-44	45-49	50-54	55-59		60-64	65 OV	WHT	BLK	IND	ASN	PAC
MURDER/NONNEG MANSLAUGHTER	01A	M							1	1						1			3			3		
		F																						
MANSLAUGHTER BY NEGLIGENCE	01B	M																						
		F																						
RAPE	02	M						1		2	2		3						8	4			5	
		F										1							1					
ROBBERY	03	M	1				1	1	1	6	4	1			1				16	6	5	10	2	
		F							1		3	2	1						7					
AGGRAVATED ASSAULT	04	M	3	4		3	5	4	7	23	23	9	10	8	10	3	3	2	117	59	16	63	5	
		F		4			3	1	1	6	3	3	2		1	1		1	26					
BURGLARY	05	M		1	3	2	1	2	4	5	6	2	1	2	1	3			33	20	5	12	3	
		F					1			2	1	2			1				7					
LARCENY	06	M	2	3	2	6	3	5	5	36	18	9	9	6	5	6			115	103	13	51	7	
		F	3	2		3	3	1		15	17	4	3	3	4		1		59					
MOTOR VEHICLE THEFT	07	M		1	2		2	2	1	11	7	3		1	2				32	24	2	10	5	
		F		1						4	2	2							9					
OTHER ASSAULTS	08	M	4	5	2	10	5	5	10	44	39	35	16	15	17	5		3	215	107	20	154	11	1
		F		1	3	4	4	5	5	16	10	8	6	5	4	5	1	1	78					
ARSON	09	M														1			1	1				
		F																						
FORGERY	10	M						1		1						1			3	2			2	
		F										1							1					
FRAUD	11	M					2		1	3	3	1	3	2		1			16	8			10	4
		F	1							1	3		1						6					
EMBEZZLEMENT	12	M					1			1									2	3	2			
		F	1							1							1		3					
STOLEN PROPERTY	13	M				1				3	1								5	2			2	1
		F																						
VANDALISM	14	M	1	2		6	3	4	2	13	14	8	3	2	2	1	1	2	64	37	7	30	8	
		F					3		2	4	5	3	1						18					
WEAPONS	15	M	1	1	3	3	1		1	5	4			1		2	2	1	25	14	3	6	3	
		F									1								1					
PROSTITUTION	16	M							1		3			1					5	3	2	1		
		F												1					1					
PROSTITUTION	16a	M																						
		F																						

AGE, SEX AND RACE OF PERSONS ARRESTED
18 Years of age and over

CLASSIFICATIONS OF OFFENSES	UCR	SEX	AGE													TOT	RACE								
			18	19	20	21	22	23	24	25-29	30-34	35-39	40-44	45-49	50-54		55-59	60-64	65 OV	WHT	BLK	IND	ASN	PAC	
ASSISTING OR PROMOTING PROSTITUTION	16b	M								1		3			1					5	3	2	1		
		F												1						1					
PURCHASING PROSTITUTION	16c	M																							
		F																							
SEX OFFENSES	17	M				1					2	2	2	2	2	1	1	1	1	15	8	1	6		
		F																							
DRUG/SALE/MAN	180	M									3	1				1				5	5		1		
		F														1				1					
NARCOTICS	180a	M									2	1				1				4	3		1		
		F																							
MARIJUANA	180b	M								1										1	2				
		F														1				1					
SYNTHETIC NARC	180c	M																							
		F																							
OTHER/NON-NARC	180d	M																							
		F																							
DRUG/POSSESSION	185	M	1	5		1	2	2	1	13	5	6	3	1	1					41	33	6	14	4	
		F	1	1	1		1				2	4	1	1	2	1	1			16					
NARCOTICS	185e	M		1				1		5	2	1	2							12	14		1	3	
		F								1	2			2	1					6					
MARIJUANA	185f	M	1	4			1			1										7	4	1	5		
		F		1								1		1						3					
SYNTHETIC NARC	185g	M					1		1	5	1	1								9	8	1	2		
		F								1							1			2					
OTHER/NON-NARC	185h	M				1		1		2	2	4	1	1	1					13	7	4	6	1	
		F	1		1		1					1	1							5					
GAMBLING	19	M																							
		F																							
BOOKMAKING	19a	M																							
		F																							
NUMBERS	19b	M																							
		F																							
OTHER GAMBLING	19c	M																							
		F																							
FAMILY/CHILD	20	M							1	3	1	2								7	6	1	7		
		F						2	1		1	2	1							7					

AGE, SEX AND RACE OF PERSONS ARRESTED
18 Years of age and over

CLASSIFICATIONS OF OFFENSES	UCR	SEX	AGE																	TOT	RACE				
			18	19	20	21	22	23	24	25-29	30-34	35-39	40-44	45-49	50-54	55-59	60-64	65 OV	WHT		BLK	IND	ASN	PAC	
DRIVING INFLUENCE	21	M	3	6	3	10	11	11	10	52	33	26	18	9	11	11	7	5	226	209	26	71	7		
		F	1	2	2	2	6	5	4	22	11	6	5	7	5	4	4	1	87						
LIQUOR LAWS	22	M	4	3	1		1			3	1	1			1	4	2	21	10		16	1			
		F	3	2												1			6						
DRUNKENNESS	23	M	1								1				1			3	1		3				
		F								1									1						
DISORDERLY CONDUCT	24	M	1	1		1	1	1		5	6	5		3	1	2		27	11	4	22	1			
		F		1			1			8			1						11						
VAGRANCY	25	M									1							1				1			
		F																							
ALL OTHER	26	M	12	10	12	19	29	18	17	110	97	72	40	51	33	33	14	10	577	406	50	290	41		
		F	7	3	2	6	11	10	5	56	43	16	22	12	9	6	2		210						
SUSPICION	27	M																							
		F																							
HUMAN TRAFFICKING/COMMERCIAL SEX ACTS	30	M																							
		F																							
HUMAN TRAFFICKING/INVOLUNTARY SERVITUDE	31	M																							
		F																							
TOTAL BY SEX		M	34	42	28	63	68	57	63	345	272	182	108	104	88	75	30	24	1583	1082	163	789	104	1	
		F	17	17	8	15	35	23	18	139	105	50	44	29	26	18	9	3	556						
GRAND TOTAL			51	59	36	78	103	80	81	484	377	232	152	133	114	93	39	27	2139	1082	163	789	104	1	

AGE, SEX AND RACE OF PERSONS ARRESTED
under 18 Years of age

CLASSIFICATIONS OF OFFENSES	UCR	SEX	AGE						TOT	RACE				
			Under 10	10-12	13-14	15	16	17		WHT	BLK	IND	ASN	PAC
			MURDER/NONNEG MANSLAUGHTER	01A	M			1					1	1
		F												
MANSLAUGHTER BY NEGLIGENCE	01B	M												
		F												
RAPE	02	M		1		1			2	1		1		
		F												
ROBBERY	03	M						1	1	1	1			
		F					1		1					
AGGRAVATED ASSAULT	04	M			2	1	2		5	1	2	2	1	
		F						1	1					
BURGLARY	05	M			1		2		3	2		1		
		F												
LARCENY	06	M	1	1	1	2	4		9	11		5		
		F		1	2	1	3		7					
MOTOR VEHICLE THEFT	07	M					1	1	2		1	1		
		F												
OTHER ASSAULTS	08	M		2	1	2	5	3	13	9	4	4	2	
		F			2	1	2	1	6					
ARSON	09	M			2				2			2		
		F												
FORGERY	10	M												
		F												
FRAUD	11	M					1		1	1				
		F												
EMBEZZLEMENT	12	M						1	1		1			
		F												
STOLEN PROPERTY	13	M				1			1		1			
		F												
VANDALISM	14	M				3	1		4	2	2	1		
		F			1				1					
WEAPONS	15	M									1			
		F						1	1					
PROSTITUTION	16	M												
		F												
PROSTITUTION	16a	M												
		F												

AGE, SEX AND RACE OF PERSONS ARRESTED
under 18 Years of age

CLASSIFICATIONS OF OFFENSES	UCR	SEX	AGE						TOT	RACE									
			Under 10	10-12	13-14	15	16	17		WHT	BLK	IND	ASN	PAC					
			ASSISTING OR PROMOTING PROSTITUTION	16b	M														
		F																	
PURCHASING PROSTITUTION	16c	M																	
		F																	
SEX OFFENSES	17	M			3	1			4	2		2							
		F																	
DRUG/SALE/MAN	180	M								1									
		F						1	1										
NARCOTICS	180a	M																	
		F																	
MARIJUANA	180b	M																	
		F																	
SYNTHETIC NARC	180c	M								1									
		F						1	1										
OTHER/NON-NARC	180d	M																	
		F																	
DRUG/POSSESSION	185	M		2	3	3	1	1	10	11	2	7	1						
		F			7	2	2		11										
NARCOTICS	185e	M																	
		F																	
MARIJUANA	185f	M		2	3	1	1		7	7	1	6	1						
		F			7		1		8										
SYNTHETIC NARC	185g	M						1	1		1								
		F																	
OTHER/NON-NARC	185h	M				2			2	4		1							
		F				2	1		3										
GAMBLING	19	M																	
		F																	
BOOKMAKING	19a	M																	
		F																	
NUMBERS	19b	M																	
		F																	
OTHER GAMBLING	19c	M																	
		F																	
FAMILY/CHILD	20	M																	
		F																	

AGE, SEX AND RACE OF PERSONS ARRESTED
under 18 Years of age

CLASSIFICATIONS OF OFFENSES	UCR	SEX	AGE							TOT	RACE				
			Under 10	10-12	13-14	15	16	17	WHT		BLK	IND	ASN	PAC	
			DRIVING INFLUENCE	21	M						1	1	2	1	
		F													
LIQUOR LAWS	22	M					1	1	2	4		3	1		
		F				1	4	1	6						
DRUNKENNESS	23	M													
		F													
DISORDERLY CONDUCT	24	M					1		1	1					
		F													
VAGRANCY	25	M													
		F													
ALL OTHER	26	M				3	2	5	10	8	1	2			
		F			1				1						
SUSPICION	27	M													
		F													
CURFEW	28	M													
		F													
RUN-AWAYS	29	M													
		F													
HUMAN TRAFFICKING/COMMERCIAL SEX ACTS	30	M													
		F													
HUMAN TRAFFICKING/INVOLUNTARY SERVITUDE	31	M													
		F													
TOTAL BY SEX		M	1	6	14	17	22	14	74	57	16	31	6		
		F		1	13	5	12	5	36						
GRAND TOTAL			1	7	27	22	34	19	110	57	16	31	6		

MONTHLY RETURN OF ARSON OFFENSES KNOWN TO LAW ENFORCEMENT

1 PROPERTY CLASSIFICATION	2 Offenses Reported or Known to Police (Include Unfounded and attempts)	3 Unfounded, i.e. False or Baseless Complaints	4 Number of Actual Offenses (Column 2 Minus Column 3) (Include Attempts)	5 Total Offenses Cleared by Arrest or Exceptional Means (Include Column 6)	6 Number of Clearances Involving Only Persons Under 18 Years of Age	7 Offenses Where Structures Uninhabited, Abandoned, or not Normally in Use	8 Estimated Value of Property Damage
STRUCTURAL							
A. Single Occupancy Residential: Houses, Townhouses, Duplexes, etc.	1		1				
B. Other Residential: Apartments, Tenements, Flats, Hotels, Motels, Inns, Dormitories, Boarding Houses, etc.							
C. Storage: Barns, Garages, Warehouses, etc.							
D. Industrial/Manufacturing:							
E. Other Commercial: Stores, Restaurants, Offices, etc.	2		2				\$175,000
F. Community/Public: Churches, Jails, Schools, Colleges, Hospitals, etc.	2		2	1			\$1,050
G. All Other Structure: Out Buildings, Monuments, Buildings Under Constructions, etc.	1		1	1			\$50,199
TOTAL STRUCTURAL	6		6	2			\$226,249
MOBILE							
H. Motor Vehicles: Automobiles, Trucks, Buses, Motorcycles, etc. UCR Definition	4		4				\$17,000
I. Other Mobile Property: Trailers, Recreational Vehicles, Airplanes, Boats, etc.	3		3	2	2		\$2,000
TOTAL MOBILE	7		7	2	2		\$19,000
OTHER							
J. TOTAL OTHER Crops, Timber, Fences, Signs, etc.	3		3				\$125,501
TOTAL OTHER	3		3				\$125,501
GRAND TOTAL	16		16	4	2		\$370,750

HUMAN TRAFFICKING OFFENSES

(1) Human Trafficking Classification	(2) Offenses Reported	(3) Unfounded Offenses	(4) Actual Offenses	(5) Offenses Cleared	(6) Juveniles Only
Commercial Sex Acts	5		5	5	
Involuntary Servitude					
GRAND TOTAL	5		5	5	

RETURN A - MONTHLY RETURN OF OFFENSES KNOWN TO POLICE

(1) Classification of Offense	(2) Offenses Reported	(3) Unfounded Offenses	(4) Actual Offenses	(5) Offenses Cleared	(6) Juveniles Only
CRIMINAL HOMICIDE					
MURDER/NONNEG MANSLAUGHTER	6	1	5	2	
MANSLAUGHTER BY NEGLIGENCE					
TOTAL	6	1	5	2	
RAPE					
RAPE	49	7	42	6	
ATTEMPTS TO COMMIT RAPE	8		8	3	1
TOTAL	57	7	50	9	1
ROBBERY					
FIREARM	29		29	4	
KNIFE/CUTTING INSTRUMENT	10	2	8	2	
OTHER DANGEROUS WEAPON	6		6	3	2
STRONG-ARM (HANDS, FISTS)	38		38	16	
TOTAL	83	2	81	25	2
ASSAULT					
FIREARM	78	1	77	47	1
KNIFE OR CUTTING INSTRUMENT	60	6	54	45	1
OTHER DANGEROUS WEAPON	106	4	102	77	5
HANDS, FIST, FEET, AGGRAVATED	102	1	101	64	2
OTHER ASSAULTS - SIMPLE	754	21	733	433	24
TOTAL	1100	33	1067	666	33
BURGLARY					
FORCIBLE ENTRY	202	2	200	19	1
UNLAWFUL ENTRY - NO FORCE	114	3	111	23	2
ATTEMPTED FORCIBLE ENTRY	37	1	36	3	
TOTAL	353	6	347	45	3
LARCENY-THEFT					
THEFT (EX MOTOR VEHICLE)	1501	26	1475	247	20
TOTAL	1501	26	1475	247	20
MOTOR VEHICLE THEFT					
AUTOS	204	14	190	36	4
TRUCKS AND BUSES	84	3	81	18	
OTHER VEHICLES	19	2	17	1	
TOTAL	307	19	288	55	4
GRAND TOTAL	3407	94	3313	1049	63

PROPERTY STOLEN BY CLASSIFICATION

CLASSIFICATION OF OFFENSES	NUMBER ACTUAL OFFENSES	VALUE OF PROPERTY STOLEN
MURDER/NONNEG MANSLAUGHTER	5	
RAPE	50	
ROBBERY		
HIGHWAY (STREET, ALLEYS, ETC.)	31	\$ 39,595
COMMERCIAL HOUSE	11	\$ 4,461
GAS OR SERVICE STATION	9	\$ 640
CONVENIENCE STORE	4	\$ 5
RESIDENCE	5	\$ 1,202
BANK	1	
MISCELLANEOUS	20	\$ 9,210
TOTAL ROBBERY	81	\$ 55,113
BURGLARY		
RESIDENCE (DWELLING)		
NIGHT (6PM-6AM)	43	\$ 68,127
DAY (6AM-6PM)	53	\$ 79,620
UNKNOWN	106	\$ 302,621
NON-RESIDENCE (STORE ETC.)		
NIGHT (6PM-6AM)	62	\$ 112,305
DAY (6AM-6PM)	25	\$ 11,922
UNKNOWN	58	\$ 140,044
TOTAL BURGLARY	347	\$ 714,639
LARCENY-THEFT		
\$200 AND OVER	740	\$ 1,194,869
\$50 TO \$200	276	\$ 29,039
UNDER \$50	459	\$ 7,051
TOTAL	1475	\$ 1,230,959
6X. NATURE OF LARCENIES UNDER ITEM 6		
POCKET-PICKING	2	\$ 65
PURSE-SNATCHING	1	\$ 5
SHOPLIFTING	321	\$ 78,430
FROM MOTOR VEHICLE	481	\$ 480,105
MOTOR VEHICLE PARTS & ACCESSORIES	98	\$ 71,420
BICYCLES	33	\$ 20,887
FROM BUILDING(EX C&H)	253	\$ 273,653
FROM COIN-OP MACHINES		
ALL OTHER	286	\$ 306,394
TOTAL LARCENY	1475	\$ 1,230,959
MOTOR VEHICLE THEFT	288	\$ 2,135,070
STOLEN & RECOVERED LOCALLY	213	\$ 144,273
STOLEN LOCALLY & RECOVERED OTHER	16	
TOTAL STOLEN OTHER & RECOVERED LOCAL	229	\$ 144,273
STOLEN IN OTHER JURIS & RECOVERED LOCALLY	5	
TOTAL MOTOR VEHICLE THEFT	288	\$ 2,135,070
GRAND TOTAL	2246	\$ 4,135,781

PROPERTY BY TYPE AND VALUE

Type of Property (1)	Monetary Value of Property Stolen in Your Jurisdiction	
	STOLEN (2)	RECOVERED (3)
CURRENCY, NOTES, ETC.	\$ 97,846	\$ 21,501
JEWELRY & PRECIOUS METALS	\$ 246,265	\$ 28,023
CLOTHING AND FURS	\$ 141,730	\$ 13,077
LOCALLY STOLEN MOTOR VEHICLE	\$ 2,228,721	\$ 2,077,176
OFFICE EQUIPMENT	\$ 107,115	\$ 10,185
TV, RADIOS, CAMERAS, ETC.	\$ 83,149	\$ 14,957
FIREARMS	\$ 87,084	\$ 16,911
HOUSEHOLD GOODS	\$ 25,750	\$ 2,093
CONSUMABLE GOODS	\$ 68,862	\$ 1,821
LIVESTOCK		
MISCELLANEOUS	\$ 1,049,259	\$ 145,374
GRAND TOTAL	\$ 4,135,781	\$ 2,331,118

LAW ENFORCEMENT OFFICERS KILLED OR ASSAULTED

Type of activity	Total assaults by weapon	Type of Weapon				Type of Assignment							Officer assaults cleared
		Firearm	Knife or other cutting instrument	Other dangerous weapon	Hands, fists, feet, etc.	Two-officer vehicle	One-officer vehicle		Detective or special assign.		Other		
							Alone	Asst	Alone	Ast	Alone	Asst	
A	B	C	D	E	F	G	H	I	J	K	L	M	
1. Responding to disturbance calls (family quarrels, person with firearm, etc.)	14	1		2	11	2	5	7					14
2. Burglaries in progress or pursuing burglary suspects													
3. Robberies in progress or pursuing robbery suspects													
4. Attempting other arrests	10			3	7		3	6				1	10
5. Civil disorder (riot, mass disobedience, etc.)	2				2							2	
6. Handling, transporting, custody of prisoners	10			1	9	2		7				1	10
7. Investigating suspicious persons or circumstances	3			2	1			3					3
8. Ambush – no warning													
9. Mentally deranged	2				2		1	1					2
10. Traffic pursuits and stops	6			4	2			6					6
11. All other	3	1			2		2	1					3
12. TOTAL (1-11)	50	2		12	36	4	11	31				4	48
13. Number with person injury	7	1		2	4								
14. Number without personal injury	43	1		10	32								

15. Time of assaults	12 AM	2 AM	4 AM	6 AM	8 AM	10 AM	NOON	2 PM	4 PM	6 PM	8 PM	10 PM	UNK
	6	5	2		2	6		1	1	6	12	9	

AGE, SEX AND RACE OF PERSONS ARRESTED
18 Years of age and over

CLASSIFICATIONS OF OFFENSES	UCR	SEX	AGE													TOT	RACE									
			18	19	20	21	22	23	24	25-29	30-34	35-39	40-44	45-49	50-54		55-59	60-64	65 OV	WHT	BLK	IND	ASN	PAC		
MURDER/NONNEG MANSLAUGHTER	01A	M				1						1								2			1	1		
		F																								
MANSLAUGHTER BY NEGLIGENCE	01B	M																								
		F																								
RAPE	02	M	1										3			1	1			6	2	1	3			
		F																								
ROBBERY	03	M	3	1			1				6	7		1	1	1				21	10	8	7	1		
		F	1								1	1	1		1					5						
AGGRAVATED ASSAULT	04	M	3	1	1	2	3	6	6	23	20	13	13	10	6	6		2		115	62	18	63	8	1	
		F						3	5	9	6	7		2	1	2	2			37						
BURGLARY	05	M		1	1		1	2	2	3	7	11	2	1		1				32	20	2	16	1		
		F		1			1				1		1			2				7						
LARCENY	06	M	2	3	3	5	4	1	5	35	20	19	7	8	8	9	1			130	140	11	52	4		
		F	1	3	1	1	1	7	3	17	13	12	7	3	6	2				77						
MOTOR VEHICLE THEFT	07	M	1	1	1	1	4	3		8	7	3		1		1				31	21	3	15	2		
		F		1				1	1	4	1	2								10						
OTHER ASSAULTS	08	M	4	3	8	3	3	6	9	37	38	24	23	15	15	9	2	1		200	113	28	151	8	1	
		F	3	1	4	3	4	7	6	14	26	11	9	4	2	4	2	1		101						
ARSON	09	M																					1	2		
		F									1		1		1					3						
FORGERY	10	M								2										2	7		1			
		F										6								6						
FRAUD	11	M		1	1	1		1	2	3	3	2		1	2	1				18	12		8	5		
		F		1		1					1	2			1			1			7					
EMBEZZLEMENT	12	M		1						1										2	2	1	1	1		
		F			1	1										1				3						
STOLEN PROPERTY	13	M						1			1									2			1	1		
		F																								
VANDALISM	14	M		2		1	1	4	3	15	9	9	6	2		1				53	29	3	29	4		
		F					2				3	4	2			1				12						
WEAPONS	15	M	2	3		3	3	3	1	3	5	1	2		1	1				28	16	5	7	2		
		F			1							1								2						
PROSTITUTION AND COMMERCIALIZED VICE	16	M																			1					
		F										1								1						
PROSTITUTION	16a	M																			1					
		F										1								1						

AGE, SEX AND RACE OF PERSONS ARRESTED
18 Years of age and over

CLASSIFICATIONS OF OFFENSES	UCR	SEX	AGE														TOT	RACE						
			18	19	20	21	22	23	24	25-29	30-34	35-39	40-44	45-49	50-54	55-59		60-64	65 OV	WHT	BLK	IND	ASN	PAC
ASSISTING OR PROMOTING PROSTITUTION	16b	M																						
		F																						
PURCHASING PROSTITUTION	16c	M																						
		F																						
SEX OFFENSES	17	M				1				4	3	2	1		1	1				13	3	1	9	
		F																						
DRUG/SALE/MAN	180	M				1		1			2				1			1	6	4	2	1		
		F												1					1					
NARCOTICS	180a	M						1			1				1			1	4	2	2	1		
		F												1					1					
MARIJUANA	180b	M				1													1	1				
		F																						
SYNTHETIC NARC	180c	M											1						1	1				
		F																						
OTHER/NON-NARC	180d	M																						
		F																						
DRUG/POSSESSION	185	M	2	3	1	1	2			6	6	2		3	1				27	23	2	11	2	
		F			1	2			1	3		3					1			11				
NARCOTICS	185e	M				1	1			4	2			2	1				11	11	1	2		
		F							1			1					1			3				
MARIJUANA	185f	M	2	2	1														5	4		3		
		F			1								1							2				
SYNTHETIC NARC	185g	M					1			1	1	1							4	6		2		
		F				1				2		1								4				
OTHER/NON-NARC	185h	M		1						1	3	1		1					7	2	1	4	2	
		F				1				1										2				
GAMBLING	19	M																						
		F																						
BOOKMAKING	19a	M																						
		F																						
NUMBERS	19b	M																						
		F																						
OTHER GAMBLING	19c	M																						
		F																						
FAMILY/CHILD	20	M								2		1		1	2				6	6	1	6	2	
		F								2	1	2	3	1					9					

AGE, SEX AND RACE OF PERSONS ARRESTED
18 Years of age and over

CLASSIFICATIONS OF OFFENSES	UCR	SEX	AGE																	TOT	RACE				
			18	19	20	21	22	23	24	25-29	30-34	35-39	40-44	45-49	50-54	55-59	60-64	65 OV	WHT		BLK	IND	ASN	PAC	
DRIVING INFLUENCE	21	M	3	1	2	7	8	9	3	32	18	11	10	12	5	1	2	3	127	123	14	51	5		
		F	1		1	3	1	1	5	17	8	6	8	8	3	1	1	2	66						
LIQUOR LAWS	22	M	3	6		1				1			1					12	5	1	12	1			
		F	1	2		1		1		1					1			7							
DRUNKENNESS	23	M								1			1		1			3	1		3				
		F									1							1							
DISORDERLY CONDUCT	24	M		3			1	2		9	5	4	5	1	7	4		41	23	3	36				
		F		1	1				2	4	4	5	3	1				21							
VAGRANCY	25	M																							
		F																							
ALL OTHER	26	M	7	9	14	12	14	11	18	100	99	61	36	27	39	24	17	7	495	348	53	245	32	2	
		F	3	4	2	9	17	6	4	38	32	21	9	15	10	13	2		185						
SUSPICION	27	M																							
		F																							
HUMAN TRAFFICKING/COMMERCIAL SEX ACTS	30	M																							
		F																							
HUMAN TRAFFICKING/INVOLUNTARY SERVITUDE	31	M																							
		F																							
TOTAL BY SEX		M	31	39	32	40	45	50	49	292	250	166	107	84	90	61	22	14	1372	971	160	731	78	4	
		F	10	14	12	21	26	26	27	116	106	75	39	39	24	26	8	3	572						
GRAND TOTAL			41	53	44	61	71	76	76	408	356	241	146	123	114	87	30	17	1944	971	160	731	78	4	

AGE, SEX AND RACE OF PERSONS ARRESTED
under 18 Years of age

CLASSIFICATIONS OF OFFENSES	UCR	SEX	AGE						TOT	RACE				
			Under 10	10-12	13-14	15	16	17		WHT	BLK	IND	ASN	PAC
MURDER/NONNEG MANSLAUGHTER	01A	M												
		F												
MANSLAUGHTER BY NEGLIGENCE	01B	M												
		F												
RAPE	02	M			1		1		2		1	1		
		F												
ROBBERY	03	M			1	1	1	1	4		1		3	
		F												
AGGRAVATED ASSAULT	04	M		3	3	1	2	1	10	5	3	4	1	
		F			1	1	1		3					
BURGLARY	05	M			2	3		5	10	5	1	4		
		F												
LARCENY	06	M		1	5	4	1	1	12	11	1	8		
		F			1	1	3	3	8					
MOTOR VEHICLE THEFT	07	M						1	1	1		1		
		F			1				1					
OTHER ASSAULTS	08	M		4	5	2	5	2	18	5	5	9	1	
		F			2				2					
ARSON	09	M												
		F												
FORGERY	10	M												
		F												
FRAUD	11	M						1	1			1		
		F												
EMBEZZLEMENT	12	M						1	1	1			2	
		F					1	1	2					
STOLEN PROPERTY	13	M												
		F												
VANDALISM	14	M			4	2	1		7	4		4		
		F			1				1					
WEAPONS	15	M												
		F												
PROSTITUTION	16	M												
		F												
PROSTITUTION	16a	M												
		F												

AGE, SEX AND RACE OF PERSONS ARRESTED
under 18 Years of age

CLASSIFICATIONS OF OFFENSES	UCR	SEX	AGE						TOT	RACE				
			Under 10	10-12	13-14	15	16	17		WHT	BLK	IND	ASN	PAC
			ASSISTING OR PROMOTING PROSTITUTION	16b	M									
		F												
PURCHASING PROSTITUTION	16c	M												
		F												
SEX OFFENSES	17	M				1			1				1	
		F												
DRUG/SALE/MAN	180	M												
		F												
NARCOTICS	180a	M												
		F												
MARIJUANA	180b	M												
		F												
SYNTHETIC NARC	180c	M												
		F												
OTHER/NON-NARC	180d	M												
		F												
DRUG/POSSESSION	185	M		1	2	4	6	5	18	13	5	6	5	
		F		2	1	4	2	2	11					
NARCOTICS	185e	M												
		F												
MARIJUANA	185f	M		1	2	4	4	5	16	11	5	5	4	
		F		2	1	3	1	2	9					
SYNTHETIC NARC	185g	M												
		F												
OTHER/NON-NARC	185h	M					2		2	2		1	1	
		F				1	1		2					
GAMBLING	19	M												
		F												
BOOKMAKING	19a	M												
		F												
NUMBERS	19b	M												
		F												
OTHER GAMBLING	19c	M												
		F												
FAMILY/CHILD	20	M												
		F												

AGE, SEX AND RACE OF PERSONS ARRESTED
under 18 Years of age

CLASSIFICATIONS OF OFFENSES	UCR	SEX	AGE							TOT	RACE				
			Under 10	10-12	13-14	15	16	17	WHT		BLK	IND	ASN	PAC	
			DRIVING INFLUENCE	21	M						1	1	2	2	
		F													
LIQUOR LAWS	22	M					3		3	1		4			
		F					2		2						
DRUNKENNESS	23	M													
		F													
DISORDERLY CONDUCT	24	M													
		F													
VAGRANCY	25	M													
		F													
ALL OTHER	26	M		3	2	4	2	3	14	10	3	6	1		
		F			1	1	1	3	6						
SUSPICION	27	M													
		F													
CURFEW	28	M													
		F													
RUN-AWAYS	29	M													
		F													
HUMAN TRAFFICKING/COMMERCIAL SEX ACTS	30	M													
		F													
HUMAN TRAFFICKING/INVOLUNTARY SERVITUDE	31	M													
		F													
TOTAL BY SEX		M		12	25	22	23	22	104	58	20	48	14		
		F		2	8	7	10	9	36						
GRAND TOTAL				14	33	29	33	31	140	58	20	48	14		

MONTHLY RETURN OF ARSON OFFENSES KNOWN TO LAW ENFORCEMENT

1 PROPERTY CLASSIFICATION	2 Offenses Reported or Known to Police (Include Unfounded and attempts)	3 Unfounded, i.e. False or Baseless Complaints	4 Number of Actual Offenses (Column 2 Minus Column 3) (Include Attempts)	5 Total Offenses Cleared by Arrest or Exceptional Means (Include Column 6)	6 Number of Clearances Involving Only Persons Under 18 Years of Age	7 Offenses Where Structures Uninhabited, Abandoned, or not Normally in Use	8 Estimated Value of Property Damage
STRUCTURAL							
A. Single Occupancy Residential: Houses, Townhouses, Duplexes, etc.	2		2	2	1		
B. Other Residential: Apartments, Tenements, Flats, Hotels, Motels, Inns, Dormitories, Boarding Houses, etc.	1		1	1			\$100
C. Storage: Barns, Garages, Warehouses, etc.	2		2				\$80,000
D. Industrial/Manufacturing:							
E. Other Commercial: Stores, Restaurants, Offices, etc.							
F. Community/Public: Churches, Jails, Schools, Colleges, Hospitals, etc.							
G. All Other Structure: Out Buildings, Monuments, Buildings Under Constructions, etc.							
TOTAL STRUCTURAL	5		5	3	1		\$80,100
MOBILE							
H. Motor Vehicles: Automobiles, Trucks, Buses, Motorcycles, etc. UCR Definition	3		3	1			\$4,400
I. Other Mobile Property: Trailers, Recreational Vehicles, Airplanes, Boats, etc.							
TOTAL MOBILE	3		3	1			\$4,400
OTHER							
J. TOTAL OTHER Crops, Timber, Fences, Signs, etc.							
TOTAL OTHER							
GRAND TOTAL	8		8	4	1		\$84,500

RETURN A - MONTHLY RETURN OF OFFENSES KNOWN TO POLICE

(1) Classification of Offense	(2) Offenses Reported	(3) Unfounded Offenses	(4) Actual Offenses	(5) Offenses Cleared	(6) Juveniles Only
CRIMINAL HOMICIDE					
MURDER/NONNEG MANSLAUGHTER	7		7	7	
MANSLAUGHTER BY NEGLIGENCE	1		1	1	
TOTAL	8		8	8	
RAPE					
RAPE	84	5	79	14	7
ATTEMPTS TO COMMIT RAPE	7		7		
TOTAL	91	5	86	14	7
ROBBERY					
FIREARM	23		23	3	1
KNIFE/CUTTING INSTRUMENT	3		3	3	
OTHER DANGEROUS WEAPON	7		7	2	
STRONG-ARM (HANDS, FISTS)	33	3	30	17	2
TOTAL	66	3	63	25	3
ASSAULT					
FIREARM	75	2	73	38	1
KNIFE OR CUTTING INSTRUMENT	76		76	40	2
OTHER DANGEROUS WEAPON	93	2	91	64	5
HANDS, FIST, FEET, AGGRAVATED	92	1	91	67	4
OTHER ASSAULTS - SIMPLE	822	36	786	476	39
TOTAL	1158	41	1117	685	51
BURGLARY					
FORCIBLE ENTRY	168	1	167	28	5
UNLAWFUL ENTRY - NO FORCE	107	2	105	14	
ATTEMPTED FORCIBLE ENTRY	11		11	2	1
TOTAL	286	3	283	44	6
LARCENY-THEFT					
THEFT (EX MOTOR VEHICLE)	1257	21	1236	217	10
TOTAL	1257	21	1236	217	10
MOTOR VEHICLE THEFT					
AUTOS	210	16	194	42	4
TRUCKS AND BUSES	76	3	73	13	
OTHER VEHICLES	25		25	4	
TOTAL	311	19	292	59	4
GRAND TOTAL	3177	92	3085	1052	81

PROPERTY STOLEN BY CLASSIFICATION

CLASSIFICATION OF OFFENSES	NUMBER ACTUAL OFFENSES	VALUE OF PROPERTY STOLEN
MURDER/NONNEG MANSLAUGHTER	7	
RAPE	86	
ROBBERY		
HIGHWAY (STREET, ALLEYS, ETC.)	14	\$ 102,095
COMMERCIAL HOUSE	12	\$ 1,895
GAS OR SERVICE STATION	6	\$ 5,573
CONVENIENCE STORE	1	\$ 73
RESIDENCE	14	\$ 10,794
BANK	2	\$ 2,304
MISCELLANEOUS	14	\$ 7,544
TOTAL ROBBERY	63	\$ 130,278
BURGLARY		
RESIDENCE (DWELLING)		
NIGHT (6PM-6AM)	39	\$ 47,635
DAY (6AM-6PM)	42	\$ 268,076
UNKNOWN	94	\$ 374,377
NON-RESIDENCE (STORE ETC.)		
NIGHT (6PM-6AM)	55	\$ 44,524
DAY (6AM-6PM)	16	\$ 19,014
UNKNOWN	37	\$ 113,121
TOTAL BURGLARY	283	\$ 866,747
LARCENY-THEFT		
\$200 AND OVER	586	\$ 693,690
\$50 TO \$200	242	\$ 55,723
UNDER \$50	408	\$ 7,004
TOTAL	1236	\$ 756,417
6X. NATURE OF LARCENIES UNDER ITEM 6		
POCKET-PICKING	2	\$ 200
PURSE-SNATCHING	3	\$ 782
SHOPLIFTING	258	\$ 92,585
FROM MOTOR VEHICLE	337	\$ 159,233
MOTOR VEHICLE PARTS & ACCESSORIES	81	\$ 25,610
BICYCLES	19	\$ 9,581
FROM BUILDING(EX C&H)	262	\$ 228,292
FROM COIN-OP MACHINES	1	\$ 30
ALL OTHER	273	\$ 240,104
TOTAL LARCENY	1236	\$ 756,417
MOTOR VEHICLE THEFT	292	\$ 2,325,455
STOLEN & RECOVERED LOCALLY	224	\$ 176,623
STOLEN LOCALLY & RECOVERED OTHER	14	
TOTAL STOLEN OTHER & RECOVERED LOCAL	238	\$ 176,623
STOLEN IN OTHER JURIS & RECOVERED LOCALLY	4	
TOTAL MOTOR VEHICLE THEFT	292	\$ 2,325,455
GRAND TOTAL	1967	\$ 4,078,897

PROPERTY BY TYPE AND VALUE

Type of Property (1)	Monetary Value of Property Stolen in Your Jurisdiction	
	STOLEN (2)	RECOVERED (3)
CURRENCY, NOTES, ETC.	\$ 145,351	\$ 4,884
JEWELRY & PRECIOUS METALS	\$ 374,442	\$ 6,451
CLOTHING AND FURS	\$ 86,674	\$ 7,864
LOCALLY STOLEN MOTOR VEHICLE	\$ 2,354,439	\$ 2,040,739
OFFICE EQUIPMENT	\$ 79,544	\$ 2,723
TV, RADIOS, CAMERAS, ETC.	\$ 100,359	\$ 2,486
FIREARMS	\$ 70,052	\$ 9,246
HOUSEHOLD GOODS	\$ 26,980	\$ 682
CONSUMABLE GOODS	\$ 90,631	\$ 4,994
LIVESTOCK	\$ 1	
MISCELLANEOUS	\$ 750,424	\$ 96,332
GRAND TOTAL	\$ 4,078,897	\$ 2,176,401

LAW ENFORCEMENT OFFICERS KILLED OR ASSAULTED

Type of activity	Total assaults by weapon	Type of Weapon				Type of Assignment							Officer assaults cleared
		Firearm	Knife or other cutting instrument	Other dangerous weapon	Hands, fists, feet, etc.	Two-officer vehicle	One-officer vehicle		Detective or special assign.		Other		
							Alone	Asst	Alone	Ast	Alone	Asst	
A	B	C	D	E	F	G	H	I	J	K	L	M	
1. Responding to disturbance calls (family quarrels, person with firearm, etc.)	20		3	1	16		5	14				1	18
2. Burglaries in progress or pursuing burglary suspects													
3. Robberies in progress or pursuing robbery suspects	4				4			4					4
4. Attempting other arrests	16			7	9	1	1	14					16
5. Civil disorder (riot, mass disobedience, etc.)													
6. Handling, transporting, custody of prisoners	2				2	1		1					2
7. Investigating suspicious persons or circumstances	1				1			1					1
8. Ambush – no warning													
9. Mentally deranged	2				2	1		1					2
10. Traffic pursuits and stops	8	2		3	3		2	6					8
11. All other	2				2			2					2
12. TOTAL (1-11)	55	2	3	11	39	3	8	43				1	53
13. Number with person injury	5				5								
14. Number without personal injury	50	2	3	11	34								

15. Time of assaults	12 AM	2 AM	4 AM	6 AM	8 AM	10 AM	NOON	2 PM	4 PM	6 PM	8 PM	10 PM	UNK
	20	4	4	2	4	1	3		9	1	1	6	

AGE, SEX AND RACE OF PERSONS ARRESTED
18 Years of age and over

CLASSIFICATIONS OF OFFENSES	UCR	SEX	AGE													TOT	RACE								
			18	19	20	21	22	23	24	25-29	30-34	35-39	40-44	45-49	50-54		55-59	60-64	65 OV	WHT	BLK	IND	ASN	PAC	
MURDER/NONNEG MANSLAUGHTER	01A	M		2	1		1						1		1		1			7	4	3		1	
		F												1						1					
MANSLAUGHTER BY NEGLIGENCE	01B	M		1															1	1					
		F																							
RAPE	02	M			1	1				1	1	1							1	6	3	1	2		
		F																							
ROBBERY	03	M							1	4	5	2	1		1					14	11	1	7		
		F		1					1	1	2										5				
AGGRAVATED ASSAULT	04	M	3	6	5	7	6	6	2	17	24	8	10	11	5	3	2			115	45	12	77	5	
		F			1		1	1		5	3	5	2	2	2	2					24				
BURGLARY	05	M		1	2		1	3	1	4	4	2	1	1	2					22	11	1	13	2	
		F					2			2		1									5				
LARCENY	06	M	2	3	7	4	5	7	5	24	11	12	9	9	7	3	2			110	120	9	53	3	
		F	1	5	2	1	5	7	3	14	9	11	3	9	2	1	1	1			75				
MOTOR VEHICLE THEFT	07	M		1	2	2		1	3	10	7	6	1		2					35	25	5	17	3	
		F						3		7	3	1	1								15				
OTHER ASSAULTS	08	M	4	7	3	5	1	11	9	40	53	39	26	9	21	9	2	2		241	116	23	185	7	
		F	2	6	3	3	2	6	4	25	14	11	5	6	3		2				92				
ARSON	09	M								1										1			1		
		F																							
FORGERY	10	M								3	5	3	1	2	1					15	12		2	1	
		F																							
FRAUD	11	M	1	1					1	3	2	1	1		1					11	7	1	6		
		F							1		1		1								3				
EMBEZZLEMENT	12	M					1													1	2	2			
		F		2											1						3				
STOLEN PROPERTY	13	M							1		2		1							4	1	1	2		
		F																							
VANDALISM	14	M	2	2	3	1	6		3	13	9	6	1	3	1	1				51	28	3	34	1	
		F	1				2	1		5	2	2	1	1							15				
WEAPONS	15	M		2	1		1			7	3	4	4		1	1				24	20	2	4	1	
		F								1		1	1								3				
PROSTITUTION AND COMMERCIALIZED VICE	16	M																							
		F																							
PROSTITUTION	16a	M																							
		F																							

AGE, SEX AND RACE OF PERSONS ARRESTED
18 Years of age and over

CLASSIFICATIONS OF OFFENSES	UCR	SEX	AGE													TOT	RACE							
			18	19	20	21	22	23	24	25-29	30-34	35-39	40-44	45-49	50-54		55-59	60-64	65 OV	WHT	BLK	IND	ASN	PAC
ASSISTING OR PROMOTING PROSTITUTION	16b	M																						
		F																						
PURCHASING PROSTITUTION	16c	M																						
		F																						
SEX OFFENSES	17	M		1			1			1	1	2	3	3	4	3	1	1	21	5	1	15		
		F																						
DRUG/SALE/MAN	180	M	1							6	2	4	2	2				17	10	1	7	2	1	
		F				1				1	1	1						4						
NARCOTICS	180a	M	1							1	1	1		1				5	4		3			
		F				1				1								2						
MARIJUANA	180b	M																						
		F																						
SYNTHETIC NARC	180c	M								3	1	2		1				7	3	1	2	2		
		F									1							1						
OTHER/NON-NARC	180d	M								2		1	2					5	3		2		1	
		F										1						1						
DRUG/POSSESSION	185	M	2		1				1	4	4	5	2	1		1		21	22	2	10	1		
		F	1	1				1		3	4	1	1	1	1			14						
NARCOTICS	185e	M							1	3	1	2						7	10	1	2			
		F						1		2	2			1				6						
MARIJUANA	185f	M	2		1							1						4	2		3			
		F	1															1						
SYNTHETIC NARC	185g	M									1					1		2	4		1			
		F		1									1	1				3						
OTHER/NON-NARC	185h	M								1	2	2	2	1				8	6	1	4	1		
		F								1	2					1		4						
GAMBLING	19	M																						
		F																						
BOOKMAKING	19a	M																						
		F																						
NUMBERS	19b	M																						
		F																						
OTHER GAMBLING	19c	M																						
		F																						
FAMILY/CHILD	20	M								1								1	2	1	9			
		F						1		1	5	2	1	1				11						

AGE, SEX AND RACE OF PERSONS ARRESTED
18 Years of age and over

CLASSIFICATIONS OF OFFENSES	UCR	SEX	AGE														TOT	RACE						
			18	19	20	21	22	23	24	25-29	30-34	35-39	40-44	45-49	50-54	55-59		60-64	65 OV	WHT	BLK	IND	ASN	PAC
DRIVING INFLUENCE	21	M	2	5	4	7	5	7	9	47	30	19	13	7	15	7	5	4	186	167	15	68	9	
		F	1	5	2	2	2	2	1	12	10	14	6	4	5	4	1	2	73					
LIQUOR LAWS	22	M	1	2	1				1		1	2	2	1	1	2	2	16	5	5	11			
		F									2				3			5						
DRUNKENNESS	23	M														1		1	1		2			
		F		2														2						
DISORDERLY CONDUCT	24	M		2				1	2	5	9	7	7	3	5	3		44	17		42			
		F			2		1	1	3	3	3	1	1					15						
VAGRANCY	25	M																						
		F																						
ALL OTHER	26	M	10	11	16	17	17	20	28	136	111	82	52	47	51	41	14	8	661	423	74	364	28	3
		F	5	5	7	5	6	11	11	56	40	26	22	12	11	7	3	4	231					
SUSPICION	27	M																						
		F																						
HUMAN TRAFFICKING/COMMERCIAL SEX ACTS	30	M																						
		F																						
HUMAN TRAFFICKING/INVOLUNTARY SERVITUDE	31	M																						
		F																						
TOTAL BY SEX		M	28	47	47	44	45	56	68	327	284	205	137	100	118	76	28	16	1626	1058	163	931	64	6
		F	11	27	17	12	22	34	24	137	95	79	45	38	27	14	7	7	596					
GRAND TOTAL			39	74	64	56	67	90	92	464	379	284	182	138	145	90	35	23	2222	1058	163	931	64	6

AGE, SEX AND RACE OF PERSONS ARRESTED
under 18 Years of age

CLASSIFICATIONS OF OFFENSES	UCR	SEX	AGE						TOT	RACE				
			Under 10	10-12	13-14	15	16	17		WHT	BLK	IND	ASN	PAC
			MURDER/NONNEG MANSLAUGHTER	01A	M						3		3	3
		F												
MANSLAUGHTER BY NEGLIGENCE	01B	M												
		F												
RAPE	02	M					1	1	2	1			1	
		F												
ROBBERY	03	M				1	2	1	4	3				1
		F												
AGGRAVATED ASSAULT	04	M		1	2		2	5	10	4	2		5	
		F					1		1					
BURGLARY	05	M					2		2				2	
		F												
LARCENY	06	M		1			5		6	6	2		5	1
		F		1	3	2	1	1	8					
MOTOR VEHICLE THEFT	07	M				1			1		1			
		F												
OTHER ASSAULTS	08	M			4	9	6	4	23	14	4		12	1
		F		1	2	4	1		8					
ARSON	09	M					3		3	3				
		F												
FORGERY	10	M												
		F												
FRAUD	11	M												
		F												
EMBEZZLEMENT	12	M												
		F												
STOLEN PROPERTY	13	M				1			1	1				
		F												
VANDALISM	14	M		1		2	1	2	6	3	2			1
		F												
WEAPONS	15	M		1		2	2		5	2	1		2	
		F												
PROSTITUTION	16	M												
		F												
PROSTITUTION	16a	M												
		F												

AGE, SEX AND RACE OF PERSONS ARRESTED
under 18 Years of age

CLASSIFICATIONS OF OFFENSES	UCR	SEX	AGE						TOT	RACE				
			Under 10	10-12	13-14	15	16	17		WHT	BLK	IND	ASN	PAC
			ASSISTING OR PROMOTING PROSTITUTION	16b	M									
		F												
PURCHASING PROSTITUTION	16c	M												
		F												
SEX OFFENSES	17	M						1	1	1				
		F												
DRUG/SALE/MAN	180	M								1				
		F				1			1					
NARCOTICS	180a	M								1				
		F				1			1					
MARIJUANA	180b	M												
		F												
SYNTHETIC NARC	180c	M												
		F												
OTHER/NON-NARC	180d	M												
		F												
DRUG/POSSESSION	185	M			5	2	2	1	10	10	3	4	2	
		F		1	4	3	1		9					
NARCOTICS	185e	M			1				1	1	1			
		F				1			1					
MARIJUANA	185f	M			3	1	1	1	6	7	2	3	1	
		F		1	4	2			7					
SYNTHETIC NARC	185g	M			1	1	1		3	2		1	1	
		F					1		1					
OTHER/NON-NARC	185h	M												
		F												
GAMBLING	19	M												
		F												
BOOKMAKING	19a	M												
		F												
NUMBERS	19b	M												
		F												
OTHER GAMBLING	19c	M												
		F												
FAMILY/CHILD	20	M												
		F												

AGE, SEX AND RACE OF PERSONS ARRESTED
under 18 Years of age

CLASSIFICATIONS OF OFFENSES	UCR	SEX	AGE							TOT	RACE				
			Under 10	10-12	13-14	15	16	17	WHT		BLK	IND	ASN	PAC	
			DRIVING INFLUENCE	21	M							3	3	2	
		F													
LIQUOR LAWS	22	M			1	1	1	2	5	3	1	2			
		F			1				1						
DRUNKENNESS	23	M													
		F													
DISORDERLY CONDUCT	24	M													
		F													
VAGRANCY	25	M													
		F													
ALL OTHER	26	M			3	2	6	7	18	15		7	1	1	
		F				1		5	6						
SUSPICION	27	M													
		F													
CURFEW	28	M													
		F													
RUN-AWAYS	29	M													
		F													
HUMAN TRAFFICKING/COMMERCIAL SEX ACTS	30	M													
		F													
HUMAN TRAFFICKING/INVOLUNTARY SERVITUDE	31	M													
		F													
TOTAL BY SEX		M		4	15	21	36	27	103	72	16	41	7	1	
		F		3	10	11	4	6	34						
GRAND TOTAL				7	25	32	40	33	137	72	16	41	7	1	

MONTHLY RETURN OF ARSON OFFENSES KNOWN TO LAW ENFORCEMENT

1 PROPERTY CLASSIFICATION	2 Offenses Reported or Known to Police (Include Unfounded and attempts)	3 Unfounded, i.e. False or Baseless Complaints	4 Number of Actual Offenses (Column 2 Minus Column 3) (Include Attempts)	5 Total Offenses Cleared by Arrest or Exceptional Means (Include Column 6)	6 Number of Clearances Involving Only Persons Under 18 Years of Age	7 Offenses Where Structures Uninhabited, Abandoned, or not Normally in Use	8 Estimated Value of Property Damage
STRUCTURAL							
A. Single Occupancy Residential: Houses, Townhouses, Duplexes, etc.	1		1				\$500
B. Other Residential: Apartments, Tenements, Flats, Hotels, Motels, Inns, Dormitories, Boarding Houses, etc.							
C. Storage: Barns, Garages, Warehouses, etc.	1		1	1			
D. Industrial/Manufacturing:							
E. Other Commercial: Stores, Restaurants, Offices, etc.				1	1		
F. Community/Public: Churches, Jails, Schools, Colleges, Hospitals, etc.							
G. All Other Structure: Out Buildings, Monuments, Buildings Under Constructions, etc.							
TOTAL STRUCTURAL	2		2	2	1		\$500
MOBILE							
H. Motor Vehicles: Automobiles, Trucks, Buses, Motorcycles, etc. UCR Definition	1		1	1			
I. Other Mobile Property: Trailers, Recreational Vehicles, Airplanes, Boats, etc.							
TOTAL MOBILE	1		1	1			
OTHER							
J. TOTAL OTHER Crops, Timber, Fences, Signs, etc.							
TOTAL OTHER							
GRAND TOTAL	3		3	3	1		\$500

HUMAN TRAFFICKING OFFENSES

(1) Human Trafficking Classification	(2) Offenses Reported	(3) Unfounded Offenses	(4) Actual Offenses	(5) Offenses Cleared	(6) Juveniles Only
Commercial Sex Acts	1		1		
Involuntary Servitude					
GRAND TOTAL	1		1		

RETURN A - MONTHLY RETURN OF OFFENSES KNOWN TO POLICE

(1) Classification of Offense	(2) Offenses Reported	(3) Unfounded Offenses	(4) Actual Offenses	(5) Offenses Cleared	(6) Juveniles Only
CRIMINAL HOMICIDE					
MURDER/NONNEG MANSLAUGHTER					
MANSLAUGHTER BY NEGLIGENCE					
TOTAL					
RAPE					
RAPE					
ATTEMPTS TO COMMIT RAPE					
TOTAL					
ROBBERY					
FIREARM					
KNIFE/CUTTING INSTRUMENT					
OTHER DANGEROUS WEAPON					
STRONG-ARM (HANDS, FISTS)	1		1		
TOTAL	1		1		
ASSAULT					
FIREARM	4		4	4	
KNIFE OR CUTTING INSTRUMENT	1		1	1	
OTHER DANGEROUS WEAPON	1		1	1	
HANDS, FIST, FEET, AGGRAVATED	2		2	2	
OTHER ASSAULTS - SIMPLE	10	1	9	9	
TOTAL	18	1	17	17	
BURGLARY					
FORCIBLE ENTRY	3		3		
UNLAWFUL ENTRY - NO FORCE	2		2	1	
ATTEMPTED FORCIBLE ENTRY					
TOTAL	5		5	1	
LARCENY-THEFT					
THEFT (EX MOTOR VEHICLE)	175	30	145	15	
TOTAL	175	30	145	15	
MOTOR VEHICLE THEFT					
AUTOS	28	3	25	2	
TRUCKS AND BUSES	8		8		
OTHER VEHICLES					
TOTAL	36	3	33	2	
GRAND TOTAL	235	34	201	35	

PROPERTY STOLEN BY CLASSIFICATION

CLASSIFICATION OF OFFENSES	NUMBER ACTUAL OFFENSES	VALUE OF PROPERTY STOLEN
MURDER/NONNEG MANSLAUGHTER		
RAPE		
ROBBERY		
HIGHWAY (STREET, ALLEYS, ETC.)		
COMMERCIAL HOUSE		
GAS OR SERVICE STATION		
CONVENIENCE STORE		
RESIDENCE		
BANK		
MISCELLANEOUS	1	
TOTAL ROBBERY	1	
BURGLARY		
RESIDENCE (DWELLING)		
NIGHT (6PM-6AM)		
DAY (6AM-6PM)		
UNKNOWN	3	\$ 1,864
NON-RESIDENCE (STORE ETC.)		
NIGHT (6PM-6AM)		
DAY (6AM-6PM)	2	\$ 450
UNKNOWN		
TOTAL BURGLARY	5	\$ 2,314
LARCENY-THEFT		
\$200 AND OVER	114	\$ 188,108
\$50 TO \$200	15	\$ 1,680
UNDER \$50	16	\$ 85
TOTAL	145	\$ 189,873
6X. NATURE OF LARCENIES UNDER ITEM 6		
POCKET-PICKING		
PURSE-SNATCHING		
SHOPLIFTING		
FROM MOTOR VEHICLE	18	\$ 10,381
MOTOR VEHICLE PARTS & ACCESSORIES	3	\$ 171
BICYCLES		
FROM BUILDING(EX C&H)	104	\$ 169,641
FROM COIN-OP MACHINES		
ALL OTHER	20	\$ 9,680
TOTAL LARCENY	145	\$ 189,873
MOTOR VEHICLE THEFT	33	\$ 502,121
STOLEN & RECOVERED LOCALLY	8	\$ 77,000
STOLEN LOCALLY & RECOVERED OTHER		
TOTAL STOLEN OTHER & RECOVERED LOCAL	8	\$ 77,000
STOLEN IN OTHER JURIS & RECOVERED LOCALLY	2	\$ 25,800
TOTAL MOTOR VEHICLE THEFT	33	\$ 502,121
GRAND TOTAL	184	\$ 694,308

PROPERTY BY TYPE AND VALUE

Type of Property (1)	Monetary Value of Property Stolen in Your Jurisdiction	
	STOLEN (2)	RECOVERED (3)
CURRENCY, NOTES, ETC.	\$ 4,060	
JEWELRY & PRECIOUS METALS	\$ 3,728	
CLOTHING AND FURS	\$ 49,818	\$ 100
LOCALLY STOLEN MOTOR VEHICLE	\$ 488,838	\$ 319,705
OFFICE EQUIPMENT	\$ 1,136	
TV, RADIOS, CAMERAS, ETC.	\$ 29,848	\$ 200
FIREARMS	\$ 4,300	\$ 350
HOUSEHOLD GOODS	\$ 3,857	\$ 100
CONSUMABLE GOODS	\$ 13,724	
LIVESTOCK		
MISCELLANEOUS	\$ 94,999	\$ 8,111
GRAND TOTAL	\$ 694,308	\$ 328,566

LAW ENFORCEMENT OFFICERS KILLED OR ASSAULTED

Type of activity	Total assaults by weapon	Type of Weapon				Type of Assignment							Officer assaults cleared
		Firearm	Knife or other cutting instrument	Other dangerous weapon	Hands, fists, feet, etc.	Two-officer vehicle	One-officer vehicle		Detective or special assign.		Other		
							Alone	Asst	Alone	Ast	Alone	Asst	
A	B	C	D	E	F	G	H	I	J	K	L	M	
1. Responding to disturbance calls (family quarrels, person with firearm, etc.)	3				3		3						3
2. Burglaries in progress or pursuing burglary suspects													
3. Robberies in progress or pursuing robbery suspects													
4. Attempting other arrests													
5. Civil disorder (riot, mass disobedience, etc.)													
6. Handling, transporting, custody of prisoners													
7. Investigating suspicious persons or circumstances	1				1		1						1
8. Ambush – no warning													
9. Mentally deranged													
10. Traffic pursuits and stops													
11. All other													
12. TOTAL (1-11)	4				4		4						4
13. Number with person injury	3				3								
14. Number without personal injury	1				1								

15. Time of assaults	12 AM	2 AM	4 AM	6 AM	8 AM	10 AM	NOON	2 PM	4 PM	6 PM	8 PM	10 PM	UNK
	1		2									1	

AGE, SEX AND RACE OF PERSONS ARRESTED
18 Years of age and over

CLASSIFICATIONS OF OFFENSES	UCR	SEX	AGE													TOT	RACE							
			18	19	20	21	22	23	24	25-29	30-34	35-39	40-44	45-49	50-54		55-59	60-64	65 OV	WHT	BLK	IND	ASN	PAC
MURDER/NONNEG MANSLAUGHTER	01A	M																						
		F																						
MANSLAUGHTER BY NEGLIGENCE	01B	M																						
		F																						
RAPE	02	M																						
		F																						
ROBBERY	03	M																						
		F																						
AGGRAVATED ASSAULT	04	M									1	1	2	1					5	4		1		
		F																						
BURGLARY	05	M														1			1					
		F																						
LARCENY	06	M	1			1		1		4	1	1	2	2					13	10	2	1	3	2
		F		1				2		1						1			5					
MOTOR VEHICLE THEFT	07	M				1				2									3	2	1			
		F																						
OTHER ASSAULTS	08	M								1		3	1	1					6	5		4	1	
		F										1	1		1		1		4					
ARSON	09	M																						
		F																						
FORGERY	10	M																						
		F																						
FRAUD	11	M	1							2	4		2						9	7	1	4	1	
		F					1				2						1		4					
EMBEZZLEMENT	12	M																						
		F																						
STOLEN PROPERTY	13	M																						
		F																						
VANDALISM	14	M								1		1							2	2				
		F																						
WEAPONS	15	M								1			1	1					3	3			1	
		F								1									1					
PROSTITUTION	16	M																						
		F																						
PROSTITUTION	16a	M																						
		F																						

AGE, SEX AND RACE OF PERSONS ARRESTED
18 Years of age and over

CLASSIFICATIONS OF OFFENSES	UCR	SEX	AGE													TOT	RACE									
			18	19	20	21	22	23	24	25-29	30-34	35-39	40-44	45-49	50-54		55-59	60-64	65 OV	WHT	BLK	IND	ASN	PAC		
ASSISTING OR PROMOTING PROSTITUTION	16b	M																								
		F																								
PURCHASING PROSTITUTION	16c	M																								
		F																								
SEX OFFENSES	17	M																								
		F																								
DRUG/SALE/MAN	180	M									1	3			1								5	5	1	5
		F				1						2	1		1						1		6			
NARCOTICS	180a	M									1	2											3	4		3
		F				1						1	1		1								4			
MARIJUANA	180b	M																							1	
		F																				1		1		
SYNTHETIC NARC	180c	M										1			1								2		1	1
		F																								
OTHER/NON-NARC	180d	M																					1			
		F											1										1			
DRUG/POSSESSION	185	M									2	1								1			4	2	1	6
		F	2	1	1									1	1								6			
NARCOTICS	185e	M									1												1	1		1
		F													1								1			
MARIJUANA	185f	M									1									1			2	1	1	3
		F	2	1	1																		4			1
SYNTHETIC NARC	185g	M																								
		F																								
OTHER/NON-NARC	185h	M										1											1			2
		F												1									1			
GAMBLING	19	M																								
		F																								
BOOKMAKING	19a	M																								
		F																								
NUMBERS	19b	M																								
		F																								
OTHER GAMBLING	19c	M																								
		F																								
FAMILY/CHILD	20	M											1										1			5
		F						1					1			1	1						4			

AGE, SEX AND RACE OF PERSONS ARRESTED
18 Years of age and over

CLASSIFICATIONS OF OFFENSES	UCR	SEX	AGE														TOT	RACE						
			18	19	20	21	22	23	24	25-29	30-34	35-39	40-44	45-49	50-54	55-59		60-64	65 OV	WHT	BLK	IND	ASN	PAC
			DRIVING INFLUENCE	21	M		1			2	1		2	3	2	2			1			2	16	12
		F				1				1			1	1		1	1		6					
LIQUOR LAWS	22	M		5						1				1					7	3		4	1	1
		F		1			1												2					
DRUNKENNESS	23	M																						
		F																						
DISORDERLY CONDUCT	24	M									2			2	1				5	3	1	3		
		F								1			1						2					
VAGRANCY	25	M									1								1				1	
		F																						
ALL OTHER	26	M	2	6	4	2	5	3	4	13	8	7	3	5	7	6			75	57	11	21	12	7
		F	1	3	3		2	2	3	7	2	3	2	1	1		1	2	33					
SUSPICION	27	M																						
		F																						
HUMAN TRAFFICKING/COMMERCIAL SEX ACTS	30	M																						
		F																						
HUMAN TRAFFICKING/INVOLUNTARY SERVITUDE	31	M																						
		F																						
TOTAL BY SEX		M	4	12	4	4	7	5	4	30	24	16	13	14	9	8		2	156	115	20	58	26	10
		F	3	6	4	2	5	4	4	10	7	6	6	4	4	2	3	3	73					
GRAND TOTAL			7	18	8	6	12	9	8	40	31	22	19	18	13	10	3	5	229	115	20	58	26	10

AGE, SEX AND RACE OF PERSONS ARRESTED
under 18 Years of age

CLASSIFICATIONS OF OFFENSES	UCR	SEX	AGE						TOT	RACE				
			Under 10	10-12	13-14	15	16	17		WHT	BLK	IND	ASN	PAC
MURDER/NONNEG MANSLAUGHTER	01A	M												
		F												
MANSLAUGHTER BY NEGLIGENCE	01B	M												
		F												
RAPE	02	M												
		F												
ROBBERY	03	M												
		F												
AGGRAVATED ASSAULT	04	M												
		F												
BURGLARY	05	M												
		F												
LARCENY	06	M										1		
		F						1	1					
MOTOR VEHICLE THEFT	07	M												
		F												
OTHER ASSAULTS	08	M												
		F												
ARSON	09	M												
		F												
FORGERY	10	M												
		F												
FRAUD	11	M												
		F												
EMBEZZLEMENT	12	M												
		F												
STOLEN PROPERTY	13	M												
		F												
VANDALISM	14	M												
		F												
WEAPONS	15	M				1			1		1			
		F												
PROSTITUTION	16	M												
		F												
PROSTITUTION	16a	M												
		F												

AGE, SEX AND RACE OF PERSONS ARRESTED
under 18 Years of age

CLASSIFICATIONS OF OFFENSES	UCR	SEX	AGE						TOT	RACE				
			Under 10	10-12	13-14	15	16	17		WHT	BLK	IND	ASN	PAC
ASSISTING OR PROMOTING PROSTITUTION	16b	M												
		F												
PURCHASING PROSTITUTION	16c	M												
		F												
SEX OFFENSES	17	M												
		F												
DRUG/SALE/MAN	180	M												
		F												
NARCOTICS	180a	M												
		F												
MARIJUANA	180b	M												
		F												
SYNTHETIC NARC	180c	M												
		F												
OTHER/NON-NARC	180d	M												
		F												
DRUG/POSSESSION	185	M												
		F												
NARCOTICS	185e	M												
		F												
MARIJUANA	185f	M												
		F												
SYNTHETIC NARC	185g	M												
		F												
OTHER/NON-NARC	185h	M												
		F												
GAMBLING	19	M												
		F												
BOOKMAKING	19a	M												
		F												
NUMBERS	19b	M												
		F												
OTHER GAMBLING	19c	M												
		F												
FAMILY/CHILD	20	M												
		F												

AGE, SEX AND RACE OF PERSONS ARRESTED
under 18 Years of age

CLASSIFICATIONS OF OFFENSES	UCR	SEX	AGE						TOT	RACE									
			Under 10	10-12	13-14	15	16	17		WHT	BLK	IND	ASN	PAC					
			DRIVING INFLUENCE	21	M														
		F																	
LIQUOR LAWS	22	M					1	1	2				1						1
		F																	
DRUNKENNESS	23	M																	
		F																	
DISORDERLY CONDUCT	24	M																	
		F																	
VAGRANCY	25	M																	
		F																	
ALL OTHER	26	M				1		4	5	3					3			1	
		F						2	2										
SUSPICION	27	M																	
		F																	
CURFEW	28	M																	
		F																	
RUN-AWAYS	29	M																	
		F																	
HUMAN TRAFFICKING/COMMERCIAL SEX ACTS	30	M																	
		F																	
HUMAN TRAFFICKING/INVOLUNTARY SERVITUDE	31	M																	
		F																	
TOTAL BY SEX		M				2	1	5	8	3	1	2	3	2					
		F						3	3										
GRAND TOTAL						2	1	8	11	3	1	2	3	2					

RETURN A - MONTHLY RETURN OF OFFENSES KNOWN TO POLICE

(1) Classification of Offense	(2) Offenses Reported	(3) Unfounded Offenses	(4) Actual Offenses	(5) Offenses Cleared	(6) Juveniles Only
CRIMINAL HOMICIDE					
MURDER/NONNEG MANSLAUGHTER	34	6	28	20	3
MANSLAUGHTER BY NEGLIGENCE	5		5	5	
TOTAL	39	6	33	25	3
RAPE					
RAPE	507	12	495	72	18
ATTEMPTS TO COMMIT RAPE	47		47	8	2
TOTAL	554	12	542	80	20
ROBBERY					
FIREARM	200	1	199	43	1
KNIFE/CUTTING INSTRUMENT	66		66	17	2
OTHER DANGEROUS WEAPON	98		98	33	6
STRONG-ARM (HANDS, FISTS)	332		332	112	6
TOTAL	696	1	695	205	15
ASSAULT					
FIREARM	493		493	195	14
KNIFE OR CUTTING INSTRUMENT	415		415	278	20
OTHER DANGEROUS WEAPON	650		650	383	30
HANDS, FIST, FEET, AGGRAVATED	599		599	352	19
OTHER ASSAULTS - SIMPLE	4191		4191	2114	202
TOTAL	6348		6348	3322	285
BURGLARY					
FORCIBLE ENTRY	1223	2	1221	89	9
UNLAWFUL ENTRY - NO FORCE	612		612	109	5
ATTEMPTED FORCIBLE ENTRY	175		175	11	1
TOTAL	2010	2	2008	209	15
LARCENY-THEFT					
THEFT (EX MOTOR VEHICLE)	10645	46	10599	1481	108
TOTAL	10645	46	10599	1481	108
MOTOR VEHICLE THEFT					
AUTOS	1440	70	1370	241	18
TRUCKS AND BUSES	583	15	568	93	3
OTHER VEHICLES	105	1	104	4	
TOTAL	2128	86	2042	338	21
GRAND TOTAL	22420	153	22267	5660	467

PROPERTY STOLEN BY CLASSIFICATION

CLASSIFICATION OF OFFENSES	NUMBER ACTUAL OFFENSES	VALUE OF PROPERTY STOLEN
MURDER/NONNEG MANSLAUGHTER	28	\$ 10,600
RAPE	542	\$ 2,102
ROBBERY		
HIGHWAY (STREET, ALLEYS, ETC.)	330	\$ 313,313
COMMERCIAL HOUSE	123	\$ 23,594
GAS OR SERVICE STATION	30	\$ 8,198
CONVENIENCE STORE	22	\$ 2,220
RESIDENCE	79	\$ 133,307
BANK	11	\$ 17,661
MISCELLANEOUS	100	\$ 58,969
TOTAL ROBBERY	695	\$ 557,262
BURGLARY		
RESIDENCE (DWELLING)		
NIGHT (6PM-6AM)	200	\$ 338,153
DAY (6AM-6PM)	299	\$ 954,524
UNKNOWN	707	\$ 2,382,297
NON-RESIDENCE (STORE ETC.)		
NIGHT (6PM-6AM)	267	\$ 448,410
DAY (6AM-6PM)	142	\$ 318,810
UNKNOWN	393	\$ 1,056,021
TOTAL BURGLARY	2008	\$ 5,498,215
LARCENY-THEFT		
\$200 AND OVER	5121	\$ 8,101,126
\$50 TO \$200	2017	\$ 245,411
UNDER \$50	3461	\$ 54,645
TOTAL	10599	\$ 8,401,182
6X. NATURE OF LARCENIES UNDER ITEM 6		
POCKET-PICKING	38	\$ 13,963
PURSE-SNATCHING	10	\$ 4,657
SHOPLIFTING	2030	\$ 428,958
FROM MOTOR VEHICLE	3714	\$ 2,652,380
MOTOR VEHICLE PARTS & ACCESSORIES	629	\$ 301,639
BICYCLES	641	\$ 515,327
FROM BUILDING(EX C&H)	1684	\$ 1,962,796
FROM COIN-OP MACHINES	10	\$ 13,181
ALL OTHER	1843	\$ 2,508,281
TOTAL LARCENY	10599	\$ 8,401,182
MOTOR VEHICLE THEFT	2042	\$ 18,600,948
STOLEN & RECOVERED LOCALLY	1725	
STOLEN LOCALLY & RECOVERED OTHER	104	
TOTAL STOLEN OTHER & RECOVERED LOCAL	1829	
STOLEN IN OTHER JURIS & RECOVERED LOCALLY	52	
TOTAL MOTOR VEHICLE THEFT	2042	\$ 18,600,948
GRAND TOTAL	15914	\$ 33,070,309

PROPERTY BY TYPE AND VALUE

Type of Property (1)	Monetary Value of Property Stolen in Your Jurisdiction	
	STOLEN (2)	RECOVERED (3)
CURRENCY, NOTES, ETC.	\$ 1,081,032	\$ 34,184
JEWELRY & PRECIOUS METALS	\$ 1,823,586	\$ 50,220
CLOTHING AND FURS	\$ 956,031	\$ 69,534
LOCALLY STOLEN MOTOR VEHICLE	\$ 19,458,907	\$ 17,997,869
OFFICE EQUIPMENT	\$ 958,471	\$ 88,411
TV, RADIOS, CAMERAS, ETC.	\$ 926,396	\$ 44,601
FIREARMS	\$ 600,224	\$ 89,577
HOUSEHOLD GOODS	\$ 333,480	\$ 11,856
CONSUMABLE GOODS	\$ 298,920	\$ 27,199
LIVESTOCK	\$ 1	\$ 1
MISCELLANEOUS	\$ 6,633,261	\$ 1,448,420
GRAND TOTAL	\$ 33,070,309	\$ 19,861,872

LAW ENFORCEMENT OFFICERS KILLED OR ASSAULTED

Type of activity	Total assaults by weapon	Type of Weapon				Type of Assignment						Officer assaults cleared	
		Firearm	Knife or other cutting instrument	Other dangerous weapon	Hands, fists, feet, etc.	Two-officer vehicle	One-officer vehicle		Detective or special assign.		Other		
							Alone	Asst	Alone	Ast	Alone		Asst
A	B	C	D	E	F	G	H	I	J	K	L	M	
1. Responding to disturbance calls (family quarrels, person with firearm, etc.	94	2	5	12	75	1	7	81		2		3	94
2. Burglaries in progress or pursuing burglary suspects	9	6			3			9					9
3. Robberies in progress or pursuing robbery suspects	10		4		6	2		8					10
4. Attempting other arrests	107	10	4	14	79	1	5	95		4		2	104
5. Civil disorder (riot, mass disobedience, etc.)													
6. Handling, transporting, custody of prisoners	63			3	60	3	5	55					63
7. Investigating suspicious persons or circumstances	25			6	19		2	23					25
8. Ambush – no warning													
9. Mentally deranged	13			3	10	2		11					13
10. Traffic pursuits and stops	18	1		15	2		5	12	1				18
11. All other	13	1		2	10	1	4	8					13
12. TOTAL (1-11)	352	20	13	55	264	10	28	302	1	6		5	349
13. Number with person injury	35	4		5	26								
14. Number without personal injury	317	16	13	50	238								

15. Time of assaults	12 AM	2 AM	4 AM	6 AM	8 AM	10 AM	NOON	2 PM	4 PM	6 PM	8 PM	10 PM	UNK
	61	40	9	8	23	11	19	24	31	42	40	44	

AGE, SEX AND RACE OF PERSONS ARRESTED
18 Years of age and over

CLASSIFICATIONS OF OFFENSES	UCR	SEX	AGE														TOT	RACE									
			18	19	20	21	22	23	24	25-29	30-34	35-39	40-44	45-49	50-54	55-59		60-64	65 OV	WHT	BLK	IND	ASN	PAC			
MURDER/NONNEG MANSLAUGHTER	01A	M		2	1		1	1				2	5	1		1		1				15	5	8	2	1	
		F					1																1				
MANSLAUGHTER BY NEGLIGENCE	01B	M	1	2										1								4	2	2			
		F																									
RAPE	02	M	1		1	1		2			4	6	8	4	2	4	4	3	1			41	18	5	14	4	
		F																									
ROBBERY	03	M	10	6	2	4	11	6	8	25	22	15	10	3	7							129	79	36	47	15	
		F	2	2	1	3	1	3	2	15	6	4	1	2	5	1							48				
AGGRAVATED ASSAULT	04	M	15	15	21	26	15	23	25	120	102	88	48	57	37	23	9	2				626	338	145	300	62	
		F		6	4	9	9	13	18	49	38	25	16	12	4	9	4	3					219				
BURGLARY	05	M	5	5	6	6	6	9	10	13	29	17	15	12	10	6	4					153	78	28	58	10	
		F		1					1	5	5	5		1	2		1						21				
LARCENY	06	M	18	32	24	17	31	23	26	152	118	92	61	50	42	37	14	6				743	722	128	300	32	
		F	13	21	8	16	19	21	14	100	100	49	27	16	18	8	6	3					439				
MOTOR VEHICLE THEFT	07	M	7	6	9	10	10	11	14	46	36	25	8	5	3	2						192	117	40	61	43	
		F		2	3	2	3	7	4	23	18	5	1		1								69				
OTHER ASSAULTS	08	M	10	19	17	29	35	34	32	183	157	132	83	65	72	35	17	12				932	589	189	628	72	
		F	12	16	18	27	26	26	34	117	89	53	51	24	29	13	5	6					546				
ARSON	09	M		1				1		2	1		3	2		1						11	9		3	2	
		F									2	1											3				
FORGERY	10	M		1	1	1		2	1	5	6	5	2	4								28	24	11	16	2	
		F		1				1	1	5	8	6	1	1		1							25				
FRAUD	11	M	1	1	5	2	4	1	7	11	10	8	6	12	6	2		1				77	57	15	39	6	
		F	1	1	1	2	3	1	2	3	10	5	3	5	1		2						40				
EMBEZZLEMENT	12	M	3	2	1		2	1	1	5	1	1	2	1								20	30	10	6	7	
		F	2	5	6	1		2	2	5	2	1	3	1	2		1						33				
STOLEN PROPERTY	13	M	1	2	3	1	7	3	1	10	15	6	3	4	1							57	36	11	13	9	
		F						2		2	4	2	2										12				
VANDALISM	14	M	8	13	8	20	26	19	14	92	72	45	20	18	25	8	6	4				398	226	74	190	43	
		F	6	4	5	4	10	6	6	27	23	14	15	8	5	2							135				
WEAPONS	15	M	3	9	6	12	3	7	4	21	13	11	5	1	1	4						100	53	33	13	12	
		F			1				1	3	3	1	1		1								11				
PROSTITUTION	16	M									2	1		1								4	4	1		1	
		F										1				1							2				
PROSTITUTION	16a	M										1										1	3				
		F									1					1							2				

AGE, SEX AND RACE OF PERSONS ARRESTED
18 Years of age and over

CLASSIFICATIONS OF OFFENSES	UCR	SEX	AGE														TOT	RACE								
			18	19	20	21	22	23	24	25-29	30-34	35-39	40-44	45-49	50-54	55-59		60-64	65 OV	WHT	BLK	IND	ASN	PAC		
ASSISTING OR PROMOTING PROSTITUTION	16b	M																								
		F																								
PURCHASING PROSTITUTION	16c	M										2			1						3	1	1		1	
		F																								
SEX OFFENSES	17	M	1	2	1	4	2	2	4	23	19	22	21	19	12	14	10	4		160	56	10	101	2		
		F		1							1	1	1	3	1	1				9						
DRUG/SALE/MAN	180	M	1		1	1	1	3		6		3	4		1				21	18	7	6	1			
		F						1	1	1		3		4				1	11							
NARCOTICS	180a	M						3		5		2	2		1				13	12	7	2				
		F						1	1	1		1		3				1	8							
MARIJUANA	180b	M			1	1													2	1		1				
		F																								
SYNTHETIC NARC	180c	M	1				1												2	2						
		F																								
OTHER/NON-NARC	180d	M								1		1	2						4	3		3	1			
		F										2		1					3							
DRUG/POSSESSION	185	M	14	8	4	7	4	8	6	42	30	22	13	17	7	5		1	188	152	25	64	21			
		F	5	1	4	2		3	5	28	12	4	4	3	3				74							
NARCOTICS	185e	M	1	1		2		4	1	17	11	7	3	3	2	1		1	54	55	8	13	5			
		F						2	3	11	5	1	2	2	1				27							
MARIJUANA	185f	M	12	3	2														17	13	1	5	2			
		F	3		1														4							
SYNTHETIC NARC	185g	M		1		1		1		3		1							7	6	1	2				
		F			1					1									2							
OTHER/NON-NARC	185h	M	1	3	2	4	4	3	5	22	19	14	10	14	5	4			110	78	15	44	14			
		F	2	1	2	2		1	2	16	7	3	2	1	2				41							
GAMBLING	19	M																								
		F																								
BOOKMAKING	19a	M																								
		F																								
NUMBERS	19b	M																								
		F																								
OTHER GAMBLING	19c	M																								
		F																								
FAMILY/CHILD	20	M				1	1	2	2	16	9	9	7	2	4	2	2	2	59	51	11	73	5			
		F	1	1	2		5	3	2	16	23	11	12	2		1	2		81							

AGE, SEX AND RACE OF PERSONS ARRESTED
18 Years of age and over

CLASSIFICATIONS OF OFFENSES	UCR	SEX	AGE																	TOT	RACE				
			18	19	20	21	22	23	24	25-29	30-34	35-39	40-44	45-49	50-54	55-59	60-64	65 OV	WHT		BLK	IND	ASN	PAC	
DRIVING INFLUENCE	21	M	4	16	8	33	41	34	24	159	100	69	48	39	46	38	15	9	683	625	115	203	66		
		F	1	9	8	14	20	14	16	69	54	34	32	24	15	5	7	4	326						
LIQUOR LAWS	22	M	3	8	9		1		2	1							1		25	15	3	16	2		
		F	5	3	3														11						
DRUNKENNESS	23	M																							
		F																							
DISORDERLY CONDUCT	24	M	2	2	4	8	9	10	1	30	25	12	15	14	20	4	3	1	160	73	26	113	5		
		F	1	5	1	2	2	3	1	14	7	7	4	6	4				57						
VAGRANCY	25	M																							
		F																							
ALL OTHER	26	M	50	63	96	131	134	139	160	759	654	451	325	270	270	184	82	47	3815	2583	686	1854	328		
		F	31	41	38	52	67	52	74	387	287	196	141	101	91	46	18	14	1636						
SUSPICION	27	M																							
		F																							
HUMAN TRAFFICKING/COMMERCIAL SEX ACTS	30	M																							
		F																							
HUMAN TRAFFICKING/INVOLUNTARY SERVITUDE	31	M																							
		F																							
TOTAL BY SEX		M	158	215	228	314	344	341	342	1727	1432	1044	703	599	568	371	165	90	8641	5960	1619	4120	751		
		F	80	120	103	134	166	158	184	870	693	427	317	211	183	86	47	30	3809						
GRAND TOTAL			238	335	331	448	510	499	526	2597	2125	1471	1020	810	751	457	212	120	12450	5960	1619	4120	751		

AGE, SEX AND RACE OF PERSONS ARRESTED
under 18 Years of age

CLASSIFICATIONS OF OFFENSES	UCR	SEX	AGE							TOT	RACE				
			Under 10	10-12	13-14	15	16	17	WHT		BLK	IND	ASN	PAC	
			MURDER/NONNEG MANSLAUGHTER	01A	M				1				1	1	
		F													
MANSLAUGHTER BY NEGLIGENCE	01B	M													
		F													
RAPE	02	M		1	3		4	2	10	8	1	1			
		F													
ROBBERY	03	M	1	2	4	6	7	8	28	12	11	1	6		
		F					1	1	2						
AGGRAVATED ASSAULT	04	M		12	16	12	14	5	59	24	21	16	8		
		F			1	3	2	4	10						
BURGLARY	05	M		3	7	1	3	2	16	8	4	3	2		
		F						1	1						
LARCENY	06	M		6	20	13	18	14	71	64	42	20	10		
		F		4	21	17	14	9	65						
MOTOR VEHICLE THEFT	07	M			1	2	3	4	10	5	6	7	2		
		F			4	2	3	1	10						
OTHER ASSAULTS	08	M		11	24	21	21	13	90	52	44	39	13		
		F		6	14	9	19	10	58						
ARSON	09	M		4	3				7	4	2	1	1		
		F			1				1						
FORGERY	10	M													
		F													
FRAUD	11	M					3	2	5	4	2				
		F			1				1						
EMBEZZLEMENT	12	M						2	2	4			2		
		F				1	2	1	4						
STOLEN PROPERTY	13	M			1	2	2		5	3	1	1			
		F													
VANDALISM	14	M		9	24	17	7	10	67	37	28	17	6		
		F		3	8	5		5	21						
WEAPONS	15	M		2	3	2	1	1	9	7	2	2	2		
		F						4	4						
PROSTITUTION	16	M													
		F													
PROSTITUTION	16a	M													
		F													

AGE, SEX AND RACE OF PERSONS ARRESTED
under 18 Years of age

CLASSIFICATIONS OF OFFENSES	UCR	SEX	AGE						TOT	RACE									
			Under 10	10-12	13-14	15	16	17		WHT	BLK	IND	ASN	PAC					
			ASSISTING OR PROMOTING PROSTITUTION	16b	M														
		F																	
PURCHASING PROSTITUTION	16c	M																	
		F																	
SEX OFFENSES	17	M		1	6	2	2	5	16	7	1	4	5						
		F			1				1										
DRUG/SALE/MAN	180	M					1	1	2	3									
		F						1	1										
NARCOTICS	180a	M																	
		F																	
MARIJUANA	180b	M						1	1	1									
		F																	
SYNTHETIC NARC	180c	M					1		1	2									
		F						1	1										
OTHER/NON-NARC	180d	M																	
		F																	
DRUG/POSSESSION	185	M		3	19	17	8	20	67	53	23	22	8						
		F		3	14	9	8	5	39										
NARCOTICS	185e	M				1			1	2									
		F			1				1										
MARIJUANA	185f	M		3	19	15	7	18	62	48	21	21	7						
		F		3	12	9	6	5	35										
SYNTHETIC NARC	185g	M					1	2	3	1	2		1						
		F						1	1										
OTHER/NON-NARC	185h	M				1			1	2		1							
		F			1		1		2										
GAMBLING	19	M																	
		F																	
BOOKMAKING	19a	M																	
		F																	
NUMBERS	19b	M																	
		F																	
OTHER GAMBLING	19c	M																	
		F																	
FAMILY/CHILD	20	M																	
		F																	

AGE, SEX AND RACE OF PERSONS ARRESTED
under 18 Years of age

CLASSIFICATIONS OF OFFENSES	UCR	SEX	AGE							TOT	RACE				
			Under 10	10-12	13-14	15	16	17	WHT		BLK	IND	ASN	PAC	
			DRIVING INFLUENCE	21	M						2	2	4	2	
		F													
LIQUOR LAWS	22	M			1	2	2	4	9	5	4	10			
		F			2	1	3	4	10						
DRUNKENNESS	23	M													
		F													
DISORDERLY CONDUCT	24	M					1	1	2	1	2				
		F				1			1						
VAGRANCY	25	M													
		F													
ALL OTHER	26	M		1	7	13	26	45	92	59	32	38	6		
		F			8	5	11	19	43						
SUSPICION	27	M													
		F													
CURFEW	28	M													
		F													
RUN-AWAYS	29	M													
		F													
HUMAN TRAFFICKING/COMMERCIAL SEX ACTS	30	M													
		F													
HUMAN TRAFFICKING/INVOLUNTARY SERVITUDE	31	M													
		F													
TOTAL BY SEX		M	1	55	139	111	125	141	572	363	226	182	73		
		F		16	75	53	63	65	272						
GRAND TOTAL			1	71	214	164	188	206	844	363	226	182	73		

MONTHLY RETURN OF ARSON OFFENSES KNOWN TO LAW ENFORCEMENT

1 PROPERTY CLASSIFICATION	2 Offenses Reported or Known to Police (Include Unfounded and attempts)	3 Unfounded, i.e. False or Baseless Complaints	4 Number of Actual Offenses (Column 2 Minus Column 3) (Include Attempts)	5 Total Offenses Cleared by Arrest or Exceptional Means (Include Column 6)	6 Number of Clearances Involving Only Persons Under 18 Years of Age	7 Offenses Where Structures Uninhabited, Abandoned, or not Normally in Use	8 Estimated Value of Property Damage
STRUCTURAL							
A. Single Occupancy Residential: Houses, Townhouses, Duplexes, etc.	8		8	2		1	\$35,813
B. Other Residential: Apartments, Tenements, Flats, Hotels, Motels, Inns, Dormitories, Boarding Houses, etc.	10		10	2			\$157,664
C. Storage: Barns, Garages, Warehouses, etc.	3		3			1	\$500
D. Industrial/Manufacturing:							
E. Other Commercial: Stores, Restaurants, Offices, etc.	6		6	4		3	\$290,252
F. Community/Public: Churches, Jails, Schools, Colleges, Hospitals, etc.	8		8	4	2	3	\$3,353
G. All Other Structure: Out Buildings, Monuments, Buildings Under Constructions, etc.							
TOTAL STRUCTURAL	35		35	12	2	8	\$487,582
MOBILE							
H. Motor Vehicles: Automobiles, Trucks, Buses, Motorcycles, etc. UCR Definition	16		16	2	1		\$94,664
I. Other Mobile Property: Trailers, Recreational Vehicles, Airplanes, Boats, etc.	2		2	1			\$22
TOTAL MOBILE	18		18	3	1		\$94,686
OTHER							
J. TOTAL OTHER Crops, Timber, Fences, Signs, etc.	16		16	4	3		\$131,429
TOTAL OTHER	16		16	4	3		\$131,429
GRAND TOTAL	69		69	19	6	8	\$713,697

HUMAN TRAFFICKING OFFENSES

(1) Human Trafficking Classification	(2) Offenses Reported	(3) Unfounded Offenses	(4) Actual Offenses	(5) Offenses Cleared	(6) Juveniles Only
Commercial Sex Acts	4		4		
Involuntary Servitude	1		1		
GRAND TOTAL	5		5		

RETURN A - MONTHLY RETURN OF OFFENSES KNOWN TO POLICE

(1) Classification of Offense	(2) Offenses Reported	(3) Unfounded Offenses	(4) Actual Offenses	(5) Offenses Cleared	(6) Juveniles Only
CRIMINAL HOMICIDE					
MURDER/NONNEG MANSLAUGHTER	16	1	15	16	4
MANSLAUGHTER BY NEGLIGENCE	1		1	1	
TOTAL	17	1	16	17	4
RAPE					
RAPE	323	52	271	58	6
ATTEMPTS TO COMMIT RAPE	31	1	30	11	2
TOTAL	354	53	301	69	8
ROBBERY					
FIREARM	16		16	5	
KNIFE/CUTTING INSTRUMENT	1		1	1	
OTHER DANGEROUS WEAPON	10		10	5	
STRONG-ARM (HANDS, FISTS)	9		9	4	
TOTAL	36		36	15	
ASSAULT					
FIREARM	291	4	287	215	13
KNIFE OR CUTTING INSTRUMENT	160	4	156	114	14
OTHER DANGEROUS WEAPON	253	2	251	186	16
HANDS, FIST, FEET, AGGRAVATED	183	3	180	106	9
OTHER ASSAULTS - SIMPLE	2060	65	1995	1318	98
TOTAL	2947	78	2869	1939	150
BURGLARY					
FORCIBLE ENTRY	659	2	657	112	17
UNLAWFUL ENTRY - NO FORCE	448	6	442	39	5
ATTEMPTED FORCIBLE ENTRY	39		39	3	1
TOTAL	1146	8	1138	154	23
LARCENY-THEFT					
THEFT (EX MOTOR VEHICLE)	1999	37	1962	110	32
TOTAL	1999	37	1962	110	32
MOTOR VEHICLE THEFT					
AUTOS	143	7	136	39	7
TRUCKS AND BUSES	133	5	128	30	4
OTHER VEHICLES	194	2	192	16	6
TOTAL	470	14	456	85	17
GRAND TOTAL	6969	191	6778	2389	234

PROPERTY STOLEN BY CLASSIFICATION

CLASSIFICATION OF OFFENSES	NUMBER ACTUAL OFFENSES	VALUE OF PROPERTY STOLEN
MURDER/NONNEG MANSLAUGHTER	15	
RAPE	301	
ROBBERY		
HIGHWAY (STREET, ALLEYS, ETC.)	9	\$ 1,930
COMMERCIAL HOUSE	1	
GAS OR SERVICE STATION	3	
CONVENIENCE STORE	1	
RESIDENCE	20	\$ 29,046
BANK		
MISCELLANEOUS	2	\$ 414
TOTAL ROBBERY	36	\$ 31,390
BURGLARY		
RESIDENCE (DWELLING)		
NIGHT (6PM-6AM)	168	\$ 364,158
DAY (6AM-6PM)	172	\$ 317,737
UNKNOWN	473	\$ 1,241,433
NON-RESIDENCE (STORE ETC.)		
NIGHT (6PM-6AM)	160	\$ 332,368
DAY (6AM-6PM)	21	\$ 8,357
UNKNOWN	144	\$ 251,265
TOTAL BURGLARY	1138	\$ 2,515,318
LARCENY-THEFT		
\$200 AND OVER	1298	\$ 2,411,377
\$50 TO \$200	317	\$ 44,487
UNDER \$50	347	\$ 4,349
TOTAL	1962	\$ 2,460,213
6X. NATURE OF LARCENIES UNDER ITEM 6		
POCKET-PICKING	2	\$ 2,160
PURSE-SNATCHING	1	\$ 200
SHOPLIFTING	95	\$ 9,190
FROM MOTOR VEHICLE	565	\$ 388,436
MOTOR VEHICLE PARTS & ACCESSORIES	162	\$ 74,236
BICYCLES	49	\$ 25,236
FROM BUILDING(EX C&H)	405	\$ 728,008
FROM COIN-OP MACHINES		
ALL OTHER	683	\$ 1,232,747
TOTAL LARCENY	1962	\$ 2,460,213
MOTOR VEHICLE THEFT	456	\$ 868,623
STOLEN & RECOVERED LOCALLY	167	
STOLEN LOCALLY & RECOVERED OTHER	16	
TOTAL STOLEN OTHER & RECOVERED LOCAL	183	
STOLEN IN OTHER JURIS & RECOVERED LOCALLY	12	
TOTAL MOTOR VEHICLE THEFT	456	\$ 868,623
GRAND TOTAL	3907	\$ 5,875,544

PROPERTY BY TYPE AND VALUE

Type of Property (1)	Monetary Value of Property Stolen in Your Jurisdiction	
	STOLEN (2)	RECOVERED (3)
CURRENCY, NOTES, ETC.	\$ 769,054	\$ 26,283
JEWELRY & PRECIOUS METALS	\$ 811,832	\$ 22,242
CLOTHING AND FURS	\$ 77,464	\$ 4,675
LOCALLY STOLEN MOTOR VEHICLE	\$ 1,046,023	\$ 649,296
OFFICE EQUIPMENT	\$ 12,222	\$ 2,920
TV, RADIOS, CAMERAS, ETC.	\$ 119,587	\$ 18,622
FIREARMS	\$ 226,782	\$ 40,340
HOUSEHOLD GOODS	\$ 229,737	\$ 8,425
CONSUMABLE GOODS	\$ 136,233	\$ 8,349
LIVESTOCK	\$ 550	
MISCELLANEOUS	\$ 2,446,060	\$ 394,496
GRAND TOTAL	\$ 5,875,544	\$ 1,175,648

LAW ENFORCEMENT OFFICERS KILLED OR ASSAULTED

Type of activity	Total assaults by weapon	Type of Weapon				Type of Assignment						Officer assaults cleared	
		Firearm	Knife or other cutting instrument	Other dangerous weapon	Hands, fists, feet, etc.	Two-officer vehicle	One-officer vehicle		Detective or special assign.		Other		
							Alone	Asst	Alone	Ast	Alone		Asst
A	B	C	D	E	F	G	H	I	J	K	L	M	
1. Responding to disturbance calls (family quarrels, person with firearm, etc.)	49	6	2	11	30		35	14					48
2. Burglaries in progress or pursuing burglary suspects													
3. Robberies in progress or pursuing robbery suspects													
4. Attempting other arrests	10	1			9		6	4					8
5. Civil disorder (riot, mass disobedience, etc.)													
6. Handling, transporting, custody of prisoners	31			4	27	2	12	16			1		31
7. Investigating suspicious persons or circumstances	10	6		3	1		3	7					10
8. Ambush – no warning													
9. Mentally deranged	2				2		1	1					2
10. Traffic pursuits and stops	22	3		10	9	2	8	12					22
11. All other	10	2		1	7	1	4	4	1				10
12. TOTAL (1-11)	134	18	2	29	85	5	69	58	1		1		131
13. Number with person injury	15			2	13								
14. Number without personal injury	119	18	2	27	72								

15. Time of assaults	12 AM	2 AM	4 AM	6 AM	8 AM	10 AM	NOON	2 PM	4 PM	6 PM	8 PM	10 PM	UNK
	16	11	10	4	6	8	9	7	13	25	14	11	

AGE, SEX AND RACE OF PERSONS ARRESTED
18 Years of age and over

CLASSIFICATIONS OF OFFENSES	UCR	SEX	AGE														TOT	RACE						
			18	19	20	21	22	23	24	25-29	30-34	35-39	40-44	45-49	50-54	55-59		60-64	65 OV	WHT	BLK	IND	ASN	PAC
MURDER/NONNEG MANSLAUGHTER	01A	M	1	1		1			1	2		1	1		1				9	7		3		
		F												1					1					
MANSLAUGHTER BY NEGLIGENCE	01B	M																						
		F																						
RAPE	02	M		1			2	2	1	7	2	5	9	3	5	2		1	40	13	1	27		
		F										1							1					
ROBBERY	03	M	1	4	1	1	1		1	2	2	1						14	10	2	5		1	
		F							1			3							4					
AGGRAVATED ASSAULT	04	M	9	10	10	11	16	12	14	67	61	36	20	21	24	13	4	6	334	164	13	214	1	
		F	2		1		2	4	2	12	9	8	3	8	3	2	1	1	58					
BURGLARY	05	M	5	6	3	1	3	5	5	15	17	7	8	2	3	3			83	77		25	2	
		F			1		5	1		3	5	3			1	2			21					
LARCENY	06	M	1	3	4	5	4	1	3	11	16	3	6	2			1	2	62	66		14	1	
		F	1		1	1			1	3	5	3	2	1		1			19					
MOTOR VEHICLE THEFT	07	M	2	2		1	4	1	3	17	6	6	5	1	1	1		1	51	45	2	19		
		F			1			1	1	4	5	2	1						15					
OTHER ASSAULTS	08	M	13	18	19	19	17	25	31	184	146	115	64	51	46	26	9	6	789	413	29	573	12	2
		F	4	4	4	7	10	17	10	42	37	38	19	18	16	7	6	1	240					
ARSON	09	M		1						1									2		1	2		
		F												1					1					
FORGERY	10	M								2		1	1		1				5	7				
		F								1	1								2					
FRAUD	11	M		1			1		2	1	2	1	1	2		1	1		13	15	1	5		
		F							1	3	1		1			1		1	8					
EMBEZZLEMENT	12	M																				1		
		F									1								1					
STOLEN PROPERTY	13	M		1							1		1						3	2		1		
		F																						
VANDALISM	14	M	3	1	5	4	4	2	4	18	19	12	4	1	1	3			81	70	1	37	3	
		F	1				1	1	2	8	5	4	2	1	2	1	2			30				
WEAPONS	15	M		3	3	4	10	1	1	18	12	9	13	4	5	1	3	2	89	66	7	18	3	
		F								2		1	2						5					
PROSTITUTION	16	M							1		3			1					5	3	2	1		
		F												1					1					
PROSTITUTION	16a	M																						
		F																						

AGE, SEX AND RACE OF PERSONS ARRESTED
18 Years of age and over

CLASSIFICATIONS OF OFFENSES	UCR	SEX	AGE													TOT	RACE									
			18	19	20	21	22	23	24	25-29	30-34	35-39	40-44	45-49	50-54		55-59	60-64	65 OV	WHT	BLK	IND	ASN	PAC		
ASSISTING OR PROMOTING PROSTITUTION	16b	M								1		3				1					5	3	2	1		
		F												1								1				
PURCHASING PROSTITUTION	16c	M																								
		F																								
SEX OFFENSES	17	M			1	3		1	1	1	1	1	3	1		4	1				18	8		12		
		F								1								1			2					
DRUG/SALE/MAN	180	M		1	3		2			3	6	5	3	6	1	2	1			33	32	2	10			
		F			1					3	2	1	3		1					11						
NARCOTICS	180a	M			1		2			3	3	1	2	5	1	1	1		20	22	2	5				
		F			1					3	1		3		1				9							
MARIJUANA	180b	M																								
		F																								
SYNTHETIC NARC	180c	M		1	2						2	3	1	1		1			11	8		5				
		F										1	1						2							
OTHER/NON-NARC	180d	M									1	1							2	2						
		F																								
DRUG/POSSESSION	185	M	2	4	1	1	6	6	3	24	20	13	2	7	5	2			96	118	7	18	1			
		F	4	3	6		1	2	3	14	6	4	1	2		2			48							
NARCOTICS	185e	M				1	3	3		8	12	7	2	4	2				42	56	4	5				
		F						2	2	10	4	1	1	2		1			23							
MARIJUANA	185f	M	2	3	1			1		2		2							11	16	1	4				
		F	4	3	3														10							
SYNTHETIC NARC	185g	M		1			3	2	3	14	8	4		3	3	2			43	44	2	9	1			
		F			2		1			4	2	3				1			13							
OTHER/NON-NARC	185h	M																		2						
		F			1					1									2							
GAMBLING	19	M																								
		F																								
BOOKMAKING	19a	M																								
		F																								
NUMBERS	19b	M																								
		F																								
OTHER GAMBLING	19c	M																								
		F																								
FAMILY/CHILD	20	M	1					1		1				2					5	6	1	2				
		F								1	1	2							4							

AGE, SEX AND RACE OF PERSONS ARRESTED
18 Years of age and over

CLASSIFICATIONS OF OFFENSES	UCR	SEX	AGE																	TOT	RACE				
			18	19	20	21	22	23	24	25-29	30-34	35-39	40-44	45-49	50-54	55-59	60-64	65 OV	WHT		BLK	IND	ASN	PAC	
DRIVING INFLUENCE	21	M	9	9	11	20	21	16	20	88	90	59	50	46	45	31	23	21	559	564	21	184	10		
		F	2	4	7	8	8	5	12	47	35	27	16	23	13	8	4	1	220						
LIQUOR LAWS	22	M	4	11	6	1	4		1	3	1	4	1		1		2		39	17	3	34	1		
		F	7	2	1	1				1			1		1	1		1	16						
DRUNKENNESS	23	M					1			1	3	1		1				1	8	3	1	5			
		F						1											1						
DISORDERLY CONDUCT	24	M		3		3	2			9	9	5	4	1	1	5			42	26		25	2		
		F				1			1	1	5	1	1	1					11						
VAGRANCY	25	M									1			1					2	1		2			
		F													1				1						
ALL OTHER	26	M	24	35	44	39	51	46	62	288	266	224	178	195	176	183	139	138	2088	1821	47	383	109	17	
		F	4	5	6	8	11	9	10	52	54	26	14	22	22	21	13	12	289						
SUSPICION	27	M																							
		F																							
HUMAN TRAFFICKING/COMMERCIAL SEX ACTS	30	M									1	1	1						3	1	2				
		F																							
HUMAN TRAFFICKING/INVOLUNTARY SERVITUDE	31	M																							
		F																							
TOTAL BY SEX		M	75	115	111	114	149	119	154	763	685	510	375	348	316	277	184	178	4473	3555	143	1620	145	20	
		F	25	18	29	26	38	41	44	198	175	121	67	78	60	46	27	17	1010						
GRAND TOTAL			100	133	140	140	187	160	198	961	860	631	442	426	376	323	211	195	5483	3555	143	1620	145	20	

AGE, SEX AND RACE OF PERSONS ARRESTED
under 18 Years of age

CLASSIFICATIONS OF OFFENSES	UCR	SEX	AGE							TOT	RACE				
			Under 10	10-12	13-14	15	16	17	WHT		BLK	IND	ASN	PAC	
			MURDER/NONNEG MANSLAUGHTER	01A	M		1	1			3	1	6	5	1
		F													
MANSLAUGHTER BY NEGLIGENCE	01B	M													
		F													
RAPE	02	M			5	2	2		9	2		6		1	
		F													
ROBBERY	03	M						1	1		1		1		
		F				1			1						
AGGRAVATED ASSAULT	04	M	3	4	10	2	8	14	41	16	1	31			
		F			2	1	3	1	7						
BURGLARY	05	M	1	3	18	5	9	11	47	10	2	41			
		F			2	1	1	2	6						
LARCENY	06	M		4	4	5	4	8	25	19	1	14			
		F		3		4		2	9						
MOTOR VEHICLE THEFT	07	M		1	7	3	4	5	20	14		11			
		F			1		3	1	5						
OTHER ASSAULTS	08	M		4	14	15	11	13	57	44	2	31			
		F			7	4	5	4	20						
ARSON	09	M		3	1	1	5	1	11	6		7			
		F			1	1			2						
FORGERY	10	M													
		F													
FRAUD	11	M			1			1	2	1		1			
		F													
EMBEZZLEMENT	12	M													
		F													
STOLEN PROPERTY	13	M													
		F													
VANDALISM	14	M			3	4	2	2	11	6		6			
		F						1	1						
WEAPONS	15	M			1			3	4	4					
		F													
PROSTITUTION	16	M													
		F													
PROSTITUTION	16a	M													
		F													

AGE, SEX AND RACE OF PERSONS ARRESTED
under 18 Years of age

CLASSIFICATIONS OF OFFENSES	UCR	SEX	AGE							TOT	RACE								
			Under 10	10-12	13-14	15	16	17	WHT		BLK	IND	ASN	PAC					
			ASSISTING OR PROMOTING PROSTITUTION	16b	M														
		F																	
PURCHASING PROSTITUTION	16c	M																	
		F																	
SEX OFFENSES	17	M	1	3	2	2			8	4			7						
		F			1			2	3										
DRUG/SALE/MAN	180	M						1	1				1						
		F																	
NARCOTICS	180a	M																	
		F																	
MARIJUANA	180b	M						1	1				1						
		F																	
SYNTHETIC NARC	180c	M																	
		F																	
OTHER/NON-NARC	180d	M																	
		F																	
DRUG/POSSESSION	185	M						2	2	3			1						
		F			1		1		2										
NARCOTICS	185e	M																	
		F																	
MARIJUANA	185f	M						2	2	3			1						
		F			1		1		2										
SYNTHETIC NARC	185g	M																	
		F																	
OTHER/NON-NARC	185h	M																	
		F																	
GAMBLING	19	M																	
		F																	
BOOKMAKING	19a	M																	
		F																	
NUMBERS	19b	M																	
		F																	
OTHER GAMBLING	19c	M																	
		F																	
FAMILY/CHILD	20	M																	
		F																	

AGE, SEX AND RACE OF PERSONS ARRESTED
under 18 Years of age

CLASSIFICATIONS OF OFFENSES	UCR	SEX	AGE						TOT	RACE				
			Under 10	10-12	13-14	15	16	17		WHT	BLK	IND	ASN	PAC
			DRIVING INFLUENCE	21	M						1	7	8	8
		F					2	2	4					
LIQUOR LAWS	22	M				1	1	3	5	5		1		
		F						1	1					
DRUNKENNESS	23	M												
		F												
DISORDERLY CONDUCT	24	M												
		F												
VAGRANCY	25	M												
		F												
ALL OTHER	26	M	1			2	12	16	31	26		8	3	
		F		1		2		3	6					
SUSPICION	27	M												
		F												
CURFEW	28	M												
		F												
RUN-AWAYS	29	M												
		F												
HUMAN TRAFFICKING/COMMERCIAL SEX ACTS	30	M												
		F												
HUMAN TRAFFICKING/INVOLUNTARY SERVITUDE	31	M												
		F												
TOTAL BY SEX		M	6	23	67	42	62	89	289	173	8	170	4	1
		F		4	15	14	15	19	67					
GRAND TOTAL			6	27	82	56	77	108	356	173	8	170	4	1

MONTHLY RETURN OF ARSON OFFENSES KNOWN TO LAW ENFORCEMENT

1 PROPERTY CLASSIFICATION	2 Offenses Reported or Known to Police (Include Unfounded and attempts)	3 Unfounded, i.e. False or Baseless Complaints	4 Number of Actual Offenses (Column 2 Minus Column 3) (Include Attempts)	5 Total Offenses Cleared by Arrest or Exceptional Means (Include Column 6)	6 Number of Clearances Involving Only Persons Under 18 Years of Age	7 Offenses Where Structures Uninhabited, Abandoned, or not Normally in Use	8 Estimated Value of Property Damage
STRUCTURAL							
A. Single Occupancy Residential: Houses, Townhouses, Duplexes, etc.	14		14	6	2	1	\$91,575
B. Other Residential: Apartments, Tenements, Flats, Hotels, Motels, Inns, Dormitories, Boarding Houses, etc.	2		2	1	1	1	\$10,000
C. Storage: Barns, Garages, Warehouses, etc.	5		5	3	2	1	\$86,000
D. Industrial/Manufacturing:							
E. Other Commercial: Stores, Restaurants, Offices, etc.	2		2				\$75,000
F. Community/Public: Churches, Jails, Schools, Colleges, Hospitals, etc.	2		2	2	2	1	\$1,800,000
G. All Other Structure: Out Buildings, Monuments, Buildings Under Constructions, etc.	1		1	1			\$50,199
TOTAL STRUCTURAL	26		26	13	7	4	\$2,112,774
MOBILE							
H. Motor Vehicles: Automobiles, Trucks, Buses, Motorcycles, etc. UCR Definition	14		14	3			\$3,102
I. Other Mobile Property: Trailers, Recreational Vehicles, Airplanes, Boats, etc.	1		1				
TOTAL MOBILE	15		15	3			\$3,102
OTHER							
J. TOTAL OTHER Crops, Timber, Fences, Signs, etc.	2		2				\$500
TOTAL OTHER	2		2				\$500
GRAND TOTAL	43		43	16	7	4	\$2,116,376

HUMAN TRAFFICKING OFFENSES

(1) Human Trafficking Classification	(2) Offenses Reported	(3) Unfounded Offenses	(4) Actual Offenses	(5) Offenses Cleared	(6) Juveniles Only
Commercial Sex Acts	7		7	7	
Involuntary Servitude					
GRAND TOTAL	7		7	7	

RETURN A - MONTHLY RETURN OF OFFENSES KNOWN TO POLICE

(1) Classification of Offense	(2) Offenses Reported	(3) Unfounded Offenses	(4) Actual Offenses	(5) Offenses Cleared	(6) Juveniles Only
CRIMINAL HOMICIDE					
MURDER/NONNEG MANSLAUGHTER					
MANSLAUGHTER BY NEGLIGENCE					
TOTAL					
RAPE					
RAPE					
ATTEMPTS TO COMMIT RAPE					
TOTAL					
ROBBERY					
FIREARM					
KNIFE/CUTTING INSTRUMENT					
OTHER DANGEROUS WEAPON					
STRONG-ARM (HANDS, FISTS)					
TOTAL					
ASSAULT					
FIREARM					
KNIFE OR CUTTING INSTRUMENT					
OTHER DANGEROUS WEAPON					
HANDS, FIST, FEET, AGGRAVATED					
OTHER ASSAULTS - SIMPLE	18	4	14	11	
TOTAL	18	4	14	11	
BURGLARY					
FORCIBLE ENTRY	7	3	4		
UNLAWFUL ENTRY - NO FORCE	1	1			
ATTEMPTED FORCIBLE ENTRY					
TOTAL	8	4	4		
LARCENY-THEFT					
THEFT (EX MOTOR VEHICLE)	15	4	11	4	
TOTAL	15	4	11	4	
MOTOR VEHICLE THEFT					
AUTOS	6		6	1	
TRUCKS AND BUSES					
OTHER VEHICLES					
TOTAL	6		6	1	
GRAND TOTAL	47	12	35	16	

PROPERTY STOLEN BY CLASSIFICATION

CLASSIFICATION OF OFFENSES	NUMBER ACTUAL OFFENSES	VALUE OF PROPERTY STOLEN
MURDER/NONNEG MANSLAUGHTER		
RAPE		
ROBBERY		
HIGHWAY (STREET, ALLEYS, ETC.)		
COMMERCIAL HOUSE		
GAS OR SERVICE STATION		
CONVENIENCE STORE		
RESIDENCE		
BANK		
MISCELLANEOUS		
TOTAL ROBBERY		
BURGLARY		
RESIDENCE (DWELLING)		
NIGHT (6PM-6AM)		
DAY (6AM-6PM)	3	
UNKNOWN		
NON-RESIDENCE (STORE ETC.)		
NIGHT (6PM-6AM)		
DAY (6AM-6PM)	1	\$ 14,000
UNKNOWN		
TOTAL BURGLARY	4	\$ 14,000
LARCENY-THEFT		
\$200 AND OVER	6	\$ 11,750
\$50 TO \$200	2	\$ 111
UNDER \$50	3	\$ 50
TOTAL	11	\$ 11,911
6X. NATURE OF LARCENIES UNDER ITEM 6		
POCKET-PICKING		
PURSE-SNATCHING		
SHOPLIFTING		
FROM MOTOR VEHICLE		
MOTOR VEHICLE PARTS & ACCESSORIES		
BICYCLES		
FROM BUILDING(EX C&H)	1	\$ 20
FROM COIN-OP MACHINES		
ALL OTHER	10	\$ 11,891
TOTAL LARCENY	11	\$ 11,911
MOTOR VEHICLE THEFT	6	\$ 30,000
STOLEN & RECOVERED LOCALLY		
STOLEN LOCALLY & RECOVERED OTHER		
TOTAL STOLEN OTHER & RECOVERED LOCAL		
STOLEN IN OTHER JURIS & RECOVERED LOCALLY		
TOTAL MOTOR VEHICLE THEFT	6	\$ 30,000
GRAND TOTAL	21	\$ 55,911

PROPERTY BY TYPE AND VALUE

Type of Property (1)	Monetary Value of Property Stolen in Your Jurisdiction	
	STOLEN (2)	RECOVERED (3)
CURRENCY, NOTES, ETC.	\$ 10,250	\$ 2,250
JEWELRY & PRECIOUS METALS	\$ 500	
CLOTHING AND FURS		
LOCALLY STOLEN MOTOR VEHICLE	\$ 30,000	\$ 29,000
OFFICE EQUIPMENT		
TV, RADIOS, CAMERAS, ETC.	\$ 14,000	\$ 2,000
FIREARMS		
HOUSEHOLD GOODS	\$ 81	\$ 30
CONSUMABLE GOODS	\$ 60	\$ 60
LIVESTOCK		
MISCELLANEOUS	\$ 1,020	\$ 1,820
GRAND TOTAL	\$ 55,911	\$ 35,160

AGE, SEX AND RACE OF PERSONS ARRESTED
18 Years of age and over

CLASSIFICATIONS OF OFFENSES	UCR	SEX	AGE													TOT	RACE							
			18	19	20	21	22	23	24	25-29	30-34	35-39	40-44	45-49	50-54		55-59	60-64	65 OV	WHT	BLK	IND	ASN	PAC
MURDER/NONNEG MANSLAUGHTER	01A	M																						
		F																						
MANSLAUGHTER BY NEGLIGENCE	01B	M																						
		F																						
RAPE	02	M																						
		F																						
ROBBERY	03	M																						
		F																						
AGGRAVATED ASSAULT	04	M																						
		F																						
BURGLARY	05	M									1										1			
		F																						
LARCENY	06	M									1		1							1		2		
		F									1													
MOTOR VEHICLE THEFT	07	M											1							1				
		F																						
OTHER ASSAULTS	08	M									3	2	2				1			4		5		
		F															1							
ARSON	09	M																						
		F																						
FORGERY	10	M																						
		F																						
FRAUD	11	M																						
		F																						
EMBEZZLEMENT	12	M																						
		F																						
STOLEN PROPERTY	13	M																						
		F																						
VANDALISM	14	M		1																		1		
		F																						
WEAPONS	15	M																						
		F																						
PROSTITUTION	16	M																						
		F																						
PROSTITUTION	16a	M																						
		F																						

AGE, SEX AND RACE OF PERSONS ARRESTED
18 Years of age and over

CLASSIFICATIONS OF OFFENSES	UCR	SEX	AGE														TOT	RACE						
			18	19	20	21	22	23	24	25-29	30-34	35-39	40-44	45-49	50-54	55-59		60-64	65 OV	WHT	BLK	IND	ASN	PAC
ASSISTING OR PROMOTING PROSTITUTION	16b	M																						
		F																						
PURCHASING PROSTITUTION	16c	M																						
		F																						
SEX OFFENSES	17	M																						
		F																						
DRUG/SALE/MAN	180	M									1	1									2	2		
		F																						
NARCOTICS	180a	M									1	1									2	2		
		F																						
MARIJUANA	180b	M																						
		F																						
SYNTHETIC NARC	180c	M																						
		F																						
OTHER/NON-NARC	180d	M																						
		F																						
DRUG/POSSESSION	185	M																						
		F																						
NARCOTICS	185e	M																						
		F																						
MARIJUANA	185f	M																						
		F																						
SYNTHETIC NARC	185g	M																						
		F																						
OTHER/NON-NARC	185h	M																						
		F																						
GAMBLING	19	M																						
		F																						
BOOKMAKING	19a	M																						
		F																						
NUMBERS	19b	M																						
		F																						
OTHER GAMBLING	19c	M																						
		F																						
FAMILY/CHILD	20	M																						
		F																						

AGE, SEX AND RACE OF PERSONS ARRESTED
18 Years of age and over

CLASSIFICATIONS OF OFFENSES	UCR	SEX	AGE														TOT	RACE							
			18	19	20	21	22	23	24	25-29	30-34	35-39	40-44	45-49	50-54	55-59		60-64	65 OV	WHT	BLK	IND	ASN	PAC	
DRIVING INFLUENCE	21	M									1		1	2	2	1				7	5		4		
		F											2							2					
LIQUOR LAWS	22	M			1							1							2	1		1			
		F																							
DRUNKENNESS	23	M																							
		F																							
DISORDERLY CONDUCT	24	M											1						1	1		1			
		F										1								1					
VAGRANCY	25	M																							
		F																							
ALL OTHER	26	M					1	1		1	1	1							5	8		1			
		F					3			1									4						
SUSPICION	27	M																							
		F																							
HUMAN TRAFFICKING/COMMERCIAL SEX ACTS	30	M																							
		F																							
HUMAN TRAFFICKING/INVOLUNTARY SERVITUDE	31	M																							
		F																							
TOTAL BY SEX		M		1	1		1	1		3	8	6	5	2	1	1			30	23		15	1		
		F					3			1	2		2			1			9						
GRAND TOTAL				1	1		4	1		4	10	6	7	2	1	2		39	23		15	1			

AGE, SEX AND RACE OF PERSONS ARRESTED
under 18 Years of age

CLASSIFICATIONS OF OFFENSES	UCR	SEX	AGE						TOT	RACE				
			Under 10	10-12	13-14	15	16	17		WHT	BLK	IND	ASN	PAC
MURDER/NONNEG MANSLAUGHTER	01A	M												
		F												
MANSLAUGHTER BY NEGLIGENCE	01B	M												
		F												
RAPE	02	M												
		F												
ROBBERY	03	M												
		F												
AGGRAVATED ASSAULT	04	M												
		F												
BURGLARY	05	M												
		F												
LARCENY	06	M												
		F												
MOTOR VEHICLE THEFT	07	M												
		F												
OTHER ASSAULTS	08	M												
		F												
ARSON	09	M												
		F												
FORGERY	10	M												
		F												
FRAUD	11	M												
		F												
EMBEZZLEMENT	12	M												
		F												
STOLEN PROPERTY	13	M												
		F												
VANDALISM	14	M												
		F												
WEAPONS	15	M												
		F												
PROSTITUTION	16	M												
		F												
PROSTITUTION	16a	M												
		F												

AGE, SEX AND RACE OF PERSONS ARRESTED
under 18 Years of age

CLASSIFICATIONS OF OFFENSES	UCR	SEX	AGE						TOT	RACE				
			Under 10	10-12	13-14	15	16	17		WHT	BLK	IND	ASN	PAC
ASSISTING OR PROMOTING PROSTITUTION	16b	M												
		F												
PURCHASING PROSTITUTION	16c	M												
		F												
SEX OFFENSES	17	M												
		F												
DRUG/SALE/MAN	180	M												
		F												
NARCOTICS	180a	M												
		F												
MARIJUANA	180b	M												
		F												
SYNTHETIC NARC	180c	M												
		F												
OTHER/NON-NARC	180d	M												
		F												
DRUG/POSSESSION	185	M												
		F												
NARCOTICS	185e	M												
		F												
MARIJUANA	185f	M												
		F												
SYNTHETIC NARC	185g	M												
		F												
OTHER/NON-NARC	185h	M												
		F												
GAMBLING	19	M												
		F												
BOOKMAKING	19a	M												
		F												
NUMBERS	19b	M												
		F												
OTHER GAMBLING	19c	M												
		F												
FAMILY/CHILD	20	M												
		F												

AGE, SEX AND RACE OF PERSONS ARRESTED
under 18 Years of age

CLASSIFICATIONS OF OFFENSES	UCR	SEX	AGE						TOT	RACE				
			Under 10	10-12	13-14	15	16	17		WHT	BLK	IND	ASN	PAC
DRIVING INFLUENCE	21	M												
		F												
LIQUOR LAWS	22	M												
		F												
DRUNKENNESS	23	M												
		F												
DISORDERLY CONDUCT	24	M												
		F												
VAGRANCY	25	M												
		F												
ALL OTHER	26	M												
		F												
SUSPICION	27	M												
		F												
CURFEW	28	M												
		F												
RUN-AWAYS	29	M												
		F												
HUMAN TRAFFICKING/COMMERCIAL SEX ACTS	30	M												
		F												
HUMAN TRAFFICKING/INVOLUNTARY SERVITUDE	31	M												
		F												
TOTAL BY SEX		M												
		F												
GRAND TOTAL														

RETURN A - MONTHLY RETURN OF OFFENSES KNOWN TO POLICE

(1) Classification of Offense	(2) Offenses Reported	(3) Unfounded Offenses	(4) Actual Offenses	(5) Offenses Cleared	(6) Juveniles Only
CRIMINAL HOMICIDE					
MURDER/NONNEG MANSLAUGHTER					
MANSLAUGHTER BY NEGLIGENCE					
TOTAL					
RAPE					
RAPE	36	1	35	4	4
ATTEMPTS TO COMMIT RAPE	2		2	1	
TOTAL	38	1	37	5	4
ROBBERY					
FIREARM	1		1	1	
KNIFE/CUTTING INSTRUMENT	2		2		
OTHER DANGEROUS WEAPON					
STRONG-ARM (HANDS, FISTS)	12	2	10	4	
TOTAL	15	2	13	5	
ASSAULT					
FIREARM	19	1	18	17	3
KNIFE OR CUTTING INSTRUMENT	40	9	31	17	8
OTHER DANGEROUS WEAPON	38	6	32	15	1
HANDS, FIST, FEET, AGGRAVATED	10		10	7	
OTHER ASSAULTS - SIMPLE	818	167	651	255	5
TOTAL	925	183	742	311	17
BURGLARY					
FORCIBLE ENTRY	40	4	36	14	3
UNLAWFUL ENTRY - NO FORCE	15	2	13	6	
ATTEMPTED FORCIBLE ENTRY					
TOTAL	55	6	49	20	3
LARCENY-THEFT					
THEFT (EX MOTOR VEHICLE)	120	4	116	21	4
TOTAL	120	4	116	21	4
MOTOR VEHICLE THEFT					
AUTOS	31	1	30	3	
TRUCKS AND BUSES					
OTHER VEHICLES	24	2	22	3	1
TOTAL	55	3	52	6	1
GRAND TOTAL	1208	199	1009	368	29

PROPERTY STOLEN BY CLASSIFICATION

CLASSIFICATION OF OFFENSES	NUMBER ACTUAL OFFENSES	VALUE OF PROPERTY STOLEN
MURDER/NONNEG MANSLAUGHTER		
RAPE	37	
ROBBERY		
HIGHWAY (STREET, ALLEYS, ETC.)	3	\$ 1,200
COMMERCIAL HOUSE	1	\$ 600
GAS OR SERVICE STATION		
CONVENIENCE STORE		
RESIDENCE	2	\$ 975
BANK		
MISCELLANEOUS	7	\$ 1,320
TOTAL ROBBERY	13	\$ 4,095
BURGLARY		
RESIDENCE (DWELLING)		
NIGHT (6PM-6AM)	12	\$ 10,396
DAY (6AM-6PM)	6	\$ 25,919
UNKNOWN	4	\$ 1,290
NON-RESIDENCE (STORE ETC.)		
NIGHT (6PM-6AM)	23	\$ 30,856
DAY (6AM-6PM)	2	\$ 50
UNKNOWN	2	\$ 850
TOTAL BURGLARY	49	\$ 69,361
LARCENY-THEFT		
\$200 AND OVER	67	\$ 86,340
\$50 TO \$200	34	\$ 3,339
UNDER \$50	15	\$ 398
TOTAL	116	\$ 90,077
6X. NATURE OF LARCENIES UNDER ITEM 6		
POCKET-PICKING	2	\$ 500
PURSE-SNATCHING		
SHOPLIFTING	7	\$ 905
FROM MOTOR VEHICLE	9	\$ 4,596
MOTOR VEHICLE PARTS & ACCESSORIES	3	\$ 1,200
BICYCLES	10	\$ 2,150
FROM BUILDING(EX C&H)	44	\$ 18,188
FROM COIN-OP MACHINES	5	\$ 1,564
ALL OTHER	36	\$ 60,974
TOTAL LARCENY	116	\$ 90,077
MOTOR VEHICLE THEFT	52	\$ 360,200
STOLEN & RECOVERED LOCALLY	32	\$ 189,400
STOLEN LOCALLY & RECOVERED OTHER		
TOTAL STOLEN OTHER & RECOVERED LOCAL	32	\$ 189,400
STOLEN IN OTHER JURIS & RECOVERED LOCALLY		
TOTAL MOTOR VEHICLE THEFT	52	\$ 360,200
GRAND TOTAL	267	\$ 523,733

PROPERTY BY TYPE AND VALUE

Type of Property (1)	Monetary Value of Property Stolen in Your Jurisdiction	
	STOLEN (2)	RECOVERED (3)
CURRENCY, NOTES, ETC.	\$ 4,520	\$ 156
JEWELRY & PRECIOUS METALS	\$ 10,480	
CLOTHING AND FURS	\$ 6,920	\$ 980
LOCALLY STOLEN MOTOR VEHICLE	\$ 365,200	\$ 351,200
OFFICE EQUIPMENT	\$ 16,980	\$ 2,060
TV, RADIOS, CAMERAS, ETC.	\$ 5,790	\$ 1,705
FIREARMS	\$ 22,150	\$ 12,200
HOUSEHOLD GOODS	\$ 2,540	\$ 300
CONSUMABLE GOODS	\$ 5,349	\$ 1,979
LIVESTOCK		
MISCELLANEOUS	\$ 83,804	\$ 64,677
GRAND TOTAL	\$ 523,733	\$ 435,257

LAW ENFORCEMENT OFFICERS KILLED OR ASSAULTED

Type of activity	Total assaults by weapon	Type of Weapon				Type of Assignment						Officer assaults cleared	
		Firearm	Knife or other cutting instrument	Other dangerous weapon	Hands, fists, feet, etc.	Two-officer vehicle	One-officer vehicle		Detective or special assign.		Other		
							Alone	Asst	Alone	Ast	Alone		Asst
A	B	C	D	E	F	G	H	I	J	K	L	M	
1. Responding to disturbance calls (family quarrels, person with firearm, etc.)	14				14		8	6					14
2. Burglaries in progress or pursuing burglary suspects													
3. Robberies in progress or pursuing robbery suspects													
4. Attempting other arrests													
5. Civil disorder (riot, mass disobedience, etc.)													
6. Handling, transporting, custody of prisoners													
7. Investigating suspicious persons or circumstances													
8. Ambush – no warning													
9. Mentally deranged													
10. Traffic pursuits and stops													
11. All other	1				1		1						1
12. TOTAL (1-11)	15				15		9	6					15
13. Number with person injury	2				2								
14. Number without personal injury	13				13								

15. Time of assaults	12 AM	2 AM	4 AM	6 AM	8 AM	10 AM	NOON	2 PM	4 PM	6 PM	8 PM	10 PM	UNK
			4	1			1		1	2	3	3	

AGE, SEX AND RACE OF PERSONS ARRESTED
18 Years of age and over

CLASSIFICATIONS OF OFFENSES	UCR	SEX	AGE														TOT	RACE						
			18	19	20	21	22	23	24	25-29	30-34	35-39	40-44	45-49	50-54	55-59		60-64	65 OV	WHT	BLK	IND	ASN	PAC
MURDER/NONNEG MANSLAUGHTER	01A	M																						
		F																						
MANSLAUGHTER BY NEGLIGENCE	01B	M																						
		F																						
RAPE	02	M									1										1			
		F																						
ROBBERY	03	M							1	2	1										5			
		F									1													
AGGRAVATED ASSAULT	04	M					3		3	6	6	1	1	1	1						1	29		
		F							1	4	2					1							8	
BURGLARY	05	M					2		1	2	2											11		
		F								1	3												4	
LARCENY	06	M				1				2	3		1	1							1	12		
		F									4			1									5	
MOTOR VEHICLE THEFT	07	M	1						1						1						1	3		
		F					1																1	
OTHER ASSAULTS	08	M	1	2	2	8	5	4	7	29	31	12	10	7	3	1	1	1			3	161		
		F	1	1		3	3	2	5	7	9	5	1		2	1							40	
ARSON	09	M																				1		
		F								1													1	
FORGERY	10	M																						
		F																						
FRAUD	11	M												1								1		
		F																						
EMBEZZLEMENT	12	M																						
		F																						
STOLEN PROPERTY	13	M																						
		F																						
VANDALISM	14	M		1	1	1	1			4	2											12		
		F	1							1													2	
WEAPONS	15	M								1	1						1					3		
		F																						
PROSTITUTION	16	M																						
		F																						
PROSTITUTION	16a	M																						
		F																						

AGE, SEX AND RACE OF PERSONS ARRESTED
18 Years of age and over

CLASSIFICATIONS OF OFFENSES	UCR	SEX	AGE														TOT	RACE						
			18	19	20	21	22	23	24	25-29	30-34	35-39	40-44	45-49	50-54	55-59		60-64	65 OV	WHT	BLK	IND	ASN	PAC
ASSISTING OR PROMOTING PROSTITUTION	16b	M																						
		F																						
PURCHASING PROSTITUTION	16c	M																						
		F																						
SEX OFFENSES	17	M																			1			
		F																						
DRUG/SALE/MAN	180	M																						
		F																						
NARCOTICS	180a	M																						
		F																						
MARIJUANA	180b	M																						
		F																						
SYNTHETIC NARC	180c	M																						
		F																						
OTHER/NON-NARC	180d	M																						
		F																						
DRUG/POSSESSION	185	M																						
		F																						
NARCOTICS	185e	M																						
		F																						
MARIJUANA	185f	M																						
		F																						
SYNTHETIC NARC	185g	M																						
		F																						
OTHER/NON-NARC	185h	M																						
		F																						
GAMBLING	19	M																						
		F																						
BOOKMAKING	19a	M																						
		F																						
NUMBERS	19b	M																						
		F																						
OTHER GAMBLING	19c	M																						
		F																						
FAMILY/CHILD	20	M		1							1	6	1								9	2	8	
		F										1										1		

AGE, SEX AND RACE OF PERSONS ARRESTED
18 Years of age and over

CLASSIFICATIONS OF OFFENSES	UCR	SEX	AGE														TOT	RACE						
			18	19	20	21	22	23	24	25-29	30-34	35-39	40-44	45-49	50-54	55-59		60-64	65 OV	WHT	BLK	IND	ASN	PAC
			DRIVING INFLUENCE	21	M			5	1	1		1	8	9	4	2		3	1	2			37	1
		F				3			1	1	6	1	2	1	2				17					
LIQUOR LAWS	22	M	2							2									4			4		
		F																						
DRUNKENNESS	23	M																						
		F																						
DISORDERLY CONDUCT	24	M		3			1	1	2	3	6	1	1	2		2			22	3	1	25		
		F			2	2				2	1								7					
VAGRANCY	25	M																						
		F																						
ALL OTHER	26	M	1		2	3	4	2	1	6	13	3	5	5	4	2			51	2		67		
		F		2		1				5	3	2	1	1	3				18					
SUSPICION	27	M																						
		F																						
HUMAN TRAFFICKING/COMMERCIAL SEX ACTS	30	M																						
		F																						
HUMAN TRAFFICKING/INVOLUNTARY SERVITUDE	31	M																						
		F																						
TOTAL BY SEX		M	5	7	10	14	17	7	17	66	81	23	21	19	10	8	1	1	307	14	1	397		
		F	2	3	2	10	3	3	8	26	24	10	3	4	5	2			105					
GRAND TOTAL			7	10	12	24	20	10	25	92	105	33	24	23	15	10	1	1	412	14	1	397		

AGE, SEX AND RACE OF PERSONS ARRESTED
under 18 Years of age

CLASSIFICATIONS OF OFFENSES	UCR	SEX	AGE						TOT	RACE					
			Under 10	10-12	13-14	15	16	17		WHT	BLK	IND	ASN	PAC	
MURDER/NONNEG MANSLAUGHTER	01A	M													
		F													
MANSLAUGHTER BY NEGLIGENCE	01B	M													
		F													
RAPE	02	M					1		1				1		
		F													
ROBBERY	03	M													
		F													
AGGRAVATED ASSAULT	04	M		2	1	1	1	2	7				8		
		F						1	1						
BURGLARY	05	M			1	1			2				3		
		F		1					1						
LARCENY	06	M	1						1				3		
		F		1				1	2						
MOTOR VEHICLE THEFT	07	M					1		1				1		
		F													
OTHER ASSAULTS	08	M			2				2				4		
		F		1				1	2						
ARSON	09	M													
		F													
FORGERY	10	M													
		F													
FRAUD	11	M													
		F													
EMBEZZLEMENT	12	M													
		F													
STOLEN PROPERTY	13	M													
		F													
VANDALISM	14	M													
		F													
WEAPONS	15	M													
		F													
PROSTITUTION	16	M													
		F													
PROSTITUTION	16a	M													
		F													

AGE, SEX AND RACE OF PERSONS ARRESTED
under 18 Years of age

CLASSIFICATIONS OF OFFENSES	UCR	SEX	AGE						TOT	RACE				
			Under 10	10-12	13-14	15	16	17		WHT	BLK	IND	ASN	PAC
			ASSISTING OR PROMOTING PROSTITUTION	16b	M									
		F												
PURCHASING PROSTITUTION	16c	M												
		F												
SEX OFFENSES	17	M												
		F												
DRUG/SALE/MAN	180	M												
		F												
NARCOTICS	180a	M												
		F												
MARIJUANA	180b	M												
		F												
SYNTHETIC NARC	180c	M												
		F												
OTHER/NON-NARC	180d	M												
		F												
DRUG/POSSESSION	185	M			1			1			1			
		F												
NARCOTICS	185e	M												
		F												
MARIJUANA	185f	M			1			1			1			
		F												
SYNTHETIC NARC	185g	M												
		F												
OTHER/NON-NARC	185h	M												
		F												
GAMBLING	19	M												
		F												
BOOKMAKING	19a	M												
		F												
NUMBERS	19b	M												
		F												
OTHER GAMBLING	19c	M												
		F												
FAMILY/CHILD	20	M												
		F												

AGE, SEX AND RACE OF PERSONS ARRESTED
under 18 Years of age

CLASSIFICATIONS OF OFFENSES	UCR	SEX	AGE						TOT	RACE				
			Under 10	10-12	13-14	15	16	17		WHT	BLK	IND	ASN	PAC
			DRIVING INFLUENCE	21	M									
		F						1	1					
LIQUOR LAWS	22	M												
		F												
DRUNKENNESS	23	M												
		F												
DISORDERLY CONDUCT	24	M												
		F												
VAGRANCY	25	M												
		F												
ALL OTHER	26	M												
		F												
SUSPICION	27	M												
		F												
CURFEW	28	M												
		F												
RUN-AWAYS	29	M												
		F												
HUMAN TRAFFICKING/COMMERCIAL SEX ACTS	30	M												
		F												
HUMAN TRAFFICKING/INVOLUNTARY SERVITUDE	31	M												
		F												
TOTAL BY SEX		M	1	2	5	2	3	2	15			22		
		F		3			2	2	7					
GRAND TOTAL			1	5	5	2	5	4	22			22		

MONTHLY RETURN OF ARSON OFFENSES KNOWN TO LAW ENFORCEMENT

1 PROPERTY CLASSIFICATION	2 Offenses Reported or Known to Police (Include Unfounded and attempts)	3 Unfounded, i.e. False or Baseless Complaints	4 Number of Actual Offenses (Column 2 Minus Column 3) (Include Attempts)	5 Total Offenses Cleared by Arrest or Exceptional Means (Include Column 6)	6 Number of Clearances Involving Only Persons Under 18 Years of Age	7 Offenses Where Structures Uninhabited, Abandoned, or not Normally in Use	8 Estimated Value of Property Damage
STRUCTURAL							
A. Single Occupancy Residential: Houses, Townhouses, Duplexes, etc.							
B. Other Residential: Apartments, Tenements, Flats, Hotels, Motels, Inns, Dormitories, Boarding Houses, etc.							
C. Storage: Barns, Garages, Warehouses, etc.							
D. Industrial/Manufacturing:							
E. Other Commercial: Stores, Restaurants, Offices, etc.							
F. Community/Public: Churches, Jails, Schools, Colleges, Hospitals, etc.	1		1			1	\$500
G. All Other Structure: Out Buildings, Monuments, Buildings Under Constructions, etc.							
TOTAL STRUCTURAL	1		1			1	\$500
MOBILE							
H. Motor Vehicles: Automobiles, Trucks, Buses, Motorcycles, etc. UCR Definition	2		2	1			\$10,000
I. Other Mobile Property: Trailers, Recreational Vehicles, Airplanes, Boats, etc.							
TOTAL MOBILE	2		2	1			\$10,000
OTHER							
J. TOTAL OTHER Crops, Timber, Fences, Signs, etc.							
TOTAL OTHER							
GRAND TOTAL	3		3	1		1	\$10,500

RETURN A - MONTHLY RETURN OF OFFENSES KNOWN TO POLICE

(1) Classification of Offense	(2) Offenses Reported	(3) Unfounded Offenses	(4) Actual Offenses	(5) Offenses Cleared	(6) Juveniles Only
CRIMINAL HOMICIDE					
MURDER/NONNEG MANSLAUGHTER					
MANSLAUGHTER BY NEGLIGENCE	1		1	1	
TOTAL	1		1	1	
RAPE					
RAPE					
ATTEMPTS TO COMMIT RAPE					
TOTAL					
ROBBERY					
FIREARM					
KNIFE/CUTTING INSTRUMENT					
OTHER DANGEROUS WEAPON					
STRONG-ARM (HANDS, FISTS)					
TOTAL					
ASSAULT					
FIREARM					
KNIFE OR CUTTING INSTRUMENT					
OTHER DANGEROUS WEAPON	2		2	2	
HANDS, FIST, FEET, AGGRAVATED	3		3	3	1
OTHER ASSAULTS - SIMPLE	7		7	7	
TOTAL	12		12	12	1
BURGLARY					
FORCIBLE ENTRY	2		2	1	
UNLAWFUL ENTRY - NO FORCE					
ATTEMPTED FORCIBLE ENTRY	1		1		
TOTAL	3		3	1	
LARCENY-THEFT					
THEFT (EX MOTOR VEHICLE)	23	2	21	1	
TOTAL	23	2	21	1	
MOTOR VEHICLE THEFT					
AUTOS	2	1	1		
TRUCKS AND BUSES					
OTHER VEHICLES	1		1		
TOTAL	3	1	2		
GRAND TOTAL	42	3	39	15	1

PROPERTY STOLEN BY CLASSIFICATION

CLASSIFICATION OF OFFENSES	NUMBER ACTUAL OFFENSES	VALUE OF PROPERTY STOLEN
MURDER/NONNEG MANSLAUGHTER		
RAPE		
ROBBERY		
HIGHWAY (STREET, ALLEYS, ETC.)		
COMMERCIAL HOUSE		
GAS OR SERVICE STATION		
CONVENIENCE STORE		
RESIDENCE		
BANK		
MISCELLANEOUS		
TOTAL ROBBERY		
BURGLARY		
RESIDENCE (DWELLING)		
NIGHT (6PM-6AM)	1	
DAY (6AM-6PM)	1	
UNKNOWN		
NON-RESIDENCE (STORE ETC.)		
NIGHT (6PM-6AM)		
DAY (6AM-6PM)	1	
UNKNOWN		
TOTAL BURGLARY	3	
LARCENY-THEFT		
\$200 AND OVER	19	\$ 37,180
\$50 TO \$200	2	\$ 318
UNDER \$50		
TOTAL	21	\$ 37,498
6X. NATURE OF LARCENIES UNDER ITEM 6		
POCKET-PICKING		
PURSE-SNATCHING		
SHOPLIFTING		
FROM MOTOR VEHICLE	5	\$ 3,018
MOTOR VEHICLE PARTS & ACCESSORIES		
BICYCLES		
FROM BUILDING(EX C&H)	9	\$ 12,755
FROM COIN-OP MACHINES		
ALL OTHER	7	\$ 21,725
TOTAL LARCENY	21	\$ 37,498
MOTOR VEHICLE THEFT	2	\$ 5,500
STOLEN & RECOVERED LOCALLY		
STOLEN LOCALLY & RECOVERED OTHER		
TOTAL STOLEN OTHER & RECOVERED LOCAL		
STOLEN IN OTHER JURIS & RECOVERED LOCALLY		
TOTAL MOTOR VEHICLE THEFT	2	\$ 5,500
GRAND TOTAL	26	\$ 42,998

PROPERTY BY TYPE AND VALUE

Type of Property (1)	Monetary Value of Property Stolen in Your Jurisdiction	
	STOLEN (2)	RECOVERED (3)
CURRENCY, NOTES, ETC.	\$ 1,020	
JEWELRY & PRECIOUS METALS	\$ 500	
CLOTHING AND FURS		
LOCALLY STOLEN MOTOR VEHICLE	\$ 5,500	\$ 5,500
OFFICE EQUIPMENT	\$ 800	
TV, RADIOS, CAMERAS, ETC.	\$ 1,835	
FIREARMS		
HOUSEHOLD GOODS		
CONSUMABLE GOODS	\$ 128	
LIVESTOCK		
MISCELLANEOUS	\$ 33,215	\$ 2,000
GRAND TOTAL	\$ 42,998	\$ 7,500

AGE, SEX AND RACE OF PERSONS ARRESTED
18 Years of age and over

CLASSIFICATIONS OF OFFENSES	UCR	SEX	AGE													TOT	RACE							
			18	19	20	21	22	23	24	25-29	30-34	35-39	40-44	45-49	50-54		55-59	60-64	65 OV	WHT	BLK	IND	ASN	PAC
MURDER/NONNEG MANSLAUGHTER	01A	M																						
		F																						
MANSLAUGHTER BY NEGLIGENCE	01B	M		1																				
		F																						
RAPE	02	M																						
		F																						
ROBBERY	03	M																						
		F																						
AGGRAVATED ASSAULT	04	M				1						3												
		F																						
BURGLARY	05	M										1												
		F																						
LARCENY	06	M									1													
		F													1									
MOTOR VEHICLE THEFT	07	M																						
		F																						
OTHER ASSAULTS	08	M									2	1	1		2									
		F									1													
ARSON	09	M																						
		F																						
FORGERY	10	M																						
		F																						
FRAUD	11	M																						
		F																						
EMBEZZLEMENT	12	M																						
		F																						
STOLEN PROPERTY	13	M																						
		F																						
VANDALISM	14	M				1						1												
		F										1												
WEAPONS	15	M																						
		F																						
PROSTITUTION	16	M																						
		F																						
PROSTITUTION	16a	M																						
		F																						

AGE, SEX AND RACE OF PERSONS ARRESTED
18 Years of age and over

CLASSIFICATIONS OF OFFENSES	UCR	SEX	AGE														TOT	RACE						
			18	19	20	21	22	23	24	25-29	30-34	35-39	40-44	45-49	50-54	55-59		60-64	65 OV	WHT	BLK	IND	ASN	PAC
ASSISTING OR PROMOTING PROSTITUTION	16b	M																						
		F																						
PURCHASING PROSTITUTION	16c	M																						
		F																						
SEX OFFENSES	17	M						1													1			
		F																						
DRUG/SALE/MAN	180	M																						
		F																						
NARCOTICS	180a	M																						
		F																						
MARIJUANA	180b	M																						
		F																						
SYNTHETIC NARC	180c	M																						
		F																						
OTHER/NON-NARC	180d	M																						
		F																						
DRUG/POSSESSION	185	M									2	2			1					5	4	1		
		F																						
NARCOTICS	185e	M									1	2								3	2	1		
		F																						
MARIJUANA	185f	M																						
		F																						
SYNTHETIC NARC	185g	M									1									1	1			
		F																						
OTHER/NON-NARC	185h	M													1					1	1			
		F																						
GAMBLING	19	M																						
		F																						
BOOKMAKING	19a	M																						
		F																						
NUMBERS	19b	M																						
		F																						
OTHER GAMBLING	19c	M																						
		F																						
FAMILY/CHILD	20	M																						
		F																						

AGE, SEX AND RACE OF PERSONS ARRESTED
18 Years of age and over

CLASSIFICATIONS OF OFFENSES	UCR	SEX	AGE													TOT	RACE									
			18	19	20	21	22	23	24	25-29	30-34	35-39	40-44	45-49	50-54		55-59	60-64	65 OV	WHT	BLK	IND	ASN	PAC		
DRIVING INFLUENCE	21	M						1			2	2			1	1	1				8	7			1	
		F																								
LIQUOR LAWS	22	M	1	3													1				5	4			1	
		F																								
DRUNKENNESS	23	M																								
		F																								
DISORDERLY CONDUCT	24	M																								
		F																								
VAGRANCY	25	M																								
		F																								
ALL OTHER	26	M		1		2	1			1	1	1		1					1		9	9			1	1
		F																	1	1	2					
SUSPICION	27	M																								
		F																								
HUMAN TRAFFICKING/COMMERCIAL SEX ACTS	30	M																								
		F																								
HUMAN TRAFFICKING/INVOLUNTARY SERVITUDE	31	M																								
		F																								
TOTAL BY SEX		M	1	5		4	1	2		6	11	4		4	2	2		1		43	38			8	2	
		F								1	1				1		1	1		5						
GRAND TOTAL			1	5		4	1	2		7	12	4		4	3	2	1	2	48	38			8	2		

AGE, SEX AND RACE OF PERSONS ARRESTED
under 18 Years of age

CLASSIFICATIONS OF OFFENSES	UCR	SEX	AGE						TOT	RACE					
			Under 10	10-12	13-14	15	16	17		WHT	BLK	IND	ASN	PAC	
MURDER/NONNEG MANSLAUGHTER	01A	M													
		F													
MANSLAUGHTER BY NEGLIGENCE	01B	M													
		F													
RAPE	02	M													
		F													
ROBBERY	03	M													
		F													
AGGRAVATED ASSAULT	04	M			1				1	1					
		F													
BURGLARY	05	M													
		F													
LARCENY	06	M													
		F													
MOTOR VEHICLE THEFT	07	M													
		F													
OTHER ASSAULTS	08	M													
		F													
ARSON	09	M													
		F													
FORGERY	10	M													
		F													
FRAUD	11	M													
		F													
EMBEZZLEMENT	12	M													
		F													
STOLEN PROPERTY	13	M													
		F													
VANDALISM	14	M		1					1	1					
		F													
WEAPONS	15	M													
		F													
PROSTITUTION	16	M													
		F													
PROSTITUTION	16a	M													
		F													

AGE, SEX AND RACE OF PERSONS ARRESTED
under 18 Years of age

CLASSIFICATIONS OF OFFENSES	UCR	SEX	AGE						TOT	RACE				
			Under 10	10-12	13-14	15	16	17		WHT	BLK	IND	ASN	PAC
ASSISTING OR PROMOTING PROSTITUTION	16b	M												
		F												
PURCHASING PROSTITUTION	16c	M												
		F												
SEX OFFENSES	17	M												
		F												
DRUG/SALE/MAN	180	M												
		F												
NARCOTICS	180a	M												
		F												
MARIJUANA	180b	M												
		F												
SYNTHETIC NARC	180c	M												
		F												
OTHER/NON-NARC	180d	M												
		F												
DRUG/POSSESSION	185	M												
		F												
NARCOTICS	185e	M												
		F												
MARIJUANA	185f	M												
		F												
SYNTHETIC NARC	185g	M												
		F												
OTHER/NON-NARC	185h	M												
		F												
GAMBLING	19	M												
		F												
BOOKMAKING	19a	M												
		F												
NUMBERS	19b	M												
		F												
OTHER GAMBLING	19c	M												
		F												
FAMILY/CHILD	20	M												
		F												

AGE, SEX AND RACE OF PERSONS ARRESTED
under 18 Years of age

CLASSIFICATIONS OF OFFENSES	UCR	SEX	AGE							TOT	RACE								
			Under 10	10-12	13-14	15	16	17	WHT		BLK	IND	ASN	PAC					
			DRIVING INFLUENCE	21	M														
		F																	
LIQUOR LAWS	22	M					1		1	1									
		F																	
DRUNKENNESS	23	M																	
		F																	
DISORDERLY CONDUCT	24	M																	
		F																	
VAGRANCY	25	M																	
		F																	
ALL OTHER	26	M						1	1	1									
		F																	
SUSPICION	27	M																	
		F																	
CURFEW	28	M																	
		F																	
RUN-AWAYS	29	M																	
		F																	
HUMAN TRAFFICKING/COMMERCIAL SEX ACTS	30	M																	
		F																	
HUMAN TRAFFICKING/INVOLUNTARY SERVITUDE	31	M																	
		F																	
TOTAL BY SEX		M		1	1			1	1	4	4								
		F																	
GRAND TOTAL				1	1			1	1	4	4								

RETURN A - MONTHLY RETURN OF OFFENSES KNOWN TO POLICE

(1) Classification of Offense	(2) Offenses Reported	(3) Unfounded Offenses	(4) Actual Offenses	(5) Offenses Cleared	(6) Juveniles Only
CRIMINAL HOMICIDE					
MURDER/NONNEG MANSLAUGHTER					
MANSLAUGHTER BY NEGLIGENCE					
TOTAL					
RAPE					
RAPE					
ATTEMPTS TO COMMIT RAPE					
TOTAL					
ROBBERY					
FIREARM					
KNIFE/CUTTING INSTRUMENT					
OTHER DANGEROUS WEAPON					
STRONG-ARM (HANDS, FISTS)					
TOTAL					
ASSAULT					
FIREARM					
KNIFE OR CUTTING INSTRUMENT					
OTHER DANGEROUS WEAPON					
HANDS, FIST, FEET, AGGRAVATED	2		2	1	
OTHER ASSAULTS - SIMPLE	24		24	19	
TOTAL	26		26	20	
BURGLARY					
FORCIBLE ENTRY					
UNLAWFUL ENTRY - NO FORCE	3		3	1	
ATTEMPTED FORCIBLE ENTRY					
TOTAL	3		3	1	
LARCENY-THEFT					
THEFT (EX MOTOR VEHICLE)	12		12	7	
TOTAL	12		12	7	
MOTOR VEHICLE THEFT					
AUTOS	1		1		
TRUCKS AND BUSES					
OTHER VEHICLES					
TOTAL	1		1		
GRAND TOTAL	42		42	28	

PROPERTY STOLEN BY CLASSIFICATION

CLASSIFICATION OF OFFENSES	NUMBER ACTUAL OFFENSES	VALUE OF PROPERTY STOLEN
MURDER/NONNEG MANSLAUGHTER		
RAPE		
ROBBERY		
HIGHWAY (STREET, ALLEYS, ETC.)		
COMMERCIAL HOUSE		
GAS OR SERVICE STATION		
CONVENIENCE STORE		
RESIDENCE		
BANK		
MISCELLANEOUS		
TOTAL ROBBERY		
BURGLARY		
RESIDENCE (DWELLING)		
NIGHT (6PM-6AM)	1	\$ 250
DAY (6AM-6PM)	1	
UNKNOWN		
NON-RESIDENCE (STORE ETC.)		
NIGHT (6PM-6AM)	1	
DAY (6AM-6PM)		
UNKNOWN		
TOTAL BURGLARY	3	\$ 250
LARCENY-THEFT		
\$200 AND OVER	5	\$ 2,600
\$50 TO \$200	1	\$ 82
UNDER \$50	6	\$ 20
TOTAL	12	\$ 2,702
6X. NATURE OF LARCENIES UNDER ITEM 6		
POCKET-PICKING	1	
PURSE-SNATCHING		
SHOPLIFTING		
FROM MOTOR VEHICLE		
MOTOR VEHICLE PARTS & ACCESSORIES	3	\$ 600
BICYCLES		
FROM BUILDING(EX C&H)	3	\$ 1,102
FROM COIN-OP MACHINES		
ALL OTHER	5	\$ 1,000
TOTAL LARCENY	12	\$ 2,702
MOTOR VEHICLE THEFT	1	
STOLEN & RECOVERED LOCALLY		
STOLEN LOCALLY & RECOVERED OTHER		
TOTAL STOLEN OTHER & RECOVERED LOCAL		
STOLEN IN OTHER JURIS & RECOVERED LOCALLY		
TOTAL MOTOR VEHICLE THEFT	1	
GRAND TOTAL	16	\$ 2,952

PROPERTY BY TYPE AND VALUE

Type of Property (1)	Monetary Value of Property Stolen in Your Jurisdiction	
	STOLEN (2)	RECOVERED (3)
CURRENCY, NOTES, ETC.	\$ 1,332	
JEWELRY & PRECIOUS METALS		
CLOTHING AND FURS		
LOCALLY STOLEN MOTOR VEHICLE		
OFFICE EQUIPMENT		
TV, RADIOS, CAMERAS, ETC.		
FIREARMS	\$ 600	
HOUSEHOLD GOODS		
CONSUMABLE GOODS		
LIVESTOCK		
MISCELLANEOUS	\$ 1,020	\$ 20
GRAND TOTAL	\$ 2,952	\$ 20

AGE, SEX AND RACE OF PERSONS ARRESTED
18 Years of age and over

CLASSIFICATIONS OF OFFENSES	UCR	SEX	AGE													TOT	RACE							
			18	19	20	21	22	23	24	25-29	30-34	35-39	40-44	45-49	50-54		55-59	60-64	65 OV	WHT	BLK	IND	ASN	PAC
MURDER/NONNEG MANSLAUGHTER	01A	M																						
		F																						
MANSLAUGHTER BY NEGLIGENCE	01B	M																						
		F																						
RAPE	02	M																						
		F																						
ROBBERY	03	M																						
		F																						
AGGRAVATED ASSAULT	04	M													1						1			
		F																						
BURGLARY	05	M													1						1			
		F																						
LARCENY	06	M										1	1									3		
		F										1												
MOTOR VEHICLE THEFT	07	M																						
		F																						
OTHER ASSAULTS	08	M								1	3	1	2								4	9		
		F								1			2	2		1								
ARSON	09	M																						
		F																						
FORGERY	10	M									1											1		
		F																						
FRAUD	11	M																						
		F																						
EMBEZZLEMENT	12	M																						
		F																						
STOLEN PROPERTY	13	M																						
		F																						
VANDALISM	14	M																						
		F																						
WEAPONS	15	M																						
		F																						
PROSTITUTION AND COMMERCIALIZED VICE	16	M																						
		F																						
PROSTITUTION	16a	M																						
		F																						

AGE, SEX AND RACE OF PERSONS ARRESTED
18 Years of age and over

CLASSIFICATIONS OF OFFENSES	UCR	SEX	AGE													TOT	RACE							
			18	19	20	21	22	23	24	25-29	30-34	35-39	40-44	45-49	50-54		55-59	60-64	65 OV	WHT	BLK	IND	ASN	PAC
ASSISTING OR PROMOTING PROSTITUTION	16b	M																						
		F																						
PURCHASING PROSTITUTION	16c	M																						
		F																						
SEX OFFENSES	17	M																						
		F																						
DRUG/SALE/MAN	180	M										1					1			2	4			
		F													2					2				
NARCOTICS	180a	M										1								1	3			
		F													2					2				
MARIJUANA	180b	M																						
		F																						
SYNTHETIC NARC	180c	M																						
		F																						
OTHER/NON-NARC	180d	M															1			1	1			
		F																						
DRUG/POSSESSION	185	M																						
		F																						
NARCOTICS	185e	M																						
		F																						
MARIJUANA	185f	M																						
		F																						
SYNTHETIC NARC	185g	M																						
		F																						
OTHER/NON-NARC	185h	M																						
		F																						
GAMBLING	19	M																						
		F																						
BOOKMAKING	19a	M																						
		F																						
NUMBERS	19b	M																						
		F																						
OTHER GAMBLING	19c	M																						
		F																						
FAMILY/CHILD	20	M																						
		F																						

AGE, SEX AND RACE OF PERSONS ARRESTED
18 Years of age and over

CLASSIFICATIONS OF OFFENSES	UCR	SEX	AGE														TOT	RACE						
			18	19	20	21	22	23	24	25-29	30-34	35-39	40-44	45-49	50-54	55-59		60-64	65 OV	WHT	BLK	IND	ASN	PAC
DRIVING INFLUENCE	21	M							1	2	1		1		1	2	1		9	6		5		
		F									1		1						2					
LIQUOR LAWS	22	M		1	1														2	3				
		F										1							1					
DRUNKENNESS	23	M																						
		F																						
DISORDERLY CONDUCT	24	M								1	1		1						3	2		3		
		F					1				1								2					
VAGRANCY	25	M																						
		F																						
ALL OTHER	26	M		1		1		1			4	3	1			2			13	18		3		
		F					3			1	2				2				8					
SUSPICION	27	M																						
		F																						
HUMAN TRAFFICKING/COMMERCIAL SEX ACTS	30	M																						
		F																						
HUMAN TRAFFICKING/INVOLUNTARY SERVITUDE	31	M																						
		F																						
TOTAL BY SEX		M		2	1	1		1	1	4	12	5	7		1	5	1		41	38		25		
		F					4			2	5		4	2	4	1			22					
GRAND TOTAL				2	1	1	4	1	1	6	17	5	11	2	5	6	1		63	38		25		

AGE, SEX AND RACE OF PERSONS ARRESTED
under 18 Years of age

CLASSIFICATIONS OF OFFENSES	UCR	SEX	AGE						TOT	RACE				
			Under 10	10-12	13-14	15	16	17		WHT	BLK	IND	ASN	PAC
MURDER/NONNEG MANSLAUGHTER	01A	M												
		F												
MANSLAUGHTER BY NEGLIGENCE	01B	M												
		F												
RAPE	02	M												
		F												
ROBBERY	03	M												
		F												
AGGRAVATED ASSAULT	04	M												
		F												
BURGLARY	05	M												
		F												
LARCENY	06	M												
		F												
MOTOR VEHICLE THEFT	07	M												
		F												
OTHER ASSAULTS	08	M												
		F												
ARSON	09	M												
		F												
FORGERY	10	M												
		F												
FRAUD	11	M												
		F												
EMBEZZLEMENT	12	M												
		F												
STOLEN PROPERTY	13	M												
		F												
VANDALISM	14	M												
		F												
WEAPONS	15	M												
		F												
PROSTITUTION	16	M												
		F												
PROSTITUTION	16a	M												
		F												

AGE, SEX AND RACE OF PERSONS ARRESTED
under 18 Years of age

CLASSIFICATIONS OF OFFENSES	UCR	SEX	AGE						TOT	RACE				
			Under 10	10-12	13-14	15	16	17		WHT	BLK	IND	ASN	PAC
ASSISTING OR PROMOTING PROSTITUTION	16b	M												
		F												
PURCHASING PROSTITUTION	16c	M												
		F												
SEX OFFENSES	17	M												
		F												
DRUG/SALE/MAN	180	M												
		F												
NARCOTICS	180a	M												
		F												
MARIJUANA	180b	M												
		F												
SYNTHETIC NARC	180c	M												
		F												
OTHER/NON-NARC	180d	M												
		F												
DRUG/POSSESSION	185	M												
		F												
NARCOTICS	185e	M												
		F												
MARIJUANA	185f	M												
		F												
SYNTHETIC NARC	185g	M												
		F												
OTHER/NON-NARC	185h	M												
		F												
GAMBLING	19	M												
		F												
BOOKMAKING	19a	M												
		F												
NUMBERS	19b	M												
		F												
OTHER GAMBLING	19c	M												
		F												
FAMILY/CHILD	20	M												
		F												

AGE, SEX AND RACE OF PERSONS ARRESTED
under 18 Years of age

CLASSIFICATIONS OF OFFENSES	UCR	SEX	AGE						TOT	RACE				
			Under 10	10-12	13-14	15	16	17		WHT	BLK	IND	ASN	PAC
			DRIVING INFLUENCE	21	M									1
		F						1	1					
LIQUOR LAWS	22	M												
		F												
DRUNKENNESS	23	M												
		F												
DISORDERLY CONDUCT	24	M												
		F												
VAGRANCY	25	M												
		F												
ALL OTHER	26	M												
		F												
SUSPICION	27	M												
		F												
CURFEW	28	M												
		F												
RUN-AWAYS	29	M												
		F												
HUMAN TRAFFICKING/COMMERCIAL SEX ACTS	30	M												
		F												
HUMAN TRAFFICKING/INVOLUNTARY SERVITUDE	31	M												
		F												
TOTAL BY SEX		M								1				
		F						1	1					
GRAND TOTAL								1	1	1				

RETURN A - MONTHLY RETURN OF OFFENSES KNOWN TO POLICE

(1) Classification of Offense	(2) Offenses Reported	(3) Unfounded Offenses	(4) Actual Offenses	(5) Offenses Cleared	(6) Juveniles Only
CRIMINAL HOMICIDE					
MURDER/NONNEG MANSLAUGHTER					
MANSLAUGHTER BY NEGLIGENCE					
TOTAL					
RAPE					
RAPE	12	2	10	7	
ATTEMPTS TO COMMIT RAPE	5	1	4	3	
TOTAL	17	3	14	10	
ROBBERY					
FIREARM					
KNIFE/CUTTING INSTRUMENT					
OTHER DANGEROUS WEAPON	2	1	1	1	
STRONG-ARM (HANDS, FISTS)	1	1			
TOTAL	3	2	1	1	
ASSAULT					
FIREARM					
KNIFE OR CUTTING INSTRUMENT	4		4	4	
OTHER DANGEROUS WEAPON	6		6	6	
HANDS, FIST, FEET, AGGRAVATED	34	8	26	25	
OTHER ASSAULTS - SIMPLE	72	7	65	62	
TOTAL	116	15	101	97	
BURGLARY					
FORCIBLE ENTRY					
UNLAWFUL ENTRY - NO FORCE	14	1	13	9	
ATTEMPTED FORCIBLE ENTRY					
TOTAL	14	1	13	9	
LARCENY-THEFT					
THEFT (EX MOTOR VEHICLE)	45	3	42	40	
TOTAL	45	3	42	40	
MOTOR VEHICLE THEFT					
AUTOS	6	1	5	6	
TRUCKS AND BUSES					
OTHER VEHICLES	1		1	1	
TOTAL	7	1	6	7	
GRAND TOTAL	202	25	177	164	

PROPERTY STOLEN BY CLASSIFICATION

CLASSIFICATION OF OFFENSES	NUMBER ACTUAL OFFENSES	VALUE OF PROPERTY STOLEN
MURDER/NONNEG MANSLAUGHTER		
RAPE	14	
ROBBERY		
HIGHWAY (STREET, ALLEYS, ETC.)		
COMMERCIAL HOUSE		
GAS OR SERVICE STATION		
CONVENIENCE STORE		
RESIDENCE	1	\$ 700
BANK		
MISCELLANEOUS		
TOTAL ROBBERY	1	\$ 700
BURGLARY		
RESIDENCE (DWELLING)		
NIGHT (6PM-6AM)	2	\$ 1,070
DAY (6AM-6PM)	5	\$ 11,805
UNKNOWN		
NON-RESIDENCE (STORE ETC.)		
NIGHT (6PM-6AM)	3	\$ 845
DAY (6AM-6PM)	2	
UNKNOWN	1	
TOTAL BURGLARY	13	\$ 13,720
LARCENY-THEFT		
\$200 AND OVER	27	\$ 57,352
\$50 TO \$200	6	\$ 720
UNDER \$50	9	\$ 221
TOTAL	42	\$ 58,293
6X. NATURE OF LARCENIES UNDER ITEM 6		
POCKET-PICKING		
PURSE-SNATCHING		
SHOPLIFTING	1	\$ 50
FROM MOTOR VEHICLE	3	\$ 2,220
MOTOR VEHICLE PARTS & ACCESSORIES		
BICYCLES		
FROM BUILDING(EX C&H)		
FROM COIN-OP MACHINES		
ALL OTHER	38	\$ 56,023
TOTAL LARCENY	42	\$ 58,293
MOTOR VEHICLE THEFT	6	\$ 40,500
STOLEN & RECOVERED LOCALLY		
STOLEN LOCALLY & RECOVERED OTHER		
TOTAL STOLEN OTHER & RECOVERED LOCAL		
STOLEN IN OTHER JURIS & RECOVERED LOCALLY		
TOTAL MOTOR VEHICLE THEFT	6	\$ 40,500
GRAND TOTAL	76	\$ 113,213

PROPERTY BY TYPE AND VALUE

Type of Property (1)	Monetary Value of Property Stolen in Your Jurisdiction	
	STOLEN (2)	RECOVERED (3)
CURRENCY, NOTES, ETC.	\$ 10,722	\$ 30
JEWELRY & PRECIOUS METALS		
CLOTHING AND FURS	\$ 2,210	
LOCALLY STOLEN MOTOR VEHICLE	\$ 40,500	\$ 23,500
OFFICE EQUIPMENT	\$ 2,365	
TV, RADIOS, CAMERAS, ETC.	\$ 2,540	
FIREARMS	\$ 17,035	\$ 6,505
HOUSEHOLD GOODS	\$ 3,960	\$ 110
CONSUMABLE GOODS	\$ 740	
LIVESTOCK		
MISCELLANEOUS	\$ 33,141	\$ 4,535
GRAND TOTAL	\$ 113,213	\$ 34,680

LAW ENFORCEMENT OFFICERS KILLED OR ASSAULTED

Type of activity	Total assaults by weapon	Type of Weapon				Type of Assignment						Officer assaults cleared	
		Firearm	Knife or other cutting instrument	Other dangerous weapon	Hands, fists, feet, etc.	Two-officer vehicle	One-officer vehicle		Detective or special assign.		Other		
							Alone	Asst	Alone	Ast	Alone		Asst
A	B	C	D	E	F	G	H	I	J	K	L	M	
1. Responding to disturbance calls (family quarrels, person with firearm, etc.)	1				1		1						1
2. Burglaries in progress or pursuing burglary suspects													
3. Robberies in progress or pursuing robbery suspects													
4. Attempting other arrests	3			3			3						3
5. Civil disorder (riot, mass disobedience, etc.)													
6. Handling, transporting, custody of prisoners	2				2		1					1	2
7. Investigating suspicious persons or circumstances													
8. Ambush – no warning													
9. Mentally deranged													
10. Traffic pursuits and stops	1	1					1						
11. All other													
12. TOTAL (1-11)	7	1		3	3		6					1	6
13. Number with person injury	1			1									
14. Number without personal injury	6	1		2	3								

15. Time of assaults	12 AM	2 AM	4 AM	6 AM	8 AM	10 AM	NOON	2 PM	4 PM	6 PM	8 PM	10 PM	UNK
	1		1								4	1	

AGE, SEX AND RACE OF PERSONS ARRESTED
18 Years of age and over

CLASSIFICATIONS OF OFFENSES	UCR	SEX	AGE													TOT	RACE									
			18	19	20	21	22	23	24	25-29	30-34	35-39	40-44	45-49	50-54		55-59	60-64	65 OV	WHT	BLK	IND	ASN	PAC		
MURDER/NONNEG MANSLAUGHTER	01A	M																								
		F																								
MANSLAUGHTER BY NEGLIGENCE	01B	M																								
		F																								
RAPE	02	M	1		1				3		2	1		3	1				1	13	3			10		
		F																								
ROBBERY	03	M			1															1				1		
		F																								
AGGRAVATED ASSAULT	04	M			1	1			1	3	6	3	5	1	1	2				24	5			28		
		F	1			1			1	2		1		1	1	1				9						
BURGLARY	05	M						1	1										2	1			2			
		F										1							1							
LARCENY	06	M	2			1		2		4	4	3							16	3			20			
		F				1				3		3							7							
MOTOR VEHICLE THEFT	07	M					1			1									2				4			
		F										2							2							
OTHER ASSAULTS	08	M				2		2	1	11	9	2	8	2	2	2	1	3	45	16	2		51			
		F	1			1	4	1	1	4	2	2	1	4		2		1	24							
ARSON	09	M																								
		F																								
FORGERY	10	M																								
		F																								
FRAUD	11	M																								
		F																								
EMBEZZLEMENT	12	M																								
		F																								
STOLEN PROPERTY	13	M																								
		F																								
VANDALISM	14	M		1				1		5	3	1	2						13	2			22			
		F				2	1		2	3			1	1	1				11							
WEAPONS	15	M				1			1						1				3	2			1			
		F																								
PROSTITUTION AND COMMERCIALIZED VICE	16	M																								
		F																								
PROSTITUTION	16a	M																								
		F																								

AGE, SEX AND RACE OF PERSONS ARRESTED
18 Years of age and over

CLASSIFICATIONS OF OFFENSES	UCR	SEX	AGE														TOT	RACE						
			18	19	20	21	22	23	24	25-29	30-34	35-39	40-44	45-49	50-54	55-59		60-64	65 OV	WHT	BLK	IND	ASN	PAC
ASSISTING OR PROMOTING PROSTITUTION	16b	M																						
		F																						
PURCHASING PROSTITUTION	16c	M																						
		F																						
SEX OFFENSES	17	M				1															1			
		F																						
DRUG/SALE/MAN	180	M																						
		F																						
NARCOTICS	180a	M																						
		F																						
MARIJUANA	180b	M																						
		F																						
SYNTHETIC NARC	180c	M																						
		F																						
OTHER/NON-NARC	180d	M																						
		F																						
DRUG/POSSESSION	185	M						1		2		2									5	3		
		F						1		1		1			1						4		6	
NARCOTICS	185e	M																						
		F																						
MARIJUANA	185f	M																						
		F																						
SYNTHETIC NARC	185g	M																						
		F																						
OTHER/NON-NARC	185h	M						1		2		2									5	3		
		F						1		1		1			1						4		6	
GAMBLING	19	M																						
		F																						
BOOKMAKING	19a	M																						
		F																						
NUMBERS	19b	M																						
		F																						
OTHER GAMBLING	19c	M																						
		F																						
FAMILY/CHILD	20	M								1	1										2	5		
		F							1		1			1							3			

AGE, SEX AND RACE OF PERSONS ARRESTED
18 Years of age and over

CLASSIFICATIONS OF OFFENSES	UCR	SEX	AGE														TOT	RACE						
			18	19	20	21	22	23	24	25-29	30-34	35-39	40-44	45-49	50-54	55-59		60-64	65 OV	WHT	BLK	IND	ASN	PAC
			DRIVING INFLUENCE	21	M								1	1		1		3			2	1	9	3
		F				1				1	1								3					
LIQUOR LAWS	22	M																						
		F																						
DRUNKENNESS	23	M	3	2	2														7			13		
		F	2	3	1														6					
DISORDERLY CONDUCT	24	M							1	4	3	2	1				1		12	3		15		
		F				1			1	4									6					
VAGRANCY	25	M																						
		F																						
ALL OTHER	26	M			1				4	14	11	9	6		4	1	2	12	64	19		72		
		F				1	5		6	10	3	1		1					27					
SUSPICION	27	M																						
		F																						
HUMAN TRAFFICKING/COMMERCIAL SEX ACTS	30	M																						
		F																						
HUMAN TRAFFICKING/INVOLUNTARY SERVITUDE	31	M																						
		F																						
TOTAL BY SEX		M	6	3	6	6	1	7	12	46	40	23	23	9	9	5	6	17	219	60	2	260		
		F	4	3	1	8	10	3	11	29	6	11	3	7	3	3		1	103					
GRAND TOTAL			10	6	7	14	11	10	23	75	46	34	26	16	12	8	6	18	322	60	2	260		

AGE, SEX AND RACE OF PERSONS ARRESTED
under 18 Years of age

CLASSIFICATIONS OF OFFENSES	UCR	SEX	AGE						TOT	RACE				
			Under 10	10-12	13-14	15	16	17		WHT	BLK	IND	ASN	PAC
			MURDER/NONNEG MANSLAUGHTER	01A	M									
		F												
MANSLAUGHTER BY NEGLIGENCE	01B	M												
		F												
RAPE	02	M												
		F												
ROBBERY	03	M				1			1			1		
		F												
AGGRAVATED ASSAULT	04	M		1					1			3		
		F						2	2					
BURGLARY	05	M			1		1		2	1		1		
		F												
LARCENY	06	M		1		1			2			2		
		F												
MOTOR VEHICLE THEFT	07	M												
		F												
OTHER ASSAULTS	08	M												
		F												
ARSON	09	M												
		F												
FORGERY	10	M												
		F												
FRAUD	11	M												
		F												
EMBEZZLEMENT	12	M												
		F												
STOLEN PROPERTY	13	M												
		F												
VANDALISM	14	M								1				
		F						1	1					
WEAPONS	15	M												
		F												
PROSTITUTION	16	M												
		F												
PROSTITUTION	16a	M												
		F												

AGE, SEX AND RACE OF PERSONS ARRESTED
under 18 Years of age

CLASSIFICATIONS OF OFFENSES	UCR	SEX	AGE						TOT	RACE				
			Under 10	10-12	13-14	15	16	17		WHT	BLK	IND	ASN	PAC
ASSISTING OR PROMOTING PROSTITUTION	16b	M												
		F												
PURCHASING PROSTITUTION	16c	M												
		F												
SEX OFFENSES	17	M												
		F												
DRUG/SALE/MAN	180	M												
		F												
NARCOTICS	180a	M												
		F												
MARIJUANA	180b	M												
		F												
SYNTHETIC NARC	180c	M												
		F												
OTHER/NON-NARC	180d	M												
		F												
DRUG/POSSESSION	185	M												
		F												
NARCOTICS	185e	M												
		F												
MARIJUANA	185f	M												
		F												
SYNTHETIC NARC	185g	M												
		F												
OTHER/NON-NARC	185h	M												
		F												
GAMBLING	19	M												
		F												
BOOKMAKING	19a	M												
		F												
NUMBERS	19b	M												
		F												
OTHER GAMBLING	19c	M												
		F												
FAMILY/CHILD	20	M												
		F												

AGE, SEX AND RACE OF PERSONS ARRESTED
under 18 Years of age

CLASSIFICATIONS OF OFFENSES	UCR	SEX	AGE						TOT	RACE											
			Under 10	10-12	13-14	15	16	17		WHT	BLK	IND	ASN	PAC							
			DRIVING INFLUENCE	21	M																
		F																			
LIQUOR LAWS	22	M																			
		F																			
DRUNKENNESS	23	M					2	1	3	3			3								
		F					2	1	3												
DISORDERLY CONDUCT	24	M																			
		F																			
VAGRANCY	25	M																			
		F																			
ALL OTHER	26	M				1		1	2	1			2								
		F						1	1												
SUSPICION	27	M																			
		F																			
CURFEW	28	M																			
		F																			
RUN-AWAYS	29	M																			
		F																			
HUMAN TRAFFICKING/COMMERCIAL SEX ACTS	30	M																			
		F																			
HUMAN TRAFFICKING/INVOLUNTARY SERVITUDE	31	M																			
		F																			
TOTAL BY SEX		M		2	1	3	3	2	11	6		12									
		F					3	4	7												
GRAND TOTAL				2	1	3	6	6	18	6		12									

MONTHLY RETURN OF ARSON OFFENSES KNOWN TO LAW ENFORCEMENT

1 PROPERTY CLASSIFICATION	2 Offenses Reported or Known to Police (Include Unfounded and attempts)	3 Unfounded, i.e. False or Baseless Complaints	4 Number of Actual Offenses (Column 2 Minus Column 3) (Include Attempts)	5 Total Offenses Cleared by Arrest or Exceptional Means (Include Column 6)	6 Number of Clearances Involving Only Persons Under 18 Years of Age	7 Offenses Where Structures Uninhabited, Abandoned, or not Normally in Use	8 Estimated Value of Property Damage
STRUCTURAL							
A. Single Occupancy Residential: Houses, Townhouses, Duplexes, etc.							
B. Other Residential: Apartments, Tenements, Flats, Hotels, Motels, Inns, Dormitories, Boarding Houses, etc.							
C. Storage: Barns, Garages, Warehouses, etc.							
D. Industrial/Manufacturing:							
E. Other Commercial: Stores, Restaurants, Offices, etc.	1		1				\$100,000
F. Community/Public: Churches, Jails, Schools, Colleges, Hospitals, etc.							
G. All Other Structure: Out Buildings, Monuments, Buildings Under Constructions, etc.							
TOTAL STRUCTURAL	1		1				\$100,000
MOBILE							
H. Motor Vehicles: Automobiles, Trucks, Buses, Motorcycles, etc. UCR Definition							
I. Other Mobile Property: Trailers, Recreational Vehicles, Airplanes, Boats, etc.							
TOTAL MOBILE							
OTHER							
J. TOTAL OTHER Crops, Timber, Fences, Signs, etc.							
TOTAL OTHER							
GRAND TOTAL	1		1				\$100,000

RETURN A - MONTHLY RETURN OF OFFENSES KNOWN TO POLICE

(1) Classification of Offense	(2) Offenses Reported	(3) Unfounded Offenses	(4) Actual Offenses	(5) Offenses Cleared	(6) Juveniles Only
CRIMINAL HOMICIDE					
MURDER/NONNEG MANSLAUGHTER	8	1	7	2	
MANSLAUGHTER BY NEGLIGENCE				1	
TOTAL	8	1	7	3	
RAPE					
RAPE	30		30	2	
ATTEMPTS TO COMMIT RAPE	1		1		
TOTAL	31		31	2	
ROBBERY					
FIREARM	12		12	4	
KNIFE/CUTTING INSTRUMENT	3	1	2	1	
OTHER DANGEROUS WEAPON	3		3	1	
STRONG-ARM (HANDS, FISTS)	16	2	14	5	
TOTAL	34	3	31	11	
ASSAULT					
FIREARM	30	1	29	14	
KNIFE OR CUTTING INSTRUMENT	31	2	29	8	
OTHER DANGEROUS WEAPON	60	2	58	38	3
HANDS, FIST, FEET, AGGRAVATED	39	1	38	25	1
OTHER ASSAULTS - SIMPLE	388	20	368	257	13
TOTAL	548	26	522	342	17
BURGLARY					
FORCIBLE ENTRY	92		92	17	1
UNLAWFUL ENTRY - NO FORCE	59	4	55	11	1
ATTEMPTED FORCIBLE ENTRY	11	1	10	1	
TOTAL	162	5	157	29	2
LARCENY-THEFT					
THEFT (EX MOTOR VEHICLE)	1082	13	1069	310	21
TOTAL	1082	13	1069	310	21
MOTOR VEHICLE THEFT					
AUTOS	97	3	94	20	4
TRUCKS AND BUSES	18		18	4	
OTHER VEHICLES	13	1	12	2	
TOTAL	128	4	124	26	4
GRAND TOTAL	1993	52	1941	723	44

PROPERTY STOLEN BY CLASSIFICATION

CLASSIFICATION OF OFFENSES	NUMBER ACTUAL OFFENSES	VALUE OF PROPERTY STOLEN
MURDER/NONNEG MANSLAUGHTER	7	
RAPE	31	
ROBBERY		
HIGHWAY (STREET, ALLEYS, ETC.)	8	\$ 611
COMMERCIAL HOUSE	1	\$ 60
GAS OR SERVICE STATION	1	\$ 186
CONVENIENCE STORE		
RESIDENCE	8	\$ 6,870
BANK		
MISCELLANEOUS	13	\$ 4,420
TOTAL ROBBERY	31	\$ 12,147
BURGLARY		
RESIDENCE (DWELLING)		
NIGHT (6PM-6AM)	27	\$ 37,125
DAY (6AM-6PM)	28	\$ 60,505
UNKNOWN	24	\$ 56,158
NON-RESIDENCE (STORE ETC.)		
NIGHT (6PM-6AM)	19	\$ 7,005
DAY (6AM-6PM)	33	\$ 73,769
UNKNOWN	26	\$ 81,061
TOTAL BURGLARY	157	\$ 315,623
LARCENY-THEFT		
\$200 AND OVER	434	\$ 581,702
\$50 TO \$200	256	\$ 29,004
UNDER \$50	379	\$ 5,984
TOTAL	1069	\$ 616,690
6X. NATURE OF LARCENIES UNDER ITEM 6		
POCKET-PICKING	7	\$ 1,675
PURSE-SNATCHING	6	\$ 1,517
SHOPLIFTING	396	\$ 54,062
FROM MOTOR VEHICLE	183	\$ 100,545
MOTOR VEHICLE PARTS & ACCESSORIES	46	\$ 14,549
BICYCLES	65	\$ 28,341
FROM BUILDING(EX C&H)	222	\$ 348,961
FROM COIN-OP MACHINES	1	\$ 100
ALL OTHER	143	\$ 66,940
TOTAL LARCENY	1069	\$ 616,690
MOTOR VEHICLE THEFT	124	\$ 1,053,928
STOLEN & RECOVERED LOCALLY	95	\$ 1,165,753
STOLEN LOCALLY & RECOVERED OTHER		
TOTAL STOLEN OTHER & RECOVERED LOCAL	95	\$ 1,165,753
STOLEN IN OTHER JURIS & RECOVERED LOCALLY		
TOTAL MOTOR VEHICLE THEFT	124	\$ 1,053,928
GRAND TOTAL	1420	\$ 1,998,388

PROPERTY BY TYPE AND VALUE

Type of Property (1)	Monetary Value of Property Stolen in Your Jurisdiction	
	STOLEN (2)	RECOVERED (3)
CURRENCY, NOTES, ETC.	\$ 247,075	\$ 3,636
JEWELRY & PRECIOUS METALS	\$ 144,991	\$ 3,605
CLOTHING AND FURS	\$ 47,514	\$ 3,309
LOCALLY STOLEN MOTOR VEHICLE	\$ 1,079,103	\$ 883,253
OFFICE EQUIPMENT	\$ 122,550	\$ 12,819
TV, RADIOS, CAMERAS, ETC.	\$ 32,691	\$ 3,490
FIREARMS	\$ 42,671	\$ 11,701
HOUSEHOLD GOODS	\$ 16,222	\$ 6,854
CONSUMABLE GOODS	\$ 11,746	\$ 3,736
LIVESTOCK	\$ 2,681	\$ 500
MISCELLANEOUS	\$ 251,144	\$ 68,664
GRAND TOTAL	\$ 1,998,388	\$ 1,001,567

LAW ENFORCEMENT OFFICERS KILLED OR ASSAULTED

Type of activity	Total assaults by weapon	Type of Weapon				Type of Assignment						Officer assaults cleared	
		Firearm	Knife or other cutting instrument	Other dangerous weapon	Hands, fists, feet, etc.	Two-officer vehicle	One-officer vehicle		Detective or special assign.		Other		
							Alone	Asst	Alone	Ast	Alone		Asst
A	B	C	D	E	F	G	H	I	J	K	L	M	
1. Responding to disturbance calls (family quarrels, person with firearm, etc.)	5			2	3			5					5
2. Burglaries in progress or pursuing burglary suspects													
3. Robberies in progress or pursuing robbery suspects													
4. Attempting other arrests	1				1		1						1
5. Civil disorder (riot, mass disobedience, etc.)													
6. Handling, transporting, custody of prisoners	3			1	2		1	2					3
7. Investigating suspicious persons or circumstances													
8. Ambush – no warning	1	1					1						1
9. Mentally deranged													
10. Traffic pursuits and stops													
11. All other	1			1			1						
12. TOTAL (1-11)	11	1		4	6		3	8					10
13. Number with person injury	9	1		4	4								
14. Number without personal injury	2				2								

15. Time of assaults	12 AM	2 AM	4 AM	6 AM	8 AM	10 AM	NOON	2 PM	4 PM	6 PM	8 PM	10 PM	UNK
	2	3	1			2		1	1		1		

AGE, SEX AND RACE OF PERSONS ARRESTED
18 Years of age and over

CLASSIFICATIONS OF OFFENSES	UCR	SEX	AGE													TOT	RACE										
			18	19	20	21	22	23	24	25-29	30-34	35-39	40-44	45-49	50-54		55-59	60-64	65 OV	WHT	BLK	IND	ASN	PAC			
MURDER/NONNEG MANSLAUGHTER	01A	M						1			1		1								3			1	2		
		F																									
MANSLAUGHTER BY NEGLIGENCE	01B	M																									
		F																									
RAPE	02	M																									
		F																									
ROBBERY	03	M		1						3	2		1								7	5	1	4	1		
		F			1		1	1		1												4					
AGGRAVATED ASSAULT	04	M		1	2	1	1	1		8	5	5	7	2	2	2					37	16	8	19	1		
		F	1		1					1	2		1	1								7					
BURGLARY	05	M						6		10	4	2		2	1	1					26	13	6	5	6		
		F			2						1		1									4					
LARCENY	06	M	5	2	3	3	11	4	5	44	29	18	11	6	4	10	1				156	123	10	97	1		
		F	2	1		3	1	3	2	18	21	14	3	1	5		1					75					
MOTOR VEHICLE THEFT	07	M			1			1	1	4	2	2	3			1					15	7	1	12			
		F				1				1	3											5					
OTHER ASSAULTS	08	M	1	1	4	6	8	7	5	29	25	26	10	9	12	15	2	1			161	71	28	99	4		
		F	2	2	1		1	3		11	7	6	3	2	2	1						41					
ARSON	09	M																									
		F																									
FORGERY	10	M					1			2	4	1	1	1		2					12	20	1				
		F			2						7											9					
FRAUD	11	M					1	8		2	4	1		3	2	1					22	26			10	2	
		F				2				2	2	4	2	3	1							16					
EMBEZZLEMENT	12	M								2	4					1					7	6	1	2			
		F				1					1											2					
STOLEN PROPERTY	13	M																									
		F																									
VANDALISM	14	M	1		1	2	1	1	2	7	7	6	3	1	2				1		35	16	5	21	1		
		F							1	3	3	1										8					
WEAPONS	15	M	1	1	1		1	1		2	5	1	1	1		1	1	1			18	12	5	3			
		F						1	1													2					
PROSTITUTION AND COMMERCIALIZED VICE	16	M																									
		F																									
PROSTITUTION	16a	M																									
		F																									

AGE, SEX AND RACE OF PERSONS ARRESTED
18 Years of age and over

CLASSIFICATIONS OF OFFENSES	UCR	SEX	AGE														TOT	RACE						
			18	19	20	21	22	23	24	25-29	30-34	35-39	40-44	45-49	50-54	55-59		60-64	65 OV	WHT	BLK	IND	ASN	PAC
ASSISTING OR PROMOTING PROSTITUTION	16b	M																						
		F																						
PURCHASING PROSTITUTION	16c	M																						
		F																						
SEX OFFENSES	17	M			1					4		2	2	3	1	1				14	3		12	
		F									1									1				
DRUG/SALE/MAN	180	M								1	1									2			2	
		F																						
NARCOTICS	180a	M								1	1									2			2	
		F																						
MARIJUANA	180b	M																						
		F																						
SYNTHETIC NARC	180c	M																						
		F																						
OTHER/NON-NARC	180d	M																						
		F																						
DRUG/POSSESSION	185	M		1						2	2				1				6	7		2		
		F								1	2								3					
NARCOTICS	185e	M								2	2				1				5	6		1		
		F								1	1								2					
MARIJUANA	185f	M		1															1	1				
		F										1							1					
SYNTHETIC NARC	185g	M																						
		F																						
OTHER/NON-NARC	185h	M																						
		F																						
GAMBLING	19	M																						
		F																						
BOOKMAKING	19a	M																						
		F																						
NUMBERS	19b	M																						
		F																						
OTHER GAMBLING	19c	M																						
		F																						
FAMILY/CHILD	20	M					1				1									2	2		3	
		F									2	1								3				

AGE, SEX AND RACE OF PERSONS ARRESTED
18 Years of age and over

CLASSIFICATIONS OF OFFENSES	UCR	SEX	AGE															TOT	RACE					
			18	19	20	21	22	23	24	25-29	30-34	35-39	40-44	45-49	50-54	55-59	60-64		65 OV	WHT	BLK	IND	ASN	PAC
DRIVING INFLUENCE	21	M		4	1	7	4	9	1	27	10	6	5	3	8	5	5	3	98	87	19	40	1	
		F	2	2	2			3	3	15	4	6	1	3	6	1		1	49					
LIQUOR LAWS	22	M	1	2						9	4	3	3	2	3	1	2	1	31	3	1	44		
		F								1		3	2	5	1	5			17					
DRUNKENNESS	23	M																						
		F																						
DISORDERLY CONDUCT	24	M	2			4	3	2	1	7	4	8	2	2	1	2	1		39	14	11	22		
		F	1							1	2	2	2						8					
VAGRANCY	25	M																						
		F																						
ALL OTHER	26	M	3			2	7	3	7	32	33	24	15	7	14	10		6	163	78	21	109	3	
		F		1	3		2	3		13	8	6	8	3		1			48					
SUSPICION	27	M																						
		F																						
HUMAN TRAFFICKING/COMMERCIAL SEX ACTS	30	M																						
		F																						
HUMAN TRAFFICKING/INVOLUNTARY SERVITUDE	31	M																						
		F																						
TOTAL BY SEX		M	14	13	14	25	39	44	22	196	146	106	64	42	51	53	12	13	854	509	119	508	20	
		F	8	6	12	7	5	14	7	68	66	43	23	18	15	8	1	1	302					
GRAND TOTAL			22	19	26	32	44	58	29	264	212	149	87	60	66	61	13	14	1156	509	119	508	20	

AGE, SEX AND RACE OF PERSONS ARRESTED
under 18 Years of age

CLASSIFICATIONS OF OFFENSES	UCR	SEX	AGE						TOT	RACE									
			Under 10	10-12	13-14	15	16	17		WHT	BLK	IND	ASN	PAC					
			MURDER/NONNEG MANSLAUGHTER	01A	M														
		F																	
MANSLAUGHTER BY NEGLIGENCE	01B	M																	
		F																	
RAPE	02	M																	
		F																	
ROBBERY	03	M																	
		F																	
AGGRAVATED ASSAULT	04	M																	
		F																	
BURGLARY	05	M			2	1			3	2		1							
		F																	
LARCENY	06	M			2	3	10	12	27	12	7	12	1						
		F				1	1	3	5										
MOTOR VEHICLE THEFT	07	M				1		2	3	1	2	1							
		F						1	1										
OTHER ASSAULTS	08	M		1	3	1	4		9	4	4	6							
		F				1	2	2	5										
ARSON	09	M	1						1			1							
		F																	
FORGERY	10	M																	
		F																	
FRAUD	11	M																	
		F																	
EMBEZZLEMENT	12	M						1	1	1	1								
		F						1	1										
STOLEN PROPERTY	13	M																	
		F																	
VANDALISM	14	M			5		3		8	3	1	4							
		F																	
WEAPONS	15	M						1	1		1								
		F																	
PROSTITUTION	16	M																	
		F																	
PROSTITUTION	16a	M																	
		F																	

AGE, SEX AND RACE OF PERSONS ARRESTED
under 18 Years of age

CLASSIFICATIONS OF OFFENSES	UCR	SEX	AGE						TOT	RACE				
			Under 10	10-12	13-14	15	16	17		WHT	BLK	IND	ASN	PAC
			ASSISTING OR PROMOTING PROSTITUTION	16b	M									
		F												
PURCHASING PROSTITUTION	16c	M												
		F												
SEX OFFENSES	17	M												
		F												
DRUG/SALE/MAN	180	M												
		F												
NARCOTICS	180a	M												
		F												
MARIJUANA	180b	M												
		F												
SYNTHETIC NARC	180c	M												
		F												
OTHER/NON-NARC	180d	M												
		F												
DRUG/POSSESSION	185	M		1	3	6	1	1	12	11	2	5	1	
		F			1	4	2		7					
NARCOTICS	185e	M				1			1	1				
		F												
MARIJUANA	185f	M			1			1	2	2				
		F												
SYNTHETIC NARC	185g	M												
		F												
OTHER/NON-NARC	185h	M		1	2	5	1		9	8	2	5	1	
		F			1	4	2		7					
GAMBLING	19	M												
		F												
BOOKMAKING	19a	M												
		F												
NUMBERS	19b	M												
		F												
OTHER GAMBLING	19c	M												
		F												
FAMILY/CHILD	20	M												
		F												

AGE, SEX AND RACE OF PERSONS ARRESTED
under 18 Years of age

CLASSIFICATIONS OF OFFENSES	UCR	SEX	AGE						TOT	RACE									
			Under 10	10-12	13-14	15	16	17		WHT	BLK	IND	ASN	PAC					
			DRIVING INFLUENCE	21	M														
		F																	
LIQUOR LAWS	22	M																	
		F																	
DRUNKENNESS	23	M																	
		F																	
DISORDERLY CONDUCT	24	M			2				2	2	1	3							
		F		1	3				4										
VAGRANCY	25	M																	
		F																	
ALL OTHER	26	M			2				2		1	1							
		F																	
SUSPICION	27	M																	
		F																	
CURFEW	28	M																	
		F																	
RUN-AWAYS	29	M																	
		F																	
HUMAN TRAFFICKING/COMMERCIAL SEX ACTS	30	M																	
		F																	
HUMAN TRAFFICKING/INVOLUNTARY SERVITUDE	31	M																	
		F																	
TOTAL BY SEX		M	1	2	19	12	18	17	69	36	20	34	2						
		F		1	4	6	7	5	23										
GRAND TOTAL			1	3	23	18	25	22	92	36	20	34	2						

MONTHLY RETURN OF ARSON OFFENSES KNOWN TO LAW ENFORCEMENT

1 PROPERTY CLASSIFICATION	2 Offenses Reported or Known to Police (Include Unfounded and attempts)	3 Unfounded, i.e. False or Baseless Complaints	4 Number of Actual Offenses (Column 2 Minus Column 3) (Include Attempts)	5 Total Offenses Cleared by Arrest or Exceptional Means (Include Column 6)	6 Number of Clearances Involving Only Persons Under 18 Years of Age	7 Offenses Where Structures Uninhabited, Abandoned, or not Normally in Use	8 Estimated Value of Property Damage
STRUCTURAL							
A. Single Occupancy Residential: Houses, Townhouses, Duplexes, etc.							
B. Other Residential: Apartments, Tenements, Flats, Hotels, Motels, Inns, Dormitories, Boarding Houses, etc.	1		1	1			
C. Storage: Barns, Garages, Warehouses, etc.							
D. Industrial/Manufacturing:							
E. Other Commercial: Stores, Restaurants, Offices, etc.	1		1	1	1		\$2,000,000
F. Community/Public: Churches, Jails, Schools, Colleges, Hospitals, etc.							
G. All Other Structure: Out Buildings, Monuments, Buildings Under Constructions, etc.							
TOTAL STRUCTURAL	2		2	2	1		\$2,000,000
MOBILE							
H. Motor Vehicles: Automobiles, Trucks, Buses, Motorcycles, etc. UCR Definition	2		2				\$6,500
I. Other Mobile Property: Trailers, Recreational Vehicles, Airplanes, Boats, etc.							
TOTAL MOBILE	2		2				\$6,500
OTHER							
J. TOTAL OTHER Crops, Timber, Fences, Signs, etc.							
TOTAL OTHER							
GRAND TOTAL	4		4	2	1		\$2,006,500

RETURN A - MONTHLY RETURN OF OFFENSES KNOWN TO POLICE

(1) Classification of Offense	(2) Offenses Reported	(3) Unfounded Offenses	(4) Actual Offenses	(5) Offenses Cleared	(6) Juveniles Only
CRIMINAL HOMICIDE					
MURDER/NONNEG MANSLAUGHTER					
MANSLAUGHTER BY NEGLIGENCE					
TOTAL					
RAPE					
RAPE	1		1		
ATTEMPTS TO COMMIT RAPE					
TOTAL	1		1		
ROBBERY					
FIREARM					
KNIFE/CUTTING INSTRUMENT					
OTHER DANGEROUS WEAPON					
STRONG-ARM (HANDS, FISTS)					
TOTAL					
ASSAULT					
FIREARM					
KNIFE OR CUTTING INSTRUMENT					
OTHER DANGEROUS WEAPON					
HANDS, FIST, FEET, AGGRAVATED					
OTHER ASSAULTS - SIMPLE					
TOTAL					
BURGLARY					
FORCIBLE ENTRY					
UNLAWFUL ENTRY - NO FORCE	1		1		
ATTEMPTED FORCIBLE ENTRY					
TOTAL	1		1		
LARCENY-THEFT					
THEFT (EX MOTOR VEHICLE)	10	1	9	3	
TOTAL	10	1	9	3	
MOTOR VEHICLE THEFT					
AUTOS	4	1	3	2	
TRUCKS AND BUSES					
OTHER VEHICLES					
TOTAL	4	1	3	2	
GRAND TOTAL	16	2	14	5	

PROPERTY STOLEN BY CLASSIFICATION

CLASSIFICATION OF OFFENSES	NUMBER ACTUAL OFFENSES	VALUE OF PROPERTY STOLEN
MURDER/NONNEG MANSLAUGHTER		
RAPE	1	
ROBBERY		
HIGHWAY (STREET, ALLEYS, ETC.)		
COMMERCIAL HOUSE		
GAS OR SERVICE STATION		
CONVENIENCE STORE		
RESIDENCE		
BANK		
MISCELLANEOUS		
TOTAL ROBBERY		
BURGLARY		
RESIDENCE (DWELLING)		
NIGHT (6PM-6AM)		
DAY (6AM-6PM)		
UNKNOWN		
NON-RESIDENCE (STORE ETC.)		
NIGHT (6PM-6AM)		
DAY (6AM-6PM)	1	\$ 505
UNKNOWN		
TOTAL BURGLARY	1	\$ 505
LARCENY-THEFT		
\$200 AND OVER	5	\$ 3,879
\$50 TO \$200	2	\$ 100
UNDER \$50	2	\$ 39
TOTAL	9	\$ 4,018
6X. NATURE OF LARCENIES UNDER ITEM 6		
POCKET-PICKING	1	\$ 50
PURSE-SNATCHING		
SHOPLIFTING	1	\$ 39
FROM MOTOR VEHICLE	3	\$ 2,130
MOTOR VEHICLE PARTS & ACCESSORIES		
BICYCLES		
FROM BUILDING(EX C&H)	3	\$ 1,749
FROM COIN-OP MACHINES		
ALL OTHER	1	\$ 50
TOTAL LARCENY	9	\$ 4,018
MOTOR VEHICLE THEFT	3	\$ 16,642
STOLEN & RECOVERED LOCALLY	1	\$ 15,000
STOLEN LOCALLY & RECOVERED OTHER		
TOTAL STOLEN OTHER & RECOVERED LOCAL	1	\$ 15,000
STOLEN IN OTHER JURIS & RECOVERED LOCALLY		
TOTAL MOTOR VEHICLE THEFT	3	\$ 16,642
GRAND TOTAL	14	\$ 21,165

PROPERTY BY TYPE AND VALUE

Type of Property (1)	Monetary Value of Property Stolen in Your Jurisdiction	
	STOLEN (2)	RECOVERED (3)
CURRENCY, NOTES, ETC.	\$ 555	
JEWELRY & PRECIOUS METALS		
CLOTHING AND FURS	\$ 39	\$ 39
LOCALLY STOLEN MOTOR VEHICLE	\$ 16,642	\$ 16,642
OFFICE EQUIPMENT		
TV, RADIOS, CAMERAS, ETC.	\$ 549	
FIREARMS	\$ 430	
HOUSEHOLD GOODS	\$ 1,700	\$ 1,700
CONSUMABLE GOODS	\$ 200	
LIVESTOCK		
MISCELLANEOUS	\$ 1,050	\$ 50
GRAND TOTAL	\$ 21,165	\$ 18,431

AGE, SEX AND RACE OF PERSONS ARRESTED
18 Years of age and over

CLASSIFICATIONS OF OFFENSES	UCR	SEX	AGE													TOT	RACE							
			18	19	20	21	22	23	24	25-29	30-34	35-39	40-44	45-49	50-54		55-59	60-64	65 OV	WHT	BLK	IND	ASN	PAC
MURDER/NONNEG MANSLAUGHTER	01A	M																						
		F																						
MANSLAUGHTER BY NEGLIGENCE	01B	M																						
		F																						
RAPE	02	M																						
		F																						
ROBBERY	03	M																						
		F																						
AGGRAVATED ASSAULT	04	M																						
		F																						
BURGLARY	05	M																						
		F																						
LARCENY	06	M														1						2		
		F															1							
MOTOR VEHICLE THEFT	07	M												1								1		
		F																						
OTHER ASSAULTS	08	M																						
		F																						
ARSON	09	M									1											1		
		F																						
FORGERY	10	M																						
		F																						
FRAUD	11	M																						
		F																						
EMBEZZLEMENT	12	M																						
		F																						
STOLEN PROPERTY	13	M														1						1		
		F																						
VANDALISM	14	M																						
		F																						
WEAPONS	15	M																						
		F																						
PROSTITUTION AND COMMERCIALIZED VICE	16	M																						
		F																						
PROSTITUTION	16a	M																						
		F																						

AGE, SEX AND RACE OF PERSONS ARRESTED
18 Years of age and over

CLASSIFICATIONS OF OFFENSES	UCR	SEX	AGE														TOT	RACE						
			18	19	20	21	22	23	24	25-29	30-34	35-39	40-44	45-49	50-54	55-59		60-64	65 OV	WHT	BLK	IND	ASN	PAC
ASSISTING OR PROMOTING PROSTITUTION	16b	M																						
		F																						
PURCHASING PROSTITUTION	16c	M																						
		F																						
SEX OFFENSES	17	M																						
		F																						
DRUG/SALE/MAN	180	M																						
		F																						
NARCOTICS	180a	M																						
		F																						
MARIJUANA	180b	M																						
		F																						
SYNTHETIC NARC	180c	M																						
		F																						
OTHER/NON-NARC	180d	M																						
		F																						
DRUG/POSSESSION	185	M				1															1			
		F																				1		
NARCOTICS	185e	M																						
		F																						
MARIJUANA	185f	M																						
		F																						
SYNTHETIC NARC	185g	M				1															1			
		F																				1		
OTHER/NON-NARC	185h	M																						
		F																						
GAMBLING	19	M																						
		F																						
BOOKMAKING	19a	M																						
		F																						
NUMBERS	19b	M																						
		F																						
OTHER GAMBLING	19c	M																						
		F																						
FAMILY/CHILD	20	M																						
		F																						

AGE, SEX AND RACE OF PERSONS ARRESTED
18 Years of age and over

CLASSIFICATIONS OF OFFENSES	UCR	SEX	AGE													TOT	RACE								
			18	19	20	21	22	23	24	25-29	30-34	35-39	40-44	45-49	50-54		55-59	60-64	65 OV	WHT	BLK	IND	ASN	PAC	
DRIVING INFLUENCE	21	M						1		2		1						1		5	4		3		
		F						1			1									2					
LIQUOR LAWS	22	M																					1		
		F							1											1					
DRUNKENNESS	23	M																							
		F																							
DISORDERLY CONDUCT	24	M			1															1	1				
		F																							
VAGRANCY	25	M																							
		F																							
ALL OTHER	26	M							3	2	4									9	9		4		
		F			1						2	1								4					
SUSPICION	27	M																							
		F																							
HUMAN TRAFFICKING/COMMERCIAL SEX ACTS	30	M																							
		F																							
HUMAN TRAFFICKING/INVOLUNTARY SERVITUDE	31	M																							
		F																							
TOTAL BY SEX		M			1	1		1		6	3	6		1			1		20	16		13			
		F			1			1	1		3	2			1				9						
GRAND TOTAL					2	1		2	1	6	6	8		1	1		1	29	16		13				

AGE, SEX AND RACE OF PERSONS ARRESTED
under 18 Years of age

CLASSIFICATIONS OF OFFENSES	UCR	SEX	AGE						TOT	RACE				
			Under 10	10-12	13-14	15	16	17		WHT	BLK	IND	ASN	PAC
MURDER/NONNEG MANSLAUGHTER	01A	M												
		F												
MANSLAUGHTER BY NEGLIGENCE	01B	M												
		F												
RAPE	02	M												
		F												
ROBBERY	03	M												
		F												
AGGRAVATED ASSAULT	04	M												
		F												
BURGLARY	05	M												
		F												
LARCENY	06	M												
		F												
MOTOR VEHICLE THEFT	07	M												
		F												
OTHER ASSAULTS	08	M												
		F												
ARSON	09	M												
		F												
FORGERY	10	M												
		F												
FRAUD	11	M												
		F												
EMBEZZLEMENT	12	M												
		F												
STOLEN PROPERTY	13	M												
		F												
VANDALISM	14	M												
		F												
WEAPONS	15	M												
		F												
PROSTITUTION	16	M												
		F												
PROSTITUTION	16a	M												
		F												

AGE, SEX AND RACE OF PERSONS ARRESTED
under 18 Years of age

CLASSIFICATIONS OF OFFENSES	UCR	SEX	AGE						TOT	RACE				
			Under 10	10-12	13-14	15	16	17		WHT	BLK	IND	ASN	PAC
ASSISTING OR PROMOTING PROSTITUTION	16b	M												
		F												
PURCHASING PROSTITUTION	16c	M												
		F												
SEX OFFENSES	17	M												
		F												
DRUG/SALE/MAN	180	M												
		F												
NARCOTICS	180a	M												
		F												
MARIJUANA	180b	M												
		F												
SYNTHETIC NARC	180c	M												
		F												
OTHER/NON-NARC	180d	M												
		F												
DRUG/POSSESSION	185	M												
		F												
NARCOTICS	185e	M												
		F												
MARIJUANA	185f	M												
		F												
SYNTHETIC NARC	185g	M												
		F												
OTHER/NON-NARC	185h	M												
		F												
GAMBLING	19	M												
		F												
BOOKMAKING	19a	M												
		F												
NUMBERS	19b	M												
		F												
OTHER GAMBLING	19c	M												
		F												
FAMILY/CHILD	20	M												
		F												

AGE, SEX AND RACE OF PERSONS ARRESTED
under 18 Years of age

CLASSIFICATIONS OF OFFENSES	UCR	SEX	AGE						TOT	RACE									
			Under 10	10-12	13-14	15	16	17		WHT	BLK	IND	ASN	PAC					
			DRIVING INFLUENCE	21	M														
		F																	
LIQUOR LAWS	22	M																	
		F																	
DRUNKENNESS	23	M																	
		F																	
DISORDERLY CONDUCT	24	M																	
		F																	
VAGRANCY	25	M																	
		F																	
ALL OTHER	26	M					1		1							1			
		F																	
SUSPICION	27	M																	
		F																	
CURFEW	28	M																	
		F																	
RUN-AWAYS	29	M																	
		F																	
HUMAN TRAFFICKING/COMMERCIAL SEX ACTS	30	M																	
		F																	
HUMAN TRAFFICKING/INVOLUNTARY SERVITUDE	31	M																	
		F																	
TOTAL BY SEX		M						1	1							1			
		F																	
GRAND TOTAL								1	1							1			

MONTHLY RETURN OF ARSON OFFENSES KNOWN TO LAW ENFORCEMENT

1 PROPERTY CLASSIFICATION	2 Offenses Reported or Known to Police (Include Unfounded and attempts)	3 Unfounded, i.e. False or Baseless Complaints	4 Number of Actual Offenses (Column 2 Minus Column 3) (Include Attempts)	5 Total Offenses Cleared by Arrest or Exceptional Means (Include Column 6)	6 Number of Clearances Involving Only Persons Under 18 Years of Age	7 Offenses Where Structures Uninhabited, Abandoned, or not Normally in Use	8 Estimated Value of Property Damage
STRUCTURAL							
A. Single Occupancy Residential: Houses, Townhouses, Duplexes, etc.							
B. Other Residential: Apartments, Tenements, Flats, Hotels, Motels, Inns, Dormitories, Boarding Houses, etc.							
C. Storage: Barns, Garages, Warehouses, etc.	1		1	1			
D. Industrial/Manufacturing:							
E. Other Commercial: Stores, Restaurants, Offices, etc.							
F. Community/Public: Churches, Jails, Schools, Colleges, Hosptials, etc.							
G. All Other Structure: Out Buildings, Monuments, Buildings Under Constructions, etc.							
TOTAL STRUCTURAL	1		1	1			
MOBILE							
H. Motor Vehicles: Automobiles, Trucks, Buses, Motorcycles, etc. UCR Definition							
I. Other Mobile Property: Trailers, Recreational Vehicles, Airplanes, Boats, etc.							
TOTAL MOBILE							
OTHER							
J. TOTAL OTHER Crops, Timber, Fences, Signs, etc.							
TOTAL OTHER							
GRAND TOTAL	1		1	1			

RETURN A - MONTHLY RETURN OF OFFENSES KNOWN TO POLICE

(1) Classification of Offense	(2) Offenses Reported	(3) Unfounded Offenses	(4) Actual Offenses	(5) Offenses Cleared	(6) Juveniles Only
CRIMINAL HOMICIDE					
MURDER/NONNEG MANSLAUGHTER					
MANSLAUGHTER BY NEGLIGENCE					
TOTAL					
RAPE					
RAPE	2	2			
ATTEMPTS TO COMMIT RAPE					
TOTAL	2	2			
ROBBERY					
FIREARM					
KNIFE/CUTTING INSTRUMENT					
OTHER DANGEROUS WEAPON					
STRONG-ARM (HANDS, FISTS)					
TOTAL					
ASSAULT					
FIREARM	2	1	1		
KNIFE OR CUTTING INSTRUMENT	1		1	1	
OTHER DANGEROUS WEAPON	2		2		
HANDS, FIST, FEET, AGGRAVATED					
OTHER ASSAULTS - SIMPLE	14	1	13	7	
TOTAL	19	2	17	8	
BURGLARY					
FORCIBLE ENTRY	4		4	2	
UNLAWFUL ENTRY - NO FORCE	3		3	1	
ATTEMPTED FORCIBLE ENTRY	1	1			
TOTAL	8	1	7	3	
LARCENY-THEFT					
THEFT (EX MOTOR VEHICLE)	18	1	17	3	
TOTAL	18	1	17	3	
MOTOR VEHICLE THEFT					
AUTOS					
TRUCKS AND BUSES					
OTHER VEHICLES					
TOTAL					
GRAND TOTAL	47	6	41	14	

PROPERTY STOLEN BY CLASSIFICATION

CLASSIFICATION OF OFFENSES	NUMBER ACTUAL OFFENSES	VALUE OF PROPERTY STOLEN
MURDER/NONNEG MANSLAUGHTER		
RAPE		
ROBBERY		
HIGHWAY (STREET, ALLEYS, ETC.)		
COMMERCIAL HOUSE		
GAS OR SERVICE STATION		
CONVENIENCE STORE		
RESIDENCE		
BANK		
MISCELLANEOUS		
TOTAL ROBBERY		
BURGLARY		
RESIDENCE (DWELLING)		
NIGHT (6PM-6AM)	2	
DAY (6AM-6PM)		
UNKNOWN	1	\$ 21
NON-RESIDENCE (STORE ETC.)		
NIGHT (6PM-6AM)	4	\$ 315
DAY (6AM-6PM)		
UNKNOWN		
TOTAL BURGLARY	7	\$ 336
LARCENY-THEFT		
\$200 AND OVER	11	\$ 13,153
\$50 TO \$200	3	\$ 1,500
UNDER \$50	3	
TOTAL	17	\$ 14,653
6X. NATURE OF LARCENIES UNDER ITEM 6		
POCKET-PICKING		
PURSE-SNATCHING		
SHOPLIFTING	3	\$ 110
FROM MOTOR VEHICLE	4	\$ 2,710
MOTOR VEHICLE PARTS & ACCESSORIES		
BICYCLES	1	\$ 650
FROM BUILDING(EX C&H)	5	\$ 9,283
FROM COIN-OP MACHINES		
ALL OTHER	4	\$ 1,900
TOTAL LARCENY	17	\$ 14,653
MOTOR VEHICLE THEFT		
STOLEN & RECOVERED LOCALLY	1	
STOLEN LOCALLY & RECOVERED OTHER		
TOTAL STOLEN OTHER & RECOVERED LOCAL	1	
STOLEN IN OTHER JURIS & RECOVERED LOCALLY		
TOTAL MOTOR VEHICLE THEFT		
GRAND TOTAL	24	\$ 14,989

PROPERTY BY TYPE AND VALUE

Type of Property (1)	Monetary Value of Property Stolen in Your Jurisdiction	
	STOLEN (2)	RECOVERED (3)
CURRENCY, NOTES, ETC.	\$ 3,569	\$ 150
JEWELRY & PRECIOUS METALS	\$ 3,750	\$ 3,400
CLOTHING AND FURS	\$ 60	
LOCALLY STOLEN MOTOR VEHICLE		
OFFICE EQUIPMENT		
TV, RADIOS, CAMERAS, ETC.	\$ 100	
FIREARMS	\$ 700	
HOUSEHOLD GOODS		
CONSUMABLE GOODS	\$ 2,280	
LIVESTOCK		
MISCELLANEOUS	\$ 4,530	\$ 1,700
GRAND TOTAL	\$ 14,989	\$ 5,250

LAW ENFORCEMENT OFFICERS KILLED OR ASSAULTED

Type of activity	Total assaults by weapon	Type of Weapon				Type of Assignment						Officer assaults cleared	
		Firearm	Knife or other cutting instrument	Other dangerous weapon	Hands, fists, feet, etc.	Two-officer vehicle	One-officer vehicle		Detective or special assign.		Other		
							Alone	Asst	Alone	Ast	Alone		Asst
A	B	C	D	E	F	G	H	I	J	K	L	M	
1. Responding to disturbance calls (family quarrels, person with firearm, etc.)	1				1		1						1
2. Burglaries in progress or pursuing burglary suspects													
3. Robberies in progress or pursuing robbery suspects													
4. Attempting other arrests													
5. Civil disorder (riot, mass disobedience, etc.)													
6. Handling, transporting, custody of prisoners	1				1		1						1
7. Investigating suspicious persons or circumstances													
8. Ambush – no warning													
9. Mentally deranged													
10. Traffic pursuits and stops													
11. All other													
12. TOTAL (1-11)	2				2		2						2
13. Number with person injury													
14. Number without personal injury	2				2								

15. Time of assaults	12 AM	2 AM	4 AM	6 AM	8 AM	10 AM	NOON	2 PM	4 PM	6 PM	8 PM	10 PM	UNK
										1		1	

AGE, SEX AND RACE OF PERSONS ARRESTED
18 Years of age and over

CLASSIFICATIONS OF OFFENSES	UCR	SEX	AGE													TOT	RACE							
			18	19	20	21	22	23	24	25-29	30-34	35-39	40-44	45-49	50-54		55-59	60-64	65 OV	WHT	BLK	IND	ASN	PAC
MURDER/NONNEG MANSLAUGHTER	01A	M																						
		F																						
MANSLAUGHTER BY NEGLIGENCE	01B	M																						
		F																						
RAPE	02	M																						
		F																						
ROBBERY	03	M																						
		F																						
AGGRAVATED ASSAULT	04	M								2									2	2		1		
		F							1										1					
BURGLARY	05	M							2	1					1				4	3		1		
		F																						
LARCENY	06	M						1	1							1			3	3				
		F																						
MOTOR VEHICLE THEFT	07	M																						
		F																						
OTHER ASSAULTS	08	M			1				1	1	1		1				1		6	5		2		
		F									1								1					
ARSON	09	M																						
		F																						
FORGERY	10	M																						
		F																						
FRAUD	11	M																						
		F																						
EMBEZZLEMENT	12	M																						
		F																						
STOLEN PROPERTY	13	M																						
		F																						
VANDALISM	14	M																						
		F																						
WEAPONS	15	M																						
		F																						
PROSTITUTION	16	M																						
		F																						
PROSTITUTION	16a	M																						
		F																						

AGE, SEX AND RACE OF PERSONS ARRESTED
18 Years of age and over

CLASSIFICATIONS OF OFFENSES	UCR	SEX	AGE														TOT	RACE						
			18	19	20	21	22	23	24	25-29	30-34	35-39	40-44	45-49	50-54	55-59		60-64	65 OV	WHT	BLK	IND	ASN	PAC
ASSISTING OR PROMOTING PROSTITUTION	16b	M																						
		F																						
PURCHASING PROSTITUTION	16c	M																						
		F																						
SEX OFFENSES	17	M								1		1								2	2			
		F																						
DRUG/SALE/MAN	180	M													1				1	1				
		F																						
NARCOTICS	180a	M													1				1	1				
		F																						
MARIJUANA	180b	M																						
		F																						
SYNTHETIC NARC	180c	M																						
		F																						
OTHER/NON-NARC	180d	M																						
		F																						
DRUG/POSSESSION	185	M																		1				
		F		1																1				
NARCOTICS	185e	M																						
		F																						
MARIJUANA	185f	M																		1				
		F		1																1				
SYNTHETIC NARC	185g	M																						
		F																						
OTHER/NON-NARC	185h	M																						
		F																						
GAMBLING	19	M																						
		F																						
BOOKMAKING	19a	M																						
		F																						
NUMBERS	19b	M																						
		F																						
OTHER GAMBLING	19c	M																						
		F																						
FAMILY/CHILD	20	M											1						1	2				
		F											1						1					

AGE, SEX AND RACE OF PERSONS ARRESTED
18 Years of age and over

CLASSIFICATIONS OF OFFENSES	UCR	SEX	AGE														TOT	RACE								
			18	19	20	21	22	23	24	25-29	30-34	35-39	40-44	45-49	50-54	55-59		60-64	65 OV	WHT	BLK	IND	ASN	PAC		
			DRIVING INFLUENCE	21	M											1		1			1	2		2	7	8
		F																2			2					
LIQUOR LAWS	22	M		1																	1	1				
		F																								
DRUNKENNESS	23	M																								
		F																								
DISORDERLY CONDUCT	24	M											1	1							2	3				
		F																1			1					
VAGRANCY	25	M																								
		F																								
ALL OTHER	26	M	1				2		1	4		2	2	1	1	1	1	1	4	20	19		2	1		
		F									1			1						2						
SUSPICION	27	M																								
		F																								
HUMAN TRAFFICKING/COMMERCIAL SEX ACTS	30	M																								
		F																								
HUMAN TRAFFICKING/INVOLUNTARY SERVITUDE	31	M																								
		F																								
TOTAL BY SEX		M	1	1	1		2		2	11	4	6	3	2	4	4	2	6		49	50		7	1		
		F		1						1	2	1		1		3				9						
GRAND TOTAL			1	2	1		2		2	12	6	7	3	3	4	7	2	6		58	50		7	1		

AGE, SEX AND RACE OF PERSONS ARRESTED
under 18 Years of age

CLASSIFICATIONS OF OFFENSES	UCR	SEX	AGE						TOT	RACE				
			Under 10	10-12	13-14	15	16	17		WHT	BLK	IND	ASN	PAC
MURDER/NONNEG MANSLAUGHTER	01A	M												
		F												
MANSLAUGHTER BY NEGLIGENCE	01B	M												
		F												
RAPE	02	M												
		F												
ROBBERY	03	M												
		F												
AGGRAVATED ASSAULT	04	M												
		F												
BURGLARY	05	M												
		F												
LARCENY	06	M												
		F												
MOTOR VEHICLE THEFT	07	M												
		F												
OTHER ASSAULTS	08	M												
		F												
ARSON	09	M												
		F												
FORGERY	10	M												
		F												
FRAUD	11	M												
		F												
EMBEZZLEMENT	12	M												
		F												
STOLEN PROPERTY	13	M												
		F												
VANDALISM	14	M												
		F												
WEAPONS	15	M												
		F												
PROSTITUTION	16	M												
		F												
PROSTITUTION	16a	M												
		F												

AGE, SEX AND RACE OF PERSONS ARRESTED
under 18 Years of age

CLASSIFICATIONS OF OFFENSES	UCR	SEX	AGE						TOT	RACE				
			Under 10	10-12	13-14	15	16	17		WHT	BLK	IND	ASN	PAC
ASSISTING OR PROMOTING PROSTITUTION	16b	M												
		F												
PURCHASING PROSTITUTION	16c	M												
		F												
SEX OFFENSES	17	M												
		F												
DRUG/SALE/MAN	180	M												
		F												
NARCOTICS	180a	M												
		F												
MARIJUANA	180b	M												
		F												
SYNTHETIC NARC	180c	M												
		F												
OTHER/NON-NARC	180d	M												
		F												
DRUG/POSSESSION	185	M				1			1	1				
		F												
NARCOTICS	185e	M												
		F												
MARIJUANA	185f	M				1			1	1				
		F												
SYNTHETIC NARC	185g	M												
		F												
OTHER/NON-NARC	185h	M												
		F												
GAMBLING	19	M												
		F												
BOOKMAKING	19a	M												
		F												
NUMBERS	19b	M												
		F												
OTHER GAMBLING	19c	M												
		F												
FAMILY/CHILD	20	M												
		F												

AGE, SEX AND RACE OF PERSONS ARRESTED
under 18 Years of age

CLASSIFICATIONS OF OFFENSES	UCR	SEX	AGE						TOT	RACE									
			Under 10	10-12	13-14	15	16	17		WHT	BLK	IND	ASN	PAC					
			DRIVING INFLUENCE	21	M														
		F																	
LIQUOR LAWS	22	M																	
		F																	
DRUNKENNESS	23	M																	
		F																	
DISORDERLY CONDUCT	24	M																	
		F																	
VAGRANCY	25	M																	
		F																	
ALL OTHER	26	M																	
		F																	
SUSPICION	27	M																	
		F																	
CURFEW	28	M																	
		F																	
RUN-AWAYS	29	M																	
		F																	
HUMAN TRAFFICKING/COMMERCIAL SEX ACTS	30	M																	
		F																	
HUMAN TRAFFICKING/INVOLUNTARY SERVITUDE	31	M																	
		F																	
TOTAL BY SEX		M					1			1		1							
		F																	
GRAND TOTAL							1			1		1							

RETURN A - MONTHLY RETURN OF OFFENSES KNOWN TO POLICE

(1) Classification of Offense	(2) Offenses Reported	(3) Unfounded Offenses	(4) Actual Offenses	(5) Offenses Cleared	(6) Juveniles Only
CRIMINAL HOMICIDE					
MURDER/NONNEG MANSLAUGHTER				1	
MANSLAUGHTER BY NEGLIGENCE					
TOTAL				1	
RAPE					
RAPE	2		2	1	
ATTEMPTS TO COMMIT RAPE					
TOTAL	2		2	1	
ROBBERY					
FIREARM	1		1		
KNIFE/CUTTING INSTRUMENT					
OTHER DANGEROUS WEAPON					
STRONG-ARM (HANDS, FISTS)	1		1	1	
TOTAL	2		2	1	
ASSAULT					
FIREARM					
KNIFE OR CUTTING INSTRUMENT	1		1	1	
OTHER DANGEROUS WEAPON	4		4	4	
HANDS, FIST, FEET, AGGRAVATED	1		1	1	
OTHER ASSAULTS - SIMPLE	22		22	20	
TOTAL	28		28	26	
BURGLARY					
FORCIBLE ENTRY	10		10	4	
UNLAWFUL ENTRY - NO FORCE	2		2	1	
ATTEMPTED FORCIBLE ENTRY	4		4	1	
TOTAL	16		16	6	
LARCENY-THEFT					
THEFT (EX MOTOR VEHICLE)	146		146	28	
TOTAL	146		146	28	
MOTOR VEHICLE THEFT					
AUTOS	5		5	1	
TRUCKS AND BUSES					
OTHER VEHICLES					
TOTAL	5		5	1	
GRAND TOTAL	199		199	64	

PROPERTY STOLEN BY CLASSIFICATION

CLASSIFICATION OF OFFENSES	NUMBER ACTUAL OFFENSES	VALUE OF PROPERTY STOLEN
MURDER/NONNEG MANSLAUGHTER		
RAPE	2	
ROBBERY		
HIGHWAY (STREET, ALLEYS, ETC.)	1	
COMMERCIAL HOUSE		
GAS OR SERVICE STATION	1	\$ 10,510
CONVENIENCE STORE		
RESIDENCE		
BANK		
MISCELLANEOUS		
TOTAL ROBBERY	2	\$ 10,510
BURGLARY		
RESIDENCE (DWELLING)		
NIGHT (6PM-6AM)	3	\$ 5,416
DAY (6AM-6PM)	2	\$ 5,910
UNKNOWN		
NON-RESIDENCE (STORE ETC.)		
NIGHT (6PM-6AM)	10	\$ 12,870
DAY (6AM-6PM)	1	\$ 1,500
UNKNOWN		
TOTAL BURGLARY	16	\$ 25,696
LARCENY-THEFT		
\$200 AND OVER	75	\$ 82,936
\$50 TO \$200	37	\$ 3,785
UNDER \$50	34	\$ 554
TOTAL	146	\$ 87,275
6X. NATURE OF LARCENIES UNDER ITEM 6		
POCKET-PICKING		
PURSE-SNATCHING		
SHOPLIFTING	25	\$ 2,504
FROM MOTOR VEHICLE	38	\$ 18,198
MOTOR VEHICLE PARTS & ACCESSORIES		
BICYCLES	13	\$ 7,205
FROM BUILDING(EX C&H)	40	\$ 29,430
FROM COIN-OP MACHINES		
ALL OTHER	30	\$ 29,938
TOTAL LARCENY	146	\$ 87,275
MOTOR VEHICLE THEFT	5	\$ 23,000
STOLEN & RECOVERED LOCALLY	2	\$ 10,000
STOLEN LOCALLY & RECOVERED OTHER		
TOTAL STOLEN OTHER & RECOVERED LOCAL	2	\$ 10,000
STOLEN IN OTHER JURIS & RECOVERED LOCALLY		
TOTAL MOTOR VEHICLE THEFT	5	\$ 23,000
GRAND TOTAL	171	\$ 146,481

PROPERTY BY TYPE AND VALUE

Type of Property (1)	Monetary Value of Property Stolen in Your Jurisdiction	
	STOLEN (2)	RECOVERED (3)
CURRENCY, NOTES, ETC.	\$ 6,036	\$ 2
JEWELRY & PRECIOUS METALS	\$ 10,745	\$ 20
CLOTHING AND FURS	\$ 2,143	\$ 58
LOCALLY STOLEN MOTOR VEHICLE	\$ 35,470	\$ 53,000
OFFICE EQUIPMENT		
TV, RADIOS, CAMERAS, ETC.	\$ 6,250	
FIREARMS	\$ 6,955	
HOUSEHOLD GOODS	\$ 4,111	\$ 76
CONSUMABLE GOODS	\$ 2,237	\$ 303
LIVESTOCK		
MISCELLANEOUS	\$ 72,534	\$ 19,770
GRAND TOTAL	\$ 146,481	\$ 73,229

LAW ENFORCEMENT OFFICERS KILLED OR ASSAULTED

Type of activity	Total assaults by weapon	Type of Weapon				Type of Assignment						Officer assaults cleared	
		Firearm	Knife or other cutting instrument	Other dangerous weapon	Hands, fists, feet, etc.	Two-officer vehicle	One-officer vehicle		Detective or special assign.		Other		
							Alone	Asst	Alone	Ast	Alone		Asst
A	B	C	D	E	F	G	H	I	J	K	L	M	
1. Responding to disturbance calls (family quarrels, person with firearm, etc.)													
2. Burglaries in progress or pursuing burglary suspects													
3. Robberies in progress or pursuing robbery suspects													
4. Attempting other arrests													
5. Civil disorder (riot, mass disobedience, etc.)													
6. Handling, transporting, custody of prisoners													
7. Investigating suspicious persons or circumstances	1				1		1						
8. Ambush – no warning													
9. Mentally deranged													
10. Traffic pursuits and stops													
11. All other													
12. TOTAL (1-11)	1				1		1						
13. Number with person injury													
14. Number without personal injury	1				1								

15. Time of assaults	12 AM	2 AM	4 AM	6 AM	8 AM	10 AM	NOON	2 PM	4 PM	6 PM	8 PM	10 PM	UNK
											1		

AGE, SEX AND RACE OF PERSONS ARRESTED
18 Years of age and over

CLASSIFICATIONS OF OFFENSES	UCR	SEX	AGE													TOT	RACE							
			18	19	20	21	22	23	24	25-29	30-34	35-39	40-44	45-49	50-54		55-59	60-64	65 OV	WHT	BLK	IND	ASN	PAC
MURDER/NONNEG MANSLAUGHTER	01A	M																1			1			
		F																						
MANSLAUGHTER BY NEGLIGENCE	01B	M																						
		F																						
RAPE	02	M												1							1			
		F																						
ROBBERY	03	M								1											1			
		F																						
AGGRAVATED ASSAULT	04	M			1					2										1	4	6	1	
		F										2	1								3			
BURGLARY	05	M					1			1	2										4	3	1	
		F																						
LARCENY	06	M					1		2	3				3					1		10	18	1	
		F		1		1		1		3	1			1	1	3					12		3	
MOTOR VEHICLE THEFT	07	M												1							1	1	1	
		F								1											1			
OTHER ASSAULTS	08	M	1					1		1	2	4	2	1	3	1	2				18	20	1	
		F								2				1		1					4		1	
ARSON	09	M																						
		F																						
FORGERY	10	M																						
		F																						
FRAUD	11	M																				1		
		F								1											1			
EMBEZZLEMENT	12	M																						
		F																						
STOLEN PROPERTY	13	M																						
		F																						
VANDALISM	14	M				1							1	1							3	2	1	
		F																						
WEAPONS	15	M																						
		F																						
PROSTITUTION	16	M																						
		F																						
PROSTITUTION	16a	M																						
		F																						

AGE, SEX AND RACE OF PERSONS ARRESTED
18 Years of age and over

CLASSIFICATIONS OF OFFENSES	UCR	SEX	AGE													TOT	RACE							
			18	19	20	21	22	23	24	25-29	30-34	35-39	40-44	45-49	50-54		55-59	60-64	65 OV	WHT	BLK	IND	ASN	PAC
ASSISTING OR PROMOTING PROSTITUTION	16b	M																						
		F																						
PURCHASING PROSTITUTION	16c	M																						
		F																						
SEX OFFENSES	17	M																						
		F																						
DRUG/SALE/MAN	180	M									2	1	1		1						5	6		
		F									1										1			
NARCOTICS	180a	M									1				1						2	3		
		F									1										1			
MARIJUANA	180b	M									1	1									2	2		
		F																						
SYNTHETIC NARC	180c	M												1							1	1		
		F																						
OTHER/NON-NARC	180d	M																						
		F																						
DRUG/POSSESSION	185	M									1				1						2	2		
		F																						
NARCOTICS	185e	M																						
		F																						
MARIJUANA	185f	M																						
		F																						
SYNTHETIC NARC	185g	M									1										1	1		
		F																						
OTHER/NON-NARC	185h	M													1						1	1		
		F																						
GAMBLING	19	M																						
		F																						
BOOKMAKING	19a	M																						
		F																						
NUMBERS	19b	M																						
		F																						
OTHER GAMBLING	19c	M																						
		F																						
FAMILY/CHILD	20	M																						
		F																						

AGE, SEX AND RACE OF PERSONS ARRESTED
18 Years of age and over

CLASSIFICATIONS OF OFFENSES	UCR	SEX	AGE														TOT	RACE						
			18	19	20	21	22	23	24	25-29	30-34	35-39	40-44	45-49	50-54	55-59		60-64	65 OV	WHT	BLK	IND	ASN	PAC
			DRIVING INFLUENCE	21	M	1				1	1	1	4	6	1	1		3	6	2	3	3	33	39
		F					1	1	1	1	2	2	1	1		3	1		14					
LIQUOR LAWS	22	M		1	1					1				1					4	4				
		F																						
DRUNKENNESS	23	M																						
		F																						
DISORDERLY CONDUCT	24	M								3			1		1				5	3	2	1		
		F								1									1					
VAGRANCY	25	M																						
		F																						
ALL OTHER	26	M		1	1	2	1	1	2	11	7	6	10	11	8	4	1		66	73	2	12		
		F							1	5	4	3	6	1	1				21					
SUSPICION	27	M																						
		F																						
HUMAN TRAFFICKING/COMMERCIAL SEX ACTS	30	M																						
		F																						
HUMAN TRAFFICKING/INVOLUNTARY SERVITUDE	31	M																						
		F																						
TOTAL BY SEX		M	2	2	3	3	4	3	5	30	18	13	20	18	18	8	7	4	158	180	7	28	1	
		F		1		1	1	2	3	14	7	7	10	3	5	3	1		58					
GRAND TOTAL			2	3	3	4	5	5	8	44	25	20	30	21	23	11	8	4	216	180	7	28	1	

AGE, SEX AND RACE OF PERSONS ARRESTED
under 18 Years of age

CLASSIFICATIONS OF OFFENSES	UCR	SEX	AGE						TOT	RACE					
			Under 10	10-12	13-14	15	16	17		WHT	BLK	IND	ASN	PAC	
MURDER/NONNEG MANSLAUGHTER	01A	M													
		F													
MANSLAUGHTER BY NEGLIGENCE	01B	M													
		F													
RAPE	02	M													
		F													
ROBBERY	03	M													
		F													
AGGRAVATED ASSAULT	04	M													
		F													
BURGLARY	05	M													
		F													
LARCENY	06	M													
		F													
MOTOR VEHICLE THEFT	07	M													
		F													
OTHER ASSAULTS	08	M													
		F													
ARSON	09	M													
		F													
FORGERY	10	M													
		F													
FRAUD	11	M													
		F													
EMBEZZLEMENT	12	M													
		F													
STOLEN PROPERTY	13	M													
		F													
VANDALISM	14	M													
		F													
WEAPONS	15	M		1					1	1					
		F													
PROSTITUTION	16	M													
		F													
PROSTITUTION	16a	M													
		F													

AGE, SEX AND RACE OF PERSONS ARRESTED
under 18 Years of age

CLASSIFICATIONS OF OFFENSES	UCR	SEX	AGE						TOT	RACE				
			Under 10	10-12	13-14	15	16	17		WHT	BLK	IND	ASN	PAC
ASSISTING OR PROMOTING PROSTITUTION	16b	M												
		F												
PURCHASING PROSTITUTION	16c	M												
		F												
SEX OFFENSES	17	M												
		F												
DRUG/SALE/MAN	180	M												
		F												
NARCOTICS	180a	M												
		F												
MARIJUANA	180b	M												
		F												
SYNTHETIC NARC	180c	M												
		F												
OTHER/NON-NARC	180d	M												
		F												
DRUG/POSSESSION	185	M												
		F												
NARCOTICS	185e	M												
		F												
MARIJUANA	185f	M												
		F												
SYNTHETIC NARC	185g	M												
		F												
OTHER/NON-NARC	185h	M												
		F												
GAMBLING	19	M												
		F												
BOOKMAKING	19a	M												
		F												
NUMBERS	19b	M												
		F												
OTHER GAMBLING	19c	M												
		F												
FAMILY/CHILD	20	M												
		F												

AGE, SEX AND RACE OF PERSONS ARRESTED
under 18 Years of age

CLASSIFICATIONS OF OFFENSES	UCR	SEX	AGE							TOT	RACE				
			Under 10	10-12	13-14	15	16	17	WHT		BLK	IND	ASN	PAC	
			DRIVING INFLUENCE	21	M						1		1	1	
		F													
LIQUOR LAWS	22	M						1	1	1					
		F													
DRUNKENNESS	23	M													
		F													
DISORDERLY CONDUCT	24	M													
		F													
VAGRANCY	25	M													
		F													
ALL OTHER	26	M													
		F													
SUSPICION	27	M													
		F													
CURFEW	28	M													
		F													
RUN-AWAYS	29	M													
		F													
HUMAN TRAFFICKING/COMMERCIAL SEX ACTS	30	M													
		F													
HUMAN TRAFFICKING/INVOLUNTARY SERVITUDE	31	M													
		F													
TOTAL BY SEX		M		1				1	1	3	3				
		F													
GRAND TOTAL				1				1	1	3	3				

RETURN A - MONTHLY RETURN OF OFFENSES KNOWN TO POLICE

(1) Classification of Offense	(2) Offenses Reported	(3) Unfounded Offenses	(4) Actual Offenses	(5) Offenses Cleared	(6) Juveniles Only
CRIMINAL HOMICIDE					
MURDER/NONNEG MANSLAUGHTER				1	
MANSLAUGHTER BY NEGLIGENCE					
TOTAL				1	
RAPE					
RAPE	43	8	35	12	3
ATTEMPTS TO COMMIT RAPE	1		1		
TOTAL	44	8	36	12	3
ROBBERY					
FIREARM	5	1	4	1	
KNIFE/CUTTING INSTRUMENT	2		2	3	
OTHER DANGEROUS WEAPON	3		3	2	
STRONG-ARM (HANDS, FISTS)	25	3	22	10	
TOTAL	35	4	31	16	
ASSAULT					
FIREARM	20	3	17	9	
KNIFE OR CUTTING INSTRUMENT	36	2	34	22	1
OTHER DANGEROUS WEAPON	110	4	106	87	6
HANDS, FIST, FEET, AGGRAVATED	62	4	58	39	1
OTHER ASSAULTS - SIMPLE	630	43	587	443	18
TOTAL	858	56	802	600	26
BURGLARY					
FORCIBLE ENTRY	151	3	148	33	
UNLAWFUL ENTRY - NO FORCE	162	4	158	31	
ATTEMPTED FORCIBLE ENTRY	4		4	1	
TOTAL	317	7	310	65	
LARCENY-THEFT					
THEFT (EX MOTOR VEHICLE)	1246	34	1212	262	9
TOTAL	1246	34	1212	262	9
MOTOR VEHICLE THEFT					
AUTOS	58	8	50	12	
TRUCKS AND BUSES	22	3	19	7	
OTHER VEHICLES	4		4		
TOTAL	84	11	73	19	
GRAND TOTAL	2584	120	2464	975	38

PROPERTY STOLEN BY CLASSIFICATION

CLASSIFICATION OF OFFENSES	NUMBER ACTUAL OFFENSES	VALUE OF PROPERTY STOLEN
MURDER/NONNEG MANSLAUGHTER		
RAPE	36	
ROBBERY		
HIGHWAY (STREET, ALLEYS, ETC.)	11	\$ 2,159
COMMERCIAL HOUSE	5	\$ 340
GAS OR SERVICE STATION		
CONVENIENCE STORE	2	\$ 28
RESIDENCE	5	\$ 7,097
BANK	2	\$ 20
MISCELLANEOUS	6	\$ 2,929
TOTAL ROBBERY	31	\$ 12,573
BURGLARY		
RESIDENCE (DWELLING)		
NIGHT (6PM-6AM)	44	\$ 76,345
DAY (6AM-6PM)	70	\$ 221,994
UNKNOWN	55	\$ 155,555
NON-RESIDENCE (STORE ETC.)		
NIGHT (6PM-6AM)	70	\$ 346,823
DAY (6AM-6PM)	33	\$ 38,283
UNKNOWN	38	\$ 89,853
TOTAL BURGLARY	310	\$ 928,853
LARCENY-THEFT		
\$200 AND OVER	599	\$ 526,391
\$50 TO \$200	285	\$ 30,693
UNDER \$50	328	\$ 4,804
TOTAL	1212	\$ 561,888
6X. NATURE OF LARCENIES UNDER ITEM 6		
POCKET-PICKING	2	\$ 500
PURSE-SNATCHING		
SHOPLIFTING	249	\$ 54,515
FROM MOTOR VEHICLE	325	\$ 131,195
MOTOR VEHICLE PARTS & ACCESSORIES	39	\$ 9,850
BICYCLES	106	\$ 47,429
FROM BUILDING(EX C&H)	268	\$ 169,711
FROM COIN-OP MACHINES		
ALL OTHER	223	\$ 148,688
TOTAL LARCENY	1212	\$ 561,888
MOTOR VEHICLE THEFT	73	\$ 406,721
STOLEN & RECOVERED LOCALLY	53	\$ 20,800
STOLEN LOCALLY & RECOVERED OTHER		
TOTAL STOLEN OTHER & RECOVERED LOCAL	53	\$ 20,800
STOLEN IN OTHER JURIS & RECOVERED LOCALLY		
TOTAL MOTOR VEHICLE THEFT	73	\$ 406,721
GRAND TOTAL	1662	\$ 1,910,035

PROPERTY BY TYPE AND VALUE

Type of Property (1)	Monetary Value of Property Stolen in Your Jurisdiction	
	STOLEN (2)	RECOVERED (3)
CURRENCY, NOTES, ETC.	\$ 148,594	\$ 1,512
JEWELRY & PRECIOUS METALS	\$ 441,994	\$ 56,535
CLOTHING AND FURS	\$ 68,006	\$ 19,091
LOCALLY STOLEN MOTOR VEHICLE	\$ 417,800	\$ 375,250
OFFICE EQUIPMENT	\$ 8,198	
TV, RADIOS, CAMERAS, ETC.	\$ 36,138	\$ 2,874
FIREARMS	\$ 89,155	\$ 8,276
HOUSEHOLD GOODS	\$ 62,834	\$ 22,123
CONSUMABLE GOODS	\$ 24,243	\$ 4,112
LIVESTOCK		
MISCELLANEOUS	\$ 613,073	\$ 96,836
GRAND TOTAL	\$ 1,910,035	\$ 586,609

LAW ENFORCEMENT OFFICERS KILLED OR ASSAULTED

Type of activity	Total assaults by weapon	Type of Weapon				Type of Assignment							Officer assaults cleared
		Firearm	Knife or other cutting instrument	Other dangerous weapon	Hands, fists, feet, etc.	Two-officer vehicle	One-officer vehicle		Detective or special assign.		Other		
							Alone	Asst	Alone	Ast	Alone	Asst	
A	B	C	D	E	F	G	H	I	J	K	L	M	
1. Responding to disturbance calls (family quarrels, person with firearm, etc.)	43		2	5	36	2	5	36					40
2. Burglaries in progress or pursuing burglary suspects	4			3	1			4					4
3. Robberies in progress or pursuing robbery suspects													
4. Attempting other arrests	14				14		1	13					14
5. Civil disorder (riot, mass disobedience, etc.)													
6. Handling, transporting, custody of prisoners	2				2			1	1				2
7. Investigating suspicious persons or circumstances	2				2			2					2
8. Ambush – no warning													
9. Mentally deranged													
10. Traffic pursuits and stops	4	1		2	1			4					4
11. All other													
12. TOTAL (1-11)	69	1	2	10	56	2	6	60	1				66
13. Number with person injury	20			7	13								
14. Number without personal injury	49	1	2	3	43								

15. Time of assaults	12 AM	2 AM	4 AM	6 AM	8 AM	10 AM	NOON	2 PM	4 PM	6 PM	8 PM	10 PM	UNK
	12	4	1	1		7	5	4	4	9	11	11	

AGE, SEX AND RACE OF PERSONS ARRESTED
18 Years of age and over

CLASSIFICATIONS OF OFFENSES	UCR	SEX	AGE														TOT	RACE							
			18	19	20	21	22	23	24	25-29	30-34	35-39	40-44	45-49	50-54	55-59		60-64	65 OV	WHT	BLK	IND	ASN	PAC	
MURDER/NONNEG MANSLAUGHTER	01A	M																							
		F									1														
MANSLAUGHTER BY NEGLIGENCE	01B	M																							
		F																							
RAPE	02	M								1															
		F																							
ROBBERY	03	M	2	1				2		4	2	1				1									
		F										2	1												
AGGRAVATED ASSAULT	04	M		2	1		1	3	4	10	9	8	7	2	8	3	1								
		F	1	4			1	1	1	3	3	3	1	4	1	3									
BURGLARY	05	M			1	1		4		4	5	6	3	1	1	1									
		F								5	1		1		1										
LARCENY	06	M	1	1	2	4	1	2	4	29	9	21	9	5	15	4				2					
		F	1			3	2		4	16	10	7	5	7		1									
MOTOR VEHICLE THEFT	07	M					1			1				1	1										
		F									3														
OTHER ASSAULTS	08	M	1	3	6	7	8	6	10	21	29	13	19	10	13	7	3	1							
		F	1	3	1	4	3	1	2	10	13	11	3	1	3	1									
ARSON	09	M																							
		F																							
FORGERY	10	M																							
		F																							
FRAUD	11	M		1			1			3	2	3	1	3	1	1									
		F		1					1	1	2			1	1										
EMBEZZLEMENT	12	M								1	1														
		F			1			1		1															
STOLEN PROPERTY	13	M																							
		F																							
VANDALISM	14	M		1	1	3	3	3	1	4	5	4	5	4		1									
		F	1			1	1			2	5	2			1										
WEAPONS	15	M						1				2				1							2		
		F							1															1	
PROSTITUTION AND COMMERCIALIZED VICE	16	M																							
		F																							
PROSTITUTION	16a	M																							
		F																							

AGE, SEX AND RACE OF PERSONS ARRESTED
18 Years of age and over

CLASSIFICATIONS OF OFFENSES	UCR	SEX	AGE														TOT	RACE						
			18	19	20	21	22	23	24	25-29	30-34	35-39	40-44	45-49	50-54	55-59		60-64	65 OV	WHT	BLK	IND	ASN	PAC
ASSISTING OR PROMOTING PROSTITUTION	16b	M																						
		F																						
PURCHASING PROSTITUTION	16c	M																						
		F																						
SEX OFFENSES	17	M							1								1			2	2			
		F																						
DRUG/SALE/MAN	180	M								2										2	2		1	
		F										1								1				
NARCOTICS	180a	M																						
		F																						
MARIJUANA	180b	M																						
		F																						
SYNTHETIC NARC	180c	M																						
		F																						
OTHER/NON-NARC	180d	M								2										2	2		1	
		F										1								1				
DRUG/POSSESSION	185	M							1	1	1	3	2	1	1	4	1			15	5		9	2
		F										1								1				
NARCOTICS	185e	M												1		1				2			1	2
		F												1						1				
MARIJUANA	185f	M							1	1	1	1	2				3	1		10	3		7	
		F																						
SYNTHETIC NARC	185g	M																						
		F																						
OTHER/NON-NARC	185h	M															2		1		3	2		1
		F																						
GAMBLING	19	M																						
		F																						
BOOKMAKING	19a	M																						
		F																						
NUMBERS	19b	M																						
		F																						
OTHER GAMBLING	19c	M																						
		F																						
FAMILY/CHILD	20	M																						
		F																						

AGE, SEX AND RACE OF PERSONS ARRESTED
18 Years of age and over

CLASSIFICATIONS OF OFFENSES	UCR	SEX	AGE															TOT	RACE					
			18	19	20	21	22	23	24	25-29	30-34	35-39	40-44	45-49	50-54	55-59	60-64		65 OV	WHT	BLK	IND	ASN	PAC
			DRIVING INFLUENCE	21	M	1			4	4	8	3	17	8	12	9	9		14	3	3	2	97	110
		F		3		1	1	2	1	9	9	3	7	4	4	7		2	53					
LIQUOR LAWS	22	M	2	6	2		1	1		11	3	10	13	15	31	40	2	1	138	35	7	148		3
		F		2						4	18		5	9	10	7			55					
DRUNKENNESS	23	M																						
		F																						
DISORDERLY CONDUCT	24	M				2	1	2	1	4	4	9	6	3	5	1	1		39	23	2	18	1	
		F									1		3	1					5					
VAGRANCY	25	M																						
		F																						
ALL OTHER	26	M	3	5	6	2	13	19	14	84	84	53	47	31	50	22	7	6	446	328	19	262	17	9
		F	1	6	2	7	7	4	8	36	28	12	18	22	20	17	1		189					
SUSPICION	27	M																						
		F																						
HUMAN TRAFFICKING/COMMERCIAL SEX ACTS	30	M																						
		F																						
HUMAN TRAFFICKING/INVOLUNTARY SERVITUDE	31	M																						
		F																						
TOTAL BY SEX		M	10	20	19	23	34	50	40	197	162	145	121	85	142	88	18	14	1168	813	48	713	46	31
		F	5	19	4	16	15	9	17	89	95	41	43	49	41	36	1	3	483					
GRAND TOTAL			15	39	23	39	49	59	57	286	257	186	164	134	183	124	19	17	1651	813	48	713	46	31

AGE, SEX AND RACE OF PERSONS ARRESTED
under 18 Years of age

CLASSIFICATIONS OF OFFENSES	UCR	SEX	AGE						TOT	RACE									
			Under 10	10-12	13-14	15	16	17		WHT	BLK	IND	ASN	PAC					
			MURDER/NONNEG MANSLAUGHTER	01A	M														
		F																	
MANSLAUGHTER BY NEGLIGENCE	01B	M																	
		F																	
RAPE	02	M					1		1	1									
		F																	
ROBBERY	03	M																	
		F																	
AGGRAVATED ASSAULT	04	M			4	2			6	4	2	1							
		F			1				1										
BURGLARY	05	M																	
		F																	
LARCENY	06	M			2	4	1	1	8	5		2							2
		F				1			1										
MOTOR VEHICLE THEFT	07	M																	
		F																	
OTHER ASSAULTS	08	M		3	4	2		5	14	11	2	6							1
		F			3	3			6										
ARSON	09	M																	
		F																	
FORGERY	10	M					1		1	1									
		F																	
FRAUD	11	M					1		1	1									
		F																	
EMBEZZLEMENT	12	M																	
		F																	
STOLEN PROPERTY	13	M																	
		F																	
VANDALISM	14	M				3		2	5	1		3	1						
		F																	
WEAPONS	15	M					2		2		1	1							
		F																	
PROSTITUTION	16	M																	
		F																	
PROSTITUTION	16a	M																	
		F																	

AGE, SEX AND RACE OF PERSONS ARRESTED
under 18 Years of age

CLASSIFICATIONS OF OFFENSES	UCR	SEX	AGE						TOT	RACE				
			Under 10	10-12	13-14	15	16	17		WHT	BLK	IND	ASN	PAC
ASSISTING OR PROMOTING PROSTITUTION	16b	M												
		F												
PURCHASING PROSTITUTION	16c	M												
		F												
SEX OFFENSES	17	M												
		F												
DRUG/SALE/MAN	180	M			2		1		3	4		1		
		F			2				2					
NARCOTICS	180a	M												
		F												
MARIJUANA	180b	M								2				
		F			2				2					
SYNTHETIC NARC	180c	M												
		F												
OTHER/NON-NARC	180d	M			2		1		3	2		1		
		F												
DRUG/POSSESSION	185	M			2	1	1	1	5	8		5		
		F			3	2		3	8					
NARCOTICS	185e	M												
		F												
MARIJUANA	185f	M			2	1	1	1	5	8		5		
		F			3	2		3	8					
SYNTHETIC NARC	185g	M												
		F												
OTHER/NON-NARC	185h	M												
		F												
GAMBLING	19	M												
		F												
BOOKMAKING	19a	M												
		F												
NUMBERS	19b	M												
		F												
OTHER GAMBLING	19c	M												
		F												
FAMILY/CHILD	20	M												
		F												

AGE, SEX AND RACE OF PERSONS ARRESTED
under 18 Years of age

CLASSIFICATIONS OF OFFENSES	UCR	SEX	AGE							TOT	RACE				
			Under 10	10-12	13-14	15	16	17	WHT		BLK	IND	ASN	PAC	
			DRIVING INFLUENCE	21	M							1	1	1	
		F													
LIQUOR LAWS	22	M					2	7	9	10		8	1		
		F				3	6	1	10						
DRUNKENNESS	23	M													
		F													
DISORDERLY CONDUCT	24	M													
		F													
VAGRANCY	25	M													
		F													
ALL OTHER	26	M		1	6	3	2	5	17	13		12			
		F			1	3	1	3	8						
SUSPICION	27	M													
		F													
CURFEW	28	M													
		F													
RUN-AWAYS	29	M													
		F													
HUMAN TRAFFICKING/COMMERCIAL SEX ACTS	30	M													
		F													
HUMAN TRAFFICKING/INVOLUNTARY SERVITUDE	31	M													
		F													
TOTAL BY SEX		M		4	20	15	12	22	73	60	5	39	2	3	
		F			10	12	7	7	36						
GRAND TOTAL				4	30	27	19	29	109	60	5	39	2	3	

MONTHLY RETURN OF ARSON OFFENSES KNOWN TO LAW ENFORCEMENT

1 PROPERTY CLASSIFICATION	2 Offenses Reported or Known to Police (Include Unfounded and attempts)	3 Unfounded, i.e. False or Baseless Complaints	4 Number of Actual Offenses (Column 2 Minus Column 3) (Include Attempts)	5 Total Offenses Cleared by Arrest or Exceptional Means (Include Column 6)	6 Number of Clearances Involving Only Persons Under 18 Years of Age	7 Offenses Where Structures Uninhabited, Abandoned, or not Normally in Use	8 Estimated Value of Property Damage
STRUCTURAL							
A. Single Occupancy Residential: Houses, Townhouses, Duplexes, etc.							
B. Other Residential: Apartments, Tenements, Flats, Hotels, Motels, Inns, Dormitories, Boarding Houses, etc.	2		2				\$37,210
C. Storage: Barns, Garages, Warehouses, etc.							
D. Industrial/Manufacturing:							
E. Other Commercial: Stores, Restaurants, Offices, etc.							
F. Community/Public: Churches, Jails, Schools, Colleges, Hospitals, etc.							
G. All Other Structure: Out Buildings, Monuments, Buildings Under Constructions, etc.							
TOTAL STRUCTURAL	2		2				\$37,210
MOBILE							
H. Motor Vehicles: Automobiles, Trucks, Buses, Motorcycles, etc. UCR Definition	1		1				\$3,000
I. Other Mobile Property: Trailers, Recreational Vehicles, Airplanes, Boats, etc.	1		1				\$7,000
TOTAL MOBILE	2		2				\$10,000
OTHER							
J. TOTAL OTHER Crops, Timber, Fences, Signs, etc.							
TOTAL OTHER							
GRAND TOTAL	4		4				\$47,210

RETURN A - MONTHLY RETURN OF OFFENSES KNOWN TO POLICE

(1) Classification of Offense	(2) Offenses Reported	(3) Unfounded Offenses	(4) Actual Offenses	(5) Offenses Cleared	(6) Juveniles Only
CRIMINAL HOMICIDE					
MURDER/NONNEG MANSLAUGHTER					
MANSLAUGHTER BY NEGLIGENCE	1		1		
TOTAL	1		1		
RAPE					
RAPE	13	2	11	6	
ATTEMPTS TO COMMIT RAPE					
TOTAL	13	2	11	6	
ROBBERY					
FIREARM	1		1		
KNIFE/CUTTING INSTRUMENT					
OTHER DANGEROUS WEAPON					
STRONG-ARM (HANDS, FISTS)	1		1		
TOTAL	2		2		
ASSAULT					
FIREARM	4		4	3	
KNIFE OR CUTTING INSTRUMENT					
OTHER DANGEROUS WEAPON	5	1	4	3	
HANDS, FIST, FEET, AGGRAVATED	3		3	3	
OTHER ASSAULTS - SIMPLE	122	12	110	60	4
TOTAL	134	13	121	69	4
BURGLARY					
FORCIBLE ENTRY	17		17	5	
UNLAWFUL ENTRY - NO FORCE	7	1	6		
ATTEMPTED FORCIBLE ENTRY	12		12	3	
TOTAL	36	1	35	8	
LARCENY-THEFT					
THEFT (EX MOTOR VEHICLE)	373	12	361	119	9
TOTAL	373	12	361	119	9
MOTOR VEHICLE THEFT					
AUTOS	19	2	17	7	
TRUCKS AND BUSES	3		3	2	1
OTHER VEHICLES	4		4	1	
TOTAL	26	2	24	10	1
GRAND TOTAL	585	30	555	212	14

PROPERTY STOLEN BY CLASSIFICATION

CLASSIFICATION OF OFFENSES	NUMBER ACTUAL OFFENSES	VALUE OF PROPERTY STOLEN
MURDER/NONNEG MANSLAUGHTER		
RAPE	11	
ROBBERY		
HIGHWAY (STREET, ALLEYS, ETC.)		
COMMERCIAL HOUSE		
GAS OR SERVICE STATION		
CONVENIENCE STORE		
RESIDENCE	1	\$ 3,000
BANK		
MISCELLANEOUS	1	
TOTAL ROBBERY	2	\$ 3,000
BURGLARY		
RESIDENCE (DWELLING)		
NIGHT (6PM-6AM)	19	\$ 26,852
DAY (6AM-6PM)		
UNKNOWN		
NON-RESIDENCE (STORE ETC.)		
NIGHT (6PM-6AM)	15	\$ 2,866
DAY (6AM-6PM)		
UNKNOWN	1	
TOTAL BURGLARY	35	\$ 29,718
LARCENY-THEFT		
\$200 AND OVER	54	\$ 57,174
\$50 TO \$200	44	\$ 4,991
UNDER \$50	263	\$ 901
TOTAL	361	\$ 63,066
6X. NATURE OF LARCENIES UNDER ITEM 6		
POCKET-PICKING		
PURSE-SNATCHING	7	\$ 552
SHOPLIFTING	119	\$ 13,436
FROM MOTOR VEHICLE	55	\$ 21,467
MOTOR VEHICLE PARTS & ACCESSORIES	4	\$ 120
BICYCLES	17	\$ 1,555
FROM BUILDING(EX C&H)	98	\$ 13,130
FROM COIN-OP MACHINES		
ALL OTHER	61	\$ 12,806
TOTAL LARCENY	361	\$ 63,066
MOTOR VEHICLE THEFT	24	\$ 66,000
STOLEN & RECOVERED LOCALLY	5	
STOLEN LOCALLY & RECOVERED OTHER	3	
TOTAL STOLEN OTHER & RECOVERED LOCAL	8	
STOLEN IN OTHER JURIS & RECOVERED LOCALLY		
TOTAL MOTOR VEHICLE THEFT	24	\$ 66,000
GRAND TOTAL	433	\$ 161,784

PROPERTY BY TYPE AND VALUE

Type of Property (1)	Monetary Value of Property Stolen in Your Jurisdiction	
	STOLEN (2)	RECOVERED (3)
CURRENCY, NOTES, ETC.	\$ 12,908	\$ 250
JEWELRY & PRECIOUS METALS	\$ 4,800	
CLOTHING AND FURS	\$ 667	\$ 113
LOCALLY STOLEN MOTOR VEHICLE	\$ 66,000	\$ 45,500
OFFICE EQUIPMENT	\$ 1,028	
TV, RADIOS, CAMERAS, ETC.	\$ 950	\$ 880
FIREARMS	\$ 13,021	
HOUSEHOLD GOODS	\$ 1,635	
CONSUMABLE GOODS	\$ 2,830	\$ 1,155
LIVESTOCK		
MISCELLANEOUS	\$ 57,945	\$ 8,772
GRAND TOTAL	\$ 161,784	\$ 56,670

LAW ENFORCEMENT OFFICERS KILLED OR ASSAULTED

Type of activity	Total assaults by weapon	Type of Weapon				Type of Assignment						Officer assaults cleared	
		Firearm	Knife or other cutting instrument	Other dangerous weapon	Hands, fists, feet, etc.	Two-officer vehicle	One-officer vehicle		Detective or special assign.		Other		
							Alone	Asst	Alone	Ast	Alone		Asst
A	B	C	D	E	F	G	H	I	J	K	L	M	
1. Responding to disturbance calls (family quarrels, person with firearm, etc.)													
2. Burglaries in progress or pursuing burglary suspects													
3. Robberies in progress or pursuing robbery suspects													
4. Attempting other arrests	1				1							1	1
5. Civil disorder (riot, mass disobedience, etc.)													
6. Handling, transporting, custody of prisoners													
7. Investigating suspicious persons or circumstances													
8. Ambush – no warning													
9. Mentally deranged													
10. Traffic pursuits and stops													
11. All other													
12. TOTAL (1-11)	1				1							1	1
13. Number with person injury	1				1								
14. Number without personal injury													

15. Time of assaults	12 AM	2 AM	4 AM	6 AM	8 AM	10 AM	NOON	2 PM	4 PM	6 PM	8 PM	10 PM	UNK
											1		

AGE, SEX AND RACE OF PERSONS ARRESTED
18 Years of age and over

CLASSIFICATIONS OF OFFENSES	UCR	SEX	AGE													TOT	RACE							
			18	19	20	21	22	23	24	25-29	30-34	35-39	40-44	45-49	50-54		55-59	60-64	65 OV	WHT	BLK	IND	ASN	PAC
MURDER/NONNEG MANSLAUGHTER	01A	M																						
		F																						
MANSLAUGHTER BY NEGLIGENCE	01B	M																						
		F																						
RAPE	02	M						1												1	2			
		F												1						1				
ROBBERY	03	M																		1				
		F							1											1				
AGGRAVATED ASSAULT	04	M					1		1											2	2	1		
		F				1														1				
BURGLARY	05	M								1										1	1			
		F																						
LARCENY	06	M	2		2	4	1	2	1	14	8	6	2	1	2		1			46	85	1	7	
		F	2	1		1	1	3	2	13	8	6	2	4	2	1	1			47				
MOTOR VEHICLE THEFT	07	M		1		1	1			2										5	7	1		
		F		1					1			1								3				
OTHER ASSAULTS	08	M	1					1	1	4	6	2	5	1	2			1		24	23	2	6	
		F		1						1	3		2							7				
ARSON	09	M																						
		F																						
FORGERY	10	M									1									1	1			
		F																						
FRAUD	11	M								1	1									2	2			
		F																						
EMBEZZLEMENT	12	M																						
		F																						
STOLEN PROPERTY	13	M																						
		F																						
VANDALISM	14	M	2							1	1	4	1							9	9		1	
		F								1										1				
WEAPONS	15	M	1	1		1					1	1								5	5		1	
		F													1					1				
PROSTITUTION AND COMMERCIALIZED VICE	16	M																						
		F																						
PROSTITUTION	16a	M																						
		F																						

AGE, SEX AND RACE OF PERSONS ARRESTED
18 Years of age and over

CLASSIFICATIONS OF OFFENSES	UCR	SEX	AGE													TOT	RACE							
			18	19	20	21	22	23	24	25-29	30-34	35-39	40-44	45-49	50-54		55-59	60-64	65 OV	WHT	BLK	IND	ASN	PAC
ASSISTING OR PROMOTING PROSTITUTION	16b	M																						
		F																						
PURCHASING PROSTITUTION	16c	M																						
		F																						
SEX OFFENSES	17	M												2						2				
		F																						
DRUG/SALE/MAN	180	M		1										1						2				
		F			1			1		1		1								4				
NARCOTICS	180a	M																						
		F																						
MARIJUANA	180b	M		1																1				
		F			1															1				
SYNTHETIC NARC	180c	M												1						1				
		F							1				1							2				
OTHER/NON-NARC	180d	M																		1				
		F									1									1				
DRUG/POSSESSION	185	M		2	2		2	1		3	3	1	2	1		2				19		2	1	
		F						1		5	1	1	2	2				1		13				
NARCOTICS	185e	M																						
		F																						
MARIJUANA	185f	M			1		1													2				
		F																						
SYNTHETIC NARC	185g	M					1	1		3	3		2			1				11		2		
		F						1		5		1	2	2						11				
OTHER/NON-NARC	185h	M		2	1									1		1		1		6			1	
		F										1							1	2				
GAMBLING	19	M																						
		F																						
BOOKMAKING	19a	M																						
		F																						
NUMBERS	19b	M																						
		F																						
OTHER GAMBLING	19c	M																						
		F																						
FAMILY/CHILD	20	M																						
		F																						

AGE, SEX AND RACE OF PERSONS ARRESTED
18 Years of age and over

CLASSIFICATIONS OF OFFENSES	UCR	SEX	AGE														TOT	RACE						
			18	19	20	21	22	23	24	25-29	30-34	35-39	40-44	45-49	50-54	55-59		60-64	65 OV	WHT	BLK	IND	ASN	PAC
DRIVING INFLUENCE	21	M			1	1	2	2	1	3	2	1	2	2	5	1			23	36		10		
		F					1	1		3	2	3	4	2	1	1	1	4	23					
LIQUOR LAWS	22	M									1							1	1	1	1			
		F		1																				1
DRUNKENNESS	23	M																						
		F																						
DISORDERLY CONDUCT	24	M								3				1				4	5		3			
		F						1		1		1		1				4						
VAGRANCY	25	M																						
		F																						
ALL OTHER	26	M	4	2	4	4	9	2	6	27	23	18	16	7	19	7	5	2	186	4	30	6		
		F	1		1		1	1	4	26	11	7	6	7	4	1	1							71
SUSPICION	27	M																						
		F																						
HUMAN TRAFFICKING/COMMERCIAL SEX ACTS	30	M																						
		F																						
HUMAN TRAFFICKING/INVOLUNTARY SERVITUDE	31	M																						
		F																						
TOTAL BY SEX		M	10	7	9	11	16	9	9	59	48	34	28	15	28	10	6	3	302	403	10	60	7	
		F	3	4	2	2	3	8	7	52	25	20	16	15	10	3	4	4						178
GRAND TOTAL			13	11	11	13	19	17	16	111	73	54	44	30	38	13	10	7	480	403	10	60	7	

AGE, SEX AND RACE OF PERSONS ARRESTED
under 18 Years of age

CLASSIFICATIONS OF OFFENSES	UCR	SEX	AGE						TOT	RACE									
			Under 10	10-12	13-14	15	16	17		WHT	BLK	IND	ASN	PAC					
			MURDER/NONNEG MANSLAUGHTER	01A	M														
		F																	
MANSLAUGHTER BY NEGLIGENCE	01B	M																	
		F																	
RAPE	02	M																	
		F																	
ROBBERY	03	M																	
		F																	
AGGRAVATED ASSAULT	04	M		1					1	1									
		F																	
BURGLARY	05	M																	
		F																	
LARCENY	06	M			3	1	3		7	12			1						
		F				3	2	1	6										
MOTOR VEHICLE THEFT	07	M			1				1	1									
		F																	
OTHER ASSAULTS	08	M			1				1	2									
		F				1			1										
ARSON	09	M																	
		F																	
FORGERY	10	M																	
		F																	
FRAUD	11	M																	
		F																	
EMBEZZLEMENT	12	M																	
		F																	
STOLEN PROPERTY	13	M																	
		F																	
VANDALISM	14	M			1		1		2	2									
		F																	
WEAPONS	15	M				1		1	2	2									
		F																	
PROSTITUTION	16	M																	
		F																	
PROSTITUTION	16a	M																	
		F																	

AGE, SEX AND RACE OF PERSONS ARRESTED
under 18 Years of age

CLASSIFICATIONS OF OFFENSES	UCR	SEX	AGE						TOT	RACE									
			Under 10	10-12	13-14	15	16	17		WHT	BLK	IND	ASN	PAC					
			ASSISTING OR PROMOTING PROSTITUTION	16b	M														
		F																	
PURCHASING PROSTITUTION	16c	M																	
		F																	
SEX OFFENSES	17	M						1	1	1									
		F																	
DRUG/SALE/MAN	180	M																	
		F																	
NARCOTICS	180a	M																	
		F																	
MARIJUANA	180b	M																	
		F																	
SYNTHETIC NARC	180c	M																	
		F																	
OTHER/NON-NARC	180d	M																	
		F																	
DRUG/POSSESSION	185	M		1	1			1	3	4									
		F			1				1										
NARCOTICS	185e	M																	
		F																	
MARIJUANA	185f	M		1	1			1	3	4									
		F			1				1										
SYNTHETIC NARC	185g	M																	
		F																	
OTHER/NON-NARC	185h	M																	
		F																	
GAMBLING	19	M																	
		F																	
BOOKMAKING	19a	M																	
		F																	
NUMBERS	19b	M																	
		F																	
OTHER GAMBLING	19c	M																	
		F																	
FAMILY/CHILD	20	M																	
		F																	

AGE, SEX AND RACE OF PERSONS ARRESTED
under 18 Years of age

CLASSIFICATIONS OF OFFENSES	UCR	SEX	AGE							TOT	RACE				
			Under 10	10-12	13-14	15	16	17	WHT		BLK	IND	ASN	PAC	
			DRIVING INFLUENCE	21	M							1	1	1	
		F													
LIQUOR LAWS	22	M			1		1	1	3	4					
		F					1		1						
DRUNKENNESS	23	M													
		F													
DISORDERLY CONDUCT	24	M													
		F													
VAGRANCY	25	M													
		F													
ALL OTHER	26	M			2		1	3	6	7					
		F					1		1						
SUSPICION	27	M													
		F													
CURFEW	28	M													
		F													
RUN-AWAYS	29	M													
		F													
HUMAN TRAFFICKING/COMMERCIAL SEX ACTS	30	M													
		F													
HUMAN TRAFFICKING/INVOLUNTARY SERVITUDE	31	M													
		F													
TOTAL BY SEX		M		2	10	2	6	8	28	37		1			
		F			1	4	4	1	10						
GRAND TOTAL				2	11	6	10	9	38	37		1			

RETURN A - MONTHLY RETURN OF OFFENSES KNOWN TO POLICE

(1) Classification of Offense	(2) Offenses Reported	(3) Unfounded Offenses	(4) Actual Offenses	(5) Offenses Cleared	(6) Juveniles Only
CRIMINAL HOMICIDE					
MURDER/NONNEG MANSLAUGHTER					
MANSLAUGHTER BY NEGLIGENCE					
TOTAL					
RAPE					
RAPE	10		10		
ATTEMPTS TO COMMIT RAPE					
TOTAL	10		10		
ROBBERY					
FIREARM					
KNIFE/CUTTING INSTRUMENT	1		1	1	
OTHER DANGEROUS WEAPON					
STRONG-ARM (HANDS, FISTS)	2		2	1	
TOTAL	3		3	2	
ASSAULT					
FIREARM	1		1		
KNIFE OR CUTTING INSTRUMENT	5		5	5	
OTHER DANGEROUS WEAPON	8		8	8	1
HANDS, FIST, FEET, AGGRAVATED	3		3	3	
OTHER ASSAULTS - SIMPLE	74		74	74	3
TOTAL	91		91	90	4
BURGLARY					
FORCIBLE ENTRY	12		12	2	1
UNLAWFUL ENTRY - NO FORCE	16		16	9	6
ATTEMPTED FORCIBLE ENTRY	3		3	2	1
TOTAL	31		31	13	8
LARCENY-THEFT					
THEFT (EX MOTOR VEHICLE)	227	7	220	58	17
TOTAL	227	7	220	58	17
MOTOR VEHICLE THEFT					
AUTOS	8	1	7	1	
TRUCKS AND BUSES	1		1	1	
OTHER VEHICLES	3		3	1	
TOTAL	12	1	11	3	
GRAND TOTAL	374	8	366	166	29

PROPERTY STOLEN BY CLASSIFICATION

CLASSIFICATION OF OFFENSES	NUMBER ACTUAL OFFENSES	VALUE OF PROPERTY STOLEN
MURDER/NONNEG MANSLAUGHTER		
RAPE	10	
ROBBERY		
HIGHWAY (STREET, ALLEYS, ETC.)	2	\$ 300
COMMERCIAL HOUSE		
GAS OR SERVICE STATION		
CONVENIENCE STORE		
RESIDENCE		
BANK	1	\$ 800
MISCELLANEOUS		
TOTAL ROBBERY	3	\$ 1,100
BURGLARY		
RESIDENCE (DWELLING)		
NIGHT (6PM-6AM)	4	\$ 299
DAY (6AM-6PM)	6	\$ 7,196
UNKNOWN	4	\$ 1,790
NON-RESIDENCE (STORE ETC.)		
NIGHT (6PM-6AM)	14	\$ 15,940
DAY (6AM-6PM)		
UNKNOWN	3	\$ 2,453
TOTAL BURGLARY	31	\$ 27,678
LARCENY-THEFT		
\$200 AND OVER	91	\$ 153,596
\$50 TO \$200	62	\$ 5,867
UNDER \$50	67	\$ 1,503
TOTAL	220	\$ 160,966
6X. NATURE OF LARCENIES UNDER ITEM 6		
POCKET-PICKING		
PURSE-SNATCHING	1	\$ 100
SHOPLIFTING	55	\$ 4,874
FROM MOTOR VEHICLE	43	\$ 15,770
MOTOR VEHICLE PARTS & ACCESSORIES	5	\$ 647
BICYCLES	15	\$ 2,231
FROM BUILDING(EX C&H)	67	\$ 119,994
FROM COIN-OP MACHINES		
ALL OTHER	34	\$ 17,350
TOTAL LARCENY	220	\$ 160,966
MOTOR VEHICLE THEFT	11	\$ 67,997
STOLEN & RECOVERED LOCALLY	9	
STOLEN LOCALLY & RECOVERED OTHER		
TOTAL STOLEN OTHER & RECOVERED LOCAL	9	
STOLEN IN OTHER JURIS & RECOVERED LOCALLY		
TOTAL MOTOR VEHICLE THEFT	11	\$ 67,997
GRAND TOTAL	275	\$ 257,741

PROPERTY BY TYPE AND VALUE

Type of Property (1)	Monetary Value of Property Stolen in Your Jurisdiction	
	STOLEN (2)	RECOVERED (3)
CURRENCY, NOTES, ETC.	\$ 23,747	\$ 5,462
JEWELRY & PRECIOUS METALS	\$ 29,265	\$ 1,330
CLOTHING AND FURS	\$ 12,479	\$ 2,767
LOCALLY STOLEN MOTOR VEHICLE	\$ 67,845	\$ 62,041
OFFICE EQUIPMENT	\$ 3,617	
TV, RADIOS, CAMERAS, ETC.	\$ 6,010	\$ 200
FIREARMS	\$ 6,740	\$ 2,280
HOUSEHOLD GOODS	\$ 740	\$ 160
CONSUMABLE GOODS	\$ 4,498	\$ 1,823
LIVESTOCK		
MISCELLANEOUS	\$ 102,800	\$ 19,081
GRAND TOTAL	\$ 257,741	\$ 95,144

AGE, SEX AND RACE OF PERSONS ARRESTED
18 Years of age and over

CLASSIFICATIONS OF OFFENSES	UCR	SEX	AGE													TOT	RACE							
			18	19	20	21	22	23	24	25-29	30-34	35-39	40-44	45-49	50-54		55-59	60-64	65 OV	WHT	BLK	IND	ASN	PAC
MURDER/NONNEG MANSLAUGHTER	01A	M																						
		F																						
MANSLAUGHTER BY NEGLIGENCE	01B	M																						
		F																						
RAPE	02	M																						
		F																						
ROBBERY	03	M			1		1												2	1			1	
		F																						
AGGRAVATED ASSAULT	04	M						1		3	2	1	1	1			1		10	12			3	
		F							1		2				2				5					
BURGLARY	05	M						1		1	1	2							5	4	1			
		F																						
LARCENY	06	M	1	2	1	2		1		2	6	3	1	2	2	1	1	1	26	28			9	
		F	1				2			1	1	1	2	1				1	1	11				
MOTOR VEHICLE THEFT	07	M													1				1	2			1	
		F								1	1								2					
OTHER ASSAULTS	08	M	2			1	3	1	5	7	8	7	4	4	4	1	1		48	41	1		22	
		F						1		6	5	3	1	2					18					
ARSON	09	M																						
		F																						
FORGERY	10	M										1							1	1				
		F																						
FRAUD	11	M																						
		F																						
EMBEZZLEMENT	12	M																						
		F																						
STOLEN PROPERTY	13	M																						
		F																						
VANDALISM	14	M	1						1	5	1	1	1						10	8			2	
		F																						
WEAPONS	15	M								1									1	1				
		F																						
PROSTITUTION	16	M																						
		F																						
PROSTITUTION	16a	M																						
		F																						

AGE, SEX AND RACE OF PERSONS ARRESTED
18 Years of age and over

CLASSIFICATIONS OF OFFENSES	UCR	SEX	AGE													TOT	RACE							
			18	19	20	21	22	23	24	25-29	30-34	35-39	40-44	45-49	50-54		55-59	60-64	65 OV	WHT	BLK	IND	ASN	PAC
ASSISTING OR PROMOTING PROSTITUTION	16b	M																						
		F																						
PURCHASING PROSTITUTION	16c	M																						
		F																						
SEX OFFENSES	17	M			1															1				
		F																						
DRUG/SALE/MAN	180	M			1					2	7				1	1			12	9	1	6		
		F		1		1				1	1								4					
NARCOTICS	180a	M								1									1	1				
		F																						
MARIJUANA	180b	M			1														1	1				
		F																						
SYNTHETIC NARC	180c	M								1	7				1	1			10	7	1	6		
		F		1		1				1	1								4					
OTHER/NON-NARC	180d	M																						
		F																						
DRUG/POSSESSION	185	M	1	1						1	1	2		1					7	7		2		
		F		1								1							2					
NARCOTICS	185e	M																						
		F																						
MARIJUANA	185f	M	1	1															2	2				
		F																						
SYNTHETIC NARC	185g	M								1	1	2		1					5	5		2		
		F		1							1								2					
OTHER/NON-NARC	185h	M																						
		F																						
GAMBLING	19	M																						
		F																						
BOOKMAKING	19a	M																						
		F																						
NUMBERS	19b	M																						
		F																						
OTHER GAMBLING	19c	M																						
		F																						
FAMILY/CHILD	20	M																						
		F																						

AGE, SEX AND RACE OF PERSONS ARRESTED
18 Years of age and over

CLASSIFICATIONS OF OFFENSES	UCR	SEX	AGE														TOT	RACE						
			18	19	20	21	22	23	24	25-29	30-34	35-39	40-44	45-49	50-54	55-59		60-64	65 OV	WHT	BLK	IND	ASN	PAC
			DRIVING INFLUENCE	21	M		1	2	1	1	1	3	6	5	4	5		2	6	3			40	40
		F					1	1		4	2	2	1						11					
LIQUOR LAWS	22	M		2	2					4		1		2	1	1	1		14	15	1	2		
		F		3								1							4					
DRUNKENNESS	23	M																						
		F																						
DISORDERLY CONDUCT	24	M	2		1			1	2	4	2	6	2	3	6	2	1	1	33	27	1	16		
		F					2		1		3	1		3	1				11					
VAGRANCY	25	M																						
		F																						
ALL OTHER	26	M	4	3	5	3	1	5	3	21	10	21	7	8	11	9	7	4	122	107	6	54		1
		F		1					1	12	8	10	2	1		2	8	1	46					
SUSPICION	27	M																						
		F																						
HUMAN TRAFFICKING/COMMERCIAL SEX ACTS	30	M																						
		F																						
HUMAN TRAFFICKING/INVOLUNTARY SERVITUDE	31	M																						
		F																						
TOTAL BY SEX		M	11	9	14	7	6	11	14	57	43	49	21	23	32	18	12	6	333	304	11	128	3	1
		F	1	6		1	5	2	2	26	22	20	6	7	3	2	9	2	114					
GRAND TOTAL			12	15	14	8	11	13	16	83	65	69	27	30	35	20	21	8	447	304	11	128	3	1

AGE, SEX AND RACE OF PERSONS ARRESTED
under 18 Years of age

CLASSIFICATIONS OF OFFENSES	UCR	SEX	AGE							TOT	RACE				
			Under 10	10-12	13-14	15	16	17	WHT		BLK	IND	ASN	PAC	
MURDER/NONNEG MANSLAUGHTER	01A	M													
		F													
MANSLAUGHTER BY NEGLIGENCE	01B	M													
		F													
RAPE	02	M													
		F													
ROBBERY	03	M													
		F													
AGGRAVATED ASSAULT	04	M			1				1	1					
		F													
BURGLARY	05	M			1	2	1	6	10	7		3			
		F													
LARCENY	06	M			6	9	1		16	16		4			
		F		1	2			1	4						
MOTOR VEHICLE THEFT	07	M									1				
		F				1			1						
OTHER ASSAULTS	08	M			1	1	1		3	5		1			
		F			2		1		3						
ARSON	09	M				1			1	1					
		F													
FORGERY	10	M													
		F													
FRAUD	11	M													
		F													
EMBEZZLEMENT	12	M													
		F													
STOLEN PROPERTY	13	M													
		F													
VANDALISM	14	M			1			2	3	4					
		F			1				1						
WEAPONS	15	M													
		F													
PROSTITUTION	16	M													
		F													
PROSTITUTION	16a	M													
		F													

AGE, SEX AND RACE OF PERSONS ARRESTED
under 18 Years of age

CLASSIFICATIONS OF OFFENSES	UCR	SEX	AGE						TOT	RACE				
			Under 10	10-12	13-14	15	16	17		WHT	BLK	IND	ASN	PAC
			ASSISTING OR PROMOTING PROSTITUTION	16b	M									
		F												
PURCHASING PROSTITUTION	16c	M												
		F												
SEX OFFENSES	17	M												
		F												
DRUG/SALE/MAN	180	M												
		F												
NARCOTICS	180a	M												
		F												
MARIJUANA	180b	M												
		F												
SYNTHETIC NARC	180c	M												
		F												
OTHER/NON-NARC	180d	M												
		F												
DRUG/POSSESSION	185	M						1	1	2		2		
		F			1		1	1	3					
NARCOTICS	185e	M												
		F												
MARIJUANA	185f	M						1	1	1		2		
		F			1			1	2					
SYNTHETIC NARC	185g	M								1				
		F					1		1					
OTHER/NON-NARC	185h	M												
		F												
GAMBLING	19	M												
		F												
BOOKMAKING	19a	M												
		F												
NUMBERS	19b	M												
		F												
OTHER GAMBLING	19c	M												
		F												
FAMILY/CHILD	20	M												
		F												

AGE, SEX AND RACE OF PERSONS ARRESTED
under 18 Years of age

CLASSIFICATIONS OF OFFENSES	UCR	SEX	AGE							TOT	RACE				
			Under 10	10-12	13-14	15	16	17	WHT		BLK	IND	ASN	PAC	
			DRIVING INFLUENCE	21	M							1	1	1	
		F													
LIQUOR LAWS	22	M				1			1	5		1			
		F			1		2	2	5						
DRUNKENNESS	23	M													
		F													
DISORDERLY CONDUCT	24	M													
		F													
VAGRANCY	25	M													
		F													
ALL OTHER	26	M			3	5	1	4	13	15		1			
		F			1		2		3						
SUSPICION	27	M													
		F													
CURFEW	28	M													
		F													
RUN-AWAYS	29	M													
		F													
HUMAN TRAFFICKING/COMMERCIAL SEX ACTS	30	M													
		F													
HUMAN TRAFFICKING/INVOLUNTARY SERVITUDE	31	M													
		F													
TOTAL BY SEX		M			13	19	4	14	50	57	1	12			
		F		1	8	1	6	4	20						
GRAND TOTAL				1	21	20	10	18	70	57	1	12			

MONTHLY RETURN OF ARSON OFFENSES KNOWN TO LAW ENFORCEMENT

1 PROPERTY CLASSIFICATION	2 Offenses Reported or Known to Police (Include Unfounded and attempts)	3 Unfounded, i.e. False or Baseless Complaints	4 Number of Actual Offenses (Column 2 Minus Column 3) (Include Attempts)	5 Total Offenses Cleared by Arrest or Exceptional Means (Include Column 6)	6 Number of Clearances Involving Only Persons Under 18 Years of Age	7 Offenses Where Structures Uninhabited, Abandoned, or not Normally in Use	8 Estimated Value of Property Damage
STRUCTURAL							
A. Single Occupancy Residential: Houses, Townhouses, Duplexes, etc.							
B. Other Residential: Apartments, Tenements, Flats, Hotels, Motels, Inns, Dormitories, Boarding Houses, etc.	1		1	1	1		\$1,000
C. Storage: Barns, Garages, Warehouses, etc.							
D. Industrial/Manufacturing:							
E. Other Commercial: Stores, Restaurants, Offices, etc.							
F. Community/Public: Churches, Jails, Schools, Colleges, Hospitals, etc.							
G. All Other Structure: Out Buildings, Monuments, Buildings Under Constructions, etc.							
TOTAL STRUCTURAL	1		1	1	1		\$1,000
MOBILE							
H. Motor Vehicles: Automobiles, Trucks, Buses, Motorcycles, etc. UCR Definition							
I. Other Mobile Property: Trailers, Recreational Vehicles, Airplanes, Boats, etc.							
TOTAL MOBILE							
OTHER							
J. TOTAL OTHER Crops, Timber, Fences, Signs, etc.							
TOTAL OTHER							
GRAND TOTAL	1		1	1	1		\$1,000

RETURN A - MONTHLY RETURN OF OFFENSES KNOWN TO POLICE

(1) Classification of Offense	(2) Offenses Reported	(3) Unfounded Offenses	(4) Actual Offenses	(5) Offenses Cleared	(6) Juveniles Only
CRIMINAL HOMICIDE					
MURDER/NONNEG MANSLAUGHTER	1		1	1	
MANSLAUGHTER BY NEGLIGENCE					
TOTAL	1		1	1	
RAPE					
RAPE	2	1	1		
ATTEMPTS TO COMMIT RAPE					
TOTAL	2	1	1		
ROBBERY					
FIREARM	1		1		
KNIFE/CUTTING INSTRUMENT	3	1	2	2	
OTHER DANGEROUS WEAPON					
STRONG-ARM (HANDS, FISTS)	3	1	2		
TOTAL	7	2	5	2	
ASSAULT					
FIREARM	4		4	1	
KNIFE OR CUTTING INSTRUMENT	22	2	20	8	
OTHER DANGEROUS WEAPON					
HANDS, FIST, FEET, AGGRAVATED	35	4	31	20	
OTHER ASSAULTS - SIMPLE	315	17	298	52	
TOTAL	376	23	353	81	
BURGLARY					
FORCIBLE ENTRY	38	7	31	5	
UNLAWFUL ENTRY - NO FORCE	4		4	1	
ATTEMPTED FORCIBLE ENTRY	1		1		
TOTAL	43	7	36	6	
LARCENY-THEFT					
THEFT (EX MOTOR VEHICLE)	227	24	203	10	
TOTAL	227	24	203	10	
MOTOR VEHICLE THEFT					
AUTOS	33	6	27	6	1
TRUCKS AND BUSES					
OTHER VEHICLES					
TOTAL	33	6	27	6	1
GRAND TOTAL	689	63	626	106	1

PROPERTY STOLEN BY CLASSIFICATION

CLASSIFICATION OF OFFENSES	NUMBER ACTUAL OFFENSES	VALUE OF PROPERTY STOLEN
MURDER/NONNEG MANSLAUGHTER	1	
RAPE	1	
ROBBERY		
HIGHWAY (STREET, ALLEYS, ETC.)	1	\$ 10
COMMERCIAL HOUSE	3	\$ 137
GAS OR SERVICE STATION		
CONVENIENCE STORE		
RESIDENCE		
BANK		
MISCELLANEOUS	1	
TOTAL ROBBERY	5	\$ 147
BURGLARY		
RESIDENCE (DWELLING)		
NIGHT (6PM-6AM)	6	\$ 4,025
DAY (6AM-6PM)	6	\$ 2,707
UNKNOWN	9	\$ 11,352
NON-RESIDENCE (STORE ETC.)		
NIGHT (6PM-6AM)	7	\$ 478
DAY (6AM-6PM)	8	\$ 4,102
UNKNOWN		
TOTAL BURGLARY	36	\$ 22,664
LARCENY-THEFT		
\$200 AND OVER	101	\$ 98,702
\$50 TO \$200	42	\$ 3,961
UNDER \$50	60	\$ 644
TOTAL	203	\$ 103,307
6X. NATURE OF LARCENIES UNDER ITEM 6		
POCKET-PICKING		
PURSE-SNATCHING		
SHOPLIFTING	22	\$ 465
FROM MOTOR VEHICLE	44	\$ 7,548
MOTOR VEHICLE PARTS & ACCESSORIES	3	\$ 1,157
BICYCLES	8	\$ 3,850
FROM BUILDING(EX C&H)	22	\$ 13,559
FROM COIN-OP MACHINES		
ALL OTHER	104	\$ 76,728
TOTAL LARCENY	203	\$ 103,307
MOTOR VEHICLE THEFT	27	\$ 92,483
STOLEN & RECOVERED LOCALLY	8	\$ 35,243
STOLEN LOCALLY & RECOVERED OTHER	1	\$ 2,500
TOTAL STOLEN OTHER & RECOVERED LOCAL	9	\$ 37,743
STOLEN IN OTHER JURIS & RECOVERED LOCALLY		
TOTAL MOTOR VEHICLE THEFT	27	\$ 92,483
GRAND TOTAL	273	\$ 218,601

PROPERTY BY TYPE AND VALUE

Type of Property (1)	Monetary Value of Property Stolen in Your Jurisdiction	
	STOLEN (2)	RECOVERED (3)
CURRENCY, NOTES, ETC.	\$ 17,011	\$ 54
JEWELRY & PRECIOUS METALS	\$ 5,150	
CLOTHING AND FURS	\$ 5,474	\$ 2,657
LOCALLY STOLEN MOTOR VEHICLE	\$ 80,750	\$ 54,550
OFFICE EQUIPMENT	\$ 7,624	
TV, RADIOS, CAMERAS, ETC.	\$ 5,602	\$ 20
FIREARMS	\$ 10,358	\$ 800
HOUSEHOLD GOODS	\$ 5,832	\$ 289
CONSUMABLE GOODS	\$ 3,252	\$ 517
LIVESTOCK		
MISCELLANEOUS	\$ 77,548	\$ 30,961
GRAND TOTAL	\$ 218,601	\$ 89,848

AGE, SEX AND RACE OF PERSONS ARRESTED
18 Years of age and over

CLASSIFICATIONS OF OFFENSES	UCR	SEX	AGE													TOT	RACE								
			18	19	20	21	22	23	24	25-29	30-34	35-39	40-44	45-49	50-54		55-59	60-64	65 OV	WHT	BLK	IND	ASN	PAC	
MURDER/NONNEG MANSLAUGHTER	01A	M										1								1	1				
		F																							
MANSLAUGHTER BY NEGLIGENCE	01B	M																							
		F																							
RAPE	02	M																							
		F																							
ROBBERY	03	M							1	1		1	1							4	1		3		
		F																							
AGGRAVATED ASSAULT	04	M		1				1		4	1	3	5		2	2				19	13		4	2	2
		F									2									2					
BURGLARY	05	M							3		1								4	3		4			
		F							3										3						
LARCENY	06	M		1								2		1					4	4		1	2		
		F					1		2										3						
MOTOR VEHICLE THEFT	07	M						1	3	1	1								6	6		2			
		F							2										2						
OTHER ASSAULTS	08	M				1	1	1	1	11	6	5	1	6	1		1		35	25	2	6	9		
		F						1	1		3	1			1				7						
ARSON	09	M																							
		F																							
FORGERY	10	M																							
		F																							
FRAUD	11	M						1											1	1		1			
		F						1											1						
EMBEZZLEMENT	12	M																							
		F																							
STOLEN PROPERTY	13	M							1										1			1			
		F																							
VANDALISM	14	M						1	1		2			1					5	3	1		2		
		F							1										1						
WEAPONS	15	M				1		1						1					3	4					
		F					1												1						
PROSTITUTION	16	M																							
		F																							
PROSTITUTION	16a	M																							
		F																							

AGE, SEX AND RACE OF PERSONS ARRESTED
18 Years of age and over

CLASSIFICATIONS OF OFFENSES	UCR	SEX	AGE													TOT	RACE							
			18	19	20	21	22	23	24	25-29	30-34	35-39	40-44	45-49	50-54		55-59	60-64	65 OV	WHT	BLK	IND	ASN	PAC
ASSISTING OR PROMOTING PROSTITUTION	16b	M																						
		F																						
PURCHASING PROSTITUTION	16c	M																						
		F																						
SEX OFFENSES	17	M																						
		F																						
DRUG/SALE/MAN	180	M					1	1	1	5	2	1								11	15		1	2
		F				3				3	1									7				
NARCOTICS	180a	M					1	1	1	4	2	1								10	14		1	2
		F				3				3	1									7				
MARIJUANA	180b	M																						
		F																						
SYNTHETIC NARC	180c	M								1										1	1			
		F																						
OTHER/NON-NARC	180d	M																						
		F																						
DRUG/POSSESSION	185	M		1							1									2	1			1
		F																						
NARCOTICS	185e	M									1									1	1			
		F																						
MARIJUANA	185f	M		1																1				1
		F																						
SYNTHETIC NARC	185g	M																						
		F																						
OTHER/NON-NARC	185h	M																						
		F																						
GAMBLING	19	M																						
		F																						
BOOKMAKING	19a	M																						
		F																						
NUMBERS	19b	M																						
		F																						
OTHER GAMBLING	19c	M																						
		F																						
FAMILY/CHILD	20	M																						1
		F																			1			

AGE, SEX AND RACE OF PERSONS ARRESTED
18 Years of age and over

CLASSIFICATIONS OF OFFENSES	UCR	SEX	AGE														TOT	RACE						
			18	19	20	21	22	23	24	25-29	30-34	35-39	40-44	45-49	50-54	55-59		60-64	65 OV	WHT	BLK	IND	ASN	PAC
			DRIVING INFLUENCE	21	M	3	4	2		2	2		8	4	5	2		2	2	2			38	29
		F			1		1			1			2	2	1				8					
LIQUOR LAWS	22	M			1					1	1		2	3	1	1			10	13		1		
		F	1		2									1					4					
DRUNKENNESS	23	M																						
		F																						
DISORDERLY CONDUCT	24	M								1		2							3	2		1	1	
		F					1												1					
VAGRANCY	25	M																						
		F																						
ALL OTHER	26	M	1		2	1	3	3	1	30	12	12	2	9	8	6		1	91	77	1	25	17	2
		F			2	1	4			9	5	2	1	3	3	1			31					
SUSPICION	27	M																						
		F																						
HUMAN TRAFFICKING/COMMERCIAL SEX ACTS	30	M																						
		F																						
HUMAN TRAFFICKING/INVOLUNTARY SERVITUDE	31	M																						
		F																						
TOTAL BY SEX		M	4	7	5	3	7	11	5	70	28	35	13	22	15	11	1	1	238	198	5	57	45	5
		F	1		5	4	8	2	1	21	11	3	3	6	6	1			72					
GRAND TOTAL			5	7	10	7	15	13	6	91	39	38	16	28	21	12	1	1	310	198	5	57	45	5

AGE, SEX AND RACE OF PERSONS ARRESTED
under 18 Years of age

CLASSIFICATIONS OF OFFENSES	UCR	SEX	AGE						TOT	RACE				
			Under 10	10-12	13-14	15	16	17		WHT	BLK	IND	ASN	PAC
MURDER/NONNEG MANSLAUGHTER	01A	M												
		F												
MANSLAUGHTER BY NEGLIGENCE	01B	M												
		F												
RAPE	02	M												
		F												
ROBBERY	03	M												
		F												
AGGRAVATED ASSAULT	04	M												
		F												
BURGLARY	05	M												
		F												
LARCENY	06	M												
		F												
MOTOR VEHICLE THEFT	07	M					1		1	1				
		F												
OTHER ASSAULTS	08	M												
		F												
ARSON	09	M												
		F												
FORGERY	10	M												
		F												
FRAUD	11	M												
		F												
EMBEZZLEMENT	12	M												
		F												
STOLEN PROPERTY	13	M												
		F												
VANDALISM	14	M												
		F												
WEAPONS	15	M												
		F												
PROSTITUTION	16	M												
		F												
PROSTITUTION	16a	M												
		F												

AGE, SEX AND RACE OF PERSONS ARRESTED
under 18 Years of age

CLASSIFICATIONS OF OFFENSES	UCR	SEX	AGE						TOT	RACE				
			Under 10	10-12	13-14	15	16	17		WHT	BLK	IND	ASN	PAC
ASSISTING OR PROMOTING PROSTITUTION	16b	M												
		F												
PURCHASING PROSTITUTION	16c	M												
		F												
SEX OFFENSES	17	M												
		F												
DRUG/SALE/MAN	180	M												
		F												
NARCOTICS	180a	M												
		F												
MARIJUANA	180b	M												
		F												
SYNTHETIC NARC	180c	M												
		F												
OTHER/NON-NARC	180d	M												
		F												
DRUG/POSSESSION	185	M												
		F												
NARCOTICS	185e	M												
		F												
MARIJUANA	185f	M												
		F												
SYNTHETIC NARC	185g	M												
		F												
OTHER/NON-NARC	185h	M												
		F												
GAMBLING	19	M												
		F												
BOOKMAKING	19a	M												
		F												
NUMBERS	19b	M												
		F												
OTHER GAMBLING	19c	M												
		F												
FAMILY/CHILD	20	M												
		F												

AGE, SEX AND RACE OF PERSONS ARRESTED
under 18 Years of age

CLASSIFICATIONS OF OFFENSES	UCR	SEX	AGE							TOT	RACE				
			Under 10	10-12	13-14	15	16	17	WHT		BLK	IND	ASN	PAC	
			DRIVING INFLUENCE	21	M						1	1	2	2	
		F													
LIQUOR LAWS	22	M											1		
		F			1				1						
DRUNKENNESS	23	M													
		F													
DISORDERLY CONDUCT	24	M													
		F													
VAGRANCY	25	M													
		F													
ALL OTHER	26	M					1		1					1	
		F													
SUSPICION	27	M													
		F													
CURFEW	28	M													
		F													
RUN-AWAYS	29	M													
		F													
HUMAN TRAFFICKING/COMMERCIAL SEX ACTS	30	M													
		F													
HUMAN TRAFFICKING/INVOLUNTARY SERVITUDE	31	M													
		F													
TOTAL BY SEX		M					3	1	4	3			1	1	
		F			1				1						
GRAND TOTAL					1		3	1	5	3			1	1	

MONTHLY RETURN OF ARSON OFFENSES KNOWN TO LAW ENFORCEMENT

1 PROPERTY CLASSIFICATION	2 Offenses Reported or Known to Police (Include Unfounded and attempts)	3 Unfounded, i.e. False or Baseless Complaints	4 Number of Actual Offenses (Column 2 Minus Column 3) (Include Attempts)	5 Total Offenses Cleared by Arrest or Exceptional Means (Include Column 6)	6 Number of Clearances Involving Only Persons Under 18 Years of Age	7 Offenses Where Structures Uninhabited, Abandoned, or not Normally in Use	8 Estimated Value of Property Damage
STRUCTURAL							
A. Single Occupancy Residential: Houses, Townhouses, Duplexes, etc.							
B. Other Residential: Apartments, Tenements, Flats, Hotels, Motels, Inns, Dormitories, Boarding Houses, etc.							
C. Storage: Barns, Garages, Warehouses, etc.							
D. Industrial/Manufacturing:							
E. Other Commercial: Stores, Restaurants, Offices, etc.							
F. Community/Public: Churches, Jails, Schools, Colleges, Hospitals, etc.							
G. All Other Structure: Out Buildings, Monuments, Buildings Under Constructions, etc.							
TOTAL STRUCTURAL							
MOBILE							
H. Motor Vehicles: Automobiles, Trucks, Buses, Motorcycles, etc. UCR Definition	1		1				
I. Other Mobile Property: Trailers, Recreational Vehicles, Airplanes, Boats, etc.							
TOTAL MOBILE	1		1				
OTHER							
J. TOTAL OTHER Crops, Timber, Fences, Signs, etc.							
TOTAL OTHER							
GRAND TOTAL	1		1				

RETURN A - MONTHLY RETURN OF OFFENSES KNOWN TO POLICE

(1) Classification of Offense	(2) Offenses Reported	(3) Unfounded Offenses	(4) Actual Offenses	(5) Offenses Cleared	(6) Juveniles Only
CRIMINAL HOMICIDE					
MURDER/NONNEG MANSLAUGHTER	1		1	1	1
MANSLAUGHTER BY NEGLIGENCE					
TOTAL	1		1	1	1
RAPE					
RAPE	32	6	26	13	
ATTEMPTS TO COMMIT RAPE	4	2	2	2	
TOTAL	36	8	28	15	
ROBBERY					
FIREARM					
KNIFE/CUTTING INSTRUMENT	1		1	1	
OTHER DANGEROUS WEAPON					
STRONG-ARM (HANDS, FISTS)	3		3	1	
TOTAL	4		4	2	
ASSAULT					
FIREARM	8	2	6	3	
KNIFE OR CUTTING INSTRUMENT	22	3	19	14	
OTHER DANGEROUS WEAPON	39	6	33	23	5
HANDS, FIST, FEET, AGGRAVATED	22	2	20	18	
OTHER ASSAULTS - SIMPLE	442	87	355	321	19
TOTAL	533	100	433	379	24
BURGLARY					
FORCIBLE ENTRY	11		11	8	2
UNLAWFUL ENTRY - NO FORCE	16	3	13	12	5
ATTEMPTED FORCIBLE ENTRY	20	3	17	16	7
TOTAL	47	6	41	36	14
LARCENY-THEFT					
THEFT (EX MOTOR VEHICLE)	144	20	124	86	30
TOTAL	144	20	124	86	30
MOTOR VEHICLE THEFT					
AUTOS	8	2	6	4	1
TRUCKS AND BUSES	9	2	7	7	1
OTHER VEHICLES	32	4	28	14	2
TOTAL	49	8	41	25	4
GRAND TOTAL	814	142	672	544	73

PROPERTY STOLEN BY CLASSIFICATION

CLASSIFICATION OF OFFENSES	NUMBER ACTUAL OFFENSES	VALUE OF PROPERTY STOLEN
MURDER/NONNEG MANSLAUGHTER	1	
RAPE	28	
ROBBERY		
HIGHWAY (STREET, ALLEYS, ETC.)	1	\$ 80
COMMERCIAL HOUSE	1	
GAS OR SERVICE STATION		
CONVENIENCE STORE		
RESIDENCE	2	\$ 105
BANK		
MISCELLANEOUS		
TOTAL ROBBERY	4	\$ 185
BURGLARY		
RESIDENCE (DWELLING)		
NIGHT (6PM-6AM)	14	\$ 1,000
DAY (6AM-6PM)	8	\$ 90
UNKNOWN	3	\$ 585
NON-RESIDENCE (STORE ETC.)		
NIGHT (6PM-6AM)	15	\$ 6,184
DAY (6AM-6PM)	1	
UNKNOWN		
TOTAL BURGLARY	41	\$ 7,859
LARCENY-THEFT		
\$200 AND OVER	62	\$ 65,604
\$50 TO \$200	26	\$ 2,487
UNDER \$50	36	\$ 547
TOTAL	124	\$ 68,638
6X. NATURE OF LARCENIES UNDER ITEM 6		
POCKET-PICKING	2	\$ 125
PURSE-SNATCHING		
SHOPLIFTING	25	\$ 321
FROM MOTOR VEHICLE	3	\$ 761
MOTOR VEHICLE PARTS & ACCESSORIES	1	\$ 100
BICYCLES	17	\$ 5,353
FROM BUILDING(EX C&H)	31	\$ 28,038
FROM COIN-OP MACHINES	1	\$ 1,430
ALL OTHER	44	\$ 32,510
TOTAL LARCENY	124	\$ 68,638
MOTOR VEHICLE THEFT	41	\$ 249,920
STOLEN & RECOVERED LOCALLY	24	\$ 13,000
STOLEN LOCALLY & RECOVERED OTHER		
TOTAL STOLEN OTHER & RECOVERED LOCAL	24	\$ 13,000
STOLEN IN OTHER JURIS & RECOVERED LOCALLY		
TOTAL MOTOR VEHICLE THEFT	41	\$ 249,920
GRAND TOTAL	239	\$ 326,602

PROPERTY BY TYPE AND VALUE

Type of Property (1)	Monetary Value of Property Stolen in Your Jurisdiction	
	STOLEN (2)	RECOVERED (3)
CURRENCY, NOTES, ETC.	\$ 4,048	\$ 775
JEWELRY & PRECIOUS METALS	\$ 3,000	
CLOTHING AND FURS	\$ 185	\$ 80
LOCALLY STOLEN MOTOR VEHICLE	\$ 249,505	\$ 98,800
OFFICE EQUIPMENT	\$ 1,000	
TV, RADIOS, CAMERAS, ETC.	\$ 1,785	\$ 500
FIREARMS	\$ 2,100	\$ 2,100
HOUSEHOLD GOODS	\$ 1,100	\$ 1,000
CONSUMABLE GOODS	\$ 14,829	\$ 659
LIVESTOCK		
MISCELLANEOUS	\$ 49,050	\$ 23,959
GRAND TOTAL	\$ 326,602	\$ 127,873

LAW ENFORCEMENT OFFICERS KILLED OR ASSAULTED

Type of activity	Total assaults by weapon	Type of Weapon				Type of Assignment						Officer assaults cleared	
		Firearm	Knife or other cutting instrument	Other dangerous weapon	Hands, fists, feet, etc.	Two-officer vehicle	One-officer vehicle		Detective or special assign.		Other		
							Alone	Asst	Alone	Ast	Alone		Asst
A	B	C	D	E	F	G	H	I	J	K	L	M	
1. Responding to disturbance calls (family quarrels, person with firearm, etc.)	3				3		1	2					3
2. Burglaries in progress or pursuing burglary suspects	2				2		2						2
3. Robberies in progress or pursuing robbery suspects													
4. Attempting other arrests	2				2		1	1					2
5. Civil disorder (riot, mass disobedience, etc.)													
6. Handling, transporting, custody of prisoners	3			1	2	2						1	3
7. Investigating suspicious persons or circumstances													
8. Ambush – no warning													
9. Mentally deranged													
10. Traffic pursuits and stops													
11. All other	2				2	1				1			2
12. TOTAL (1-11)	12			1	11	3	4	3		1		1	12
13. Number with person injury	1				1								
14. Number without personal injury	11			1	10								

15. Time of assaults	12 AM	2 AM	4 AM	6 AM	8 AM	10 AM	NOON	2 PM	4 PM	6 PM	8 PM	10 PM	UNK
		2	1	3						1	3	2	

AGE, SEX AND RACE OF PERSONS ARRESTED
18 Years of age and over

CLASSIFICATIONS OF OFFENSES	UCR	SEX	AGE													TOT	RACE									
			18	19	20	21	22	23	24	25-29	30-34	35-39	40-44	45-49	50-54		55-59	60-64	65 OV	WHT	BLK	IND	ASN	PAC		
MURDER/NONNEG MANSLAUGHTER	01A	M	1																		1			1		
		F																								
MANSLAUGHTER BY NEGLIGENCE	01B	M																								
		F																								
RAPE	02	M								1	1	1	2								5			5		
		F																								
ROBBERY	03	M				1						1									2			2		
		F																								
AGGRAVATED ASSAULT	04	M	2	1	1	1			2	5	5		3	4	3	2	1			30	1	1	39	1		
		F							2	3	2	2	1		2					12						
BURGLARY	05	M	1	1	2		2	1		2	1	2								12			15			
		F		1						1		1								3						
LARCENY	06	M	1	1	1			1		2	2	2	2							12			15			
		F	1							1						1				3						
MOTOR VEHICLE THEFT	07	M	1	1	2	1				2										7			9			
		F						2												2						
OTHER ASSAULTS	08	M		4	2	4		2	9	27	24	13	7	9	9	7			1	118	4	1	154			
		F	1	1		2	2	4	2	14	5	3	2	3	2					41						
ARSON	09	M			1															1			1			
		F																								
FORGERY	10	M																								
		F																								
FRAUD	11	M								1										1			1			
		F																								
EMBEZZLEMENT	12	M																								
		F																								
STOLEN PROPERTY	13	M																								
		F																								
VANDALISM	14	M	1		1	1	2	3	1	5	2	1				1				18			27			
		F	1	2					2	1	1		1		1					9						
WEAPONS	15	M								3	1									4			4			
		F																								
PROSTITUTION	16	M																								
		F																								
PROSTITUTION	16a	M																								
		F																								

AGE, SEX AND RACE OF PERSONS ARRESTED
18 Years of age and over

CLASSIFICATIONS OF OFFENSES	UCR	SEX	AGE													TOT	RACE							
			18	19	20	21	22	23	24	25-29	30-34	35-39	40-44	45-49	50-54		55-59	60-64	65 OV	WHT	BLK	IND	ASN	PAC
ASSISTING OR PROMOTING PROSTITUTION	16b	M																						
		F																						
PURCHASING PROSTITUTION	16c	M																						
		F																						
SEX OFFENSES	17	M				1			1	4	1	2					1		10	1		11		
		F					1					1							2					
DRUG/SALE/MAN	180	M								1									1					
		F																						
NARCOTICS	180a	M																						
		F																						
MARIJUANA	180b	M																						
		F																						
SYNTHETIC NARC	180c	M																						
		F																						
OTHER/NON-NARC	180d	M								1									1			1		
		F																						
DRUG/POSSESSION	185	M		1							1								2			5		
		F		1							1	1							3					
NARCOTICS	185e	M																						
		F																						
MARIJUANA	185f	M		1															1			3		
		F		1							1								2					
SYNTHETIC NARC	185g	M									1								1			2		
		F									1								1					
OTHER/NON-NARC	185h	M																						
		F																						
GAMBLING	19	M																						
		F																						
BOOKMAKING	19a	M																						
		F																						
NUMBERS	19b	M																						
		F																						
OTHER GAMBLING	19c	M																						
		F																						
FAMILY/CHILD	20	M	1																1			3		
		F						1			1								2					

AGE, SEX AND RACE OF PERSONS ARRESTED
18 Years of age and over

CLASSIFICATIONS OF OFFENSES	UCR	SEX	AGE															TOT	RACE					
			18	19	20	21	22	23	24	25-29	30-34	35-39	40-44	45-49	50-54	55-59	60-64		65 OV	WHT	BLK	IND	ASN	PAC
DRIVING INFLUENCE	21	M	5	2	1	1	1	1	4	12	6	6	2	4	1	3		1	50	3		68	1	
		F	2	2			1	2		5	1	4	2	1	1	1			22					
LIQUOR LAWS	22	M	8	13	10	4		1	4	12	3	1	4	1	10	3	5	1	80	1	2	118		
		F	7	4	1			2		9	4	5	4	2	2	1			41					
DRUNKENNESS	23	M							1	1	2		2	1				7			13			
		F		1	1				1	1		1	1						6					
DISORDERLY CONDUCT	24	M		1		2	1	1	2	11	1	1	1	1	6	1			29			40		
		F				1	1	1		4	1	1		2					11					
VAGRANCY	25	M																						
		F																						
ALL OTHER	26	M	4	4	6	11	3	7	9	33	40	24	8	21	22	7	3	2	204	2	1	298		
		F	2	3	2	5	4	7	1	30	12	6	5	5	9	4		2	97					
SUSPICION	27	M																						
		F																						
HUMAN TRAFFICKING/COMMERCIAL SEX ACTS	30	M																						
		F																						
HUMAN TRAFFICKING/INVOLUNTARY SERVITUDE	31	M																						
		F																						
TOTAL BY SEX		M	25	29	27	27	9	17	33	122	90	54	31	41	51	24	10	5	595	12	5	830	2	
		F	14	15	4	8	10	18	8	71	27	24	16	13	18	6		2	254					
GRAND TOTAL			39	44	31	35	19	35	41	193	117	78	47	54	69	30	10	7	849	12	5	830	2	

AGE, SEX AND RACE OF PERSONS ARRESTED
under 18 Years of age

CLASSIFICATIONS OF OFFENSES	UCR	SEX	AGE							TOT	RACE				
			Under 10	10-12	13-14	15	16	17	WHT		BLK	IND	ASN	PAC	
			MURDER/NONNEG MANSLAUGHTER	01A	M							1	1		
		F													
MANSLAUGHTER BY NEGLIGENCE	01B	M													
		F													
RAPE	02	M													
		F													
ROBBERY	03	M													
		F													
AGGRAVATED ASSAULT	04	M	1		3			1	5			5			
		F													
BURGLARY	05	M			1	3		1	5			5			
		F													
LARCENY	06	M	7	2	3	2	1	1	16			25			
		F	3	4	1			1	9						
MOTOR VEHICLE THEFT	07	M			3	1			4			6			
		F			1		1		2						
OTHER ASSAULTS	08	M			5			2	7			9			
		F					1	1	2						
ARSON	09	M			2				2			2			
		F													
FORGERY	10	M													
		F													
FRAUD	11	M										1			
		F			1				1						
EMBEZZLEMENT	12	M													
		F													
STOLEN PROPERTY	13	M													
		F													
VANDALISM	14	M			3	2			5			7			
		F		1	1				2						
WEAPONS	15	M													
		F													
PROSTITUTION	16	M													
		F													
PROSTITUTION	16a	M													
		F													

AGE, SEX AND RACE OF PERSONS ARRESTED
under 18 Years of age

CLASSIFICATIONS OF OFFENSES	UCR	SEX	AGE						TOT	RACE										
			Under 10	10-12	13-14	15	16	17		WHT	BLK	IND	ASN	PAC						
			ASSISTING OR PROMOTING PROSTITUTION	16b	M															
		F																		
PURCHASING PROSTITUTION	16c	M																		
		F																		
SEX OFFENSES	17	M				1			1							1				
		F																		
DRUG/SALE/MAN	180	M			1				1							2				
		F			1				1											
NARCOTICS	180a	M																		
		F																		
MARIJUANA	180b	M			1				1							2				
		F			1				1											
SYNTHETIC NARC	180c	M																		
		F																		
OTHER/NON-NARC	180d	M																		
		F																		
DRUG/POSSESSION	185	M			1				1							1				
		F																		
NARCOTICS	185e	M																		
		F																		
MARIJUANA	185f	M			1				1							1				
		F																		
SYNTHETIC NARC	185g	M																		
		F																		
OTHER/NON-NARC	185h	M																		
		F																		
GAMBLING	19	M																		
		F																		
BOOKMAKING	19a	M																		
		F																		
NUMBERS	19b	M																		
		F																		
OTHER GAMBLING	19c	M																		
		F																		
FAMILY/CHILD	20	M																		
		F																		

AGE, SEX AND RACE OF PERSONS ARRESTED
under 18 Years of age

CLASSIFICATIONS OF OFFENSES	UCR	SEX	AGE							TOT	RACE				
			Under 10	10-12	13-14	15	16	17	WHT		BLK	IND	ASN	PAC	
			DRIVING INFLUENCE	21	M							1	1		
		F					2	1	3						
LIQUOR LAWS	22	M			5	3	5	2	15			32			
		F		1	7	4	2	3	17						
DRUNKENNESS	23	M													
		F													
DISORDERLY CONDUCT	24	M													
		F													
VAGRANCY	25	M													
		F													
ALL OTHER	26	M		2	1		2	1	6			6			
		F													
SUSPICION	27	M													
		F													
CURFEW	28	M		1	1	1		2	5			10			
		F		1	3	1			5						
RUN-AWAYS	29	M													
		F													
HUMAN TRAFFICKING/COMMERCIAL SEX ACTS	30	M													
		F													
HUMAN TRAFFICKING/INVOLUNTARY SERVITUDE	31	M													
		F													
TOTAL BY SEX		M	8	5	29	13	8	12	75			117			
		F	3	7	15	5	6	6	42						
GRAND TOTAL			11	12	44	18	14	18	117			117			

MONTHLY RETURN OF ARSON OFFENSES KNOWN TO LAW ENFORCEMENT

1 PROPERTY CLASSIFICATION	2 Offenses Reported or Known to Police (Include Unfounded and attempts)	3 Unfounded, i.e. False or Baseless Complaints	4 Number of Actual Offenses (Column 2 Minus Column 3) (Include Attempts)	5 Total Offenses Cleared by Arrest or Exceptional Means (Include Column 6)	6 Number of Clearances Involving Only Persons Under 18 Years of Age	7 Offenses Where Structures Uninhabited, Abandoned, or not Normally in Use	8 Estimated Value of Property Damage
STRUCTURAL							
A. Single Occupancy Residential: Houses, Townhouses, Duplexes, etc.							
B. Other Residential: Apartments, Tenements, Flats, Hotels, Motels, Inns, Dormitories, Boarding Houses, etc.							
C. Storage: Barns, Garages, Warehouses, etc.							
D. Industrial/Manufacturing:							
E. Other Commercial: Stores, Restaurants, Offices, etc.							
F. Community/Public: Churches, Jails, Schools, Colleges, Hospitals, etc.							
G. All Other Structure: Out Buildings, Monuments, Buildings Under Constructions, etc.							
TOTAL STRUCTURAL							
MOBILE							
H. Motor Vehicles: Automobiles, Trucks, Buses, Motorcycles, etc. UCR Definition	1		1	1			\$500
I. Other Mobile Property: Trailers, Recreational Vehicles, Airplanes, Boats, etc.	2		2	2	2		\$2,000
TOTAL MOBILE	3		3	3	2		\$2,500
OTHER							
J. TOTAL OTHER Crops, Timber, Fences, Signs, etc.							
TOTAL OTHER							
GRAND TOTAL	3		3	3	2		\$2,500

RETURN A - MONTHLY RETURN OF OFFENSES KNOWN TO POLICE

(1) Classification of Offense	(2) Offenses Reported	(3) Unfounded Offenses	(4) Actual Offenses	(5) Offenses Cleared	(6) Juveniles Only
CRIMINAL HOMICIDE					
MURDER/NONNEG MANSLAUGHTER					
MANSLAUGHTER BY NEGLIGENCE					
TOTAL					
RAPE					
RAPE	1		1		
ATTEMPTS TO COMMIT RAPE					
TOTAL	1		1		
ROBBERY					
FIREARM					
KNIFE/CUTTING INSTRUMENT					
OTHER DANGEROUS WEAPON					
STRONG-ARM (HANDS, FISTS)					
TOTAL					
ASSAULT					
FIREARM					
KNIFE OR CUTTING INSTRUMENT					
OTHER DANGEROUS WEAPON	14		14	11	
HANDS, FIST, FEET, AGGRAVATED	34		34	31	
OTHER ASSAULTS - SIMPLE	149	4	145	130	8
TOTAL	197	4	193	172	8
BURGLARY					
FORCIBLE ENTRY	3		3	3	
UNLAWFUL ENTRY - NO FORCE	2		2	1	
ATTEMPTED FORCIBLE ENTRY					
TOTAL	5		5	4	
LARCENY-THEFT					
THEFT (EX MOTOR VEHICLE)	27		27	9	4
TOTAL	27		27	9	4
MOTOR VEHICLE THEFT					
AUTOS	5		5	2	
TRUCKS AND BUSES					
OTHER VEHICLES	1		1	1	
TOTAL	6		6	3	
GRAND TOTAL	236	4	232	188	12

PROPERTY STOLEN BY CLASSIFICATION

CLASSIFICATION OF OFFENSES	NUMBER ACTUAL OFFENSES	VALUE OF PROPERTY STOLEN
MURDER/NONNEG MANSLAUGHTER		
RAPE	1	
ROBBERY		
HIGHWAY (STREET, ALLEYS, ETC.)		
COMMERCIAL HOUSE		
GAS OR SERVICE STATION		
CONVENIENCE STORE		
RESIDENCE		
BANK		
MISCELLANEOUS		
TOTAL ROBBERY		
BURGLARY		
RESIDENCE (DWELLING)		
NIGHT (6PM-6AM)	4	
DAY (6AM-6PM)	1	
UNKNOWN		
NON-RESIDENCE (STORE ETC.)		
NIGHT (6PM-6AM)		
DAY (6AM-6PM)		
UNKNOWN		
TOTAL BURGLARY	5	
LARCENY-THEFT		
\$200 AND OVER	4	\$ 2,400
\$50 TO \$200	2	\$ 325
UNDER \$50	21	\$ 30
TOTAL	27	\$ 2,755
6X. NATURE OF LARCENIES UNDER ITEM 6		
POCKET-PICKING		
PURSE-SNATCHING		
SHOPLIFTING	3	
FROM MOTOR VEHICLE	1	
MOTOR VEHICLE PARTS & ACCESSORIES		
BICYCLES	2	
FROM BUILDING(EX C&H)	9	\$ 1,325
FROM COIN-OP MACHINES		
ALL OTHER	12	\$ 1,430
TOTAL LARCENY	27	\$ 2,755
MOTOR VEHICLE THEFT	6	\$ 10,500
STOLEN & RECOVERED LOCALLY	4	
STOLEN LOCALLY & RECOVERED OTHER		
TOTAL STOLEN OTHER & RECOVERED LOCAL	4	
STOLEN IN OTHER JURIS & RECOVERED LOCALLY		
TOTAL MOTOR VEHICLE THEFT	6	\$ 10,500
GRAND TOTAL	39	\$ 13,255

PROPERTY BY TYPE AND VALUE

Type of Property (1)	Monetary Value of Property Stolen in Your Jurisdiction	
	STOLEN (2)	RECOVERED (3)
CURRENCY, NOTES, ETC.		
JEWELRY & PRECIOUS METALS		
CLOTHING AND FURS	\$ 125	
LOCALLY STOLEN MOTOR VEHICLE	\$ 10,500	
OFFICE EQUIPMENT		
TV, RADIOS, CAMERAS, ETC.		
FIREARMS	\$ 700	\$ 700
HOUSEHOLD GOODS		
CONSUMABLE GOODS		
LIVESTOCK		
MISCELLANEOUS	\$ 1,930	\$ 20
GRAND TOTAL	\$ 13,255	\$ 720

LAW ENFORCEMENT OFFICERS KILLED OR ASSAULTED

Type of activity	Total assaults by weapon	Type of Weapon				Type of Assignment						Officer assaults cleared	
		Firearm	Knife or other cutting instrument	Other dangerous weapon	Hands, fists, feet, etc.	Two-officer vehicle	One-officer vehicle		Detective or special assign.		Other		
							Alone	Asst	Alone	Ast	Alone		Asst
A	B	C	D	E	F	G	H	I	J	K	L	M	
1. Responding to disturbance calls (family quarrels, person with firearm, etc.)	1				1		1						1
2. Burglaries in progress or pursuing burglary suspects													
3. Robberies in progress or pursuing robbery suspects													
4. Attempting other arrests													
5. Civil disorder (riot, mass disobedience, etc.)													
6. Handling, transporting, custody of prisoners													
7. Investigating suspicious persons or circumstances													
8. Ambush – no warning													
9. Mentally deranged													
10. Traffic pursuits and stops													
11. All other													
12. TOTAL (1-11)	1				1		1						1
13. Number with person injury	1				1								
14. Number without personal injury													

15. Time of assaults	12 AM	2 AM	4 AM	6 AM	8 AM	10 AM	NOON	2 PM	4 PM	6 PM	8 PM	10 PM	UNK
	1												

AGE, SEX AND RACE OF PERSONS ARRESTED
18 Years of age and over

CLASSIFICATIONS OF OFFENSES	UCR	SEX	AGE													TOT	RACE							
			18	19	20	21	22	23	24	25-29	30-34	35-39	40-44	45-49	50-54		55-59	60-64	65 OV	WHT	BLK	IND	ASN	PAC
MURDER/NONNEG MANSLAUGHTER	01A	M																						
		F																						
MANSLAUGHTER BY NEGLIGENCE	01B	M																						
		F																						
RAPE	02	M																						
		F																						
ROBBERY	03	M																						
		F																						
AGGRAVATED ASSAULT	04	M	1			1	1	1	1	6	8	4	7	4						34	6		36	1
		F				1		2		1	1		1	1	2					9				
BURGLARY	05	M					1				1									2			2	
		F																						
LARCENY	06	M							1		2									3		1	4	
		F								1	1									2				
MOTOR VEHICLE THEFT	07	M			1						1									2	1		2	
		F								1										1				
OTHER ASSAULTS	08	M	3	2	2	1	3	2	3	9	14	7	8	9	4	2				69	11	2	95	
		F	3	4	2	1	1	1	4	9	5	6	3							39				
ARSON	09	M																						
		F																						
FORGERY	10	M																						
		F																						
FRAUD	11	M																						
		F																						
EMBEZZLEMENT	12	M																						
		F																						
STOLEN PROPERTY	13	M																						
		F																						
VANDALISM	14	M	1		2	1		1		1	1									7	2		7	
		F		1								1								2				
WEAPONS	15	M						1												1			1	
		F																						
PROSTITUTION AND COMMERCIALIZED VICE	16	M																						
		F																						
PROSTITUTION	16a	M																						
		F																						

AGE, SEX AND RACE OF PERSONS ARRESTED
18 Years of age and over

CLASSIFICATIONS OF OFFENSES	UCR	SEX	AGE													TOT	RACE							
			18	19	20	21	22	23	24	25-29	30-34	35-39	40-44	45-49	50-54		55-59	60-64	65 OV	WHT	BLK	IND	ASN	PAC
ASSISTING OR PROMOTING PROSTITUTION	16b	M																						
		F																						
PURCHASING PROSTITUTION	16c	M																						
		F																						
SEX OFFENSES	17	M									1	1	1		1					4		1	4	
		F														1				1				
DRUG/SALE/MAN	180	M											1							1			1	
		F																						
NARCOTICS	180a	M																						
		F																						
MARIJUANA	180b	M																						
		F																						
SYNTHETIC NARC	180c	M																						
		F																						
OTHER/NON-NARC	180d	M												1						1				
		F																						
DRUG/POSSESSION	185	M											1							1			2	
		F													1					1				
NARCOTICS	185e	M																						
		F																						
MARIJUANA	185f	M											1							1			2	
		F														1				1				
SYNTHETIC NARC	185g	M																						
		F																						
OTHER/NON-NARC	185h	M																						
		F																						
GAMBLING	19	M																						
		F																						
BOOKMAKING	19a	M																						
		F																						
NUMBERS	19b	M																						
		F																						
OTHER GAMBLING	19c	M																						
		F																						
FAMILY/CHILD	20	M																						
		F																						

AGE, SEX AND RACE OF PERSONS ARRESTED
18 Years of age and over

CLASSIFICATIONS OF OFFENSES	UCR	SEX	AGE														TOT	RACE						
			18	19	20	21	22	23	24	25-29	30-34	35-39	40-44	45-49	50-54	55-59		60-64	65 OV	WHT	BLK	IND	ASN	PAC
DRIVING INFLUENCE	21	M					2		2	3	4	4	1	1			1		18	3	1	26		
		F			1				1	2	2	3	1	2					12					
LIQUOR LAWS	22	M	3	3	7					1		1			1	4	1		21	1		30		
		F	2	1	4								1	2					10					
DRUNKENNESS	23	M								2			2						4			4		
		F																						
DISORDERLY CONDUCT	24	M	1	1		3	1	1	1	14	11	6	10	3	6	12	2		72	5		112		
		F		1		2	1	2	6	9	6	6	5	3	2	2			45					
VAGRANCY	25	M																						
		F																						
ALL OTHER	26	M	3	3		2		5	6	32	24	8	6	7	2	16	1	2	117	8	1	172	1	
		F	1	2		2	4	3	5	12	10	11		7	6			2	65					
SUSPICION	27	M																						
		F																						
HUMAN TRAFFICKING/COMMERCIAL SEX ACTS	30	M																						
		F																						
HUMAN TRAFFICKING/INVOLUNTARY SERVITUDE	31	M																						
		F																						
TOTAL BY SEX		M	12	9	12	8	8	11	14	68	67	32	36	24	14	34	5	2	356	37	6	498	2	
		F	6	9	7	6	6	8	16	35	26	26	11	15	11	3		2	187					
GRAND TOTAL			18	18	19	14	14	19	30	103	93	58	47	39	25	37	5	4	543	37	6	498	2	

AGE, SEX AND RACE OF PERSONS ARRESTED
under 18 Years of age

CLASSIFICATIONS OF OFFENSES	UCR	SEX	AGE						TOT	RACE				
			Under 10	10-12	13-14	15	16	17		WHT	BLK	IND	ASN	PAC
MURDER/NONNEG MANSLAUGHTER	01A	M												
		F												
MANSLAUGHTER BY NEGLIGENCE	01B	M												
		F												
RAPE	02	M												
		F												
ROBBERY	03	M												
		F												
AGGRAVATED ASSAULT	04	M												
		F												
BURGLARY	05	M												
		F												
LARCENY	06	M												
		F												
MOTOR VEHICLE THEFT	07	M												
		F												
OTHER ASSAULTS	08	M			1	1			2			3		
		F						1	1					
ARSON	09	M												
		F												
FORGERY	10	M												
		F												
FRAUD	11	M												
		F												
EMBEZZLEMENT	12	M												
		F												
STOLEN PROPERTY	13	M												
		F												
VANDALISM	14	M												
		F												
WEAPONS	15	M												
		F												
PROSTITUTION	16	M												
		F												
PROSTITUTION	16a	M												
		F												

AGE, SEX AND RACE OF PERSONS ARRESTED
under 18 Years of age

CLASSIFICATIONS OF OFFENSES	UCR	SEX	AGE						TOT	RACE				
			Under 10	10-12	13-14	15	16	17		WHT	BLK	IND	ASN	PAC
ASSISTING OR PROMOTING PROSTITUTION	16b	M												
		F												
PURCHASING PROSTITUTION	16c	M												
		F												
SEX OFFENSES	17	M												
		F												
DRUG/SALE/MAN	180	M												
		F												
NARCOTICS	180a	M												
		F												
MARIJUANA	180b	M												
		F												
SYNTHETIC NARC	180c	M												
		F												
OTHER/NON-NARC	180d	M												
		F												
DRUG/POSSESSION	185	M												
		F												
NARCOTICS	185e	M												
		F												
MARIJUANA	185f	M												
		F												
SYNTHETIC NARC	185g	M												
		F												
OTHER/NON-NARC	185h	M												
		F												
GAMBLING	19	M												
		F												
BOOKMAKING	19a	M												
		F												
NUMBERS	19b	M												
		F												
OTHER GAMBLING	19c	M												
		F												
FAMILY/CHILD	20	M												
		F												

AGE, SEX AND RACE OF PERSONS ARRESTED
under 18 Years of age

CLASSIFICATIONS OF OFFENSES	UCR	SEX	AGE						TOT	RACE									
			Under 10	10-12	13-14	15	16	17		WHT	BLK	IND	ASN	PAC					
			DRIVING INFLUENCE	21	M														
		F																	
LIQUOR LAWS	22	M																	2
		F			1			1	2										
DRUNKENNESS	23	M																	
		F																	
DISORDERLY CONDUCT	24	M																	
		F																	
VAGRANCY	25	M																	
		F																	
ALL OTHER	26	M				1			1	1									
		F																	
SUSPICION	27	M																	
		F																	
CURFEW	28	M																	
		F																	
RUN-AWAYS	29	M																	
		F																	
HUMAN TRAFFICKING/COMMERCIAL SEX ACTS	30	M																	
		F																	
HUMAN TRAFFICKING/INVOLUNTARY SERVITUDE	31	M																	
		F																	
TOTAL BY SEX		M			1	2			3	1			5						
		F			1			2	3										
GRAND TOTAL					2	2		2	6	1			5						

RETURN A - MONTHLY RETURN OF OFFENSES KNOWN TO POLICE

(1) Classification of Offense	(2) Offenses Reported	(3) Unfounded Offenses	(4) Actual Offenses	(5) Offenses Cleared	(6) Juveniles Only
CRIMINAL HOMICIDE					
MURDER/NONNEG MANSLAUGHTER					
MANSLAUGHTER BY NEGLIGENCE					
TOTAL					
RAPE					
RAPE	4	3	1		
ATTEMPTS TO COMMIT RAPE					
TOTAL	4	3	1		
ROBBERY					
FIREARM	1		1	1	
KNIFE/CUTTING INSTRUMENT					
OTHER DANGEROUS WEAPON					
STRONG-ARM (HANDS, FISTS)					
TOTAL	1		1	1	
ASSAULT					
FIREARM					
KNIFE OR CUTTING INSTRUMENT					
OTHER DANGEROUS WEAPON					
HANDS, FIST, FEET, AGGRAVATED	2		2		
OTHER ASSAULTS - SIMPLE	24	7	17	9	1
TOTAL	26	7	19	9	1
BURGLARY					
FORCIBLE ENTRY	7		7	2	
UNLAWFUL ENTRY - NO FORCE	6	1	5	1	1
ATTEMPTED FORCIBLE ENTRY	2		2		
TOTAL	15	1	14	3	1
LARCENY-THEFT					
THEFT (EX MOTOR VEHICLE)	68	1	67	21	5
TOTAL	68	1	67	21	5
MOTOR VEHICLE THEFT					
AUTOS	5		5		
TRUCKS AND BUSES					
OTHER VEHICLES	2		2		
TOTAL	7		7		
GRAND TOTAL	121	12	109	34	7

PROPERTY STOLEN BY CLASSIFICATION

CLASSIFICATION OF OFFENSES	NUMBER ACTUAL OFFENSES	VALUE OF PROPERTY STOLEN
MURDER/NONNEG MANSLAUGHTER		
RAPE	3	
ROBBERY		
HIGHWAY (STREET, ALLEYS, ETC.)		
COMMERCIAL HOUSE		
GAS OR SERVICE STATION		
CONVENIENCE STORE		
RESIDENCE		
BANK		
MISCELLANEOUS	1	\$ 1,600
TOTAL ROBBERY	1	\$ 1,600
BURGLARY		
RESIDENCE (DWELLING)		
NIGHT (6PM-6AM)	2	
DAY (6AM-6PM)	4	\$ 1,865
UNKNOWN	2	
NON-RESIDENCE (STORE ETC.)		
NIGHT (6PM-6AM)	1	
DAY (6AM-6PM)	3	\$ 5,000
UNKNOWN	2	\$ 6,865
TOTAL BURGLARY	14	\$ 13,730
LARCENY-THEFT		
\$200 AND OVER	19	\$ 15,924
\$50 TO \$200	20	\$ 2,258
UNDER \$50	28	\$ 364
TOTAL	67	\$ 18,546
6X. NATURE OF LARCENIES UNDER ITEM 6		
POCKET-PICKING		
PURSE-SNATCHING	1	\$ 50
SHOPLIFTING	36	\$ 4,161
FROM MOTOR VEHICLE	9	\$ 8,544
MOTOR VEHICLE PARTS & ACCESSORIES		
BICYCLES	2	\$ 400
FROM BUILDING(EX C&H)	9	\$ 1,425
FROM COIN-OP MACHINES		
ALL OTHER	10	\$ 3,966
TOTAL LARCENY	67	\$ 18,546
MOTOR VEHICLE THEFT	7	\$ 36,200
STOLEN & RECOVERED LOCALLY	1	\$ 1,000
STOLEN LOCALLY & RECOVERED OTHER		
TOTAL STOLEN OTHER & RECOVERED LOCAL	1	\$ 1,000
STOLEN IN OTHER JURIS & RECOVERED LOCALLY		
TOTAL MOTOR VEHICLE THEFT	7	\$ 36,200
GRAND TOTAL	92	\$ 70,076

PROPERTY BY TYPE AND VALUE

Type of Property (1)	Monetary Value of Property Stolen in Your Jurisdiction	
	STOLEN (2)	RECOVERED (3)
CURRENCY, NOTES, ETC.	\$ 1,800	
JEWELRY & PRECIOUS METALS		
CLOTHING AND FURS	\$ 251	
LOCALLY STOLEN MOTOR VEHICLE	\$ 36,200	\$ 35,994
OFFICE EQUIPMENT	\$ 1,509	\$ 120
TV, RADIOS, CAMERAS, ETC.	\$ 1,627	\$ 267
FIREARMS	\$ 2,200	\$ 250
HOUSEHOLD GOODS	\$ 5,100	
CONSUMABLE GOODS	\$ 3,155	\$ 2,558
LIVESTOCK		
MISCELLANEOUS	\$ 18,234	\$ 8,187
GRAND TOTAL	\$ 70,076	\$ 47,376

AGE, SEX AND RACE OF PERSONS ARRESTED
18 Years of age and over

CLASSIFICATIONS OF OFFENSES	UCR	SEX	AGE													TOT	RACE							
			18	19	20	21	22	23	24	25-29	30-34	35-39	40-44	45-49	50-54		55-59	60-64	65 OV	WHT	BLK	IND	ASN	PAC
MURDER/NONNEG MANSLAUGHTER	01A	M																						
		F																						
MANSLAUGHTER BY NEGLIGENCE	01B	M																						
		F																						
RAPE	02	M																						
		F																						
ROBBERY	03	M																						
		F											1								1			
AGGRAVATED ASSAULT	04	M																						
		F											1								1			
BURGLARY	05	M								1														
		F																						
LARCENY	06	M	1			2					1	1		2	1						8	14	1	1
		F					1		1	1	2			2	1						8			
MOTOR VEHICLE THEFT	07	M								1												1	1	
		F																						
OTHER ASSAULTS	08	M				1				2	1							1			5	6		1
		F									1	1									2			
ARSON	09	M																						
		F																						
FORGERY	10	M																						
		F																						
FRAUD	11	M																						
		F																						
EMBEZZLEMENT	12	M																						
		F																						
STOLEN PROPERTY	13	M																						
		F																						
VANDALISM	14	M								1												1	1	
		F																						
WEAPONS	15	M				1				1	3										5	5	1	1
		F							1								1				2			
PROSTITUTION	16	M																						
		F																						
PROSTITUTION	16a	M																						
		F																						

AGE, SEX AND RACE OF PERSONS ARRESTED
18 Years of age and over

CLASSIFICATIONS OF OFFENSES	UCR	SEX	AGE													TOT	RACE							
			18	19	20	21	22	23	24	25-29	30-34	35-39	40-44	45-49	50-54		55-59	60-64	65 OV	WHT	BLK	IND	ASN	PAC
ASSISTING OR PROMOTING PROSTITUTION	16b	M																						
		F																						
PURCHASING PROSTITUTION	16c	M																						
		F																						
SEX OFFENSES	17	M																						
		F																						
DRUG/SALE/MAN	180	M																						
		F																						
NARCOTICS	180a	M																						
		F																						
MARIJUANA	180b	M																						
		F																						
SYNTHETIC NARC	180c	M																						
		F																						
OTHER/NON-NARC	180d	M																						
		F																						
DRUG/POSSESSION	185	M											1										1	1
		F																						
NARCOTICS	185e	M										1											1	1
		F																						
MARIJUANA	185f	M																						
		F																						
SYNTHETIC NARC	185g	M																						
		F																						
OTHER/NON-NARC	185h	M																						
		F																						
GAMBLING	19	M																						
		F																						
BOOKMAKING	19a	M																						
		F																						
NUMBERS	19b	M																						
		F																						
OTHER GAMBLING	19c	M																						
		F																						
FAMILY/CHILD	20	M				1																	1	1
		F										1											1	

AGE, SEX AND RACE OF PERSONS ARRESTED
18 Years of age and over

CLASSIFICATIONS OF OFFENSES	UCR	SEX	AGE														TOT	RACE						
			18	19	20	21	22	23	24	25-29	30-34	35-39	40-44	45-49	50-54	55-59		60-64	65 OV	WHT	BLK	IND	ASN	PAC
			DRIVING INFLUENCE	21	M		1		1		1	2	7	5	1	1		3	1			2	25	24
		F								2	1		1		1				5					
LIQUOR LAWS	22	M																						
		F																						
DRUNKENNESS	23	M																						
		F																						
DISORDERLY CONDUCT	24	M									1								1	1				
		F																						
VAGRANCY	25	M																						
		F																						
ALL OTHER	26	M				1			1	3	1	3							9	12		1		
		F									1	1		2					4					
SUSPICION	27	M																						
		F																						
HUMAN TRAFFICKING/COMMERCIAL SEX ACTS	30	M																						
		F																						
HUMAN TRAFFICKING/INVOLUNTARY SERVITUDE	31	M																						
		F																						
TOTAL BY SEX		M	1	1		7		1	3	16	13	5	1	5	2		1	2	58	69	6	7		
		F					1		2	4	5	3	2	4	2	1			24					
GRAND TOTAL			1	1		7	1	1	5	20	18	8	3	9	4	1	1	2	82	69	6	7		

AGE, SEX AND RACE OF PERSONS ARRESTED
under 18 Years of age

CLASSIFICATIONS OF OFFENSES	UCR	SEX	AGE						TOT	RACE					
			Under 10	10-12	13-14	15	16	17		WHT	BLK	IND	ASN	PAC	
MURDER/NONNEG MANSLAUGHTER	01A	M													
		F													
MANSLAUGHTER BY NEGLIGENCE	01B	M													
		F													
RAPE	02	M													
		F													
ROBBERY	03	M													
		F													
AGGRAVATED ASSAULT	04	M													
		F													
BURGLARY	05	M					1		1				1		
		F													
LARCENY	06	M				1	1	1	3	2	1	1			
		F						1	1						
MOTOR VEHICLE THEFT	07	M													
		F													
OTHER ASSAULTS	08	M													
		F													
ARSON	09	M													
		F													
FORGERY	10	M													
		F													
FRAUD	11	M													
		F													
EMBEZZLEMENT	12	M													
		F													
STOLEN PROPERTY	13	M													
		F													
VANDALISM	14	M													
		F													
WEAPONS	15	M													
		F													
PROSTITUTION	16	M													
		F													
PROSTITUTION	16a	M													
		F													

AGE, SEX AND RACE OF PERSONS ARRESTED
under 18 Years of age

CLASSIFICATIONS OF OFFENSES	UCR	SEX	AGE						TOT	RACE									
			Under 10	10-12	13-14	15	16	17		WHT	BLK	IND	ASN	PAC					
			ASSISTING OR PROMOTING PROSTITUTION	16b	M														
		F																	
PURCHASING PROSTITUTION	16c	M																	
		F																	
SEX OFFENSES	17	M																	
		F																	
DRUG/SALE/MAN	180	M			1				1		1								
		F																	
NARCOTICS	180a	M																	
		F																	
MARIJUANA	180b	M			1				1		1								
		F																	
SYNTHETIC NARC	180c	M																	
		F																	
OTHER/NON-NARC	180d	M																	
		F																	
DRUG/POSSESSION	185	M		1	2	4	3		10	10	1	3							
		F			3	1			4										
NARCOTICS	185e	M			1				1	1	1								
		F				1			1										
MARIJUANA	185f	M																	
		F																	
SYNTHETIC NARC	185g	M																	
		F																	
OTHER/NON-NARC	185h	M		1	1	4	3		9	9		3							
		F			3				3										
GAMBLING	19	M																	
		F																	
BOOKMAKING	19a	M																	
		F																	
NUMBERS	19b	M																	
		F																	
OTHER GAMBLING	19c	M																	
		F																	
FAMILY/CHILD	20	M																	
		F																	

AGE, SEX AND RACE OF PERSONS ARRESTED
under 18 Years of age

CLASSIFICATIONS OF OFFENSES	UCR	SEX	AGE						TOT	RACE									
			Under 10	10-12	13-14	15	16	17		WHT	BLK	IND	ASN	PAC					
			DRIVING INFLUENCE	21	M														
		F																	
LIQUOR LAWS	22	M																	
		F																	
DRUNKENNESS	23	M																	
		F																	
DISORDERLY CONDUCT	24	M																	
		F																	
VAGRANCY	25	M																	
		F																	
ALL OTHER	26	M																	
		F																	
SUSPICION	27	M																	
		F																	
CURFEW	28	M																	
		F																	
RUN-AWAYS	29	M																	
		F																	
HUMAN TRAFFICKING/COMMERCIAL SEX ACTS	30	M																	
		F																	
HUMAN TRAFFICKING/INVOLUNTARY SERVITUDE	31	M																	
		F																	
TOTAL BY SEX		M		1	3	5	5	1	15	12	3	5							
		F			3	1		1	5										
GRAND TOTAL				1	6	6	5	2	20	12	3	5							

MONTHLY RETURN OF ARSON OFFENSES KNOWN TO LAW ENFORCEMENT

1 PROPERTY CLASSIFICATION	2 Offenses Reported or Known to Police (Include Unfounded and attempts)	3 Unfounded, i.e. False or Baseless Complaints	4 Number of Actual Offenses (Column 2 Minus Column 3) (Include Attempts)	5 Total Offenses Cleared by Arrest or Exceptional Means (Include Column 6)	6 Number of Clearances Involving Only Persons Under 18 Years of Age	7 Offenses Where Structures Uninhabited, Abandoned, or not Normally in Use	8 Estimated Value of Property Damage
STRUCTURAL							
A. Single Occupancy Residential: Houses, Townhouses, Duplexes, etc.							
B. Other Residential: Apartments, Tenements, Flats, Hotels, Motels, Inns, Dormitories, Boarding Houses, etc.							
C. Storage: Barns, Garages, Warehouses, etc.							
D. Industrial/Manufacturing:							
E. Other Commercial: Stores, Restaurants, Offices, etc.							
F. Community/Public: Churches, Jails, Schools, Colleges, Hospitals, etc.							
G. All Other Structure: Out Buildings, Monuments, Buildings Under Constructions, etc.							
TOTAL STRUCTURAL							
MOBILE							
H. Motor Vehicles: Automobiles, Trucks, Buses, Motorcycles, etc. UCR Definition	1		1	1	1		\$40
I. Other Mobile Property: Trailers, Recreational Vehicles, Airplanes, Boats, etc.							
TOTAL MOBILE	1		1	1	1		\$40
OTHER							
J. TOTAL OTHER Crops, Timber, Fences, Signs, etc.							
TOTAL OTHER							
GRAND TOTAL	1		1	1	1		\$40

RETURN A - MONTHLY RETURN OF OFFENSES KNOWN TO POLICE

(1) Classification of Offense	(2) Offenses Reported	(3) Unfounded Offenses	(4) Actual Offenses	(5) Offenses Cleared	(6) Juveniles Only
CRIMINAL HOMICIDE					
MURDER/NONNEG MANSLAUGHTER					
MANSLAUGHTER BY NEGLIGENCE					
TOTAL					
RAPE					
RAPE	10		10		
ATTEMPTS TO COMMIT RAPE	1		1		
TOTAL	11		11		
ROBBERY					
FIREARM	1		1		
KNIFE/CUTTING INSTRUMENT					
OTHER DANGEROUS WEAPON					
STRONG-ARM (HANDS, FISTS)	4		4	1	1
TOTAL	5		5	1	1
ASSAULT					
FIREARM	7		7	1	
KNIFE OR CUTTING INSTRUMENT	11		11	7	2
OTHER DANGEROUS WEAPON	11		11	3	
HANDS, FIST, FEET, AGGRAVATED	38		38	13	
OTHER ASSAULTS - SIMPLE	227	6	221	107	2
TOTAL	294	6	288	131	4
BURGLARY					
FORCIBLE ENTRY	14		14	2	
UNLAWFUL ENTRY - NO FORCE	23	1	22	7	
ATTEMPTED FORCIBLE ENTRY					
TOTAL	37	1	36	9	
LARCENY-THEFT					
THEFT (EX MOTOR VEHICLE)	52	2	50	4	
TOTAL	52	2	50	4	
MOTOR VEHICLE THEFT					
AUTOS	9		9	1	
TRUCKS AND BUSES	1		1		
OTHER VEHICLES	12	2	10		
TOTAL	22	2	20	1	
GRAND TOTAL	421	11	410	146	5

PROPERTY STOLEN BY CLASSIFICATION

CLASSIFICATION OF OFFENSES	NUMBER ACTUAL OFFENSES	VALUE OF PROPERTY STOLEN
MURDER/NONNEG MANSLAUGHTER		
RAPE	11	
ROBBERY		
HIGHWAY (STREET, ALLEYS, ETC.)	1	
COMMERCIAL HOUSE	1	
GAS OR SERVICE STATION		
CONVENIENCE STORE		
RESIDENCE	1	
BANK		
MISCELLANEOUS	2	\$ 210
TOTAL ROBBERY	5	\$ 210
BURGLARY		
RESIDENCE (DWELLING)		
NIGHT (6PM-6AM)	7	
DAY (6AM-6PM)	7	\$ 745
UNKNOWN	10	\$ 1,005,877
NON-RESIDENCE (STORE ETC.)		
NIGHT (6PM-6AM)	4	\$ 614
DAY (6AM-6PM)	3	\$ 75
UNKNOWN	5	\$ 377
TOTAL BURGLARY	36	\$ 1,007,688
LARCENY-THEFT		
\$200 AND OVER	25	\$ 34,934
\$50 TO \$200	3	\$ 308
UNDER \$50	22	\$ 110
TOTAL	50	\$ 35,352
6X. NATURE OF LARCENIES UNDER ITEM 6		
POCKET-PICKING	1	\$ 350
PURSE-SNATCHING		
SHOPLIFTING	4	\$ 112
FROM MOTOR VEHICLE	5	\$ 4,350
MOTOR VEHICLE PARTS & ACCESSORIES	1	
BICYCLES	4	\$ 549
FROM BUILDING(EX C&H)	18	\$ 13,651
FROM COIN-OP MACHINES	1	
ALL OTHER	16	\$ 16,340
TOTAL LARCENY	50	\$ 35,352
MOTOR VEHICLE THEFT	20	\$ 119,901
STOLEN & RECOVERED LOCALLY		
STOLEN LOCALLY & RECOVERED OTHER		
TOTAL STOLEN OTHER & RECOVERED LOCAL		
STOLEN IN OTHER JURIS & RECOVERED LOCALLY		
TOTAL MOTOR VEHICLE THEFT	20	\$ 119,901
GRAND TOTAL	122	\$ 1,163,151

PROPERTY BY TYPE AND VALUE

Type of Property (1)	Monetary Value of Property Stolen in Your Jurisdiction	
	STOLEN (2)	RECOVERED (3)
CURRENCY, NOTES, ETC.	\$ 4,601	
JEWELRY & PRECIOUS METALS	\$ 1,007,400	
CLOTHING AND FURS		
LOCALLY STOLEN MOTOR VEHICLE	\$ 74,451	\$ 36,099
OFFICE EQUIPMENT		
TV, RADIOS, CAMERAS, ETC.	\$ 175	
FIREARMS	\$ 600	
HOUSEHOLD GOODS	\$ 127	
CONSUMABLE GOODS	\$ 20	\$ 4
LIVESTOCK		
MISCELLANEOUS	\$ 75,777	\$ 7,450
GRAND TOTAL	\$ 1,163,151	\$ 43,553

LAW ENFORCEMENT OFFICERS KILLED OR ASSAULTED

Type of activity	Total assaults by weapon	Type of Weapon				Type of Assignment						Officer assaults cleared	
		Firearm	Knife or other cutting instrument	Other dangerous weapon	Hands, fists, feet, etc.	Two-officer vehicle	One-officer vehicle		Detective or special assign.		Other		
							Alone	Asst	Alone	Ast	Alone		Asst
A	B	C	D	E	F	G	H	I	J	K	L	M	
1. Responding to disturbance calls (family quarrels, person with firearm, etc.)	3				3		2					1	1
2. Burglaries in progress or pursuing burglary suspects													
3. Robberies in progress or pursuing robbery suspects													
4. Attempting other arrests													
5. Civil disorder (riot, mass disobedience, etc.)													
6. Handling, transporting, custody of prisoners	2			1	1	2							
7. Investigating suspicious persons or circumstances													
8. Ambush – no warning													
9. Mentally deranged													
10. Traffic pursuits and stops													
11. All other	2				2		1					1	1
12. TOTAL (1-11)	7			1	6	2	3					2	2
13. Number with person injury	3			1	2								
14. Number without personal injury	4				4								
15. Time of assaults	12 AM	2 AM	4 AM	6 AM	8 AM	10 AM	NOON	2 PM	4 PM	6 PM	8 PM	10 PM	UNK
	2	2	1				1					1	

AGE, SEX AND RACE OF PERSONS ARRESTED
18 Years of age and over

CLASSIFICATIONS OF OFFENSES	UCR	SEX	AGE														TOT	RACE						
			18	19	20	21	22	23	24	25-29	30-34	35-39	40-44	45-49	50-54	55-59		60-64	65 OV	WHT	BLK	IND	ASN	PAC
MURDER/NONNEG MANSLAUGHTER	01A	M																						
		F																						
MANSLAUGHTER BY NEGLIGENCE	01B	M																						
		F																						
RAPE	02	M																1			1			
		F																						
ROBBERY	03	M							1												1			
		F																						
AGGRAVATED ASSAULT	04	M	1						1	4	5		1		1	2				15	1		20	
		F								4			2							6				
BURGLARY	05	M			1	1				1		2	1	1	1					8			10	
		F		1						1										2				
LARCENY	06	M		2	1												1			4			6	
		F		2																2				
MOTOR VEHICLE THEFT	07	M								1										1			1	
		F																						
OTHER ASSAULTS	08	M	1	2	2	2		2	9	25	12	7	13	7	6	3				91	3	2	101	4
		F			2				2	7	5	1		2						19				
ARSON	09	M																						
		F																						
FORGERY	10	M																						
		F																						
FRAUD	11	M																						
		F																						
EMBEZZLEMENT	12	M																						
		F																						
STOLEN PROPERTY	13	M																						
		F																						
VANDALISM	14	M		1		1	1	1					2							6			8	
		F							1	1										2				
WEAPONS	15	M					1			1	1	1								4			4	
		F																						
PROSTITUTION	16	M																						
		F																						
PROSTITUTION	16a	M																						
		F																						

AGE, SEX AND RACE OF PERSONS ARRESTED
18 Years of age and over

CLASSIFICATIONS OF OFFENSES	UCR	SEX	AGE													TOT	RACE							
			18	19	20	21	22	23	24	25-29	30-34	35-39	40-44	45-49	50-54		55-59	60-64	65 OV	WHT	BLK	IND	ASN	PAC
ASSISTING OR PROMOTING PROSTITUTION	16b	M																						
		F																						
PURCHASING PROSTITUTION	16c	M																						
		F																						
SEX OFFENSES	17	M										2							1		3			
		F																						
DRUG/SALE/MAN	180	M										1							1		2			
		F																						
NARCOTICS	180a	M										1							1		2			
		F																						
MARIJUANA	180b	M																						
		F																						
SYNTHETIC NARC	180c	M																						
		F																						
OTHER/NON-NARC	180d	M																						
		F																						
DRUG/POSSESSION	185	M	1		1								1	1					1		5	1		
		F													1						1			
NARCOTICS	185e	M																						
		F																						
MARIJUANA	185f	M			1									1					1		3	1		
		F													1						1			
SYNTHETIC NARC	185g	M	1										1								2			
		F																						
OTHER/NON-NARC	185h	M																						
		F																						
GAMBLING	19	M																						
		F																						
BOOKMAKING	19a	M																						
		F																						
NUMBERS	19b	M																						
		F																						
OTHER GAMBLING	19c	M																						
		F																						
FAMILY/CHILD	20	M				1															1			
		F																						

AGE, SEX AND RACE OF PERSONS ARRESTED
18 Years of age and over

CLASSIFICATIONS OF OFFENSES	UCR	SEX	AGE														TOT	RACE						
			18	19	20	21	22	23	24	25-29	30-34	35-39	40-44	45-49	50-54	55-59		60-64	65 OV	WHT	BLK	IND	ASN	PAC
DRIVING INFLUENCE	21	M		3		1			1	8	4	2	1	3	4				27	1		32	1	
		F					1	1	3	1	1								7					
LIQUOR LAWS	22	M		1				1		3				1			1		7			9		
		F							1		1								2					
DRUNKENNESS	23	M			2		1	2	1	4		4	1	1	1	1			18			23		
		F		1						2	1	1							5					
DISORDERLY CONDUCT	24	M								3	3	3	1						10			13		
		F								1		2							3					
VAGRANCY	25	M																						
		F																						
ALL OTHER	26	M	2	5			1	2	2	14	7	10	3	1	5	1	1	1	55	5	3	66	5	
		F	2		2	1		5	1	7	1	2		1	2				24					
SUSPICION	27	M																						
		F																						
HUMAN TRAFFICKING/COMMERCIAL SEX ACTS	30	M																						
		F																						
HUMAN TRAFFICKING/INVOLUNTARY SERVITUDE	31	M																						
		F																						
TOTAL BY SEX		M	5	14	7	6	4	8	15	64	35	30	24	14	18	9	2	4	259	11	6	305	10	
		F	2	4	4	1		6	5	27	8	8	2	4	2				73					
GRAND TOTAL			7	18	11	7	4	14	20	91	43	38	26	18	20	9	2	4	332	11	6	305	10	

AGE, SEX AND RACE OF PERSONS ARRESTED
under 18 Years of age

CLASSIFICATIONS OF OFFENSES	UCR	SEX	AGE						TOT	RACE				
			Under 10	10-12	13-14	15	16	17		WHT	BLK	IND	ASN	PAC
MURDER/NONNEG MANSLAUGHTER	01A	M												
		F												
MANSLAUGHTER BY NEGLIGENCE	01B	M												
		F												
RAPE	02	M												
		F												
ROBBERY	03	M					1		1				2	
		F				1			1					
AGGRAVATED ASSAULT	04	M			1		1		2	1			1	
		F												
BURGLARY	05	M				1	3		4				6	
		F			1	1			2					
LARCENY	06	M											2	
		F			2				2					
MOTOR VEHICLE THEFT	07	M												
		F												
OTHER ASSAULTS	08	M						1	1				3	
		F						2	2					
ARSON	09	M												
		F												
FORGERY	10	M												
		F												
FRAUD	11	M												
		F												
EMBEZZLEMENT	12	M												
		F												
STOLEN PROPERTY	13	M												
		F												
VANDALISM	14	M	1				2		3	1			2	
		F												
WEAPONS	15	M												
		F												
PROSTITUTION	16	M												
		F												
PROSTITUTION	16a	M												
		F												

AGE, SEX AND RACE OF PERSONS ARRESTED
under 18 Years of age

CLASSIFICATIONS OF OFFENSES	UCR	SEX	AGE						TOT	RACE				
			Under 10	10-12	13-14	15	16	17		WHT	BLK	IND	ASN	PAC
ASSISTING OR PROMOTING PROSTITUTION	16b	M												
		F												
PURCHASING PROSTITUTION	16c	M												
		F												
SEX OFFENSES	17	M			1				1			1		
		F												
DRUG/SALE/MAN	180	M												
		F												
NARCOTICS	180a	M												
		F												
MARIJUANA	180b	M												
		F												
SYNTHETIC NARC	180c	M												
		F												
OTHER/NON-NARC	180d	M												
		F												
DRUG/POSSESSION	185	M				1	1		2			2		
		F												
NARCOTICS	185e	M												
		F												
MARIJUANA	185f	M												
		F												
SYNTHETIC NARC	185g	M												
		F												
OTHER/NON-NARC	185h	M				1	1		2			2		
		F												
GAMBLING	19	M												
		F												
BOOKMAKING	19a	M												
		F												
NUMBERS	19b	M												
		F												
OTHER GAMBLING	19c	M												
		F												
FAMILY/CHILD	20	M				1			1			1		
		F												

AGE, SEX AND RACE OF PERSONS ARRESTED
under 18 Years of age

CLASSIFICATIONS OF OFFENSES	UCR	SEX	AGE						TOT	RACE									
			Under 10	10-12	13-14	15	16	17		WHT	BLK	IND	ASN	PAC					
			DRIVING INFLUENCE	21	M														
		F																	
LIQUOR LAWS	22	M																	
		F																	
DRUNKENNESS	23	M					1	1	2				5						
		F				3			3										
DISORDERLY CONDUCT	24	M				1			1				1						
		F																	
VAGRANCY	25	M																	
		F																	
ALL OTHER	26	M	4		1			1	6	1			8						
		F			2	1			3										
SUSPICION	27	M																	
		F																	
CURFEW	28	M																	
		F																	
RUN-AWAYS	29	M																	
		F																	
HUMAN TRAFFICKING/COMMERCIAL SEX ACTS	30	M																	
		F																	
HUMAN TRAFFICKING/INVOLUNTARY SERVITUDE	31	M																	
		F																	
TOTAL BY SEX		M	5		3	6	7	3	24	3			34						
		F			5	6	2		13										
GRAND TOTAL			5		8	12	9	3	37	3			34						

MONTHLY RETURN OF ARSON OFFENSES KNOWN TO LAW ENFORCEMENT

1 PROPERTY CLASSIFICATION	2 Offenses Reported or Known to Police (Include Unfounded and attempts)	3 Unfounded, i.e. False or Baseless Complaints	4 Number of Actual Offenses (Column 2 Minus Column 3) (Include Attempts)	5 Total Offenses Cleared by Arrest or Exceptional Means (Include Column 6)	6 Number of Clearances Involving Only Persons Under 18 Years of Age	7 Offenses Where Structures Uninhabited, Abandoned, or not Normally in Use	8 Estimated Value of Property Damage
STRUCTURAL							
A. Single Occupancy Residential: Houses, Townhouses, Duplexes, etc.							
B. Other Residential: Apartments, Tenements, Flats, Hotels, Motels, Inns, Dormitories, Boarding Houses, etc.							
C. Storage: Barns, Garages, Warehouses, etc.							
D. Industrial/Manufacturing:							
E. Other Commercial: Stores, Restaurants, Offices, etc.							
F. Community/Public: Churches, Jails, Schools, Colleges, Hospitals, etc.							
G. All Other Structure: Out Buildings, Monuments, Buildings Under Constructions, etc.	1		1				
TOTAL STRUCTURAL	1		1				
MOBILE							
H. Motor Vehicles: Automobiles, Trucks, Buses, Motorcycles, etc. UCR Definition							
I. Other Mobile Property: Trailers, Recreational Vehicles, Airplanes, Boats, etc.							
TOTAL MOBILE							
OTHER							
J. TOTAL OTHER Crops, Timber, Fences, Signs, etc.							
TOTAL OTHER							
GRAND TOTAL	1		1				

RETURN A - MONTHLY RETURN OF OFFENSES KNOWN TO POLICE

(1) Classification of Offense	(2) Offenses Reported	(3) Unfounded Offenses	(4) Actual Offenses	(5) Offenses Cleared	(6) Juveniles Only
CRIMINAL HOMICIDE					
MURDER/NONNEG MANSLAUGHTER					
MANSLAUGHTER BY NEGLIGENCE					
TOTAL					
RAPE					
RAPE	4	1	3	1	
ATTEMPTS TO COMMIT RAPE	1		1	1	
TOTAL	5	1	4	2	
ROBBERY					
FIREARM					
KNIFE/CUTTING INSTRUMENT	1		1	2	1
OTHER DANGEROUS WEAPON					
STRONG-ARM (HANDS, FISTS)	3	1	2		
TOTAL	4	1	3	2	1
ASSAULT					
FIREARM	3		3	3	
KNIFE OR CUTTING INSTRUMENT	5		5	5	
OTHER DANGEROUS WEAPON	6		6	6	
HANDS, FIST, FEET, AGGRAVATED	5		5	4	
OTHER ASSAULTS - SIMPLE	80	8	72	64	4
TOTAL	99	8	91	82	4
BURGLARY					
FORCIBLE ENTRY	5		5	6	
UNLAWFUL ENTRY - NO FORCE	6	2	4	1	
ATTEMPTED FORCIBLE ENTRY	1		1		
TOTAL	12	2	10	7	
LARCENY-THEFT					
THEFT (EX MOTOR VEHICLE)	154	14	140	29	2
TOTAL	154	14	140	29	2
MOTOR VEHICLE THEFT					
AUTOS	11	3	8	3	1
TRUCKS AND BUSES	4		4	1	
OTHER VEHICLES	6		6	2	
TOTAL	21	3	18	6	1
GRAND TOTAL	295	29	266	128	8

PROPERTY STOLEN BY CLASSIFICATION

CLASSIFICATION OF OFFENSES	NUMBER ACTUAL OFFENSES	VALUE OF PROPERTY STOLEN
MURDER/NONNEG MANSLAUGHTER		
RAPE	4	
ROBBERY		
HIGHWAY (STREET, ALLEYS, ETC.)	1	
COMMERCIAL HOUSE	1	\$ 300
GAS OR SERVICE STATION		
CONVENIENCE STORE		
RESIDENCE		
BANK		
MISCELLANEOUS	1	
TOTAL ROBBERY	3	\$ 300
BURGLARY		
RESIDENCE (DWELLING)		
NIGHT (6PM-6AM)	1	\$ 1,800
DAY (6AM-6PM)	1	\$ 2,100
UNKNOWN	3	\$ 620
NON-RESIDENCE (STORE ETC.)		
NIGHT (6PM-6AM)	5	\$ 15,962
DAY (6AM-6PM)		
UNKNOWN		
TOTAL BURGLARY	10	\$ 20,482
LARCENY-THEFT		
\$200 AND OVER	73	\$ 72,807
\$50 TO \$200	28	\$ 2,695
UNDER \$50	39	\$ 783
TOTAL	140	\$ 76,285
6X. NATURE OF LARCENIES UNDER ITEM 6		
POCKET-PICKING		
PURSE-SNATCHING		
SHOPLIFTING	10	\$ 444
FROM MOTOR VEHICLE	29	\$ 10,240
MOTOR VEHICLE PARTS & ACCESSORIES	3	\$ 515
BICYCLES	10	\$ 2,380
FROM BUILDING(EX C&H)	59	\$ 36,195
FROM COIN-OP MACHINES	5	\$ 1,796
ALL OTHER	24	\$ 24,715
TOTAL LARCENY	140	\$ 76,285
MOTOR VEHICLE THEFT	18	\$ 35,996
STOLEN & RECOVERED LOCALLY	2	
STOLEN LOCALLY & RECOVERED OTHER	6	
TOTAL STOLEN OTHER & RECOVERED LOCAL	8	
STOLEN IN OTHER JURIS & RECOVERED LOCALLY	2	
TOTAL MOTOR VEHICLE THEFT	18	\$ 35,996
GRAND TOTAL	175	\$ 133,063

PROPERTY BY TYPE AND VALUE

Type of Property (1)	Monetary Value of Property Stolen in Your Jurisdiction	
	STOLEN (2)	RECOVERED (3)
CURRENCY, NOTES, ETC.	\$ 6,472	\$ 1,650
JEWELRY & PRECIOUS METALS	\$ 26,533	\$ 13,987
CLOTHING AND FURS	\$ 3,053	\$ 1,063
LOCALLY STOLEN MOTOR VEHICLE	\$ 35,996	\$ 18,746
OFFICE EQUIPMENT	\$ 2,665	
TV, RADIOS, CAMERAS, ETC.	\$ 2,330	\$ 200
FIREARMS	\$ 4,679	
HOUSEHOLD GOODS	\$ 4,600	\$ 2,500
CONSUMABLE GOODS	\$ 3,023	\$ 2,653
LIVESTOCK		
MISCELLANEOUS	\$ 43,712	\$ 3,509
GRAND TOTAL	\$ 133,063	\$ 44,308

LAW ENFORCEMENT OFFICERS KILLED OR ASSAULTED

Type of activity	Total assaults by weapon	Type of Weapon				Type of Assignment						Officer assaults cleared	
		Firearm	Knife or other cutting instrument	Other dangerous weapon	Hands, fists, feet, etc.	Two-officer vehicle	One-officer vehicle		Detective or special assign.		Other		
							Alone	Asst	Alone	Ast	Alone		Asst
A	B	C	D	E	F	G	H	I	J	K	L	M	
1. Responding to disturbance calls (family quarrels, person with firearm, etc.)													
2. Burglaries in progress or pursuing burglary suspects													
3. Robberies in progress or pursuing robbery suspects													
4. Attempting other arrests													
5. Civil disorder (riot, mass disobedience, etc.)													
6. Handling, transporting, custody of prisoners													
7. Investigating suspicious persons or circumstances	1				1		1						1
8. Ambush – no warning													
9. Mentally deranged	2				2	2							2
10. Traffic pursuits and stops	3				3		3						3
11. All other	1				1						1		
12. TOTAL (1-11)	7				7	2	1	3			1		6
13. Number with person injury													
14. Number without personal injury	7				7								

15. Time of assaults	12 AM	2 AM	4 AM	6 AM	8 AM	10 AM	NOON	2 PM	4 PM	6 PM	8 PM	10 PM	UNK
			1			1		1				4	

AGE, SEX AND RACE OF PERSONS ARRESTED
18 Years of age and over

CLASSIFICATIONS OF OFFENSES	UCR	SEX	AGE													TOT	RACE							
			18	19	20	21	22	23	24	25-29	30-34	35-39	40-44	45-49	50-54		55-59	60-64	65 OV	WHT	BLK	IND	ASN	PAC
MURDER/NONNEG MANSLAUGHTER	01A	M																						
		F																						
MANSLAUGHTER BY NEGLIGENCE	01B	M																						
		F																						
RAPE	02	M																						
		F																						
ROBBERY	03	M																						
		F																						
AGGRAVATED ASSAULT	04	M			1		2	1	3	1	2	4							14	14		3		
		F						1	1		1								3					
BURGLARY	05	M							1	2									3	3		2		
		F					1						1						2					
LARCENY	06	M					2	1	1	5	1	2	1	2		1			16	30	1	1		
		F				1	2	1		4	2		1	1	1	1	2		16					
MOTOR VEHICLE THEFT	07	M		1			1				3								5	6		1		
		F				1						1							2					
OTHER ASSAULTS	08	M	2		1		1		3	8	3	6	4	1		1	1	3	34	40	3	9	1	
		F			2			1		7		2	4	2			1		19					
ARSON	09	M																						
		F																						
FORGERY	10	M																						
		F																						
FRAUD	11	M																						
		F																						
EMBEZZLEMENT	12	M																						
		F																						
STOLEN PROPERTY	13	M				1						1							2	3				
		F										1							1					
VANDALISM	14	M					1			5	1	1							8	5	1	4		
		F							1		1								2					
WEAPONS	15	M		1		1													2	3				
		F		1															1					
PROSTITUTION AND COMMERCIALIZED VICE	16	M																						
		F																						
PROSTITUTION	16a	M																						
		F																						

AGE, SEX AND RACE OF PERSONS ARRESTED
18 Years of age and over

CLASSIFICATIONS OF OFFENSES	UCR	SEX	AGE													TOT	RACE							
			18	19	20	21	22	23	24	25-29	30-34	35-39	40-44	45-49	50-54		55-59	60-64	65 OV	WHT	BLK	IND	ASN	PAC
ASSISTING OR PROMOTING PROSTITUTION	16b	M																						
		F																						
PURCHASING PROSTITUTION	16c	M																						
		F																						
SEX OFFENSES	17	M					1		2												4			
		F								1														
DRUG/SALE/MAN	180	M	1	3		1				1				1							8	2		
		F		1						1				1										
NARCOTICS	180a	M	1			1				1				1							7			
		F		1						1				1										
MARIJUANA	180b	M		3																	1	2		
		F																						
SYNTHETIC NARC	180c	M																						
		F																						
OTHER/NON-NARC	180d	M																						
		F																						
DRUG/POSSESSION	185	M	1					1		3	1	1									14	2		
		F	1	1			2			3	1	1												
NARCOTICS	185e	M								1											3			
		F								2														
MARIJUANA	185f	M	1					1													3	1		
		F	1	1																				
SYNTHETIC NARC	185g	M								1											3			
		F								1		1												
OTHER/NON-NARC	185h	M								1	1	1									5	1		
		F						2				1												
GAMBLING	19	M																						
		F																						
BOOKMAKING	19a	M																						
		F																						
NUMBERS	19b	M																						
		F																						
OTHER GAMBLING	19c	M																						
		F																						
FAMILY/CHILD	20	M				1										1					2	1		
		F										1												

AGE, SEX AND RACE OF PERSONS ARRESTED
18 Years of age and over

CLASSIFICATIONS OF OFFENSES	UCR	SEX	AGE														TOT	RACE						
			18	19	20	21	22	23	24	25-29	30-34	35-39	40-44	45-49	50-54	55-59		60-64	65 OV	WHT	BLK	IND	ASN	PAC
DRIVING INFLUENCE	21	M	2		2	2	2	1	1	6	6	4	6	2	5	2		1	42	49	1	6	1	
		F	1			2				2	2		1	4		1		2	15					
LIQUOR LAWS	22	M		6	6		1											13	15	2	6			
		F	1	5	4														10					
DRUNKENNESS	23	M								1								1	1					
		F																						
DISORDERLY CONDUCT	24	M		1				1		7	2	1			1			13	16		1			
		F							1	1	1		1					4						
VAGRANCY	25	M																						
		F																						
ALL OTHER	26	M	3	4	1	6	5	4	5	11	16	5	6	4	3	8	2	2	85	99	6	11	3	
		F	3		5	3	2	3	1	2	9	1	1	2	1			1	34					
SUSPICION	27	M																						
		F																						
HUMAN TRAFFICKING/COMMERCIAL SEX ACTS	30	M																						
		F																						
HUMAN TRAFFICKING/INVOLUNTARY SERVITUDE	31	M																						
		F																						
TOTAL BY SEX		M	9	16	11	12	14	10	13	51	36	23	21	10	10	12	3	6	257	308	16	51	5	
		F	6	8	11	7	7	5	3	23	16	8	9	10	2	2	3	3	123					
GRAND TOTAL			15	24	22	19	21	15	16	74	52	31	30	20	12	14	6	9	380	308	16	51	5	

AGE, SEX AND RACE OF PERSONS ARRESTED
under 18 Years of age

CLASSIFICATIONS OF OFFENSES	UCR	SEX	AGE						TOT	RACE					
			Under 10	10-12	13-14	15	16	17		WHT	BLK	IND	ASN	PAC	
MURDER/NONNEG MANSLAUGHTER	01A	M													
		F													
MANSLAUGHTER BY NEGLIGENCE	01B	M													
		F													
RAPE	02	M													
		F													
ROBBERY	03	M													
		F													
AGGRAVATED ASSAULT	04	M													
		F													
BURGLARY	05	M													
		F													
LARCENY	06	M		1		1	1		3	3					
		F													
MOTOR VEHICLE THEFT	07	M					1		1			1			
		F													
OTHER ASSAULTS	08	M		1	1	1		1	4	3	1				
		F													
ARSON	09	M													
		F													
FORGERY	10	M													
		F													
FRAUD	11	M													
		F													
EMBEZZLEMENT	12	M													
		F													
STOLEN PROPERTY	13	M													
		F													
VANDALISM	14	M			3		1		4	3		1			
		F													
WEAPONS	15	M													
		F													
PROSTITUTION	16	M													
		F													
PROSTITUTION	16a	M													
		F													

AGE, SEX AND RACE OF PERSONS ARRESTED
under 18 Years of age

CLASSIFICATIONS OF OFFENSES	UCR	SEX	AGE						TOT	RACE				
			Under 10	10-12	13-14	15	16	17		WHT	BLK	IND	ASN	PAC
			ASSISTING OR PROMOTING PROSTITUTION	16b	M									
		F												
PURCHASING PROSTITUTION	16c	M												
		F												
SEX OFFENSES	17	M												
		F												
DRUG/SALE/MAN	180	M								1				
		F				1		1						
NARCOTICS	180a	M								1				
		F				1		1						
MARIJUANA	180b	M												
		F												
SYNTHETIC NARC	180c	M												
		F												
OTHER/NON-NARC	180d	M												
		F												
DRUG/POSSESSION	185	M			2	3	1		6	5	1	1		
		F					1		1					
NARCOTICS	185e	M												
		F												
MARIJUANA	185f	M			1	2	1		4	4	1			
		F					1		1					
SYNTHETIC NARC	185g	M			1	1			2	1		1		
		F												
OTHER/NON-NARC	185h	M												
		F												
GAMBLING	19	M												
		F												
BOOKMAKING	19a	M												
		F												
NUMBERS	19b	M												
		F												
OTHER GAMBLING	19c	M												
		F												
FAMILY/CHILD	20	M												
		F												

AGE, SEX AND RACE OF PERSONS ARRESTED
under 18 Years of age

CLASSIFICATIONS OF OFFENSES	UCR	SEX	AGE						TOT	RACE									
			Under 10	10-12	13-14	15	16	17		WHT	BLK	IND	ASN	PAC					
			DRIVING INFLUENCE	21	M														
		F																	
LIQUOR LAWS	22	M			1	2	2	5	10	12									
		F					2		2										
DRUNKENNESS	23	M																	
		F																	
DISORDERLY CONDUCT	24	M								1									
		F						1	1										
VAGRANCY	25	M																	
		F																	
ALL OTHER	26	M				2	3	1	6	7									
		F						1	1										
SUSPICION	27	M																	
		F																	
CURFEW	28	M																	
		F																	
RUN-AWAYS	29	M																	
		F																	
HUMAN TRAFFICKING/COMMERCIAL SEX ACTS	30	M																	
		F																	
HUMAN TRAFFICKING/INVOLUNTARY SERVITUDE	31	M																	
		F																	
TOTAL BY SEX		M		2	7	9	9	7	34	35	2	3							
		F				1	3	2	6										
GRAND TOTAL				2	7	10	12	9	40	35	2	3							

RETURN A - MONTHLY RETURN OF OFFENSES KNOWN TO POLICE

(1) Classification of Offense	(2) Offenses Reported	(3) Unfounded Offenses	(4) Actual Offenses	(5) Offenses Cleared	(6) Juveniles Only
CRIMINAL HOMICIDE					
MURDER/NONNEG MANSLAUGHTER					
MANSLAUGHTER BY NEGLIGENCE					
TOTAL					
RAPE					
RAPE	3		3	2	
ATTEMPTS TO COMMIT RAPE					
TOTAL	3		3	2	
ROBBERY					
FIREARM					
KNIFE/CUTTING INSTRUMENT					
OTHER DANGEROUS WEAPON					
STRONG-ARM (HANDS, FISTS)	1	1			
TOTAL	1	1			
ASSAULT					
FIREARM					
KNIFE OR CUTTING INSTRUMENT	2		2	2	1
OTHER DANGEROUS WEAPON					
HANDS, FIST, FEET, AGGRAVATED	8		8	8	2
OTHER ASSAULTS - SIMPLE	46	1	45	37	
TOTAL	56	1	55	47	3
BURGLARY					
FORCIBLE ENTRY	5		5	1	
UNLAWFUL ENTRY - NO FORCE	13		13	3	
ATTEMPTED FORCIBLE ENTRY					
TOTAL	18		18	4	
LARCENY-THEFT					
THEFT (EX MOTOR VEHICLE)	54	5	49	9	2
TOTAL	54	5	49	9	2
MOTOR VEHICLE THEFT					
AUTOS	4	2	2		
TRUCKS AND BUSES					
OTHER VEHICLES					
TOTAL	4	2	2		
GRAND TOTAL	136	9	127	62	5

PROPERTY STOLEN BY CLASSIFICATION

CLASSIFICATION OF OFFENSES	NUMBER ACTUAL OFFENSES	VALUE OF PROPERTY STOLEN
MURDER/NONNEG MANSLAUGHTER		
RAPE	3	
ROBBERY		
HIGHWAY (STREET, ALLEYS, ETC.)		
COMMERCIAL HOUSE		
GAS OR SERVICE STATION		
CONVENIENCE STORE		
RESIDENCE		
BANK		
MISCELLANEOUS		
TOTAL ROBBERY		
BURGLARY		
RESIDENCE (DWELLING)		
NIGHT (6PM-6AM)	6	\$ 1,325
DAY (6AM-6PM)	3	\$ 550
UNKNOWN	6	\$ 4,341
NON-RESIDENCE (STORE ETC.)		
NIGHT (6PM-6AM)	2	\$ 90
DAY (6AM-6PM)		
UNKNOWN	1	\$ 800
TOTAL BURGLARY	18	\$ 7,106
LARCENY-THEFT		
\$200 AND OVER	23	\$ 18,709
\$50 TO \$200	16	\$ 1,845
UNDER \$50	10	\$ 303
TOTAL	49	\$ 20,857
6X. NATURE OF LARCENIES UNDER ITEM 6		
POCKET-PICKING		
PURSE-SNATCHING		
SHOPLIFTING	1	\$ 4
FROM MOTOR VEHICLE	4	\$ 3,120
MOTOR VEHICLE PARTS & ACCESSORIES	4	\$ 1,770
BICYCLES	14	\$ 4,480
FROM BUILDING(EX C&H)	14	\$ 7,186
FROM COIN-OP MACHINES		
ALL OTHER	12	\$ 4,297
TOTAL LARCENY	49	\$ 20,857
MOTOR VEHICLE THEFT	2	\$ 4,000
STOLEN & RECOVERED LOCALLY	1	
STOLEN LOCALLY & RECOVERED OTHER		
TOTAL STOLEN OTHER & RECOVERED LOCAL	1	
STOLEN IN OTHER JURIS & RECOVERED LOCALLY		
TOTAL MOTOR VEHICLE THEFT	2	\$ 4,000
GRAND TOTAL	72	\$ 31,963

PROPERTY BY TYPE AND VALUE

Type of Property (1)	Monetary Value of Property Stolen in Your Jurisdiction	
	STOLEN (2)	RECOVERED (3)
CURRENCY, NOTES, ETC.	\$ 1,482	
JEWELRY & PRECIOUS METALS	\$ 3,500	
CLOTHING AND FURS	\$ 235	\$ 170
LOCALLY STOLEN MOTOR VEHICLE	\$ 4,000	\$ 2,000
OFFICE EQUIPMENT		
TV, RADIOS, CAMERAS, ETC.	\$ 940	\$ 240
FIREARMS	\$ 2,000	\$ 350
HOUSEHOLD GOODS	\$ 1,379	\$ 150
CONSUMABLE GOODS	\$ 459	
LIVESTOCK		
MISCELLANEOUS	\$ 17,968	\$ 3,675
GRAND TOTAL	\$ 31,963	\$ 6,585

LAW ENFORCEMENT OFFICERS KILLED OR ASSAULTED

Type of activity	Total assaults by weapon	Type of Weapon				Type of Assignment							Officer assaults cleared
		Firearm	Knife or other cutting instrument	Other dangerous weapon	Hands, fists, feet, etc.	Two-officer vehicle	One-officer vehicle		Detective or special assign.		Other		
							Alone	Asst	Alone	Ast	Alone	Asst	
A	B	C	D	E	F	G	H	I	J	K	L	M	
1. Responding to disturbance calls (family quarrels, person with firearm, etc.)	1				1		1						1
2. Burglaries in progress or pursuing burglary suspects													
3. Robberies in progress or pursuing robbery suspects													
4. Attempting other arrests													
5. Civil disorder (riot, mass disobedience, etc.)													
6. Handling, transporting, custody of prisoners	2				2							2	
7. Investigating suspicious persons or circumstances	1				1	1							1
8. Ambush – no warning													
9. Mentally deranged													
10. Traffic pursuits and stops													
11. All other													
12. TOTAL (1-11)	4				4	1	1					2	2
13. Number with person injury													
14. Number without personal injury	4				4								

15. Time of assaults	12 AM	2 AM	4 AM	6 AM	8 AM	10 AM	NOON	2 PM	4 PM	6 PM	8 PM	10 PM	UNK
		2						1			1		

AGE, SEX AND RACE OF PERSONS ARRESTED
18 Years of age and over

CLASSIFICATIONS OF OFFENSES	UCR	SEX	AGE													TOT	RACE							
			18	19	20	21	22	23	24	25-29	30-34	35-39	40-44	45-49	50-54		55-59	60-64	65 OV	WHT	BLK	IND	ASN	PAC
MURDER/NONNEG MANSLAUGHTER	01A	M																						
		F																						
MANSLAUGHTER BY NEGLIGENCE	01B	M																						
		F																						
RAPE	02	M								1										1				
		F																						
ROBBERY	03	M																						
		F																						
AGGRAVATED ASSAULT	04	M					1			1	1	1							4	3	1			
		F																						
BURGLARY	05	M			1					4									5	4			1	
		F																						
LARCENY	06	M				1				1									2	1	1			
		F																						
MOTOR VEHICLE THEFT	07	M																						
		F																						
OTHER ASSAULTS	08	M		2				2	1	3	1	2		3					14	14	2	7	1	
		F						3	1	3	1			1		1			10					
ARSON	09	M																						
		F																						
FORGERY	10	M								1									1	1				
		F																						
FRAUD	11	M																						
		F																						
EMBEZZLEMENT	12	M																						
		F																						
STOLEN PROPERTY	13	M																						
		F																						
VANDALISM	14	M																		1				
		F																				1	1	
WEAPONS	15	M																						
		F																						
PROSTITUTION	16	M																						
		F																						
PROSTITUTION	16a	M																						
		F																						

AGE, SEX AND RACE OF PERSONS ARRESTED
18 Years of age and over

CLASSIFICATIONS OF OFFENSES	UCR	SEX	AGE													TOT	RACE							
			18	19	20	21	22	23	24	25-29	30-34	35-39	40-44	45-49	50-54		55-59	60-64	65 OV	WHT	BLK	IND	ASN	PAC
ASSISTING OR PROMOTING PROSTITUTION	16b	M																						
		F																						
PURCHASING PROSTITUTION	16c	M																						
		F																						
SEX OFFENSES	17	M																						
		F																						
DRUG/SALE/MAN	180	M									1						1	1		3	3			
		F																						
NARCOTICS	180a	M									1						1	1		3	3			
		F																						
MARIJUANA	180b	M																						
		F																						
SYNTHETIC NARC	180c	M																						
		F																						
OTHER/NON-NARC	180d	M																						
		F																						
DRUG/POSSESSION	185	M												2						2	1		1	
		F																						
NARCOTICS	185e	M																						
		F																						
MARIJUANA	185f	M																						
		F																						
SYNTHETIC NARC	185g	M												2						2	1		1	
		F																						
OTHER/NON-NARC	185h	M																						
		F																						
GAMBLING	19	M																						
		F																						
BOOKMAKING	19a	M																						
		F																						
NUMBERS	19b	M																						
		F																						
OTHER GAMBLING	19c	M																						
		F																						
FAMILY/CHILD	20	M																						
		F																						

AGE, SEX AND RACE OF PERSONS ARRESTED
18 Years of age and over

CLASSIFICATIONS OF OFFENSES	UCR	SEX	AGE														TOT	RACE							
			18	19	20	21	22	23	24	25-29	30-34	35-39	40-44	45-49	50-54	55-59		60-64	65 OV	WHT	BLK	IND	ASN	PAC	
DRIVING INFLUENCE	21	M				1					1	1		1			1	1		6	6				
		F																							
LIQUOR LAWS	22	M		1														1		2	5				
		F			1							1		1						3					
DRUNKENNESS	23	M																							
		F																							
DISORDERLY CONDUCT	24	M							2	1										3	3				
		F																							
VAGRANCY	25	M																							
		F																							
ALL OTHER	26	M					1	3		2	1	2	1	1	1	1				13	13	1	4		
		F			1		2							1					1	5					
SUSPICION	27	M																							
		F																							
HUMAN TRAFFICKING/COMMERCIAL SEX ACTS	30	M																							
		F																							
HUMAN TRAFFICKING/INVOLUNTARY SERVITUDE	31	M																							
		F																							
TOTAL BY SEX		M		3	1	2	2	5	3	16	4	5	4	4	1	3	3		56	56	5	11	2	1	
		F			2		2	3	1	3	1	1		3		1		2	19						
GRAND TOTAL				3	3	2	4	8	4	19	5	6	4	7	1	4	3	2	75	56	5	11	2	1	

AGE, SEX AND RACE OF PERSONS ARRESTED
under 18 Years of age

CLASSIFICATIONS OF OFFENSES	UCR	SEX	AGE						TOT	RACE					
			Under 10	10-12	13-14	15	16	17		WHT	BLK	IND	ASN	PAC	
MURDER/NONNEG MANSLAUGHTER	01A	M													
		F													
MANSLAUGHTER BY NEGLIGENCE	01B	M													
		F													
RAPE	02	M													
		F													
ROBBERY	03	M													
		F													
AGGRAVATED ASSAULT	04	M						1	1	1					
		F													
BURGLARY	05	M													
		F													
LARCENY	06	M													
		F													
MOTOR VEHICLE THEFT	07	M													
		F													
OTHER ASSAULTS	08	M													
		F													
ARSON	09	M													
		F													
FORGERY	10	M													
		F													
FRAUD	11	M													
		F													
EMBEZZLEMENT	12	M													
		F													
STOLEN PROPERTY	13	M													
		F													
VANDALISM	14	M													
		F													
WEAPONS	15	M													
		F													
PROSTITUTION	16	M													
		F													
PROSTITUTION	16a	M													
		F													

AGE, SEX AND RACE OF PERSONS ARRESTED
under 18 Years of age

CLASSIFICATIONS OF OFFENSES	UCR	SEX	AGE						TOT	RACE				
			Under 10	10-12	13-14	15	16	17		WHT	BLK	IND	ASN	PAC
			ASSISTING OR PROMOTING PROSTITUTION	16b	M									
		F												
PURCHASING PROSTITUTION	16c	M												
		F												
SEX OFFENSES	17	M			1			1	1					
		F												
DRUG/SALE/MAN	180	M												
		F												
NARCOTICS	180a	M												
		F												
MARIJUANA	180b	M												
		F												
SYNTHETIC NARC	180c	M												
		F												
OTHER/NON-NARC	180d	M												
		F												
DRUG/POSSESSION	185	M												
		F												
NARCOTICS	185e	M												
		F												
MARIJUANA	185f	M												
		F												
SYNTHETIC NARC	185g	M												
		F												
OTHER/NON-NARC	185h	M												
		F												
GAMBLING	19	M												
		F												
BOOKMAKING	19a	M												
		F												
NUMBERS	19b	M												
		F												
OTHER GAMBLING	19c	M												
		F												
FAMILY/CHILD	20	M												
		F												

AGE, SEX AND RACE OF PERSONS ARRESTED
under 18 Years of age

CLASSIFICATIONS OF OFFENSES	UCR	SEX	AGE						TOT	RACE									
			Under 10	10-12	13-14	15	16	17		WHT	BLK	IND	ASN	PAC					
			DRIVING INFLUENCE	21	M														
		F																	
LIQUOR LAWS	22	M																	
		F																	
DRUNKENNESS	23	M																	
		F																	
DISORDERLY CONDUCT	24	M																	
		F																	
VAGRANCY	25	M																	
		F																	
ALL OTHER	26	M			1				1	1									
		F																	
SUSPICION	27	M																	
		F																	
CURFEW	28	M																	
		F																	
RUN-AWAYS	29	M																	
		F																	
HUMAN TRAFFICKING/COMMERCIAL SEX ACTS	30	M																	
		F																	
HUMAN TRAFFICKING/INVOLUNTARY SERVITUDE	31	M																	
		F																	
TOTAL BY SEX		M			2				1	3	3								
		F																	
GRAND TOTAL					2				1	3	3								

MONTHLY RETURN OF ARSON OFFENSES KNOWN TO LAW ENFORCEMENT

1 PROPERTY CLASSIFICATION	2 Offenses Reported or Known to Police (Include Unfounded and attempts)	3 Unfounded, i.e. False or Baseless Complaints	4 Number of Actual Offenses (Column 2 Minus Column 3) (Include Attempts)	5 Total Offenses Cleared by Arrest or Exceptional Means (Include Column 6)	6 Number of Clearances Involving Only Persons Under 18 Years of Age	7 Offenses Where Structures Uninhabited, Abandoned, or not Normally in Use	8 Estimated Value of Property Damage
STRUCTURAL							
A. Single Occupancy Residential: Houses, Townhouses, Duplexes, etc.							
B. Other Residential: Apartments, Tenements, Flats, Hotels, Motels, Inns, Dormitories, Boarding Houses, etc.							
C. Storage: Barns, Garages, Warehouses, etc.							
D. Industrial/Manufacturing:							
E. Other Commercial: Stores, Restaurants, Offices, etc.							
F. Community/Public: Churches, Jails, Schools, Colleges, Hospitals, etc.							
G. All Other Structure: Out Buildings, Monuments, Buildings Under Constructions, etc.							
TOTAL STRUCTURAL							
MOBILE							
H. Motor Vehicles: Automobiles, Trucks, Buses, Motorcycles, etc. UCR Definition							
I. Other Mobile Property: Trailers, Recreational Vehicles, Airplanes, Boats, etc.	1		1				\$200
TOTAL MOBILE	1		1				\$200
OTHER							
J. TOTAL OTHER Crops, Timber, Fences, Signs, etc.	1		1	1	1		\$100
TOTAL OTHER	1		1	1	1		\$100
GRAND TOTAL	2		2	1	1		\$300

RETURN A - MONTHLY RETURN OF OFFENSES KNOWN TO POLICE

(1) Classification of Offense	(2) Offenses Reported	(3) Unfounded Offenses	(4) Actual Offenses	(5) Offenses Cleared	(6) Juveniles Only
CRIMINAL HOMICIDE					
MURDER/NONNEG MANSLAUGHTER					
MANSLAUGHTER BY NEGLIGENCE	1		1		
TOTAL	1		1		
RAPE					
RAPE	1		1		
ATTEMPTS TO COMMIT RAPE					
TOTAL	1		1		
ROBBERY					
FIREARM					
KNIFE/CUTTING INSTRUMENT					
OTHER DANGEROUS WEAPON					
STRONG-ARM (HANDS, FISTS)					
TOTAL					
ASSAULT					
FIREARM					
KNIFE OR CUTTING INSTRUMENT	2		2		
OTHER DANGEROUS WEAPON	7		7	1	
HANDS, FIST, FEET, AGGRAVATED	14		14		
OTHER ASSAULTS - SIMPLE	25		25	1	1
TOTAL	48		48	2	1
BURGLARY					
FORCIBLE ENTRY	4		4		
UNLAWFUL ENTRY - NO FORCE	2		2		
ATTEMPTED FORCIBLE ENTRY	2		2		
TOTAL	8		8		
LARCENY-THEFT					
THEFT (EX MOTOR VEHICLE)	53	1	52	3	1
TOTAL	53	1	52	3	1
MOTOR VEHICLE THEFT					
AUTOS	8	1	7	4	
TRUCKS AND BUSES					
OTHER VEHICLES	1		1		
TOTAL	9	1	8	4	
GRAND TOTAL	120	2	118	9	2

PROPERTY STOLEN BY CLASSIFICATION

CLASSIFICATION OF OFFENSES	NUMBER ACTUAL OFFENSES	VALUE OF PROPERTY STOLEN
MURDER/NONNEG MANSLAUGHTER		
RAPE	1	
ROBBERY		
HIGHWAY (STREET, ALLEYS, ETC.)		
COMMERCIAL HOUSE		
GAS OR SERVICE STATION		
CONVENIENCE STORE		
RESIDENCE		
BANK		
MISCELLANEOUS		
TOTAL ROBBERY		
BURGLARY		
RESIDENCE (DWELLING)		
NIGHT (6PM-6AM)	1	
DAY (6AM-6PM)		
UNKNOWN	1	\$ 6,000
NON-RESIDENCE (STORE ETC.)		
NIGHT (6PM-6AM)	2	\$ 1,200
DAY (6AM-6PM)		
UNKNOWN	4	
TOTAL BURGLARY	8	\$ 7,200
LARCENY-THEFT		
\$200 AND OVER	20	\$ 12,344
\$50 TO \$200	15	\$ 1,585
UNDER \$50	17	\$ 224
TOTAL	52	\$ 14,153
6X. NATURE OF LARCENIES UNDER ITEM 6		
POCKET-PICKING		
PURSE-SNATCHING		
SHOPLIFTING	7	\$ 589
FROM MOTOR VEHICLE	18	\$ 2,606
MOTOR VEHICLE PARTS & ACCESSORIES		
BICYCLES	7	\$ 750
FROM BUILDING(EX C&H)	7	\$ 1,831
FROM COIN-OP MACHINES		
ALL OTHER	13	\$ 8,377
TOTAL LARCENY	52	\$ 14,153
MOTOR VEHICLE THEFT	8	\$ 1,500
STOLEN & RECOVERED LOCALLY	2	
STOLEN LOCALLY & RECOVERED OTHER	1	
TOTAL STOLEN OTHER & RECOVERED LOCAL	3	
STOLEN IN OTHER JURIS & RECOVERED LOCALLY		
TOTAL MOTOR VEHICLE THEFT	8	\$ 1,500
GRAND TOTAL	69	\$ 22,853

PROPERTY BY TYPE AND VALUE

Type of Property (1)	Monetary Value of Property Stolen in Your Jurisdiction	
	STOLEN (2)	RECOVERED (3)
CURRENCY, NOTES, ETC.	\$ 3,927	
JEWELRY & PRECIOUS METALS		
CLOTHING AND FURS	\$ 667	\$ 43
LOCALLY STOLEN MOTOR VEHICLE	\$ 1,500	
OFFICE EQUIPMENT		
TV, RADIOS, CAMERAS, ETC.	\$ 1,238	\$ 8
FIREARMS	\$ 300	
HOUSEHOLD GOODS	\$ 6,885	
CONSUMABLE GOODS	\$ 125	
LIVESTOCK		
MISCELLANEOUS	\$ 8,211	\$ 250
GRAND TOTAL	\$ 22,853	\$ 301

LAW ENFORCEMENT OFFICERS KILLED OR ASSAULTED

Type of activity	Total assaults by weapon	Type of Weapon				Type of Assignment						Officer assaults cleared	
		Firearm	Knife or other cutting instrument	Other dangerous weapon	Hands, fists, feet, etc.	Two-officer vehicle	One-officer vehicle		Detective or special assign.		Other		
							Alone	Asst	Alone	Ast	Alone		Asst
A	B	C	D	E	F	G	H	I	J	K	L	M	
1. Responding to disturbance calls (family quarrels, person with firearm, etc.)													
2. Burglaries in progress or pursuing burglary suspects													
3. Robberies in progress or pursuing robbery suspects													
4. Attempting other arrests													
5. Civil disorder (riot, mass disobedience, etc.)													
6. Handling, transporting, custody of prisoners													
7. Investigating suspicious persons or circumstances	1				1		1						
8. Ambush – no warning													
9. Mentally deranged													
10. Traffic pursuits and stops													
11. All other													
12. TOTAL (1-11)	1				1		1						
13. Number with person injury	1				1								
14. Number without personal injury													

15. Time of assaults	12 AM	2 AM	4 AM	6 AM	8 AM	10 AM	NOON	2 PM	4 PM	6 PM	8 PM	10 PM	UNK
												1	

AGE, SEX AND RACE OF PERSONS ARRESTED
18 Years of age and over

CLASSIFICATIONS OF OFFENSES	UCR	SEX	AGE													TOT	RACE							
			18	19	20	21	22	23	24	25-29	30-34	35-39	40-44	45-49	50-54		55-59	60-64	65 OV	WHT	BLK	IND	ASN	PAC
MURDER/NONNEG MANSLAUGHTER	01A	M																						
		F																						
MANSLAUGHTER BY NEGLIGENCE	01B	M																						
		F																						
RAPE	02	M																						
		F																						
ROBBERY	03	M																						
		F																						
AGGRAVATED ASSAULT	04	M				1	1	1	1	1	2	1	1		1	1	1		12	15		3		
		F								1		2	2		1				6					
BURGLARY	05	M											1						1	1				
		F																						
LARCENY	06	M		2	1			1		1	1					1			7	7				
		F																						
MOTOR VEHICLE THEFT	07	M								4			1						5	6				
		F					1												1					
OTHER ASSAULTS	08	M	1						1	4	1	1		1	3			1	13	12		3		
		F											1	1					2					
ARSON	09	M						1											1	1				
		F																						
FORGERY	10	M														1			1	1				
		F																						
FRAUD	11	M																						
		F																						
EMBEZZLEMENT	12	M																						
		F																						
STOLEN PROPERTY	13	M																						
		F																						
VANDALISM	14	M	1										1						2	2				
		F																						
WEAPONS	15	M	1					1		1		1							4	3		1		
		F																						
PROSTITUTION	16	M																						
		F																						
PROSTITUTION	16a	M																						
		F																						

AGE, SEX AND RACE OF PERSONS ARRESTED
18 Years of age and over

CLASSIFICATIONS OF OFFENSES	UCR	SEX	AGE													TOT	RACE							
			18	19	20	21	22	23	24	25-29	30-34	35-39	40-44	45-49	50-54		55-59	60-64	65 OV	WHT	BLK	IND	ASN	PAC
ASSISTING OR PROMOTING PROSTITUTION	16b	M																						
		F																						
PURCHASING PROSTITUTION	16c	M																						
		F																						
SEX OFFENSES	17	M								1				1	1					3	1		2	
		F																						
DRUG/SALE/MAN	180	M																			1			
		F													1				1					
NARCOTICS	180a	M																						
		F																						
MARIJUANA	180b	M																			1			
		F													1				1					
SYNTHETIC NARC	180c	M																						
		F																						
OTHER/NON-NARC	180d	M																						
		F																						
DRUG/POSSESSION	185	M	6	2								4		1				1		14	22		1	
		F	1				1				2	1	2		2					9				
NARCOTICS	185e	M									2		1					1		4	9			
		F					1				2				2					5				
MARIJUANA	185f	M	6	2																8	9		1	
		F	1											1						2				
SYNTHETIC NARC	185g	M										1								1	3			
		F										1	1							2				
OTHER/NON-NARC	185h	M										1								1	1			
		F																						
GAMBLING	19	M																						
		F																						
BOOKMAKING	19a	M																						
		F																						
NUMBERS	19b	M																						
		F																						
OTHER GAMBLING	19c	M																						
		F																						
FAMILY/CHILD	20	M										1		1				1		3	3			
		F																						

AGE, SEX AND RACE OF PERSONS ARRESTED
18 Years of age and over

CLASSIFICATIONS OF OFFENSES	UCR	SEX	AGE														TOT	RACE						
			18	19	20	21	22	23	24	25-29	30-34	35-39	40-44	45-49	50-54	55-59		60-64	65 OV	WHT	BLK	IND	ASN	PAC
DRIVING INFLUENCE	21	M		1			2	2	4	9	5	4	1	1	7	3	2		41	50	1	4	1	
		F		1			1			1	3	3	1		3	1	1		15					
LIQUOR LAWS	22	M	2	3	2	1					1								9	10	1	1		
		F		2										1					3					
DRUNKENNESS	23	M	1	2	2	2					1	1			1				10	10		2		
		F		1									1						2					
DISORDERLY CONDUCT	24	M		1				2			1								4	3		3		
		F								1		1							2					
VAGRANCY	25	M																						
		F																						
ALL OTHER	26	M		1	1	1				3	4	1	4		1	2	2		20	20	1	5		
		F			2					3				1					6					
SUSPICION	27	M																						
		F																						
HUMAN TRAFFICKING/COMMERCIAL SEX ACTS	30	M																						
		F																						
HUMAN TRAFFICKING/INVOLUNTARY SERVITUDE	31	M																						
		F																						
TOTAL BY SEX		M	12	12	6	5	3	8	6	24	21	9	11	3	15	8	6	1	150	168	3	25	1	
		F	1	4	2		3			7	5	7	6	5	5	1	1		47					
GRAND TOTAL			13	16	8	5	6	8	6	31	26	16	17	8	20	9	7	1	197	168	3	25	1	

AGE, SEX AND RACE OF PERSONS ARRESTED
under 18 Years of age

CLASSIFICATIONS OF OFFENSES	UCR	SEX	AGE						TOT	RACE					
			Under 10	10-12	13-14	15	16	17		WHT	BLK	IND	ASN	PAC	
MURDER/NONNEG MANSLAUGHTER	01A	M													
		F													
MANSLAUGHTER BY NEGLIGENCE	01B	M													
		F													
RAPE	02	M													
		F													
ROBBERY	03	M													
		F													
AGGRAVATED ASSAULT	04	M								1					
		F			1				1						
BURGLARY	05	M													
		F													
LARCENY	06	M			1				1	1					
		F													
MOTOR VEHICLE THEFT	07	M													
		F													
OTHER ASSAULTS	08	M				1		1	2	3					
		F			1				1						
ARSON	09	M													
		F													
FORGERY	10	M													
		F													
FRAUD	11	M													
		F													
EMBEZZLEMENT	12	M													
		F													
STOLEN PROPERTY	13	M													
		F													
VANDALISM	14	M													
		F													
WEAPONS	15	M													
		F													
PROSTITUTION	16	M													
		F													
PROSTITUTION	16a	M													
		F													

AGE, SEX AND RACE OF PERSONS ARRESTED
under 18 Years of age

CLASSIFICATIONS OF OFFENSES	UCR	SEX	AGE						TOT	RACE				
			Under 10	10-12	13-14	15	16	17		WHT	BLK	IND	ASN	PAC
			ASSISTING OR PROMOTING PROSTITUTION	16b	M									
		F												
PURCHASING PROSTITUTION	16c	M												
		F												
SEX OFFENSES	17	M												
		F												
DRUG/SALE/MAN	180	M												
		F												
NARCOTICS	180a	M												
		F												
MARIJUANA	180b	M												
		F												
SYNTHETIC NARC	180c	M												
		F												
OTHER/NON-NARC	180d	M												
		F												
DRUG/POSSESSION	185	M				1	2	1	4	6		1		
		F				1		2	3					
NARCOTICS	185e	M												
		F												
MARIJUANA	185f	M				1	2	1	4	6		1		
		F				1		2	3					
SYNTHETIC NARC	185g	M												
		F												
OTHER/NON-NARC	185h	M												
		F												
GAMBLING	19	M												
		F												
BOOKMAKING	19a	M												
		F												
NUMBERS	19b	M												
		F												
OTHER GAMBLING	19c	M												
		F												
FAMILY/CHILD	20	M												
		F												

AGE, SEX AND RACE OF PERSONS ARRESTED
under 18 Years of age

CLASSIFICATIONS OF OFFENSES	UCR	SEX	AGE						TOT	RACE									
			Under 10	10-12	13-14	15	16	17		WHT	BLK	IND	ASN	PAC					
			DRIVING INFLUENCE	21	M														
		F																	
LIQUOR LAWS	22	M				2	2		4	4			1						
		F					1		1										
DRUNKENNESS	23	M				1	1	2	4	5			1	1					
		F					3		3										
DISORDERLY CONDUCT	24	M																	
		F																	
VAGRANCY	25	M																	
		F																	
ALL OTHER	26	M																	
		F																	
SUSPICION	27	M																	
		F																	
CURFEW	28	M																	
		F																	
RUN-AWAYS	29	M								1									
		F						1	1										
HUMAN TRAFFICKING/COMMERCIAL SEX ACTS	30	M																	
		F																	
HUMAN TRAFFICKING/INVOLUNTARY SERVITUDE	31	M																	
		F																	
TOTAL BY SEX		M			1	5	5	4	15	21			3	1					
		F			2	1	5	2	10										
GRAND TOTAL					3	6	10	6	25	21			3	1					

MONTHLY RETURN OF ARSON OFFENSES KNOWN TO LAW ENFORCEMENT

1 PROPERTY CLASSIFICATION	2 Offenses Reported or Known to Police (Include Unfounded and attempts)	3 Unfounded, i.e. False or Baseless Complaints	4 Number of Actual Offenses (Column 2 Minus Column 3) (Include Attempts)	5 Total Offenses Cleared by Arrest or Exceptional Means (Include Column 6)	6 Number of Clearances Involving Only Persons Under 18 Years of Age	7 Offenses Where Structures Uninhabited, Abandoned, or not Normally in Use	8 Estimated Value of Property Damage
STRUCTURAL							
A. Single Occupancy Residential: Houses, Townhouses, Duplexes, etc.							
B. Other Residential: Apartments, Tenements, Flats, Hotels, Motels, Inns, Dormitories, Boarding Houses, etc.	1		1				
C. Storage: Barns, Garages, Warehouses, etc.							
D. Industrial/Manufacturing:							
E. Other Commercial: Stores, Restaurants, Offices, etc.							
F. Community/Public: Churches, Jails, Schools, Colleges, Hospitals, etc.							
G. All Other Structure: Out Buildings, Monuments, Buildings Under Constructions, etc.	1		1				
TOTAL STRUCTURAL	2		2				
MOBILE							
H. Motor Vehicles: Automobiles, Trucks, Buses, Motorcycles, etc. UCR Definition							
I. Other Mobile Property: Trailers, Recreational Vehicles, Airplanes, Boats, etc.							
TOTAL MOBILE							
OTHER							
J. TOTAL OTHER Crops, Timber, Fences, Signs, etc.	3		3				
TOTAL OTHER	3		3				
GRAND TOTAL	5		5				

RETURN A - MONTHLY RETURN OF OFFENSES KNOWN TO POLICE

(1) Classification of Offense	(2) Offenses Reported	(3) Unfounded Offenses	(4) Actual Offenses	(5) Offenses Cleared	(6) Juveniles Only
CRIMINAL HOMICIDE					
MURDER/NONNEG MANSLAUGHTER					
MANSLAUGHTER BY NEGLIGENCE					
TOTAL					
RAPE					
RAPE	3		3		
ATTEMPTS TO COMMIT RAPE					
TOTAL	3		3		
ROBBERY					
FIREARM					
KNIFE/CUTTING INSTRUMENT					
OTHER DANGEROUS WEAPON					
STRONG-ARM (HANDS, FISTS)					
TOTAL					
ASSAULT					
FIREARM					
KNIFE OR CUTTING INSTRUMENT	3		3	3	1
OTHER DANGEROUS WEAPON	5		5	4	1
HANDS, FIST, FEET, AGGRAVATED	1		1	1	
OTHER ASSAULTS - SIMPLE	70	3	67	64	5
TOTAL	79	3	76	72	7
BURGLARY					
FORCIBLE ENTRY	5		5	3	
UNLAWFUL ENTRY - NO FORCE	7		7		
ATTEMPTED FORCIBLE ENTRY					
TOTAL	12		12	3	
LARCENY-THEFT					
THEFT (EX MOTOR VEHICLE)	139	6	133	30	2
TOTAL	139	6	133	30	2
MOTOR VEHICLE THEFT					
AUTOS	5	1	4		
TRUCKS AND BUSES					
OTHER VEHICLES					
TOTAL	5	1	4		
GRAND TOTAL	238	10	228	105	9

PROPERTY STOLEN BY CLASSIFICATION

CLASSIFICATION OF OFFENSES	NUMBER ACTUAL OFFENSES	VALUE OF PROPERTY STOLEN
MURDER/NONNEG MANSLAUGHTER		
RAPE	3	
ROBBERY		
HIGHWAY (STREET, ALLEYS, ETC.)		
COMMERCIAL HOUSE		
GAS OR SERVICE STATION		
CONVENIENCE STORE		
RESIDENCE		
BANK		
MISCELLANEOUS		
TOTAL ROBBERY		
BURGLARY		
RESIDENCE (DWELLING)		
NIGHT (6PM-6AM)	2	\$ 1,015
DAY (6AM-6PM)	2	\$ 105,200
UNKNOWN	2	\$ 550
NON-RESIDENCE (STORE ETC.)		
NIGHT (6PM-6AM)	1	\$ 4,424
DAY (6AM-6PM)	5	\$ 1,399
UNKNOWN		
TOTAL BURGLARY	12	\$ 112,588
LARCENY-THEFT		
\$200 AND OVER	61	\$ 59,659
\$50 TO \$200	47	\$ 4,227
UNDER \$50	25	\$ 503
TOTAL	133	\$ 64,389
6X. NATURE OF LARCENIES UNDER ITEM 6		
POCKET-PICKING		
PURSE-SNATCHING		
SHOPLIFTING	22	\$ 2,067
FROM MOTOR VEHICLE	18	\$ 16,459
MOTOR VEHICLE PARTS & ACCESSORIES	3	\$ 3,179
BICYCLES	35	\$ 9,140
FROM BUILDING(EX C&H)	28	\$ 20,995
FROM COIN-OP MACHINES		
ALL OTHER	27	\$ 12,549
TOTAL LARCENY	133	\$ 64,389
MOTOR VEHICLE THEFT	4	\$ 3,700
STOLEN & RECOVERED LOCALLY	5	
STOLEN LOCALLY & RECOVERED OTHER		
TOTAL STOLEN OTHER & RECOVERED LOCAL	5	
STOLEN IN OTHER JURIS & RECOVERED LOCALLY		
TOTAL MOTOR VEHICLE THEFT	4	\$ 3,700
GRAND TOTAL	152	\$ 180,677

PROPERTY BY TYPE AND VALUE

Type of Property (1)	Monetary Value of Property Stolen in Your Jurisdiction	
	STOLEN (2)	RECOVERED (3)
CURRENCY, NOTES, ETC.	\$ 119,285	\$ 2,539
JEWELRY & PRECIOUS METALS	\$ 1,601	
CLOTHING AND FURS	\$ 1,743	\$ 1,010
LOCALLY STOLEN MOTOR VEHICLE	\$ 4,700	\$ 3,500
OFFICE EQUIPMENT	\$ 800	\$ 800
TV, RADIOS, CAMERAS, ETC.	\$ 5,110	\$ 460
FIREARMS	\$ 2,650	\$ 1,200
HOUSEHOLD GOODS	\$ 10	
CONSUMABLE GOODS	\$ 11,476	\$ 39
LIVESTOCK		
MISCELLANEOUS	\$ 33,302	\$ 5,453
GRAND TOTAL	\$ 180,677	\$ 15,001

LAW ENFORCEMENT OFFICERS KILLED OR ASSAULTED

Type of activity	Total assaults by weapon	Type of Weapon				Type of Assignment						Officer assaults cleared	
		Firearm	Knife or other cutting instrument	Other dangerous weapon	Hands, fists, feet, etc.	Two-officer vehicle	One-officer vehicle		Detective or special assign.		Other		
							Alone	Asst	Alone	Ast	Alone		Asst
A	B	C	D	E	F	G	H	I	J	K	L	M	
1. Responding to disturbance calls (family quarrels, person with firearm, etc.)													
2. Burglaries in progress or pursuing burglary suspects													
3. Robberies in progress or pursuing robbery suspects													
4. Attempting other arrests	1				1		1						1
5. Civil disorder (riot, mass disobedience, etc.)													
6. Handling, transporting, custody of prisoners	4				4		3				1		4
7. Investigating suspicious persons or circumstances													
8. Ambush – no warning													
9. Mentally deranged													
10. Traffic pursuits and stops													
11. All other													
12. TOTAL (1-11)	5				5		4				1		5
13. Number with person injury	2				2								
14. Number without personal injury	3				3								

15. Time of assaults	12 AM	2 AM	4 AM	6 AM	8 AM	10 AM	NOON	2 PM	4 PM	6 PM	8 PM	10 PM	UNK
		2		1				2					

AGE, SEX AND RACE OF PERSONS ARRESTED
18 Years of age and over

CLASSIFICATIONS OF OFFENSES	UCR	SEX	AGE													TOT	RACE							
			18	19	20	21	22	23	24	25-29	30-34	35-39	40-44	45-49	50-54		55-59	60-64	65 OV	WHT	BLK	IND	ASN	PAC
MURDER/NONNEG MANSLAUGHTER	01A	M																						
		F																						
MANSLAUGHTER BY NEGLIGENCE	01B	M																						
		F																						
RAPE	02	M																						
		F																						
ROBBERY	03	M																						
		F																						
AGGRAVATED ASSAULT	04	M										1								1				
		F																						
BURGLARY	05	M								2										2				
		F																						
LARCENY	06	M							2	1	3	1							7	4		5	1	
		F							1			1	1						3					
MOTOR VEHICLE THEFT	07	M																						
		F																						
OTHER ASSAULTS	08	M			1	1	3		6	5	6	4	4			2		32	25	2	16			
		F	1						1	2	2		2	1		1	1	11						
ARSON	09	M																						
		F																						
FORGERY	10	M							2									2	2					
		F																						
FRAUD	11	M																						
		F																						
EMBEZZLEMENT	12	M																						
		F																						
STOLEN PROPERTY	13	M																						
		F																						
VANDALISM	14	M					1				1							2	2		1			
		F								1								1						
WEAPONS	15	M																						
		F																						
PROSTITUTION AND COMMERCIALIZED VICE	16	M																						
		F																						
PROSTITUTION	16a	M																						
		F																						

AGE, SEX AND RACE OF PERSONS ARRESTED
18 Years of age and over

CLASSIFICATIONS OF OFFENSES	UCR	SEX	AGE													TOT	RACE												
			18	19	20	21	22	23	24	25-29	30-34	35-39	40-44	45-49	50-54		55-59	60-64	65 OV	WHT	BLK	IND	ASN	PAC					
ASSISTING OR PROMOTING PROSTITUTION	16b	M																											
		F																											
PURCHASING PROSTITUTION	16c	M																											
		F																											
SEX OFFENSES	17	M				1																						1	
		F																											
DRUG/SALE/MAN	180	M																							1				
		F										1													1				
NARCOTICS	180a	M																							1				
		F										1													1				
MARIJUANA	180b	M																											
		F																											
SYNTHETIC NARC	180c	M																											
		F																											
OTHER/NON-NARC	180d	M																											
		F																											
DRUG/POSSESSION	185	M		1	1						2			1					1						6	5	2	4	
		F	1				1				1	2													5				
NARCOTICS	185e	M									1			1											2	2	1	1	
		F									1	1													2				
MARIJUANA	185f	M		1	1														1						3	2		2	
		F	1																						1				
SYNTHETIC NARC	185g	M									1														1	1	1	1	
		F											1												2				
OTHER/NON-NARC	185h	M																											
		F																											
GAMBLING	19	M																											
		F																											
BOOKMAKING	19a	M																											
		F																											
NUMBERS	19b	M																											
		F																											
OTHER GAMBLING	19c	M																											
		F																											
FAMILY/CHILD	20	M																											
		F																											

AGE, SEX AND RACE OF PERSONS ARRESTED
18 Years of age and over

CLASSIFICATIONS OF OFFENSES	UCR	SEX	AGE														TOT	RACE						
			18	19	20	21	22	23	24	25-29	30-34	35-39	40-44	45-49	50-54	55-59		60-64	65 OV	WHT	BLK	IND	ASN	PAC
			DRIVING INFLUENCE	21	M					3	1	1	9	4	4			2	5	6	1	2	38	33
		F				1				4	1		1	1	1				9					
LIQUOR LAWS	22	M	2	2	4				1	2		1	1				1		14	8		8		
		F	1												1				2					
DRUNKENNESS	23	M																						
		F																						
DISORDERLY CONDUCT	24	M								4	1			1	1		1		8	5		6		
		F					1			1			1						3					
VAGRANCY	25	M																						
		F																						
ALL OTHER	26	M	1		7	1			1	13	4	8	2	1	3	2	1		44	41	2	35	1	
		F	1				1		5	19	2	3	1	2		1			35					
SUSPICION	27	M																						
		F																						
HUMAN TRAFFICKING/COMMERCIAL SEX ACTS	30	M																						
		F																						
HUMAN TRAFFICKING/INVOLUNTARY SERVITUDE	31	M																						
		F																						
TOTAL BY SEX		M	3	3	13	3	7	1	3	42	17	22	9	8	9	8	7	2	157	129	7	85	6	
		F	4			1	3		6	29	8	3	6	5	2	2	1		70					
GRAND TOTAL			7	3	13	4	10	1	9	71	25	25	15	13	11	10	8	2	227	129	7	85	6	

AGE, SEX AND RACE OF PERSONS ARRESTED
under 18 Years of age

CLASSIFICATIONS OF OFFENSES	UCR	SEX	AGE							TOT	RACE				
			Under 10	10-12	13-14	15	16	17	WHT		BLK	IND	ASN	PAC	
MURDER/NONNEG MANSLAUGHTER	01A	M													
		F													
MANSLAUGHTER BY NEGLIGENCE	01B	M													
		F													
RAPE	02	M													
		F													
ROBBERY	03	M													
		F													
AGGRAVATED ASSAULT	04	M						1	1	1					
		F													
BURGLARY	05	M													
		F													
LARCENY	06	M			1				1	1					
		F													
MOTOR VEHICLE THEFT	07	M													
		F													
OTHER ASSAULTS	08	M						1	1			1			
		F													
ARSON	09	M													
		F													
FORGERY	10	M													
		F													
FRAUD	11	M													
		F													
EMBEZZLEMENT	12	M													
		F													
STOLEN PROPERTY	13	M													
		F													
VANDALISM	14	M													
		F													
WEAPONS	15	M													
		F													
PROSTITUTION	16	M													
		F													
PROSTITUTION	16a	M													
		F													

AGE, SEX AND RACE OF PERSONS ARRESTED
under 18 Years of age

CLASSIFICATIONS OF OFFENSES	UCR	SEX	AGE						TOT	RACE				
			Under 10	10-12	13-14	15	16	17		WHT	BLK	IND	ASN	PAC
			ASSISTING OR PROMOTING PROSTITUTION	16b	M									
		F												
PURCHASING PROSTITUTION	16c	M												
		F												
SEX OFFENSES	17	M												
		F												
DRUG/SALE/MAN	180	M												
		F												
NARCOTICS	180a	M												
		F												
MARIJUANA	180b	M												
		F												
SYNTHETIC NARC	180c	M												
		F												
OTHER/NON-NARC	180d	M												
		F												
DRUG/POSSESSION	185	M					1	2	3	3		2		
		F			2				2					
NARCOTICS	185e	M												
		F												
MARIJUANA	185f	M								1		1		
		F			2				2					
SYNTHETIC NARC	185g	M					1	2	3	2		1		
		F												
OTHER/NON-NARC	185h	M												
		F												
GAMBLING	19	M												
		F												
BOOKMAKING	19a	M												
		F												
NUMBERS	19b	M												
		F												
OTHER GAMBLING	19c	M												
		F												
FAMILY/CHILD	20	M												
		F												

AGE, SEX AND RACE OF PERSONS ARRESTED
under 18 Years of age

CLASSIFICATIONS OF OFFENSES	UCR	SEX	AGE							TOT	RACE								
			Under 10	10-12	13-14	15	16	17	WHT		BLK	IND	ASN	PAC					
			DRIVING INFLUENCE	21	M														
		F																	
LIQUOR LAWS	22	M				1			1	1									
		F			1				1										
DRUNKENNESS	23	M																	
		F																	
DISORDERLY CONDUCT	24	M																	
		F																	
VAGRANCY	25	M																	
		F																	
ALL OTHER	26	M								1			1						
		F		1			1		2										
SUSPICION	27	M																	
		F																	
CURFEW	28	M						1	1	2									
		F			1				1										
RUN-AWAYS	29	M																	
		F																	
HUMAN TRAFFICKING/COMMERCIAL SEX ACTS	30	M																	
		F																	
HUMAN TRAFFICKING/INVOLUNTARY SERVITUDE	31	M																	
		F																	
TOTAL BY SEX		M			1	1	2	4	8	9			5						
		F		1	4	1			6										
GRAND TOTAL				1	5	2	2	4	14	9			5						

RETURN A - MONTHLY RETURN OF OFFENSES KNOWN TO POLICE

(1) Classification of Offense	(2) Offenses Reported	(3) Unfounded Offenses	(4) Actual Offenses	(5) Offenses Cleared	(6) Juveniles Only
CRIMINAL HOMICIDE					
MURDER/NONNEG MANSLAUGHTER					
MANSLAUGHTER BY NEGLIGENCE					
TOTAL					
RAPE					
RAPE					
ATTEMPTS TO COMMIT RAPE					
TOTAL					
ROBBERY					
FIREARM					
KNIFE/CUTTING INSTRUMENT					
OTHER DANGEROUS WEAPON					
STRONG-ARM (HANDS, FISTS)					
TOTAL					
ASSAULT					
FIREARM	2		2		
KNIFE OR CUTTING INSTRUMENT					
OTHER DANGEROUS WEAPON					
HANDS, FIST, FEET, AGGRAVATED	2		2	1	
OTHER ASSAULTS - SIMPLE	1		1		
TOTAL	5		5	1	
BURGLARY					
FORCIBLE ENTRY					
UNLAWFUL ENTRY - NO FORCE	1		1		
ATTEMPTED FORCIBLE ENTRY					
TOTAL	1		1		
LARCENY-THEFT					
THEFT (EX MOTOR VEHICLE)	11	2	9		
TOTAL	11	2	9		
MOTOR VEHICLE THEFT					
AUTOS	1	1			
TRUCKS AND BUSES					
OTHER VEHICLES					
TOTAL	1	1			
GRAND TOTAL	18	3	15	1	

PROPERTY STOLEN BY CLASSIFICATION

CLASSIFICATION OF OFFENSES	NUMBER ACTUAL OFFENSES	VALUE OF PROPERTY STOLEN
MURDER/NONNEG MANSLAUGHTER		
RAPE		
ROBBERY		
HIGHWAY (STREET, ALLEYS, ETC.)		
COMMERCIAL HOUSE		
GAS OR SERVICE STATION		
CONVENIENCE STORE		
RESIDENCE		
BANK		
MISCELLANEOUS		
TOTAL ROBBERY		
BURGLARY		
RESIDENCE (DWELLING)		
NIGHT (6PM-6AM)		
DAY (6AM-6PM)		
UNKNOWN		
NON-RESIDENCE (STORE ETC.)		
NIGHT (6PM-6AM)		
DAY (6AM-6PM)		
UNKNOWN	1	\$ 400
TOTAL BURGLARY	1	\$ 400
LARCENY-THEFT		
\$200 AND OVER	4	\$ 2,675
\$50 TO \$200	3	\$ 305
UNDER \$50	2	\$ 42
TOTAL	9	\$ 3,022
6X. NATURE OF LARCENIES UNDER ITEM 6		
POCKET-PICKING		
PURSE-SNATCHING		
SHOPLIFTING	2	\$ 125
FROM MOTOR VEHICLE	4	\$ 745
MOTOR VEHICLE PARTS & ACCESSORIES		
BICYCLES		
FROM BUILDING(EX C&H)		
FROM COIN-OP MACHINES		
ALL OTHER	3	\$ 2,152
TOTAL LARCENY	9	\$ 3,022
MOTOR VEHICLE THEFT		
STOLEN & RECOVERED LOCALLY		
STOLEN LOCALLY & RECOVERED OTHER		
TOTAL STOLEN OTHER & RECOVERED LOCAL		
STOLEN IN OTHER JURIS & RECOVERED LOCALLY		
TOTAL MOTOR VEHICLE THEFT		
GRAND TOTAL	10	\$ 3,422

PROPERTY BY TYPE AND VALUE

Type of Property (1)	Monetary Value of Property Stolen in Your Jurisdiction	
	STOLEN (2)	RECOVERED (3)
CURRENCY, NOTES, ETC.		
JEWELRY & PRECIOUS METALS	\$ 65	
CLOTHING AND FURS	\$ 60	
LOCALLY STOLEN MOTOR VEHICLE		
OFFICE EQUIPMENT		
TV, RADIOS, CAMERAS, ETC.	\$ 35	
FIREARMS		
HOUSEHOLD GOODS	\$ 1,641	
CONSUMABLE GOODS	\$ 7	\$ 7
LIVESTOCK		
MISCELLANEOUS	\$ 1,614	
GRAND TOTAL	\$ 3,422	\$ 7

LAW ENFORCEMENT OFFICERS KILLED OR ASSAULTED

Type of activity	Total assaults by weapon	Type of Weapon				Type of Assignment						Officer assaults cleared	
		Firearm	Knife or other cutting instrument	Other dangerous weapon	Hands, fists, feet, etc.	Two-officer vehicle	One-officer vehicle		Detective or special assign.		Other		
							Alone	Asst	Alone	Ast	Alone		Asst
A	B	C	D	E	F	G	H	I	J	K	L	M	
1. Responding to disturbance calls (family quarrels, person with firearm, etc.)	2	2				2							
2. Burglaries in progress or pursuing burglary suspects													
3. Robberies in progress or pursuing robbery suspects													
4. Attempting other arrests	1				1		1						
5. Civil disorder (riot, mass disobedience, etc.)													
6. Handling, transporting, custody of prisoners													
7. Investigating suspicious persons or circumstances													
8. Ambush – no warning													
9. Mentally deranged													
10. Traffic pursuits and stops													
11. All other													
12. TOTAL (1-11)	3	2			1	2	1						
13. Number with person injury	1				1								
14. Number without personal injury	2	2											

15. Time of assaults	12 AM	2 AM	4 AM	6 AM	8 AM	10 AM	NOON	2 PM	4 PM	6 PM	8 PM	10 PM	UNK
	2									1			

AGE, SEX AND RACE OF PERSONS ARRESTED
18 Years of age and over

CLASSIFICATIONS OF OFFENSES	UCR	SEX	AGE													TOT	RACE							
			18	19	20	21	22	23	24	25-29	30-34	35-39	40-44	45-49	50-54		55-59	60-64	65 OV	WHT	BLK	IND	ASN	PAC
MURDER/NONNEG MANSLAUGHTER	01A	M																						
		F																						
MANSLAUGHTER BY NEGLIGENCE	01B	M																						
		F																						
RAPE	02	M																						
		F																						
ROBBERY	03	M																						
		F																						
AGGRAVATED ASSAULT	04	M													1					1		1		
		F														1				1				
BURGLARY	05	M																						
		F																						
LARCENY	06	M																						
		F																						
MOTOR VEHICLE THEFT	07	M																						
		F																						
OTHER ASSAULTS	08	M													1					1				
		F																						
ARSON	09	M																						
		F																						
FORGERY	10	M																						
		F																						
FRAUD	11	M																						
		F																						
EMBEZZLEMENT	12	M																						
		F																						
STOLEN PROPERTY	13	M																						
		F																						
VANDALISM	14	M																						
		F																						
WEAPONS	15	M																						
		F																						
PROSTITUTION AND COMMERCIALIZED VICE	16	M																						
		F																						
PROSTITUTION	16a	M																						
		F																						

AGE, SEX AND RACE OF PERSONS ARRESTED
18 Years of age and over

CLASSIFICATIONS OF OFFENSES	UCR	SEX	AGE													TOT	RACE								
			18	19	20	21	22	23	24	25-29	30-34	35-39	40-44	45-49	50-54		55-59	60-64	65 OV	WHT	BLK	IND	ASN	PAC	
ASSISTING OR PROMOTING PROSTITUTION	16b	M																							
		F																							
PURCHASING PROSTITUTION	16c	M																							
		F																							
SEX OFFENSES	17	M																							
		F																							
DRUG/SALE/MAN	180	M																							
		F																							
NARCOTICS	180a	M																							
		F																							
MARIJUANA	180b	M																							
		F																							
SYNTHETIC NARC	180c	M																							
		F																							
OTHER/NON-NARC	180d	M																							
		F																							
DRUG/POSSESSION	185	M																							
		F																							
NARCOTICS	185e	M																							
		F																							
MARIJUANA	185f	M																							
		F																							
SYNTHETIC NARC	185g	M																							
		F																							
OTHER/NON-NARC	185h	M																							
		F																							
GAMBLING	19	M																							
		F																							
BOOKMAKING	19a	M																							
		F																							
NUMBERS	19b	M																							
		F																							
OTHER GAMBLING	19c	M																							
		F																							
FAMILY/CHILD	20	M																							
		F																							

AGE, SEX AND RACE OF PERSONS ARRESTED
18 Years of age and over

CLASSIFICATIONS OF OFFENSES	UCR	SEX	AGE														TOT	RACE								
			18	19	20	21	22	23	24	25-29	30-34	35-39	40-44	45-49	50-54	55-59		60-64	65 OV	WHT	BLK	IND	ASN	PAC		
DRIVING INFLUENCE	21	M									2	1	1					1			5	4	1		1	
		F					1															1				
LIQUOR LAWS	22	M					1				2			1							4	6				
		F												1	1						2					
DRUNKENNESS	23	M																								
		F																								
DISORDERLY CONDUCT	24	M																								
		F																								
VAGRANCY	25	M																								
		F																								
ALL OTHER	26	M																								
		F																								
SUSPICION	27	M																								
		F																								
HUMAN TRAFFICKING/COMMERCIAL SEX ACTS	30	M																								
		F																								
HUMAN TRAFFICKING/INVOLUNTARY SERVITUDE	31	M																								
		F																								
TOTAL BY SEX		M					1				4	1	1	3				1			11	12	1	1	1	
		F					1									1	2				4					
GRAND TOTAL							2				4	1	1	3	1	2	1			15	12	1	1	1		

RETURN A - MONTHLY RETURN OF OFFENSES KNOWN TO POLICE

(1) Classification of Offense	(2) Offenses Reported	(3) Unfounded Offenses	(4) Actual Offenses	(5) Offenses Cleared	(6) Juveniles Only
CRIMINAL HOMICIDE					
MURDER/NONNEG MANSLAUGHTER					
MANSLAUGHTER BY NEGLIGENCE					
TOTAL					
RAPE					
RAPE	5	1	4		
ATTEMPTS TO COMMIT RAPE					
TOTAL	5	1	4		
ROBBERY					
FIREARM	2	1	1		
KNIFE/CUTTING INSTRUMENT	1	1			
OTHER DANGEROUS WEAPON					
STRONG-ARM (HANDS, FISTS)	4		4	4	
TOTAL	7	2	5	4	
ASSAULT					
FIREARM	3		3	1	
KNIFE OR CUTTING INSTRUMENT	2		2	2	
OTHER DANGEROUS WEAPON	9	4	5	4	
HANDS, FIST, FEET, AGGRAVATED	16	1	15	14	1
OTHER ASSAULTS - SIMPLE	42	5	37	24	3
TOTAL	72	10	62	45	4
BURGLARY					
FORCIBLE ENTRY	8		8	3	
UNLAWFUL ENTRY - NO FORCE	7	1	6	2	2
ATTEMPTED FORCIBLE ENTRY	1	1			
TOTAL	16	2	14	5	2
LARCENY-THEFT					
THEFT (EX MOTOR VEHICLE)	223	11	212	67	3
TOTAL	223	11	212	67	3
MOTOR VEHICLE THEFT					
AUTOS	13	5	8	6	
TRUCKS AND BUSES					
OTHER VEHICLES	1		1		
TOTAL	14	5	9	6	
GRAND TOTAL	337	31	306	127	9

PROPERTY STOLEN BY CLASSIFICATION

CLASSIFICATION OF OFFENSES	NUMBER ACTUAL OFFENSES	VALUE OF PROPERTY STOLEN
MURDER/NONNEG MANSLAUGHTER		
RAPE	4	
ROBBERY		
HIGHWAY (STREET, ALLEYS, ETC.)		
COMMERCIAL HOUSE		
GAS OR SERVICE STATION	1	\$ 231
CONVENIENCE STORE		
RESIDENCE		
BANK		
MISCELLANEOUS	4	\$ 382
TOTAL ROBBERY	5	\$ 613
BURGLARY		
RESIDENCE (DWELLING)		
NIGHT (6PM-6AM)	3	\$ 75,935
DAY (6AM-6PM)	1	
UNKNOWN	3	\$ 1,510
NON-RESIDENCE (STORE ETC.)		
NIGHT (6PM-6AM)	7	\$ 3,570
DAY (6AM-6PM)		
UNKNOWN		
TOTAL BURGLARY	14	\$ 81,015
LARCENY-THEFT		
\$200 AND OVER	113	\$ 99,756
\$50 TO \$200	55	\$ 6,397
UNDER \$50	44	\$ 896
TOTAL	212	\$ 107,049
6X. NATURE OF LARCENIES UNDER ITEM 6		
POCKET-PICKING		
PURSE-SNATCHING		
SHOPLIFTING	74	\$ 16,472
FROM MOTOR VEHICLE	43	\$ 24,210
MOTOR VEHICLE PARTS & ACCESSORIES	4	\$ 4,395
BICYCLES	13	\$ 4,350
FROM BUILDING(EX C&H)	44	\$ 42,001
FROM COIN-OP MACHINES	2	\$ 225
ALL OTHER	32	\$ 15,396
TOTAL LARCENY	212	\$ 107,049
MOTOR VEHICLE THEFT	9	\$ 43,770
STOLEN & RECOVERED LOCALLY	5	\$ 17,000
STOLEN LOCALLY & RECOVERED OTHER	2	
TOTAL STOLEN OTHER & RECOVERED LOCAL	7	\$ 17,000
STOLEN IN OTHER JURIS & RECOVERED LOCALLY		
TOTAL MOTOR VEHICLE THEFT	9	\$ 43,770
GRAND TOTAL	244	\$ 232,447

PROPERTY BY TYPE AND VALUE

Type of Property (1)	Monetary Value of Property Stolen in Your Jurisdiction	
	STOLEN (2)	RECOVERED (3)
CURRENCY, NOTES, ETC.	\$ 6,662	\$ 565
JEWELRY & PRECIOUS METALS	\$ 5,720	
CLOTHING AND FURS	\$ 4,980	\$ 1,902
LOCALLY STOLEN MOTOR VEHICLE	\$ 43,320	\$ 40,486
OFFICE EQUIPMENT	\$ 2,430	\$ 800
TV, RADIOS, CAMERAS, ETC.	\$ 240	\$ 150
FIREARMS	\$ 4,058	\$ 450
HOUSEHOLD GOODS	\$ 280	
CONSUMABLE GOODS	\$ 9,173	\$ 4,294
LIVESTOCK		
MISCELLANEOUS	\$ 155,584	\$ 89,299
GRAND TOTAL	\$ 232,447	\$ 137,946

LAW ENFORCEMENT OFFICERS KILLED OR ASSAULTED

Type of activity	Total assaults by weapon	Type of Weapon				Type of Assignment						Officer assaults cleared	
		Firearm	Knife or other cutting instrument	Other dangerous weapon	Hands, fists, feet, etc.	Two-officer vehicle	One-officer vehicle		Detective or special assign.		Other		
							Alone	Asst	Alone	Ast	Alone		Asst
A	B	C	D	E	F	G	H	I	J	K	L	M	
1. Responding to disturbance calls (family quarrels, person with firearm, etc.)													
2. Burglaries in progress or pursuing burglary suspects													
3. Robberies in progress or pursuing robbery suspects													
4. Attempting other arrests													
5. Civil disorder (riot, mass disobedience, etc.)	2				2							2	
6. Handling, transporting, custody of prisoners	3				3	2	1						3
7. Investigating suspicious persons or circumstances													
8. Ambush – no warning													
9. Mentally deranged													
10. Traffic pursuits and stops													
11. All other													
12. TOTAL (1-11)	5				5	2	1					2	3
13. Number with person injury													
14. Number without personal injury	5				5								

15. Time of assaults	12 AM	2 AM	4 AM	6 AM	8 AM	10 AM	NOON	2 PM	4 PM	6 PM	8 PM	10 PM	UNK
	2										3		

AGE, SEX AND RACE OF PERSONS ARRESTED
18 Years of age and over

CLASSIFICATIONS OF OFFENSES	UCR	SEX	AGE													TOT	RACE							
			18	19	20	21	22	23	24	25-29	30-34	35-39	40-44	45-49	50-54		55-59	60-64	65 OV	WHT	BLK	IND	ASN	PAC
MURDER/NONNEG MANSLAUGHTER	01A	M																						
		F																						
MANSLAUGHTER BY NEGLIGENCE	01B	M																						
		F																						
RAPE	02	M																						
		F																						
ROBBERY	03	M									2										2	3		
		F										1									1			
AGGRAVATED ASSAULT	04	M				1			1	3	8	2									15	16		
		F					1			2	1		1				2				7	1		
BURGLARY	05	M				1				2											3	3		
		F																						
LARCENY	06	M	1	4		2	2	1	4	9	3	4	2	1			1				34	63		
		F	2	3				2	1	12	4	1		1	6				1		33			
MOTOR VEHICLE THEFT	07	M				1			1		2	2									6	7		
		F					1														1			
OTHER ASSAULTS	08	M		1	2				1	3	3	2	3	1	2	1					19	10		
		F													1						1			
ARSON	09	M																						
		F																						
FORGERY	10	M			1																1	1		
		F																						
FRAUD	11	M			1											1					2	3		
		F								1					1						2			
EMBEZZLEMENT	12	M			1		2			1											4	3		
		F									1										1	1		
STOLEN PROPERTY	13	M																						
		F																						
VANDALISM	14	M																						
		F																						
WEAPONS	15	M															1				1	1		
		F																						
PROSTITUTION	16	M																						
		F																						
PROSTITUTION	16a	M																						
		F																						

AGE, SEX AND RACE OF PERSONS ARRESTED
18 Years of age and over

CLASSIFICATIONS OF OFFENSES	UCR	SEX	AGE														TOT	RACE							
			18	19	20	21	22	23	24	25-29	30-34	35-39	40-44	45-49	50-54	55-59		60-64	65 OV	WHT	BLK	IND	ASN	PAC	
ASSISTING OR PROMOTING PROSTITUTION	16b	M																							
		F																							
PURCHASING PROSTITUTION	16c	M																							
		F																							
SEX OFFENSES	17	M											1						1	2	1		1		
		F																							
DRUG/SALE/MAN	180	M		1							3	1	4							9	12				
		F					1		1			1								3					
NARCOTICS	180a	M									2	1	3						6	9					
		F					1		1			1							3						
MARIJUANA	180b	M		1							1								2	2					
		F																							
SYNTHETIC NARC	180c	M											1						1	1					
		F																							
OTHER/NON-NARC	180d	M																							
		F																							
DRUG/POSSESSION	185	M		1				1				4	1	1	1			1	10	14			1	1	
		F		1				1		1	2				1				6						
NARCOTICS	185e	M		1								2	1						4	6			1		
		F					1			1				1					3						
MARIJUANA	185f	M												1				1	2	3			1		
		F		1					1										2						
SYNTHETIC NARC	185g	M						1				2				1			4	5					
		F								1									1						
OTHER/NON-NARC	185h	M																							
		F																							
GAMBLING	19	M																							
		F																							
BOOKMAKING	19a	M																							
		F																							
NUMBERS	19b	M																							
		F																							
OTHER GAMBLING	19c	M																							
		F																							
FAMILY/CHILD	20	M									1			1				1	3	4					
		F												1					1						

AGE, SEX AND RACE OF PERSONS ARRESTED
18 Years of age and over

CLASSIFICATIONS OF OFFENSES	UCR	SEX	AGE														TOT	RACE						
			18	19	20	21	22	23	24	25-29	30-34	35-39	40-44	45-49	50-54	55-59		60-64	65 OV	WHT	BLK	IND	ASN	PAC
DRIVING INFLUENCE	21	M	1		1		1	1	2	6	2	3	2	4	5	4	2	2	36	42	1	8		
		F				2			1	1	1	2	1	3	3	1			15					
LIQUOR LAWS	22	M	4	1	1	2		1		1	1							11	8	1	5			
		F	1		1					1									3					
DRUNKENNESS	23	M								2	3	1	1		3	5		15	10	1	6			
		F							1								1		2					
DISORDERLY CONDUCT	24	M					1					3						4	4		3			
		F									2	1							3					
VAGRANCY	25	M																						
		F																						
ALL OTHER	26	M	5	1	4	3		1	4	11	15	5	7		7	2	4	1	70	76	3	28		
		F		2			3	2	3	8	6	4	2	2	4	1				37				
SUSPICION	27	M																						
		F																						
HUMAN TRAFFICKING/COMMERCIAL SEX ACTS	30	M																						
		F																						
HUMAN TRAFFICKING/INVOLUNTARY SERVITUDE	31	M																						
		F																						
TOTAL BY SEX		M	11	9	11	10	6	5	13	42	44	27	18	7	17	14	9	4	247	279	10	73	1	
		F	3	6	1	2	7	4	8	27	16	9	6	6	15	2	3	1	116					
GRAND TOTAL			14	15	12	12	13	9	21	69	60	36	24	13	32	16	12	5	363	279	10	73	1	

AGE, SEX AND RACE OF PERSONS ARRESTED
under 18 Years of age

CLASSIFICATIONS OF OFFENSES	UCR	SEX	AGE						TOT	RACE					
			Under 10	10-12	13-14	15	16	17		WHT	BLK	IND	ASN	PAC	
MURDER/NONNEG MANSLAUGHTER	01A	M													
		F													
MANSLAUGHTER BY NEGLIGENCE	01B	M													
		F													
RAPE	02	M													
		F													
ROBBERY	03	M													
		F													
AGGRAVATED ASSAULT	04	M			1				1	1					
		F													
BURGLARY	05	M			2				2	2					
		F													
LARCENY	06	M			1		2		3	4		1			
		F					1	1	2						
MOTOR VEHICLE THEFT	07	M													
		F													
OTHER ASSAULTS	08	M				1	1	1	3	3					
		F													
ARSON	09	M		2					2			2			
		F													
FORGERY	10	M													
		F													
FRAUD	11	M													
		F													
EMBEZZLEMENT	12	M													
		F													
STOLEN PROPERTY	13	M													
		F													
VANDALISM	14	M													
		F													
WEAPONS	15	M													
		F													
PROSTITUTION	16	M													
		F													
PROSTITUTION	16a	M													
		F													

AGE, SEX AND RACE OF PERSONS ARRESTED
under 18 Years of age

CLASSIFICATIONS OF OFFENSES	UCR	SEX	AGE						TOT	RACE				
			Under 10	10-12	13-14	15	16	17		WHT	BLK	IND	ASN	PAC
ASSISTING OR PROMOTING PROSTITUTION	16b	M												
		F												
PURCHASING PROSTITUTION	16c	M												
		F												
SEX OFFENSES	17	M												
		F												
DRUG/SALE/MAN	180	M												
		F												
NARCOTICS	180a	M												
		F												
MARIJUANA	180b	M												
		F												
SYNTHETIC NARC	180c	M												
		F												
OTHER/NON-NARC	180d	M												
		F												
DRUG/POSSESSION	185	M				3			3	5		1		
		F			1	1	1		3					
NARCOTICS	185e	M												
		F												
MARIJUANA	185f	M				3			3	5		1		
		F			1	1	1		3					
SYNTHETIC NARC	185g	M												
		F												
OTHER/NON-NARC	185h	M												
		F												
GAMBLING	19	M												
		F												
BOOKMAKING	19a	M												
		F												
NUMBERS	19b	M												
		F												
OTHER GAMBLING	19c	M												
		F												
FAMILY/CHILD	20	M												
		F												

AGE, SEX AND RACE OF PERSONS ARRESTED
under 18 Years of age

CLASSIFICATIONS OF OFFENSES	UCR	SEX	AGE							TOT	RACE				
			Under 10	10-12	13-14	15	16	17	WHT		BLK	IND	ASN	PAC	
			DRIVING INFLUENCE	21	M							1	1		
		F													
LIQUOR LAWS	22	M				1		1	2	2				1	
		F						1	1						
DRUNKENNESS	23	M													
		F													
DISORDERLY CONDUCT	24	M													
		F													
VAGRANCY	25	M													
		F													
ALL OTHER	26	M				2	1		3	2				1	
		F													
SUSPICION	27	M													
		F													
CURFEW	28	M													
		F													
RUN-AWAYS	29	M													
		F													
HUMAN TRAFFICKING/COMMERCIAL SEX ACTS	30	M													
		F													
HUMAN TRAFFICKING/INVOLUNTARY SERVITUDE	31	M													
		F													
TOTAL BY SEX		M		2	4	7	4	3	20	19		5	2		
		F			1	1	2	2	6						
GRAND TOTAL				2	5	8	6	5	26	19		5	2		

MONTHLY RETURN OF ARSON OFFENSES KNOWN TO LAW ENFORCEMENT

1 PROPERTY CLASSIFICATION	2 Offenses Reported or Known to Police (Include Unfounded and attempts)	3 Unfounded, i.e. False or Baseless Complaints	4 Number of Actual Offenses (Column 2 Minus Column 3) (Include Attempts)	5 Total Offenses Cleared by Arrest or Exceptional Means (Include Column 6)	6 Number of Clearances Involving Only Persons Under 18 Years of Age	7 Offenses Where Structures Uninhabited, Abandoned, or not Normally in Use	8 Estimated Value of Property Damage
STRUCTURAL							
A. Single Occupancy Residential: Houses, Townhouses, Duplexes, etc.							
B. Other Residential: Apartments, Tenements, Flats, Hotels, Motels, Inns, Dormitories, Boarding Houses, etc.							
C. Storage: Barns, Garages, Warehouses, etc.							
D. Industrial/Manufacturing:							
E. Other Commercial: Stores, Restaurants, Offices, etc.							
F. Community/Public: Churches, Jails, Schools, Colleges, Hospitals, etc.							
G. All Other Structure: Out Buildings, Monuments, Buildings Under Constructions, etc.							
TOTAL STRUCTURAL							
MOBILE							
H. Motor Vehicles: Automobiles, Trucks, Buses, Motorcycles, etc. UCR Definition							
I. Other Mobile Property: Trailers, Recreational Vehicles, Airplanes, Boats, etc.							
TOTAL MOBILE							
OTHER							
J. TOTAL OTHER Crops, Timber, Fences, Signs, etc.	2		2	2	2		
TOTAL OTHER	2		2	2	2		
GRAND TOTAL	2		2	2	2		

RETURN A - MONTHLY RETURN OF OFFENSES KNOWN TO POLICE

(1) Classification of Offense	(2) Offenses Reported	(3) Unfounded Offenses	(4) Actual Offenses	(5) Offenses Cleared	(6) Juveniles Only
CRIMINAL HOMICIDE					
MURDER/NONNEG MANSLAUGHTER					
MANSLAUGHTER BY NEGLIGENCE					
TOTAL					
RAPE					
RAPE					
ATTEMPTS TO COMMIT RAPE					
TOTAL					
ROBBERY					
FIREARM					
KNIFE/CUTTING INSTRUMENT					
OTHER DANGEROUS WEAPON					
STRONG-ARM (HANDS, FISTS)					
TOTAL					
ASSAULT					
FIREARM					
KNIFE OR CUTTING INSTRUMENT					
OTHER DANGEROUS WEAPON	2		2		
HANDS, FIST, FEET, AGGRAVATED	2		2		
OTHER ASSAULTS - SIMPLE	8		8		
TOTAL	12		12		
BURGLARY					
FORCIBLE ENTRY	5		5		
UNLAWFUL ENTRY - NO FORCE	2		2		
ATTEMPTED FORCIBLE ENTRY					
TOTAL	7		7		
LARCENY-THEFT					
THEFT (EX MOTOR VEHICLE)	120		120		
TOTAL	120		120		
MOTOR VEHICLE THEFT					
AUTOS	12		12		
TRUCKS AND BUSES					
OTHER VEHICLES					
TOTAL	12		12		
GRAND TOTAL	151		151		

PROPERTY STOLEN BY CLASSIFICATION

CLASSIFICATION OF OFFENSES	NUMBER ACTUAL OFFENSES	VALUE OF PROPERTY STOLEN
MURDER/NONNEG MANSLAUGHTER		
RAPE		
ROBBERY		
HIGHWAY (STREET, ALLEYS, ETC.)		
COMMERCIAL HOUSE		
GAS OR SERVICE STATION		
CONVENIENCE STORE		
RESIDENCE		
BANK		
MISCELLANEOUS		
TOTAL ROBBERY		
BURGLARY		
RESIDENCE (DWELLING)		
NIGHT (6PM-6AM)	1	\$ 360
DAY (6AM-6PM)	1	\$ 300
UNKNOWN		
NON-RESIDENCE (STORE ETC.)		
NIGHT (6PM-6AM)	1	
DAY (6AM-6PM)	4	\$ 22,077
UNKNOWN		
TOTAL BURGLARY	7	\$ 22,737
LARCENY-THEFT		
\$200 AND OVER	61	\$ 49,408
\$50 TO \$200	38	\$ 4,224
UNDER \$50	21	\$ 210
TOTAL	120	\$ 53,842
6X. NATURE OF LARCENIES UNDER ITEM 6		
POCKET-PICKING		
PURSE-SNATCHING		
SHOPLIFTING	2	\$ 1,054
FROM MOTOR VEHICLE	19	\$ 4,771
MOTOR VEHICLE PARTS & ACCESSORIES	5	\$ 999
BICYCLES	32	\$ 12,759
FROM BUILDING(EX C&H)	54	\$ 33,212
FROM COIN-OP MACHINES		
ALL OTHER	8	\$ 1,047
TOTAL LARCENY	120	\$ 53,842
MOTOR VEHICLE THEFT	12	\$ 43,900
STOLEN & RECOVERED LOCALLY		
STOLEN LOCALLY & RECOVERED OTHER		
TOTAL STOLEN OTHER & RECOVERED LOCAL		
STOLEN IN OTHER JURIS & RECOVERED LOCALLY		
TOTAL MOTOR VEHICLE THEFT	12	\$ 43,900
GRAND TOTAL	139	\$ 120,479

PROPERTY BY TYPE AND VALUE

Type of Property (1)	Monetary Value of Property Stolen in Your Jurisdiction	
	STOLEN (2)	RECOVERED (3)
CURRENCY, NOTES, ETC.	\$ 5,100	\$ 3,202
JEWELRY & PRECIOUS METALS		
CLOTHING AND FURS	\$ 705	
LOCALLY STOLEN MOTOR VEHICLE	\$ 43,900	\$ 31,500
OFFICE EQUIPMENT	\$ 20,165	\$ 301
TV, RADIOS, CAMERAS, ETC.	\$ 9,179	\$ 60
FIREARMS		
HOUSEHOLD GOODS		
CONSUMABLE GOODS	\$ 126	
LIVESTOCK		
MISCELLANEOUS	\$ 41,304	\$ 18,655
GRAND TOTAL	\$ 120,479	\$ 53,718

LAW ENFORCEMENT OFFICERS KILLED OR ASSAULTED

Type of activity	Total assaults by weapon	Type of Weapon				Type of Assignment						Officer assaults cleared	
		Firearm	Knife or other cutting instrument	Other dangerous weapon	Hands, fists, feet, etc.	Two-officer vehicle	One-officer vehicle		Detective or special assign.		Other		
							Alone	Asst	Alone	Ast	Alone		Asst
A	B	C	D	E	F	G	H	I	J	K	L	M	
1. Responding to disturbance calls (family quarrels, person with firearm, etc.)													
2. Burglaries in progress or pursuing burglary suspects													
3. Robberies in progress or pursuing robbery suspects													
4. Attempting other arrests	1				1		1						1
5. Civil disorder (riot, mass disobedience, etc.)													
6. Handling, transporting, custody of prisoners													
7. Investigating suspicious persons or circumstances													
8. Ambush – no warning													
9. Mentally deranged													
10. Traffic pursuits and stops													
11. All other													
12. TOTAL (1-11)	1				1		1						1
13. Number with person injury	1				1								
14. Number without personal injury													

15. Time of assaults	12 AM	2 AM	4 AM	6 AM	8 AM	10 AM	NOON	2 PM	4 PM	6 PM	8 PM	10 PM	UNK
									1				

AGE, SEX AND RACE OF PERSONS ARRESTED
18 Years of age and over

CLASSIFICATIONS OF OFFENSES	UCR	SEX	AGE													TOT	RACE							
			18	19	20	21	22	23	24	25-29	30-34	35-39	40-44	45-49	50-54		55-59	60-64	65 OV	WHT	BLK	IND	ASN	PAC
MURDER/NONNEG MANSLAUGHTER	01A	M																						
		F																						
MANSLAUGHTER BY NEGLIGENCE	01B	M																						
		F																						
RAPE	02	M																						
		F																						
ROBBERY	03	M																						
		F																						
AGGRAVATED ASSAULT	04	M										1								1				
		F																						
BURGLARY	05	M																						
		F																						
LARCENY	06	M				1	1		1	1	2	1		1		2				10	4	1	4	1
		F																						
MOTOR VEHICLE THEFT	07	M						1					1							2	1		1	
		F																						
OTHER ASSAULTS	08	M														1				1	1			
		F																						
ARSON	09	M																						
		F																						
FORGERY	10	M																						
		F																						
FRAUD	11	M																						
		F																						
EMBEZZLEMENT	12	M																						
		F																						
STOLEN PROPERTY	13	M																						
		F																						
VANDALISM	14	M									2					1				3	3			
		F																						
WEAPONS	15	M																						
		F																						
PROSTITUTION	16	M																						
		F																						
PROSTITUTION	16a	M																						
		F																						

AGE, SEX AND RACE OF PERSONS ARRESTED
18 Years of age and over

CLASSIFICATIONS OF OFFENSES	UCR	SEX	AGE														TOT	RACE						
			18	19	20	21	22	23	24	25-29	30-34	35-39	40-44	45-49	50-54	55-59		60-64	65 OV	WHT	BLK	IND	ASN	PAC
ASSISTING OR PROMOTING PROSTITUTION	16b	M																						
		F																						
PURCHASING PROSTITUTION	16c	M																						
		F																						
SEX OFFENSES	17	M																						
		F																						
DRUG/SALE/MAN	180	M																						
		F																						
NARCOTICS	180a	M																						
		F																						
MARIJUANA	180b	M																						
		F																						
SYNTHETIC NARC	180c	M																						
		F																						
OTHER/NON-NARC	180d	M																						
		F																						
DRUG/POSSESSION	185	M																						
		F																						
NARCOTICS	185e	M																						
		F																						
MARIJUANA	185f	M																						
		F																						
SYNTHETIC NARC	185g	M																						
		F																						
OTHER/NON-NARC	185h	M																						
		F																						
GAMBLING	19	M																						
		F																						
BOOKMAKING	19a	M																						
		F																						
NUMBERS	19b	M																						
		F																						
OTHER GAMBLING	19c	M																						
		F																						
FAMILY/CHILD	20	M																						
		F																						

AGE, SEX AND RACE OF PERSONS ARRESTED
18 Years of age and over

CLASSIFICATIONS OF OFFENSES	UCR	SEX	AGE													TOT	RACE							
			18	19	20	21	22	23	24	25-29	30-34	35-39	40-44	45-49	50-54		55-59	60-64	65 OV	WHT	BLK	IND	ASN	PAC
			DRIVING INFLUENCE	21	M							1							1				2	1
		F																						
LIQUOR LAWS	22	M	1	1															2			4		
		F		2															2					
DRUNKENNESS	23	M																						
		F																						
DISORDERLY CONDUCT	24	M								1	1		1						3	3				
		F																						
VAGRANCY	25	M																						
		F																						
ALL OTHER	26	M	1			1		1	3	3	6	2	3	4		2			26	16	3	14	1	
		F		1			1		1	2		1	1			1			8					
SUSPICION	27	M																						
		F																						
HUMAN TRAFFICKING/COMMERCIAL SEX ACTS	30	M																						
		F																						
HUMAN TRAFFICKING/INVOLUNTARY SERVITUDE	31	M																						
		F																						
TOTAL BY SEX		M	2	1		2	1	2	5	7	10	4	4	5	3	4			50	29	4	25	2	
		F		3			1		1	2		1	1			1			10					
GRAND TOTAL			2	4		2	2	2	6	9	10	5	5	5	3	5			60	29	4	25	2	

AGE, SEX AND RACE OF PERSONS ARRESTED
under 18 Years of age

CLASSIFICATIONS OF OFFENSES	UCR	SEX	AGE						TOT	RACE				
			Under 10	10-12	13-14	15	16	17		WHT	BLK	IND	ASN	PAC
MURDER/NONNEG MANSLAUGHTER	01A	M												
		F												
MANSLAUGHTER BY NEGLIGENCE	01B	M												
		F												
RAPE	02	M												
		F												
ROBBERY	03	M												
		F												
AGGRAVATED ASSAULT	04	M												
		F												
BURGLARY	05	M												
		F												
LARCENY	06	M												
		F												
MOTOR VEHICLE THEFT	07	M						1	1	1				
		F												
OTHER ASSAULTS	08	M												
		F												
ARSON	09	M												
		F												
FORGERY	10	M												
		F												
FRAUD	11	M												
		F												
EMBEZZLEMENT	12	M												
		F												
STOLEN PROPERTY	13	M												
		F												
VANDALISM	14	M												
		F												
WEAPONS	15	M												
		F												
PROSTITUTION	16	M												
		F												
PROSTITUTION	16a	M												
		F												

AGE, SEX AND RACE OF PERSONS ARRESTED
under 18 Years of age

CLASSIFICATIONS OF OFFENSES	UCR	SEX	AGE						TOT	RACE				
			Under 10	10-12	13-14	15	16	17		WHT	BLK	IND	ASN	PAC
ASSISTING OR PROMOTING PROSTITUTION	16b	M												
		F												
PURCHASING PROSTITUTION	16c	M												
		F												
SEX OFFENSES	17	M												
		F												
DRUG/SALE/MAN	180	M												
		F												
NARCOTICS	180a	M												
		F												
MARIJUANA	180b	M												
		F												
SYNTHETIC NARC	180c	M												
		F												
OTHER/NON-NARC	180d	M												
		F												
DRUG/POSSESSION	185	M												
		F												
NARCOTICS	185e	M												
		F												
MARIJUANA	185f	M												
		F												
SYNTHETIC NARC	185g	M												
		F												
OTHER/NON-NARC	185h	M												
		F												
GAMBLING	19	M												
		F												
BOOKMAKING	19a	M												
		F												
NUMBERS	19b	M												
		F												
OTHER GAMBLING	19c	M												
		F												
FAMILY/CHILD	20	M												
		F												

AGE, SEX AND RACE OF PERSONS ARRESTED
under 18 Years of age

CLASSIFICATIONS OF OFFENSES	UCR	SEX	AGE						TOT	RACE									
			Under 10	10-12	13-14	15	16	17		WHT	BLK	IND	ASN	PAC					
			DRIVING INFLUENCE	21	M														
		F																	
LIQUOR LAWS	22	M																	1
		F							1	1									
DRUNKENNESS	23	M																	
		F																	
DISORDERLY CONDUCT	24	M																	
		F																	
VAGRANCY	25	M																	
		F																	
ALL OTHER	26	M																	
		F																	
SUSPICION	27	M																	
		F																	
CURFEW	28	M																	
		F																	
RUN-AWAYS	29	M																	
		F																	
HUMAN TRAFFICKING/COMMERCIAL SEX ACTS	30	M																	
		F																	
HUMAN TRAFFICKING/INVOLUNTARY SERVITUDE	31	M																	
		F																	
TOTAL BY SEX		M							1	1	1							1	
		F							1	1									
GRAND TOTAL									2	2	1							1	

MONTHLY RETURN OF ARSON OFFENSES KNOWN TO LAW ENFORCEMENT

1 PROPERTY CLASSIFICATION	2 Offenses Reported or Known to Police (Include Unfounded and attempts)	3 Unfounded, i.e. False or Baseless Complaints	4 Number of Actual Offenses (Column 2 Minus Column 3) (Include Attempts)	5 Total Offenses Cleared by Arrest or Exceptional Means (Include Column 6)	6 Number of Clearances Involving Only Persons Under 18 Years of Age	7 Offenses Where Structures Uninhabited, Abandoned, or not Normally in Use	8 Estimated Value of Property Damage
STRUCTURAL							
A. Single Occupancy Residential: Houses, Townhouses, Duplexes, etc.							
B. Other Residential: Apartments, Tenements, Flats, Hotels, Motels, Inns, Dormitories, Boarding Houses, etc.							
C. Storage: Barns, Garages, Warehouses, etc.							
D. Industrial/Manufacturing:							
E. Other Commercial: Stores, Restaurants, Offices, etc.							
F. Community/Public: Churches, Jails, Schools, Colleges, Hospitals, etc.							
G. All Other Structure: Out Buildings, Monuments, Buildings Under Constructions, etc.							
TOTAL STRUCTURAL							
MOBILE							
H. Motor Vehicles: Automobiles, Trucks, Buses, Motorcycles, etc. UCR Definition							
I. Other Mobile Property: Trailers, Recreational Vehicles, Airplanes, Boats, etc.							
TOTAL MOBILE							
OTHER							
J. TOTAL OTHER Crops, Timber, Fences, Signs, etc.	1		1				\$1
TOTAL OTHER	1		1				\$1
GRAND TOTAL	1		1				\$1

RETURN A - MONTHLY RETURN OF OFFENSES KNOWN TO POLICE

(1) Classification of Offense	(2) Offenses Reported	(3) Unfounded Offenses	(4) Actual Offenses	(5) Offenses Cleared	(6) Juveniles Only
CRIMINAL HOMICIDE					
MURDER/NONNEG MANSLAUGHTER					
MANSLAUGHTER BY NEGLIGENCE					
TOTAL					
RAPE					
RAPE	2		2		
ATTEMPTS TO COMMIT RAPE					
TOTAL	2		2		
ROBBERY					
FIREARM					
KNIFE/CUTTING INSTRUMENT					
OTHER DANGEROUS WEAPON					
STRONG-ARM (HANDS, FISTS)					
TOTAL					
ASSAULT					
FIREARM	2		2	1	
KNIFE OR CUTTING INSTRUMENT					
OTHER DANGEROUS WEAPON					
HANDS, FIST, FEET, AGGRAVATED					
OTHER ASSAULTS - SIMPLE	5		5	2	
TOTAL	7		7	3	
BURGLARY					
FORCIBLE ENTRY					
UNLAWFUL ENTRY - NO FORCE	1		1		
ATTEMPTED FORCIBLE ENTRY					
TOTAL	1		1		
LARCENY-THEFT					
THEFT (EX MOTOR VEHICLE)	67	5	62	2	
TOTAL	67	5	62	2	
MOTOR VEHICLE THEFT					
AUTOS	1		1		
TRUCKS AND BUSES	1		1		
OTHER VEHICLES	1		1		
TOTAL	3		3		
GRAND TOTAL	80	5	75	5	

PROPERTY STOLEN BY CLASSIFICATION

CLASSIFICATION OF OFFENSES	NUMBER ACTUAL OFFENSES	VALUE OF PROPERTY STOLEN
MURDER/NONNEG MANSLAUGHTER		
RAPE	2	
ROBBERY		
HIGHWAY (STREET, ALLEYS, ETC.)		
COMMERCIAL HOUSE		
GAS OR SERVICE STATION		
CONVENIENCE STORE		
RESIDENCE		
BANK		
MISCELLANEOUS		
TOTAL ROBBERY		
BURGLARY		
RESIDENCE (DWELLING)		
NIGHT (6PM-6AM)	1	\$ 3,198
DAY (6AM-6PM)		
UNKNOWN		
NON-RESIDENCE (STORE ETC.)		
NIGHT (6PM-6AM)		
DAY (6AM-6PM)		
UNKNOWN		
TOTAL BURGLARY	1	\$ 3,198
LARCENY-THEFT		
\$200 AND OVER	41	\$ 32,665
\$50 TO \$200	12	\$ 1,362
UNDER \$50	9	\$ 515
TOTAL	62	\$ 34,542
6X. NATURE OF LARCENIES UNDER ITEM 6		
POCKET-PICKING		
PURSE-SNATCHING		
SHOPLIFTING		
FROM MOTOR VEHICLE	7	\$ 8,123
MOTOR VEHICLE PARTS & ACCESSORIES	1	\$ 50
BICYCLES	22	\$ 8,565
FROM BUILDING(EX C&H)	27	\$ 9,008
FROM COIN-OP MACHINES		
ALL OTHER	5	\$ 8,796
TOTAL LARCENY	62	\$ 34,542
MOTOR VEHICLE THEFT	3	\$ 20,700
STOLEN & RECOVERED LOCALLY		
STOLEN LOCALLY & RECOVERED OTHER	1	
TOTAL STOLEN OTHER & RECOVERED LOCAL	1	
STOLEN IN OTHER JURIS & RECOVERED LOCALLY		
TOTAL MOTOR VEHICLE THEFT	3	\$ 20,700
GRAND TOTAL	68	\$ 58,440

PROPERTY BY TYPE AND VALUE

Type of Property (1)	Monetary Value of Property Stolen in Your Jurisdiction	
	STOLEN (2)	RECOVERED (3)
CURRENCY, NOTES, ETC.	\$ 1,536	\$ 100
JEWELRY & PRECIOUS METALS	\$ 120	
CLOTHING AND FURS	\$ 3,306	\$ 464
LOCALLY STOLEN MOTOR VEHICLE	\$ 20,700	\$ 1,500
OFFICE EQUIPMENT	\$ 4,545	\$ 1,555
TV, RADIOS, CAMERAS, ETC.	\$ 3,320	\$ 20
FIREARMS	\$ 2,380	
HOUSEHOLD GOODS	\$ 30	\$ 20
CONSUMABLE GOODS	\$ 235	\$ 105
LIVESTOCK		
MISCELLANEOUS	\$ 22,268	\$ 815
GRAND TOTAL	\$ 58,440	\$ 4,579

AGE, SEX AND RACE OF PERSONS ARRESTED
18 Years of age and over

CLASSIFICATIONS OF OFFENSES	UCR	SEX	AGE													TOT	RACE							
			18	19	20	21	22	23	24	25-29	30-34	35-39	40-44	45-49	50-54		55-59	60-64	65 OV	WHT	BLK	IND	ASN	PAC
MURDER/NONNEG MANSLAUGHTER	01A	M																						
		F																						
MANSLAUGHTER BY NEGLIGENCE	01B	M																						
		F																						
RAPE	02	M																						
		F																						
ROBBERY	03	M																						
		F																						
AGGRAVATED ASSAULT	04	M							1												1			
		F																						
BURGLARY	05	M																						
		F																						
LARCENY	06	M								1		1									2	3		
		F			1																1			
MOTOR VEHICLE THEFT	07	M																						
		F																						
OTHER ASSAULTS	08	M							1									1			2	1		
		F																						
ARSON	09	M																						
		F																						
FORGERY	10	M																						
		F																						
FRAUD	11	M																						
		F																						
EMBEZZLEMENT	12	M																						
		F																						
STOLEN PROPERTY	13	M																						
		F																						
VANDALISM	14	M																						
		F																						
WEAPONS	15	M																						
		F																						
PROSTITUTION	16	M																						
		F																						
PROSTITUTION	16a	M																						
		F																						

AGE, SEX AND RACE OF PERSONS ARRESTED
18 Years of age and over

CLASSIFICATIONS OF OFFENSES	UCR	SEX	AGE														TOT	RACE						
			18	19	20	21	22	23	24	25-29	30-34	35-39	40-44	45-49	50-54	55-59		60-64	65 OV	WHT	BLK	IND	ASN	PAC
ASSISTING OR PROMOTING PROSTITUTION	16b	M																						
		F																						
PURCHASING PROSTITUTION	16c	M																						
		F																						
SEX OFFENSES	17	M																						
		F																						
DRUG/SALE/MAN	180	M																						
		F																						
NARCOTICS	180a	M																						
		F																						
MARIJUANA	180b	M																						
		F																						
SYNTHETIC NARC	180c	M																						
		F																						
OTHER/NON-NARC	180d	M																						
		F																						
DRUG/POSSESSION	185	M		2																	2			
		F																						
NARCOTICS	185e	M																						
		F																						
MARIJUANA	185f	M		2																	2			
		F																						
SYNTHETIC NARC	185g	M																						
		F																						
OTHER/NON-NARC	185h	M																						
		F																						
GAMBLING	19	M																						
		F																						
BOOKMAKING	19a	M																						
		F																						
NUMBERS	19b	M																						
		F																						
OTHER GAMBLING	19c	M																						
		F																						
FAMILY/CHILD	20	M																						
		F																						

AGE, SEX AND RACE OF PERSONS ARRESTED
18 Years of age and over

CLASSIFICATIONS OF OFFENSES	UCR	SEX	AGE														TOT	RACE						
			18	19	20	21	22	23	24	25-29	30-34	35-39	40-44	45-49	50-54	55-59		60-64	65 OV	WHT	BLK	IND	ASN	PAC
DRIVING INFLUENCE	21	M	1	1	1	2		2		5		2	1	1		1			17	16	1	6	1	
		F	1				1	1		1	1	1		1					7					
LIQUOR LAWS	22	M	1	1	1													3	4		1			
		F		1	1														2					
DRUNKENNESS	23	M																						
		F																						
DISORDERLY CONDUCT	24	M								1								1	1					
		F																						
VAGRANCY	25	M																						
		F																						
ALL OTHER	26	M	1			3	1	1		5	3		1	2	2	2		21	14	3	6			
		F						1		1									2					
SUSPICION	27	M																						
		F																						
HUMAN TRAFFICKING/COMMERCIAL SEX ACTS	30	M																						
		F																						
HUMAN TRAFFICKING/INVOLUNTARY SERVITUDE	31	M																						
		F																						
TOTAL BY SEX		M	3	4	2	5	1	3	1	12	4	2	3	3	2	3	1	49	41	6	13	1		
		F	1	1	2		1	2		2	1	1		1				12						
GRAND TOTAL			4	5	4	5	2	5	1	14	5	3	3	4	2	3	1	61	41	6	13	1		

AGE, SEX AND RACE OF PERSONS ARRESTED
under 18 Years of age

CLASSIFICATIONS OF OFFENSES	UCR	SEX	AGE						TOT	RACE				
			Under 10	10-12	13-14	15	16	17		WHT	BLK	IND	ASN	PAC
MURDER/NONNEG MANSLAUGHTER	01A	M												
		F												
MANSLAUGHTER BY NEGLIGENCE	01B	M												
		F												
RAPE	02	M												
		F												
ROBBERY	03	M												
		F												
AGGRAVATED ASSAULT	04	M												
		F												
BURGLARY	05	M												
		F												
LARCENY	06	M												
		F												
MOTOR VEHICLE THEFT	07	M												
		F												
OTHER ASSAULTS	08	M												
		F												
ARSON	09	M												
		F												
FORGERY	10	M												
		F												
FRAUD	11	M												
		F												
EMBEZZLEMENT	12	M												
		F												
STOLEN PROPERTY	13	M												
		F												
VANDALISM	14	M												
		F												
WEAPONS	15	M												
		F												
PROSTITUTION	16	M												
		F												
PROSTITUTION	16a	M												
		F												

AGE, SEX AND RACE OF PERSONS ARRESTED
under 18 Years of age

CLASSIFICATIONS OF OFFENSES	UCR	SEX	AGE						TOT	RACE				
			Under 10	10-12	13-14	15	16	17		WHT	BLK	IND	ASN	PAC
ASSISTING OR PROMOTING PROSTITUTION	16b	M												
		F												
PURCHASING PROSTITUTION	16c	M												
		F												
SEX OFFENSES	17	M												
		F												
DRUG/SALE/MAN	180	M												
		F												
NARCOTICS	180a	M												
		F												
MARIJUANA	180b	M												
		F												
SYNTHETIC NARC	180c	M												
		F												
OTHER/NON-NARC	180d	M												
		F												
DRUG/POSSESSION	185	M												
		F												
NARCOTICS	185e	M												
		F												
MARIJUANA	185f	M												
		F												
SYNTHETIC NARC	185g	M												
		F												
OTHER/NON-NARC	185h	M												
		F												
GAMBLING	19	M												
		F												
BOOKMAKING	19a	M												
		F												
NUMBERS	19b	M												
		F												
OTHER GAMBLING	19c	M												
		F												
FAMILY/CHILD	20	M												
		F												

AGE, SEX AND RACE OF PERSONS ARRESTED
under 18 Years of age

CLASSIFICATIONS OF OFFENSES	UCR	SEX	AGE						TOT	RACE				
			Under 10	10-12	13-14	15	16	17		WHT	BLK	IND	ASN	PAC
			DRIVING INFLUENCE	21	M									1
		F					1		1					
LIQUOR LAWS	22	M												
		F												
DRUNKENNESS	23	M												
		F												
DISORDERLY CONDUCT	24	M												
		F												
VAGRANCY	25	M												
		F												
ALL OTHER	26	M								1				
		F						1	1					
SUSPICION	27	M												
		F												
CURFEW	28	M												
		F												
RUN-AWAYS	29	M												
		F												
HUMAN TRAFFICKING/COMMERCIAL SEX ACTS	30	M												
		F												
HUMAN TRAFFICKING/INVOLUNTARY SERVITUDE	31	M												
		F												
TOTAL BY SEX		M								2				
		F					1	1	2					
GRAND TOTAL							1	1	2	2				

RETURN A - MONTHLY RETURN OF OFFENSES KNOWN TO POLICE

(1) Classification of Offense	(2) Offenses Reported	(3) Unfounded Offenses	(4) Actual Offenses	(5) Offenses Cleared	(6) Juveniles Only
CRIMINAL HOMICIDE					
MURDER/NONNEG MANSLAUGHTER					
MANSLAUGHTER BY NEGLIGENCE					
TOTAL					
RAPE					
RAPE	2	1	1		
ATTEMPTS TO COMMIT RAPE					
TOTAL	2	1	1		
ROBBERY					
FIREARM					
KNIFE/CUTTING INSTRUMENT					
OTHER DANGEROUS WEAPON					
STRONG-ARM (HANDS, FISTS)					
TOTAL					
ASSAULT					
FIREARM					
KNIFE OR CUTTING INSTRUMENT	2		2	2	
OTHER DANGEROUS WEAPON	1		1	1	
HANDS, FIST, FEET, AGGRAVATED	12		12	12	
OTHER ASSAULTS - SIMPLE	36	8	28	18	
TOTAL	51	8	43	33	
BURGLARY					
FORCIBLE ENTRY	3		3		
UNLAWFUL ENTRY - NO FORCE	2		2	1	
ATTEMPTED FORCIBLE ENTRY					
TOTAL	5		5	1	
LARCENY-THEFT					
THEFT (EX MOTOR VEHICLE)	21	6	15	6	
TOTAL	21	6	15	6	
MOTOR VEHICLE THEFT					
AUTOS	8		8	5	
TRUCKS AND BUSES					
OTHER VEHICLES	1		1	1	
TOTAL	9		9	6	
GRAND TOTAL	88	15	73	46	

PROPERTY STOLEN BY CLASSIFICATION

CLASSIFICATION OF OFFENSES	NUMBER ACTUAL OFFENSES	VALUE OF PROPERTY STOLEN
MURDER/NONNEG MANSLAUGHTER		
RAPE	1	
ROBBERY		
HIGHWAY (STREET, ALLEYS, ETC.)		
COMMERCIAL HOUSE		
GAS OR SERVICE STATION		
CONVENIENCE STORE		
RESIDENCE		
BANK		
MISCELLANEOUS		
TOTAL ROBBERY		
BURGLARY		
RESIDENCE (DWELLING)		
NIGHT (6PM-6AM)	2	\$ 700
DAY (6AM-6PM)		
UNKNOWN	1	\$ 3,000
NON-RESIDENCE (STORE ETC.)		
NIGHT (6PM-6AM)	1	\$ 3,462
DAY (6AM-6PM)		
UNKNOWN	1	\$ 800
TOTAL BURGLARY	5	\$ 7,962
LARCENY-THEFT		
\$200 AND OVER	9	\$ 10,378
\$50 TO \$200	3	\$ 220
UNDER \$50	3	\$ 67
TOTAL	15	\$ 10,665
6X. NATURE OF LARCENIES UNDER ITEM 6		
POCKET-PICKING		
PURSE-SNATCHING		
SHOPLIFTING	3	\$ 297
FROM MOTOR VEHICLE		
MOTOR VEHICLE PARTS & ACCESSORIES	1	\$ 868
BICYCLES	3	\$ 775
FROM BUILDING(EX C&H)	6	\$ 8,678
FROM COIN-OP MACHINES		
ALL OTHER	2	\$ 47
TOTAL LARCENY	15	\$ 10,665
MOTOR VEHICLE THEFT	9	\$ 56,100
STOLEN & RECOVERED LOCALLY	10	\$ 2,600
STOLEN LOCALLY & RECOVERED OTHER		
TOTAL STOLEN OTHER & RECOVERED LOCAL	10	\$ 2,600
STOLEN IN OTHER JURIS & RECOVERED LOCALLY		
TOTAL MOTOR VEHICLE THEFT	9	\$ 56,100
GRAND TOTAL	30	\$ 74,727

PROPERTY BY TYPE AND VALUE

Type of Property (1)	Monetary Value of Property Stolen in Your Jurisdiction	
	STOLEN (2)	RECOVERED (3)
CURRENCY, NOTES, ETC.	\$ 248	\$ 148
JEWELRY & PRECIOUS METALS		
CLOTHING AND FURS		
LOCALLY STOLEN MOTOR VEHICLE	\$ 56,100	\$ 41,900
OFFICE EQUIPMENT		
TV, RADIOS, CAMERAS, ETC.	\$ 7,962	\$ 4,000
FIREARMS	\$ 800	
HOUSEHOLD GOODS	\$ 30	\$ 30
CONSUMABLE GOODS	\$ 3,798	\$ 3,541
LIVESTOCK		
MISCELLANEOUS	\$ 5,789	\$ 3,575
GRAND TOTAL	\$ 74,727	\$ 53,194

LAW ENFORCEMENT OFFICERS KILLED OR ASSAULTED

Type of activity	Total assaults by weapon	Type of Weapon				Type of Assignment						Officer assaults cleared	
		Firearm	Knife or other cutting instrument	Other dangerous weapon	Hands, fists, feet, etc.	Two-officer vehicle	One-officer vehicle		Detective or special assign.		Other		
							Alone	Asst	Alone	Ast	Alone		Asst
A	B	C	D	E	F	G	H	I	J	K	L	M	
1. Responding to disturbance calls (family quarrels, person with firearm, etc.)													
2. Burglaries in progress or pursuing burglary suspects													
3. Robberies in progress or pursuing robbery suspects													
4. Attempting other arrests													
5. Civil disorder (riot, mass disobedience, etc.)													
6. Handling, transporting, custody of prisoners													
7. Investigating suspicious persons or circumstances													
8. Ambush – no warning													
9. Mentally deranged													
10. Traffic pursuits and stops													
11. All other	1				1						1		1
12. TOTAL (1-11)	1				1						1		1
13. Number with person injury													
14. Number without personal injury	1				1								

15. Time of assaults	12 AM	2 AM	4 AM	6 AM	8 AM	10 AM	NOON	2 PM	4 PM	6 PM	8 PM	10 PM	UNK
	1												

AGE, SEX AND RACE OF PERSONS ARRESTED
18 Years of age and over

CLASSIFICATIONS OF OFFENSES	UCR	SEX	AGE													TOT	RACE							
			18	19	20	21	22	23	24	25-29	30-34	35-39	40-44	45-49	50-54		55-59	60-64	65 OV	WHT	BLK	IND	ASN	PAC
MURDER/NONNEG MANSLAUGHTER	01A	M																						
		F																						
MANSLAUGHTER BY NEGLIGENCE	01B	M																						
		F																						
RAPE	02	M																						
		F																						
ROBBERY	03	M																						
		F																						
AGGRAVATED ASSAULT	04	M					1		2	3	4	3				2			15	10		1	4	
		F																						
BURGLARY	05	M											1						1			1		
		F																						
LARCENY	06	M						1	2		2								5	2		1	3	
		F									1								1					
MOTOR VEHICLE THEFT	07	M					1			2	2								5	4	1		1	
		F												1					1					
OTHER ASSAULTS	08	M	1		2				2	2	3	2	1	1	3				17	7	2	4	5	
		F												1					1					
ARSON	09	M																						
		F																						
FORGERY	10	M									1	1							2	1			1	
		F																						
FRAUD	11	M									1								1				2	
		F										1							1					
EMBEZZLEMENT	12	M																						
		F																						
STOLEN PROPERTY	13	M																						
		F																						
VANDALISM	14	M																						
		F																						
WEAPONS	15	M				1							1			1			3	1		1	1	
		F																						
PROSTITUTION	16	M								1									1	1				
		F																						
PROSTITUTION	16a	M																						
		F																						

AGE, SEX AND RACE OF PERSONS ARRESTED
18 Years of age and over

CLASSIFICATIONS OF OFFENSES	UCR	SEX	AGE														TOT	RACE						
			18	19	20	21	22	23	24	25-29	30-34	35-39	40-44	45-49	50-54	55-59		60-64	65 OV	WHT	BLK	IND	ASN	PAC
ASSISTING OR PROMOTING PROSTITUTION	16b	M																						
		F																						
PURCHASING PROSTITUTION	16c	M									1										1			
		F																						
SEX OFFENSES	17	M								1		1									1			
		F																						
DRUG/SALE/MAN	180	M									3	1	1								2	2		
		F										1									1			
NARCOTICS	180a	M																						
		F																						
MARIJUANA	180b	M																						
		F																						
SYNTHETIC NARC	180c	M									3	1	1								2	2		
		F										1									1			
OTHER/NON-NARC	180d	M																						
		F																						
DRUG/POSSESSION	185	M		1	1						1	1									3	1		
		F																						
NARCOTICS	185e	M										1									1			
		F																						
MARIJUANA	185f	M		1	1						1										2	1		
		F																						
SYNTHETIC NARC	185g	M																						
		F																						
OTHER/NON-NARC	185h	M																						
		F																						
GAMBLING	19	M																						
		F																						
BOOKMAKING	19a	M																						
		F																						
NUMBERS	19b	M																						
		F																						
OTHER GAMBLING	19c	M																						
		F																						
FAMILY/CHILD	20	M																						
		F																						

AGE, SEX AND RACE OF PERSONS ARRESTED
18 Years of age and over

CLASSIFICATIONS OF OFFENSES	UCR	SEX	AGE														TOT	RACE						
			18	19	20	21	22	23	24	25-29	30-34	35-39	40-44	45-49	50-54	55-59		60-64	65 OV	WHT	BLK	IND	ASN	PAC
			DRIVING INFLUENCE	21	M						1	1	5	3	1	2		2	3		1		19	14
		F								2									2					
LIQUOR LAWS	22	M			1	1								1					3	2		1		
		F																						
DRUNKENNESS	23	M																						
		F																						
DISORDERLY CONDUCT	24	M					1					1		1					3	2			1	1
		F													1				1					
VAGRANCY	25	M																						
		F																						
ALL OTHER	26	M				2	1	1		4	5	1	1	2	4				21	14	2	4	4	
		F		1											2				3					
SUSPICION	27	M																						
		F																						
HUMAN TRAFFICKING/COMMERCIAL SEX ACTS	30	M																						
		F																						
HUMAN TRAFFICKING/INVOLUNTARY SERVITUDE	31	M																						
		F																						
TOTAL BY SEX		M	1	1	4	4	4	2	7	23	22	12	6	7	10	3	1		107	64	6	17	30	1
		F		1						2	3		1	1	3				11					
GRAND TOTAL			1	2	4	4	4	2	7	25	25	12	7	8	13	3	1		118	64	6	17	30	1

AGE, SEX AND RACE OF PERSONS ARRESTED
under 18 Years of age

CLASSIFICATIONS OF OFFENSES	UCR	SEX	AGE						TOT	RACE				
			Under 10	10-12	13-14	15	16	17		WHT	BLK	IND	ASN	PAC
MURDER/NONNEG MANSLAUGHTER	01A	M												
		F												
MANSLAUGHTER BY NEGLIGENCE	01B	M												
		F												
RAPE	02	M												
		F												
ROBBERY	03	M												
		F												
AGGRAVATED ASSAULT	04	M												
		F												
BURGLARY	05	M												
		F												
LARCENY	06	M												
		F												
MOTOR VEHICLE THEFT	07	M												
		F												
OTHER ASSAULTS	08	M												
		F												
ARSON	09	M												
		F												
FORGERY	10	M												
		F												
FRAUD	11	M												
		F												
EMBEZZLEMENT	12	M												
		F												
STOLEN PROPERTY	13	M												
		F												
VANDALISM	14	M												
		F												
WEAPONS	15	M												
		F												
PROSTITUTION	16	M												
		F												
PROSTITUTION	16a	M												
		F												

AGE, SEX AND RACE OF PERSONS ARRESTED
under 18 Years of age

CLASSIFICATIONS OF OFFENSES	UCR	SEX	AGE						TOT	RACE				
			Under 10	10-12	13-14	15	16	17		WHT	BLK	IND	ASN	PAC
ASSISTING OR PROMOTING PROSTITUTION	16b	M												
		F												
PURCHASING PROSTITUTION	16c	M												
		F												
SEX OFFENSES	17	M												
		F												
DRUG/SALE/MAN	180	M												
		F												
NARCOTICS	180a	M												
		F												
MARIJUANA	180b	M												
		F												
SYNTHETIC NARC	180c	M												
		F												
OTHER/NON-NARC	180d	M												
		F												
DRUG/POSSESSION	185	M												
		F												
NARCOTICS	185e	M												
		F												
MARIJUANA	185f	M												
		F												
SYNTHETIC NARC	185g	M												
		F												
OTHER/NON-NARC	185h	M												
		F												
GAMBLING	19	M												
		F												
BOOKMAKING	19a	M												
		F												
NUMBERS	19b	M												
		F												
OTHER GAMBLING	19c	M												
		F												
FAMILY/CHILD	20	M												
		F												

AGE, SEX AND RACE OF PERSONS ARRESTED
under 18 Years of age

CLASSIFICATIONS OF OFFENSES	UCR	SEX	AGE						TOT	RACE									
			Under 10	10-12	13-14	15	16	17		WHT	BLK	IND	ASN	PAC					
			DRIVING INFLUENCE	21	M														
		F																	
LIQUOR LAWS	22	M								1									
		F						1	1										
DRUNKENNESS	23	M																	
		F																	
DISORDERLY CONDUCT	24	M																	
		F																	
VAGRANCY	25	M																	
		F																	
ALL OTHER	26	M																	
		F																	
SUSPICION	27	M																	
		F																	
CURFEW	28	M																	
		F																	
RUN-AWAYS	29	M																	
		F																	
HUMAN TRAFFICKING/COMMERCIAL SEX ACTS	30	M																	
		F																	
HUMAN TRAFFICKING/INVOLUNTARY SERVITUDE	31	M																	
		F																	
TOTAL BY SEX		M								1									
		F						1	1										
GRAND TOTAL								1	1	1									

RETURN A - MONTHLY RETURN OF OFFENSES KNOWN TO POLICE

(1) Classification of Offense	(2) Offenses Reported	(3) Unfounded Offenses	(4) Actual Offenses	(5) Offenses Cleared	(6) Juveniles Only
CRIMINAL HOMICIDE					
MURDER/NONNEG MANSLAUGHTER					
MANSLAUGHTER BY NEGLIGENCE					
TOTAL					
RAPE					
RAPE	2		2	2	
ATTEMPTS TO COMMIT RAPE					
TOTAL	2		2	2	
ROBBERY					
FIREARM					
KNIFE/CUTTING INSTRUMENT					
OTHER DANGEROUS WEAPON					
STRONG-ARM (HANDS, FISTS)					
TOTAL					
ASSAULT					
FIREARM	1	1			
KNIFE OR CUTTING INSTRUMENT					
OTHER DANGEROUS WEAPON					
HANDS, FIST, FEET, AGGRAVATED	5		5	3	
OTHER ASSAULTS - SIMPLE	36	8	28	24	1
TOTAL	42	9	33	27	1
BURGLARY					
FORCIBLE ENTRY	1		1		
UNLAWFUL ENTRY - NO FORCE	9	3	6	3	
ATTEMPTED FORCIBLE ENTRY					
TOTAL	10	3	7	3	
LARCENY-THEFT					
THEFT (EX MOTOR VEHICLE)	64	12	52	17	5
TOTAL	64	12	52	17	5
MOTOR VEHICLE THEFT					
AUTOS	6	2	4	1	1
TRUCKS AND BUSES					
OTHER VEHICLES					
TOTAL	6	2	4	1	1
GRAND TOTAL	124	26	98	50	7

PROPERTY STOLEN BY CLASSIFICATION

CLASSIFICATION OF OFFENSES	NUMBER ACTUAL OFFENSES	VALUE OF PROPERTY STOLEN
MURDER/NONNEG MANSLAUGHTER		
RAPE	2	
ROBBERY		
HIGHWAY (STREET, ALLEYS, ETC.)		
COMMERCIAL HOUSE		
GAS OR SERVICE STATION		
CONVENIENCE STORE		
RESIDENCE		
BANK		
MISCELLANEOUS		
TOTAL ROBBERY		
BURGLARY		
RESIDENCE (DWELLING)		
NIGHT (6PM-6AM)	3	\$ 361
DAY (6AM-6PM)	1	
UNKNOWN	1	\$ 1,950
NON-RESIDENCE (STORE ETC.)		
NIGHT (6PM-6AM)	2	\$ 7,450
DAY (6AM-6PM)		
UNKNOWN		
TOTAL BURGLARY	7	\$ 9,761
LARCENY-THEFT		
\$200 AND OVER	26	\$ 29,043
\$50 TO \$200	16	\$ 1,272
UNDER \$50	10	\$ 115
TOTAL	52	\$ 30,430
6X. NATURE OF LARCENIES UNDER ITEM 6		
POCKET-PICKING		
PURSE-SNATCHING		
SHOPLIFTING	7	\$ 409
FROM MOTOR VEHICLE	3	\$ 681
MOTOR VEHICLE PARTS & ACCESSORIES	2	\$ 100
BICYCLES	7	\$ 4,900
FROM BUILDING(EX C&H)	15	\$ 10,004
FROM COIN-OP MACHINES		
ALL OTHER	18	\$ 14,336
TOTAL LARCENY	52	\$ 30,430
MOTOR VEHICLE THEFT	4	\$ 31,300
STOLEN & RECOVERED LOCALLY	1	
STOLEN LOCALLY & RECOVERED OTHER	1	
TOTAL STOLEN OTHER & RECOVERED LOCAL	2	
STOLEN IN OTHER JURIS & RECOVERED LOCALLY		
TOTAL MOTOR VEHICLE THEFT	4	\$ 31,300
GRAND TOTAL	65	\$ 71,491

PROPERTY BY TYPE AND VALUE

Type of Property (1)	Monetary Value of Property Stolen in Your Jurisdiction	
	STOLEN (2)	RECOVERED (3)
CURRENCY, NOTES, ETC.	\$ 2,340	
JEWELRY & PRECIOUS METALS	\$ 9,299	\$ 4,400
CLOTHING AND FURS	\$ 173	
LOCALLY STOLEN MOTOR VEHICLE	\$ 31,300	\$ 20,300
OFFICE EQUIPMENT	\$ 9,114	\$ 1,500
TV, RADIOS, CAMERAS, ETC.	\$ 200	
FIREARMS	\$ 5,200	
HOUSEHOLD GOODS	\$ 30	
CONSUMABLE GOODS	\$ 818	\$ 320
LIVESTOCK		
MISCELLANEOUS	\$ 13,017	\$ 5,984
GRAND TOTAL	\$ 71,491	\$ 32,504

LAW ENFORCEMENT OFFICERS KILLED OR ASSAULTED

Type of activity	Total assaults by weapon	Type of Weapon				Type of Assignment						Officer assaults cleared	
		Firearm	Knife or other cutting instrument	Other dangerous weapon	Hands, fists, feet, etc.	Two-officer vehicle	One-officer vehicle		Detective or special assign.		Other		
							Alone	Asst	Alone	Ast	Alone		Asst
A	B	C	D	E	F	G	H	I	J	K	L	M	
1. Responding to disturbance calls (family quarrels, person with firearm, etc.)													
2. Burglaries in progress or pursuing burglary suspects													
3. Robberies in progress or pursuing robbery suspects													
4. Attempting other arrests													
5. Civil disorder (riot, mass disobedience, etc.)													
6. Handling, transporting, custody of prisoners	1				1				1				1
7. Investigating suspicious persons or circumstances													
8. Ambush – no warning													
9. Mentally deranged													
10. Traffic pursuits and stops													
11. All other													
12. TOTAL (1-11)	1				1				1				1
13. Number with person injury													
14. Number without personal injury	1				1								

15. Time of assaults	12 AM	2 AM	4 AM	6 AM	8 AM	10 AM	NOON	2 PM	4 PM	6 PM	8 PM	10 PM	UNK
				1									

AGE, SEX AND RACE OF PERSONS ARRESTED
18 Years of age and over

CLASSIFICATIONS OF OFFENSES	UCR	SEX	AGE													TOT	RACE							
			18	19	20	21	22	23	24	25-29	30-34	35-39	40-44	45-49	50-54		55-59	60-64	65 OV	WHT	BLK	IND	ASN	PAC
MURDER/NONNEG MANSLAUGHTER	01A	M																						
		F																						
MANSLAUGHTER BY NEGLIGENCE	01B	M																						
		F																						
RAPE	02	M	1				1												2	1	1			
		F																						
ROBBERY	03	M																						
		F																						
AGGRAVATED ASSAULT	04	M										1						1	1		1			
		F								1								1						
BURGLARY	05	M								2								2	2					
		F																						
LARCENY	06	M					1				1		1	1	1	1		6	4	1	1			
		F																						
MOTOR VEHICLE THEFT	07	M																						
		F																						
OTHER ASSAULTS	08	M								1	1	2	1		1	3		10	9	2	6			
		F					1			2	2		2					7						
ARSON	09	M			1													1	2					
		F				1												1						
FORGERY	10	M																						
		F																						
FRAUD	11	M																						
		F																						
EMBEZZLEMENT	12	M																						
		F																						
STOLEN PROPERTY	13	M																						
		F																						
VANDALISM	14	M								2								3	3					
		F																1						
WEAPONS	15	M									1							2	1			1		
		F																						
PROSTITUTION	16	M																						
		F																						
PROSTITUTION	16a	M																						
		F																						

AGE, SEX AND RACE OF PERSONS ARRESTED
18 Years of age and over

CLASSIFICATIONS OF OFFENSES	UCR	SEX	AGE														TOT	RACE						
			18	19	20	21	22	23	24	25-29	30-34	35-39	40-44	45-49	50-54	55-59		60-64	65 OV	WHT	BLK	IND	ASN	PAC
ASSISTING OR PROMOTING PROSTITUTION	16b	M																						
		F																						
PURCHASING PROSTITUTION	16c	M																						
		F																						
SEX OFFENSES	17	M																						
		F																						
DRUG/SALE/MAN	180	M																						
		F																						
NARCOTICS	180a	M																						
		F																						
MARIJUANA	180b	M																						
		F																						
SYNTHETIC NARC	180c	M																						
		F																						
OTHER/NON-NARC	180d	M																						
		F																						
DRUG/POSSESSION	185	M									1										1	3		
		F				1								1							2			
NARCOTICS	185e	M																						
		F																						
MARIJUANA	185f	M																			1			
		F												1							1			
SYNTHETIC NARC	185g	M									1										1	2		
		F				1															1			
OTHER/NON-NARC	185h	M																						
		F																						
GAMBLING	19	M																						
		F																						
BOOKMAKING	19a	M																						
		F																						
NUMBERS	19b	M																						
		F																						
OTHER GAMBLING	19c	M																						
		F																						
FAMILY/CHILD	20	M																1			1	1		
		F																						

AGE, SEX AND RACE OF PERSONS ARRESTED
18 Years of age and over

CLASSIFICATIONS OF OFFENSES	UCR	SEX	AGE														TOT	RACE						
			18	19	20	21	22	23	24	25-29	30-34	35-39	40-44	45-49	50-54	55-59		60-64	65 OV	WHT	BLK	IND	ASN	PAC
DRIVING INFLUENCE	21	M						1	1	5	4	2	1	5	2	4	1		26	30		6		
		F			1	1				1	3	1	1	1				1	10					
LIQUOR LAWS	22	M		2						1									3	7	1	1		
		F	2	2	2														6					
DRUNKENNESS	23	M								1		1							2	2				
		F																						
DISORDERLY CONDUCT	24	M					1			3				1					5	4		1		
		F																						
VAGRANCY	25	M																						
		F																						
ALL OTHER	26	M		1	2				5	4	8	6	2	2	3	6	1		40	31	6	11	2	
		F					1			1	1	4				1	1	1	10					
SUSPICION	27	M																						
		F																						
HUMAN TRAFFICKING/COMMERCIAL SEX ACTS	30	M																						
		F																						
HUMAN TRAFFICKING/INVOLUNTARY SERVITUDE	31	M																						
		F																						
TOTAL BY SEX		M	1	3	3		3	1	6	19	16	11	6	9	7	15	2	3	105	101	11	27	3	
		F	2	2	3	3	2			5	6	5	3	2		1	1	2	37					
GRAND TOTAL			3	5	6	3	5	1	6	24	22	16	9	11	7	16	3	5	142	101	11	27	3	

AGE, SEX AND RACE OF PERSONS ARRESTED
under 18 Years of age

CLASSIFICATIONS OF OFFENSES	UCR	SEX	AGE						TOT	RACE									
			Under 10	10-12	13-14	15	16	17		WHT	BLK	IND	ASN	PAC					
			MURDER/NONNEG MANSLAUGHTER	01A	M														
		F																	
MANSLAUGHTER BY NEGLIGENCE	01B	M																	
		F																	
RAPE	02	M																	
		F																	
ROBBERY	03	M																	
		F																	
AGGRAVATED ASSAULT	04	M																	
		F																	
BURGLARY	05	M																	
		F																	
LARCENY	06	M	2		2	1		1	6	6			2						
		F		2					2										
MOTOR VEHICLE THEFT	07	M																	
		F																	
OTHER ASSAULTS	08	M																	
		F																	
ARSON	09	M						1	1	1									
		F																	
FORGERY	10	M																	
		F																	
FRAUD	11	M																	
		F																	
EMBEZZLEMENT	12	M																	
		F																	
STOLEN PROPERTY	13	M																	
		F																	
VANDALISM	14	M																	
		F																	
WEAPONS	15	M																	
		F																	
PROSTITUTION	16	M																	
		F																	
PROSTITUTION	16a	M																	
		F																	

AGE, SEX AND RACE OF PERSONS ARRESTED
under 18 Years of age

CLASSIFICATIONS OF OFFENSES	UCR	SEX	AGE						TOT	RACE				
			Under 10	10-12	13-14	15	16	17		WHT	BLK	IND	ASN	PAC
ASSISTING OR PROMOTING PROSTITUTION	16b	M												
		F												
PURCHASING PROSTITUTION	16c	M												
		F												
SEX OFFENSES	17	M												
		F												
DRUG/SALE/MAN	180	M												
		F												
NARCOTICS	180a	M												
		F												
MARIJUANA	180b	M												
		F												
SYNTHETIC NARC	180c	M												
		F												
OTHER/NON-NARC	180d	M												
		F												
DRUG/POSSESSION	185	M												
		F												
NARCOTICS	185e	M												
		F												
MARIJUANA	185f	M												
		F												
SYNTHETIC NARC	185g	M												
		F												
OTHER/NON-NARC	185h	M												
		F												
GAMBLING	19	M												
		F												
BOOKMAKING	19a	M												
		F												
NUMBERS	19b	M												
		F												
OTHER GAMBLING	19c	M												
		F												
FAMILY/CHILD	20	M												
		F												

AGE, SEX AND RACE OF PERSONS ARRESTED
under 18 Years of age

CLASSIFICATIONS OF OFFENSES	UCR	SEX	AGE						TOT	RACE									
			Under 10	10-12	13-14	15	16	17		WHT	BLK	IND	ASN	PAC					
			DRIVING INFLUENCE	21	M														
		F																	
LIQUOR LAWS	22	M					4		4	4									
		F																	
DRUNKENNESS	23	M																	
		F																	
DISORDERLY CONDUCT	24	M																	
		F																	
VAGRANCY	25	M																	
		F																	
ALL OTHER	26	M																	
		F																	
SUSPICION	27	M																	
		F																	
CURFEW	28	M																	
		F																	
RUN-AWAYS	29	M																	
		F																	
HUMAN TRAFFICKING/COMMERCIAL SEX ACTS	30	M																	
		F																	
HUMAN TRAFFICKING/INVOLUNTARY SERVITUDE	31	M																	
		F																	
TOTAL BY SEX		M	2		2	1	4	2	11	11			2						
		F		2					2										
GRAND TOTAL			2	2	2	1	4	2	13	11			2						

MONTHLY RETURN OF ARSON OFFENSES KNOWN TO LAW ENFORCEMENT

1 PROPERTY CLASSIFICATION	2 Offenses Reported or Known to Police (Include Unfounded and attempts)	3 Unfounded, i.e. False or Baseless Complaints	4 Number of Actual Offenses (Column 2 Minus Column 3) (Include Attempts)	5 Total Offenses Cleared by Arrest or Exceptional Means (Include Column 6)	6 Number of Clearances Involving Only Persons Under 18 Years of Age	7 Offenses Where Structures Uninhabited, Abandoned, or not Normally in Use	8 Estimated Value of Property Damage
STRUCTURAL							
A. Single Occupancy Residential: Houses, Townhouses, Duplexes, etc.							
B. Other Residential: Apartments, Tenements, Flats, Hotels, Motels, Inns, Dormitories, Boarding Houses, etc.							
C. Storage: Barns, Garages, Warehouses, etc.							
D. Industrial/Manufacturing:							
E. Other Commercial: Stores, Restaurants, Offices, etc.							
F. Community/Public: Churches, Jails, Schools, Colleges, Hospitals, etc.							
G. All Other Structure: Out Buildings, Monuments, Buildings Under Constructions, etc.							
TOTAL STRUCTURAL							
MOBILE							
H. Motor Vehicles: Automobiles, Trucks, Buses, Motorcycles, etc. UCR Definition	1		1	1	1		\$2,000
I. Other Mobile Property: Trailers, Recreational Vehicles, Airplanes, Boats, etc.							
TOTAL MOBILE	1		1	1	1		\$2,000
OTHER							
J. TOTAL OTHER Crops, Timber, Fences, Signs, etc.							
TOTAL OTHER							
GRAND TOTAL	1		1	1	1		\$2,000

RETURN A - MONTHLY RETURN OF OFFENSES KNOWN TO POLICE

(1) Classification of Offense	(2) Offenses Reported	(3) Unfounded Offenses	(4) Actual Offenses	(5) Offenses Cleared	(6) Juveniles Only
CRIMINAL HOMICIDE					
MURDER/NONNEG MANSLAUGHTER					
MANSLAUGHTER BY NEGLIGENCE					
TOTAL					
RAPE					
RAPE	2		2		
ATTEMPTS TO COMMIT RAPE					
TOTAL	2		2		
ROBBERY					
FIREARM	4		4	1	
KNIFE/CUTTING INSTRUMENT	3		3		
OTHER DANGEROUS WEAPON	1		1		
STRONG-ARM (HANDS, FISTS)	2		2	2	
TOTAL	10		10	3	
ASSAULT					
FIREARM	2		2		
KNIFE OR CUTTING INSTRUMENT	7		7	2	
OTHER DANGEROUS WEAPON	16		16	9	
HANDS, FIST, FEET, AGGRAVATED	21		21	11	
OTHER ASSAULTS - SIMPLE	94		94	51	
TOTAL	140		140	73	
BURGLARY					
FORCIBLE ENTRY	22		22	1	1
UNLAWFUL ENTRY - NO FORCE	17		17	1	
ATTEMPTED FORCIBLE ENTRY	1		1	1	
TOTAL	40		40	3	1
LARCENY-THEFT					
THEFT (EX MOTOR VEHICLE)	410	1	409	28	1
TOTAL	410	1	409	28	1
MOTOR VEHICLE THEFT					
AUTOS	18		18	5	1
TRUCKS AND BUSES	10		10		
OTHER VEHICLES	10		10		
TOTAL	38		38	5	1
GRAND TOTAL	640	1	639	112	3

PROPERTY STOLEN BY CLASSIFICATION

CLASSIFICATION OF OFFENSES	NUMBER ACTUAL OFFENSES	VALUE OF PROPERTY STOLEN
MURDER/NONNEG MANSLAUGHTER		
RAPE	2	
ROBBERY		
HIGHWAY (STREET, ALLEYS, ETC.)		
COMMERCIAL HOUSE	3	\$ 1,122
GAS OR SERVICE STATION		
CONVENIENCE STORE	1	
RESIDENCE	4	\$ 85
BANK		
MISCELLANEOUS	2	
TOTAL ROBBERY	10	\$ 1,207
BURGLARY		
RESIDENCE (DWELLING)		
NIGHT (6PM-6AM)	7	\$ 2,720
DAY (6AM-6PM)	9	\$ 50,204
UNKNOWN	1	
NON-RESIDENCE (STORE ETC.)		
NIGHT (6PM-6AM)	7	\$ 5,630
DAY (6AM-6PM)	13	\$ 24,755
UNKNOWN	3	\$ 2,221
TOTAL BURGLARY	40	\$ 85,530
LARCENY-THEFT		
\$200 AND OVER	222	\$ 408,603
\$50 TO \$200	100	\$ 11,063
UNDER \$50	87	\$ 1,525
TOTAL	409	\$ 421,191
6X. NATURE OF LARCENIES UNDER ITEM 6		
POCKET-PICKING	3	\$ 1,020
PURSE-SNATCHING	9	\$ 2,214
SHOPLIFTING	184	\$ 103,572
FROM MOTOR VEHICLE	89	\$ 72,503
MOTOR VEHICLE PARTS & ACCESSORIES	7	\$ 5,502
BICYCLES	9	\$ 5,986
FROM BUILDING(EX C&H)	58	\$ 172,661
FROM COIN-OP MACHINES		
ALL OTHER	50	\$ 57,733
TOTAL LARCENY	409	\$ 421,191
MOTOR VEHICLE THEFT	38	\$ 438,770
STOLEN & RECOVERED LOCALLY	10	
STOLEN LOCALLY & RECOVERED OTHER	8	
TOTAL STOLEN OTHER & RECOVERED LOCAL	18	
STOLEN IN OTHER JURIS & RECOVERED LOCALLY	3	
TOTAL MOTOR VEHICLE THEFT	38	\$ 438,770
GRAND TOTAL	499	\$ 946,698

PROPERTY BY TYPE AND VALUE

Type of Property (1)	Monetary Value of Property Stolen in Your Jurisdiction	
	STOLEN (2)	RECOVERED (3)
CURRENCY, NOTES, ETC.	\$ 25,679	\$ 655
JEWELRY & PRECIOUS METALS	\$ 136,911	\$ 7,088
CLOTHING AND FURS	\$ 15,734	\$ 6,079
LOCALLY STOLEN MOTOR VEHICLE	\$ 449,180	\$ 151,901
OFFICE EQUIPMENT	\$ 3,304	
TV, RADIOS, CAMERAS, ETC.	\$ 34,784	\$ 5,928
FIREARMS	\$ 16,674	\$ 820
HOUSEHOLD GOODS	\$ 7,369	\$ 2,449
CONSUMABLE GOODS	\$ 25,664	\$ 2,630
LIVESTOCK		
MISCELLANEOUS	\$ 231,399	\$ 38,720
GRAND TOTAL	\$ 946,698	\$ 216,270

LAW ENFORCEMENT OFFICERS KILLED OR ASSAULTED

Type of activity	Total assaults by weapon	Type of Weapon				Type of Assignment						Officer assaults cleared	
		Firearm	Knife or other cutting instrument	Other dangerous weapon	Hands, fists, feet, etc.	Two-officer vehicle	One-officer vehicle		Detective or special assign.		Other		
							Alone	Asst	Alone	Ast	Alone		Asst
A	B	C	D	E	F	G	H	I	J	K	L	M	
1. Responding to disturbance calls (family quarrels, person with firearm, etc.)													
2. Burglaries in progress or pursuing burglary suspects													
3. Robberies in progress or pursuing robbery suspects													
4. Attempting other arrests	1				1				1				
5. Civil disorder (riot, mass disobedience, etc.)													
6. Handling, transporting, custody of prisoners													
7. Investigating suspicious persons or circumstances													
8. Ambush – no warning													
9. Mentally deranged													
10. Traffic pursuits and stops													
11. All other													
12. TOTAL (1-11)	1				1				1				
13. Number with person injury													
14. Number without personal injury	1				1								

15. Time of assaults	12 AM	2 AM	4 AM	6 AM	8 AM	10 AM	NOON	2 PM	4 PM	6 PM	8 PM	10 PM	UNK
	1												

AGE, SEX AND RACE OF PERSONS ARRESTED
18 Years of age and over

CLASSIFICATIONS OF OFFENSES	UCR	SEX	AGE													TOT	RACE								
			18	19	20	21	22	23	24	25-29	30-34	35-39	40-44	45-49	50-54		55-59	60-64	65 OV	WHT	BLK	IND	ASN	PAC	
MURDER/NONNEG MANSLAUGHTER	01A	M																							
		F																							
MANSLAUGHTER BY NEGLIGENCE	01B	M																							
		F																							
RAPE	02	M																							
		F																							
ROBBERY	03	M									2			1							3	2	2		
		F							1												1				
AGGRAVATED ASSAULT	04	M			1				1	4	4		1			1	1				13	9	1	4	
		F					1														1				
BURGLARY	05	M							1			1			1						3	1	1	2	
		F					1														1				
LARCENY	06	M			2		2		2	3	5	1									15	26	2	1	
		F	2		1		1	1	2	6				1							14				
MOTOR VEHICLE THEFT	07	M								2	3	2		1							8	8		2	1
		F						1		1					1						3				
OTHER ASSAULTS	08	M		2	2	2	5		1	4	13	4	3	2	3		1				42	42	1	11	1
		F			1	1	1	2	1	4	1	1			1						13				
ARSON	09	M																							
		F																							
FORGERY	10	M				1				2				1							4	2	1	1	
		F																							
FRAUD	11	M																							
		F																							
EMBEZZLEMENT	12	M																							
		F																							
STOLEN PROPERTY	13	M																							
		F																							
VANDALISM	14	M					1				4	2									7	10	1	2	
		F			1		2		2			1									6				
WEAPONS	15	M								1	3			1							5	5			
		F																							
PROSTITUTION	16	M																							
		F																							
PROSTITUTION	16a	M																							
		F																							

AGE, SEX AND RACE OF PERSONS ARRESTED
18 Years of age and over

CLASSIFICATIONS OF OFFENSES	UCR	SEX	AGE													TOT	RACE							
			18	19	20	21	22	23	24	25-29	30-34	35-39	40-44	45-49	50-54		55-59	60-64	65 OV	WHT	BLK	IND	ASN	PAC
ASSISTING OR PROMOTING PROSTITUTION	16b	M																						
		F																						
PURCHASING PROSTITUTION	16c	M																						
		F																						
SEX OFFENSES	17	M								1										1				
		F																						
DRUG/SALE/MAN	180	M					1		1	6	1	2								11	14			
		F									1		1						1	3				
NARCOTICS	180a	M																						
		F																						
MARIJUANA	180b	M									1	1								2	2			
		F																						
SYNTHETIC NARC	180c	M					1		1	5		1								8	10			
		F										1							1	2				
OTHER/NON-NARC	180d	M								1										1	2			
		F												1						1				
DRUG/POSSESSION	185	M							2	3		1								6	9			
		F										1	1	1						3				
NARCOTICS	185e	M							2	1										3	4			
		F										1								1				
MARIJUANA	185f	M								1										1	2			
		F												1						1				
SYNTHETIC NARC	185g	M																						
		F																						
OTHER/NON-NARC	185h	M								1		1								2	3			
		F										1								1				
GAMBLING	19	M																						
		F																						
BOOKMAKING	19a	M																						
		F																						
NUMBERS	19b	M																						
		F																						
OTHER GAMBLING	19c	M																						
		F																						
FAMILY/CHILD	20	M																						
		F																						

AGE, SEX AND RACE OF PERSONS ARRESTED
18 Years of age and over

CLASSIFICATIONS OF OFFENSES	UCR	SEX	AGE															TOT	RACE					
			18	19	20	21	22	23	24	25-29	30-34	35-39	40-44	45-49	50-54	55-59	60-64		65 OV	WHT	BLK	IND	ASN	PAC
			DRIVING INFLUENCE	21	M	5		1	3	4	2	4	24	15	10	7	12		5	3	2	1	98	126
		F		4		2	2	1	3	9	6	6	3	2	2	5	1	1	47					
LIQUOR LAWS	22	M								1									1	1				
		F																						
DRUNKENNESS	23	M																						
		F																						
DISORDERLY CONDUCT	24	M		2			1	1			3	2							9	9		2		
		F	1							1									2					
VAGRANCY	25	M																						
		F																						
ALL OTHER	26	M	5	11	12	2	31	9	16	72	54	37	12	13	8	3	1	1	287	332	9	37	8	
		F	1	1	1	1	7	9	8	23	25	9	8	1	3	2			99					
SUSPICION	27	M																						
		F																						
HUMAN TRAFFICKING/COMMERCIAL SEX ACTS	30	M																						
		F																						
HUMAN TRAFFICKING/INVOLUNTARY SERVITUDE	31	M																						
		F																						
TOTAL BY SEX		M	10	15	18	8	45	12	28	123	107	62	23	31	17	7	5	2	513	597	21	77	11	
		F	4	5	4	4	15	14	17	44	34	18	14	4	6	7	1	2	193					
GRAND TOTAL			14	20	22	12	60	26	45	167	141	80	37	35	23	14	6	4	706	597	21	77	11	

AGE, SEX AND RACE OF PERSONS ARRESTED
under 18 Years of age

CLASSIFICATIONS OF OFFENSES	UCR	SEX	AGE						TOT	RACE				
			Under 10	10-12	13-14	15	16	17		WHT	BLK	IND	ASN	PAC
MURDER/NONNEG MANSLAUGHTER	01A	M												
		F												
MANSLAUGHTER BY NEGLIGENCE	01B	M												
		F												
RAPE	02	M												
		F												
ROBBERY	03	M												
		F												
AGGRAVATED ASSAULT	04	M												
		F												
BURGLARY	05	M			1	1			2	2				
		F												
LARCENY	06	M					1		1				1	
		F												
MOTOR VEHICLE THEFT	07	M								1				
		F			1				1					
OTHER ASSAULTS	08	M												
		F												
ARSON	09	M												
		F												
FORGERY	10	M												
		F												
FRAUD	11	M												
		F												
EMBEZZLEMENT	12	M												
		F												
STOLEN PROPERTY	13	M												
		F												
VANDALISM	14	M												
		F												
WEAPONS	15	M												
		F												
PROSTITUTION	16	M												
		F												
PROSTITUTION	16a	M												
		F												

AGE, SEX AND RACE OF PERSONS ARRESTED
under 18 Years of age

CLASSIFICATIONS OF OFFENSES	UCR	SEX	AGE						TOT	RACE				
			Under 10	10-12	13-14	15	16	17		WHT	BLK	IND	ASN	PAC
ASSISTING OR PROMOTING PROSTITUTION	16b	M												
		F												
PURCHASING PROSTITUTION	16c	M												
		F												
SEX OFFENSES	17	M												
		F												
DRUG/SALE/MAN	180	M												
		F												
NARCOTICS	180a	M												
		F												
MARIJUANA	180b	M												
		F												
SYNTHETIC NARC	180c	M												
		F												
OTHER/NON-NARC	180d	M												
		F												
DRUG/POSSESSION	185	M												
		F												
NARCOTICS	185e	M												
		F												
MARIJUANA	185f	M												
		F												
SYNTHETIC NARC	185g	M												
		F												
OTHER/NON-NARC	185h	M												
		F												
GAMBLING	19	M												
		F												
BOOKMAKING	19a	M												
		F												
NUMBERS	19b	M												
		F												
OTHER GAMBLING	19c	M												
		F												
FAMILY/CHILD	20	M												
		F												

AGE, SEX AND RACE OF PERSONS ARRESTED
under 18 Years of age

CLASSIFICATIONS OF OFFENSES	UCR	SEX	AGE							TOT	RACE				
			Under 10	10-12	13-14	15	16	17	WHT		BLK	IND	ASN	PAC	
			DRIVING INFLUENCE	21	M							1	1	1	
		F													
LIQUOR LAWS	22	M													
		F													
DRUNKENNESS	23	M													
		F													
DISORDERLY CONDUCT	24	M													
		F													
VAGRANCY	25	M													
		F													
ALL OTHER	26	M					1	3	4	4					
		F													
SUSPICION	27	M													
		F													
CURFEW	28	M													
		F													
RUN-AWAYS	29	M													
		F													
HUMAN TRAFFICKING/COMMERCIAL SEX ACTS	30	M													
		F													
HUMAN TRAFFICKING/INVOLUNTARY SERVITUDE	31	M													
		F													
TOTAL BY SEX		M			1	1	2	4	8	8			1		
		F			1				1						
GRAND TOTAL					2	1	2	4	9	8			1		

MONTHLY RETURN OF ARSON OFFENSES KNOWN TO LAW ENFORCEMENT

1 PROPERTY CLASSIFICATION	2 Offenses Reported or Known to Police (Include Unfounded and attempts)	3 Unfounded, i.e. False or Baseless Complaints	4 Number of Actual Offenses (Column 2 Minus Column 3) (Include Attempts)	5 Total Offenses Cleared by Arrest or Exceptional Means (Include Column 6)	6 Number of Clearances Involving Only Persons Under 18 Years of Age	7 Offenses Where Structures Uninhabited, Abandoned, or not Normally in Use	8 Estimated Value of Property Damage
STRUCTURAL							
A. Single Occupancy Residential: Houses, Townhouses, Duplexes, etc.							
B. Other Residential: Apartments, Tenements, Flats, Hotels, Motels, Inns, Dormitories, Boarding Houses, etc.							
C. Storage: Barns, Garages, Warehouses, etc.							
D. Industrial/Manufacturing:							
E. Other Commercial: Stores, Restaurants, Offices, etc.							
F. Community/Public: Churches, Jails, Schools, Colleges, Hospitals, etc.							
G. All Other Structure: Out Buildings, Monuments, Buildings Under Constructions, etc.							
TOTAL STRUCTURAL							
MOBILE							
H. Motor Vehicles: Automobiles, Trucks, Buses, Motorcycles, etc. UCR Definition	1		1				
I. Other Mobile Property: Trailers, Recreational Vehicles, Airplanes, Boats, etc.							
TOTAL MOBILE	1		1				
OTHER							
J. TOTAL OTHER Crops, Timber, Fences, Signs, etc.							
TOTAL OTHER							
GRAND TOTAL	1		1				

RETURN A - MONTHLY RETURN OF OFFENSES KNOWN TO POLICE

(1) Classification of Offense	(2) Offenses Reported	(3) Unfounded Offenses	(4) Actual Offenses	(5) Offenses Cleared	(6) Juveniles Only
CRIMINAL HOMICIDE					
MURDER/NONNEG MANSLAUGHTER					
MANSLAUGHTER BY NEGLIGENCE					
TOTAL					
RAPE					
RAPE					
ATTEMPTS TO COMMIT RAPE					
TOTAL					
ROBBERY					
FIREARM					
KNIFE/CUTTING INSTRUMENT					
OTHER DANGEROUS WEAPON					
STRONG-ARM (HANDS, FISTS)					
TOTAL					
ASSAULT					
FIREARM					
KNIFE OR CUTTING INSTRUMENT					
OTHER DANGEROUS WEAPON					
HANDS, FIST, FEET, AGGRAVATED					
OTHER ASSAULTS - SIMPLE	7		7	7	
TOTAL	7		7	7	
BURGLARY					
FORCIBLE ENTRY					
UNLAWFUL ENTRY - NO FORCE	1		1	1	
ATTEMPTED FORCIBLE ENTRY					
TOTAL	1		1	1	
LARCENY-THEFT					
THEFT (EX MOTOR VEHICLE)	17		17	3	
TOTAL	17		17	3	
MOTOR VEHICLE THEFT					
AUTOS	3	1	2	2	
TRUCKS AND BUSES	1		1		
OTHER VEHICLES					
TOTAL	4	1	3	2	
GRAND TOTAL	29	1	28	13	

PROPERTY STOLEN BY CLASSIFICATION

CLASSIFICATION OF OFFENSES	NUMBER ACTUAL OFFENSES	VALUE OF PROPERTY STOLEN
MURDER/NONNEG MANSLAUGHTER		
RAPE		
ROBBERY		
HIGHWAY (STREET, ALLEYS, ETC.)		
COMMERCIAL HOUSE		
GAS OR SERVICE STATION		
CONVENIENCE STORE		
RESIDENCE		
BANK		
MISCELLANEOUS		
TOTAL ROBBERY		
BURGLARY		
RESIDENCE (DWELLING)		
NIGHT (6PM-6AM)		
DAY (6AM-6PM)	1	
UNKNOWN		
NON-RESIDENCE (STORE ETC.)		
NIGHT (6PM-6AM)		
DAY (6AM-6PM)		
UNKNOWN		
TOTAL BURGLARY	1	
LARCENY-THEFT		
\$200 AND OVER	11	\$ 23,275
\$50 TO \$200	4	\$ 460
UNDER \$50	2	\$ 20
TOTAL	17	\$ 23,755
6X. NATURE OF LARCENIES UNDER ITEM 6		
POCKET-PICKING		
PURSE-SNATCHING		
SHOPLIFTING		
FROM MOTOR VEHICLE		
MOTOR VEHICLE PARTS & ACCESSORIES		
BICYCLES		
FROM BUILDING(EX C&H)	11	\$ 15,880
FROM COIN-OP MACHINES		
ALL OTHER	6	\$ 7,875
TOTAL LARCENY	17	\$ 23,755
MOTOR VEHICLE THEFT	3	\$ 16,000
STOLEN & RECOVERED LOCALLY		
STOLEN LOCALLY & RECOVERED OTHER		
TOTAL STOLEN OTHER & RECOVERED LOCAL		
STOLEN IN OTHER JURIS & RECOVERED LOCALLY		
TOTAL MOTOR VEHICLE THEFT	3	\$ 16,000
GRAND TOTAL	21	\$ 39,755

PROPERTY BY TYPE AND VALUE

Type of Property (1)	Monetary Value of Property Stolen in Your Jurisdiction	
	STOLEN (2)	RECOVERED (3)
CURRENCY, NOTES, ETC.	\$ 50	
JEWELRY & PRECIOUS METALS	\$ 10,000	
CLOTHING AND FURS		
LOCALLY STOLEN MOTOR VEHICLE	\$ 16,000	\$ 10,000
OFFICE EQUIPMENT		
TV, RADIOS, CAMERAS, ETC.		
FIREARMS		
HOUSEHOLD GOODS		
CONSUMABLE GOODS	\$ 480	\$ 20
LIVESTOCK		
MISCELLANEOUS	\$ 13,225	\$ 3,500
GRAND TOTAL	\$ 39,755	\$ 13,520

AGE, SEX AND RACE OF PERSONS ARRESTED
18 Years of age and over

CLASSIFICATIONS OF OFFENSES	UCR	SEX	AGE													TOT	RACE							
			18	19	20	21	22	23	24	25-29	30-34	35-39	40-44	45-49	50-54		55-59	60-64	65 OV	WHT	BLK	IND	ASN	PAC
MURDER/NONNEG MANSLAUGHTER	01A	M																						
		F																						
MANSLAUGHTER BY NEGLIGENCE	01B	M																						
		F																						
RAPE	02	M																						
		F																						
ROBBERY	03	M																						
		F																						
AGGRAVATED ASSAULT	04	M																						
		F																						
BURGLARY	05	M					1														1			
		F																						
LARCENY	06	M		1									1								2			
		F																						
MOTOR VEHICLE THEFT	07	M							2												2			
		F																						
OTHER ASSAULTS	08	M			1				3		1	1									4	3		
		F										1									1			
ARSON	09	M																						
		F																						
FORGERY	10	M																						
		F																						
FRAUD	11	M																			1			
		F							1												1			
EMBEZZLEMENT	12	M																						
		F																						
STOLEN PROPERTY	13	M																						
		F																						
VANDALISM	14	M							1		1										2	2		
		F												1						1				
WEAPONS	15	M																						
		F																						
PROSTITUTION AND COMMERCIALIZED VICE	16	M																						
		F																						
PROSTITUTION	16a	M																						
		F																						

AGE, SEX AND RACE OF PERSONS ARRESTED
18 Years of age and over

CLASSIFICATIONS OF OFFENSES	UCR	SEX	AGE													TOT	RACE							
			18	19	20	21	22	23	24	25-29	30-34	35-39	40-44	45-49	50-54		55-59	60-64	65 OV	WHT	BLK	IND	ASN	PAC
ASSISTING OR PROMOTING PROSTITUTION	16b	M																						
		F																						
PURCHASING PROSTITUTION	16c	M																						
		F																						
SEX OFFENSES	17	M																					1	
		F																						
DRUG/SALE/MAN	180	M																						
		F																						
NARCOTICS	180a	M																						
		F																						
MARIJUANA	180b	M																						
		F																						
SYNTHETIC NARC	180c	M																						
		F																						
OTHER/NON-NARC	180d	M																						
		F																						
DRUG/POSSESSION	185	M																						
		F																						
NARCOTICS	185e	M																						
		F																						
MARIJUANA	185f	M																						
		F																						
SYNTHETIC NARC	185g	M																						
		F																						
OTHER/NON-NARC	185h	M																						
		F																						
GAMBLING	19	M																						
		F																						
BOOKMAKING	19a	M																						
		F																						
NUMBERS	19b	M																						
		F																						
OTHER GAMBLING	19c	M																						
		F																						
FAMILY/CHILD	20	M																						
		F																						

AGE, SEX AND RACE OF PERSONS ARRESTED
18 Years of age and over

CLASSIFICATIONS OF OFFENSES	UCR	SEX	AGE													TOT	RACE								
			18	19	20	21	22	23	24	25-29	30-34	35-39	40-44	45-49	50-54		55-59	60-64	65 OV	WHT	BLK	IND	ASN	PAC	
DRIVING INFLUENCE	21	M									2				1	2			2	7	7		1		
		F																1		1					
LIQUOR LAWS	22	M																							
		F																							
DRUNKENNESS	23	M																							
		F																							
DISORDERLY CONDUCT	24	M																							
		F																							
VAGRANCY	25	M																							
		F																							
ALL OTHER	26	M	1				1			5					1				8	7		2			
		F															1		1						
SUSPICION	27	M																							
		F																							
HUMAN TRAFFICKING/COMMERCIAL SEX ACTS	30	M																							
		F																							
HUMAN TRAFFICKING/INVOLUNTARY SERVITUDE	31	M																							
		F																							
TOTAL BY SEX		M	1	1	1		2			13	1	2	2	1	3			2	29	25		9			
		F								1			1		1	1	1		5						
GRAND TOTAL			1	1	1		2			14	1	2	3	1	4	1	1	2	34	25		9			

AGE, SEX AND RACE OF PERSONS ARRESTED
under 18 Years of age

CLASSIFICATIONS OF OFFENSES	UCR	SEX	AGE						TOT	RACE				
			Under 10	10-12	13-14	15	16	17		WHT	BLK	IND	ASN	PAC
MURDER/NONNEG MANSLAUGHTER	01A	M												
		F												
MANSLAUGHTER BY NEGLIGENCE	01B	M												
		F												
RAPE	02	M												
		F												
ROBBERY	03	M												
		F												
AGGRAVATED ASSAULT	04	M												
		F												
BURGLARY	05	M												
		F												
LARCENY	06	M												
		F												
MOTOR VEHICLE THEFT	07	M												
		F												
OTHER ASSAULTS	08	M												
		F												
ARSON	09	M												
		F												
FORGERY	10	M												
		F												
FRAUD	11	M												
		F												
EMBEZZLEMENT	12	M												
		F												
STOLEN PROPERTY	13	M												
		F												
VANDALISM	14	M												
		F												
WEAPONS	15	M												
		F												
PROSTITUTION	16	M												
		F												
PROSTITUTION	16a	M												
		F												

AGE, SEX AND RACE OF PERSONS ARRESTED
under 18 Years of age

CLASSIFICATIONS OF OFFENSES	UCR	SEX	AGE						TOT	RACE				
			Under 10	10-12	13-14	15	16	17		WHT	BLK	IND	ASN	PAC
			ASSISTING OR PROMOTING PROSTITUTION	16b	M									
		F												
PURCHASING PROSTITUTION	16c	M												
		F												
SEX OFFENSES	17	M		1					1	1				
		F												
DRUG/SALE/MAN	180	M												
		F												
NARCOTICS	180a	M												
		F												
MARIJUANA	180b	M												
		F												
SYNTHETIC NARC	180c	M												
		F												
OTHER/NON-NARC	180d	M												
		F												
DRUG/POSSESSION	185	M												
		F												
NARCOTICS	185e	M												
		F												
MARIJUANA	185f	M												
		F												
SYNTHETIC NARC	185g	M												
		F												
OTHER/NON-NARC	185h	M												
		F												
GAMBLING	19	M												
		F												
BOOKMAKING	19a	M												
		F												
NUMBERS	19b	M												
		F												
OTHER GAMBLING	19c	M												
		F												
FAMILY/CHILD	20	M												
		F												

AGE, SEX AND RACE OF PERSONS ARRESTED
under 18 Years of age

CLASSIFICATIONS OF OFFENSES	UCR	SEX	AGE						TOT	RACE									
			Under 10	10-12	13-14	15	16	17		WHT	BLK	IND	ASN	PAC					
			DRIVING INFLUENCE	21	M														
		F																	
LIQUOR LAWS	22	M																	
		F																	
DRUNKENNESS	23	M																	
		F																	
DISORDERLY CONDUCT	24	M																	
		F																	
VAGRANCY	25	M																	
		F																	
ALL OTHER	26	M																	
		F																	
SUSPICION	27	M																	
		F																	
CURFEW	28	M																	
		F																	
RUN-AWAYS	29	M																	
		F																	
HUMAN TRAFFICKING/COMMERCIAL SEX ACTS	30	M																	
		F																	
HUMAN TRAFFICKING/INVOLUNTARY SERVITUDE	31	M																	
		F																	
TOTAL BY SEX		M		1					1		1								
		F																	
GRAND TOTAL				1					1		1								

Appendix: Offenses in Uniform Crime Reporting

The Uniform Crime Reporting (UCR) Program divides offenses into two groups, Part I and Part II crimes (offenses). Each month, participating law enforcement agencies submit information on the number of Part I offenses known to them; those offenses cleared by arrest or exceptional means; and the age, sex, and race of persons arrested for each of the offenses. Contributors provide only arrest data for Part II offenses.

The UCR Program collects data about Part I offenses in order to measure the level and scope of crime occurring throughout the Nation. The Program's founders chose these offenses because they are serious crimes, they occur with regularity in all areas of the country, and they are likely to be reported to police. Part I and Part II offenses are defined below.

Part I offenses:

Criminal homicide: a) Murder and non-negligent manslaughter: the willful (non-negligent) killing of one human being by another. Deaths caused by negligence, attempts to kill, assaults to kill, suicides, and accidental deaths are excluded. The Program classifies justifiable homicides separately and limits the definition to: (1) the killing of a felon by a law enforcement officer in the line of duty; or (2) the killing of a felon, during the commission of a felony, by a private citizen. b) Manslaughter by negligence: the killing of another person through gross negligence. Deaths of persons due to their own negligence, accidental deaths not resulting from gross negligence, and traffic fatalities are not included in the category Manslaughter by Negligence.

Rape (2013): Penetration, no matter how slight, of the vagina or anus with any body part or object, or oral penetration by a sex organ or another person, without consent of the victim. This definition includes either gender of victim or offender. This definition also includes instances in which the victim is incapable of giving consent because of temporary or permanent mental or physical incapacity (including due to the influence of drugs or alcohol) or because of age. Physical resistance is not required on the part of the victim to demonstrate lack of consent. Statutory offenses (no force used – victim under age of consent) are excluded.

Robbery: The taking or attempting to take anything of value from the care, custody, or control of a person or persons by force or threat of force or violence and/or by putting the victim in fear.

Aggravated assault: An unlawful attack by one person upon another for the purpose of inflicting severe or aggravated bodily injury. This type of assault usually is accompanied by the use of a weapon or by means likely to produce death or great bodily harm. Simple assaults are excluded.

Burglary (breaking or entering): The unlawful entry of a structure to commit a felony or a theft. Attempted forcible entry is included.

Larceny-theft (except motor vehicle theft): The unlawful taking, carrying, leading, or riding away of property from the possession or constructive possession of another. Examples are thefts of bicycles, motor vehicle parts and accessories, shoplifting, pocket-picking, or the stealing of any property or article that is not taken by force and violence or by fraud. Attempted larcenies are included. Embezzlement, confidence games, forgery, check fraud, etc., are excluded.

Motor vehicle theft: The theft or attempted theft of a motor vehicle. A motor vehicle is self-propelled and runs on land surface and not on rails. Motorboats, construction equipment, airplanes, and

farming equipment are specifically excluded from this category.

Arson: Any willful or malicious burning or attempt to burn, with or without intent to defraud, a dwelling house, public building, motor vehicle or aircraft, personal property of another, etc.

Human Trafficking – Commercial Sex Acts (2013): Inducing a person by force, fraud, or coercion to participate in commercial sex acts, or in which the person induced to perform such act(s) has not attained 18 years of age.

Human trafficking – involuntary servitude (2013): The obtaining of a person(s) through recruitment, harboring, transportation, or provision, and subjecting such persons by force, fraud, or coercion into involuntary servitude, peonage, debt bondage, or slavery (not to include commercial sex acts).

Part II offenses:

Other assaults (simple): Assaults and attempted assaults which are not of an aggravated nature and do not result in serious injury to the victim. Stalking, intimidation, coercion, and hazing are included.

Forgery and counterfeiting: The altering, copying or imitating of something, without authority or right, with the intent to deceive or defraud by passing the copy or thing altered or imitated as that which is the original or genuine; or the selling, buying, or possession of an altered, copied, or imitated thing with the intent to deceive or defraud. Attempts are included.

Fraud: The intentional perversion of the truth for the purpose of including another person or other entity in reliance upon it to part with something of value or to surrender a legal right. Fraudulent conversion and obtaining money or property by false pretenses. Confidence games and bad checks, except forgeries and counterfeiting, are included.

Embezzlement: The unlawful misappropriation or misapplication by an offender to his/her own use or purpose of money, property, or some other thing of value entrusted to his/her care, custody, or control.

Stolen property (buying, receiving, possessing): Buying, receiving, possessing, selling, concealing, or transporting any property with the knowledge that it has been unlawfully taken, as by burglary, embezzlement, fraud, larceny, robbery, etc. Attempts are included.

Vandalism: To willfully or maliciously destroy, injure, disfigure, or deface any public or private property, real or personal, without the consent of the owner or person having custody or control by cutting, tearing, breaking, marking, painting, drawing, covering with filth, or any other such means as may be specified by local law. Attempts are included.

Weapons (carrying, possessing, etc.): The violation of laws or ordinances prohibiting the manufacture, sale purchase, transportation, possession, concealment, or use of firearms, cutting instruments, explosives, incendiary devices, or other deadly weapons. Attempts are included.

Prostitution and commercialized vice: The unlawful promotion of or participation in sexual activities for profit, including attempts.

Assisting and promoting prostitution (2013): Soliciting customers or transporting person for prostitution purposes, to own, manage, or operate a dwelling for the purpose of providing a place where prostitution is performed, or to otherwise assist or promote prostitution.

Purchasing prostitution (2013): Purchasing or trading anything of value for commercial sex acts.

Sex offenses (except rape, prostitution, and commercialized vice): Offenses against chastity, common decency, morals, and the like. Incest, indecent exposure, and statutory rape are included. Attempts are included.

Drug abuse violation: The violation of laws prohibiting the production, distribution, and/or use of certain controlled substances. The unlawful cultivation, manufacture, distribution, sale, purchase, use, possession, transportation, or importation of any controlled drug or narcotic substance. Arrests for violations of state and local laws, specifically those relating to the unlawful possession, sale, use, growing, manufacturing and making of narcotic drugs. The following drug categories are specified: opium or cocaine and their derivatives (morphine, hero-in, codeine); marijuana; synthetic narcotics – manufactured narcotics that can cause true addiction (demerol, methadone); and dangerous non-narcotic drugs (barbiturates, benzedrine).

Gambling: To unlawfully bet or wager money or something else of value; assist, promote, or operate a game of chance for money or some other stake; possess or transmit wagering information; manufacture, sell, purchase, possess, or transport gambling equipment, devices, or goods; or tamper with the outcome of a sporting event or contest to gain a gambling advantage.

Offenses against family and children: Unlawful nonviolent acts by a family member (or legal guardian) that threaten the physical, mental, or economic well-being or morals or another family member and are not classifiable as other offenses, such as Assault or Sex Offenses. Attempts are included.

Driving under the influence: Driving or operating a motor vehicle or common carrier while mentally or physically impaired as the result of consuming an alcoholic beverage or using a drug or narcotic.

Liquor laws: The violation of state or local laws or ordinances prohibiting the manufacture, sale, purchase, transportation, possession, or use of alcoholic beverages, not including driving under the influence and drunkenness. Federal violations are excluded.

Drunkenness: To drink alcoholic beverages to the extent that one's mental faculties and physical

coordination are substantially impaired. Driving under the influence is excluded.

Disorderly conduct: Any behavior that tends to disturb the public peace or decorum, scandalizes the community, or shock the public sense of morality.

Vagrancy: The violation of a court order, regulation, ordinance, or law requiring the withdrawal of persons from the streets or other specified areas; prohibiting persons from remaining in an area or place in an idle or aimless manner; or prohibiting persons from going from place to place without visible means of support.

All other offenses: All violations of state or local laws not specifically identified as Part I or Part II offenses, except traffic violations.

Suspicion: Arrested for no specific offense and released without formal charges being placed.

Curfew and loitering laws (persons under age 18): Violations by juveniles of local curfew or loitering ordinances.

Runaways (persons under age 18): Limited to juveniles taken into protective custody under the provisions of local statutes.