



Felony Level Sex Offenses

2022

Crime in Alaska Supplemental Report

Prepared By: June Younkins
Division of Statewide Services
Criminal Records & Identification Bureau
Paula Davis, Bureau Chief

Table of Contents

Program Overview	3
2022 Statewide Summary.....	4
Northern Alaska	5
Western Alaska	6
Southcentral Alaska.....	7
Southeast Alaska	8
Anchorage Alaska.....	9
Specialized State Agencies	10
Rate of Incidents	11
Reported Victim Demographics	12
Reported Suspect Demographics	13
Population Comparison	14
Reported Victim Suspect Racial Comparison.....	15
Victims 0-10 Years Old.....	16
Victims 11-17 Years Old.....	17
2022 Relationship of Victim to Suspect.....	18
Reported Supplemental Data.....	19
Reported Statutory Offenses.....	20
References & Further Reading.....	21

2022 FELONY LEVEL SEX OFFENSES

Program Overview

The Department of Public Safety (DPS) is tasked with collecting information on felony level sex offenses reported to state and local law enforcement agencies, as defined by Alaska Statute (AS) 12.63.100, and as required by AS 12.62.130. This is a required reporting program for state and local law enforcement agencies and is in addition to the requirements for Uniform Crime Reporting (UCR).

The Felony Sex Offense (FSO) database is a repository maintained by DPS for state and local law enforcement agencies to record reports of felony level sex offenses within their jurisdiction based on State of Alaska statutes. Data elements collected include victim and suspect demographics, victim/suspect relationships, offense location, weapon type used, and the associated statute violation.

Caution should be exercised in comparing data between Felony Sex Offense statistics, Uniform Crime Reporting, and the Alaska Victimization Survey; they are separate data collection efforts with different methodologies in aggregating incidents, offenses, and victims.

The [Uniform Crime Reporting \(UCR\) Program](#) is a nationwide cooperative effort by federal, state, city, county, and tribal law enforcement agencies to report data on crimes reported in their jurisdiction. The national program is managed and maintained by the Federal Bureau of Investigation (FBI). Since June of 1982, the DPS has administered the UCR Program for the State of Alaska. Historically, Alaska reported UCR data under the Summary Reporting System (SRS) which provided a summarized listing of the most serious offenses reported to law enforcement. The FBI sunset the SRS format in 2021 and required agencies to submit in the more robust National Incident Based Reporting System (NIBRS). Because all agencies in Alaska were not able to complete the transition to NIBRS yet, the Crime in Alaska publication for 2022 was prepared converting NIBRS data to the SRS format in order to compile statewide statistics and historical trends. The data conversion was done following the

technical guidelines set by the FBI. A separate NIBRS publication with partial statewide data will be published at a later date. In the most recent [Crime in Alaska](#) report, the number of reported rape¹ offenses shows a 5.9% percent decrease in offenses reported to law enforcement from 2021 to 2022.

In 2009, the Alaska Senate Judiciary Committee tasked the legislature to fund a victimization survey to determine the rate of both reported and unreported sexual assaults in Alaska. [The Alaska Victimization Survey](#) (AVS) is conducted by the University of Alaska Anchorage Justice Center, with oversight by the Council on Domestic Violence and Sexual Assault (CDVSA), a council within DPS. The survey is modeled after the national survey conducted by the Centers for Disease Control and Prevention. The AVS is comprised of a telephone survey of adult women aged 18 and over; the UCR program and the FSO database collect all offense and incident information reported to law enforcement. Noting this difference in data collection methodology, the most recent AVS results from 2020 show an increase in intimate partner and sexual violence since 2015.

It is important to note the incidents reported to the FSO program through 2022 were documented at the initial reporting stage of the investigation by law enforcement. Agencies were instructed to report information when a felony level sex offense became known to law enforcement. The FSO database was not originally intended to track the life cycle of an incident, but to provide insight into the volume and type of sex offenses being reported to law enforcement.

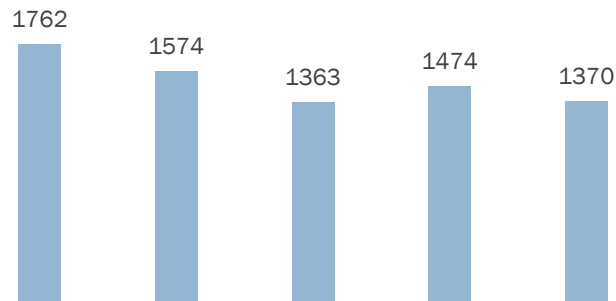
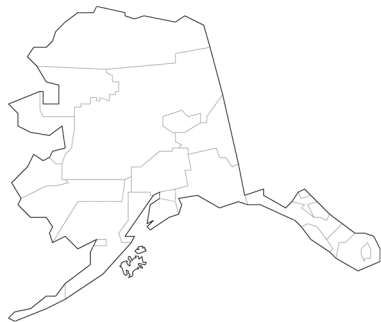
Additionally, some data elements of a reportable incident are optional and not all incidents include location, weapon, relationship, or victim/suspect demographics. A single incident may also involve multiple victims or offenders, as well as multiple statute violations.

This is the eighth year that findings from this database have been published.

¹ The FBI UCR Program defines the SRS offense of rape as "penetration, no matter how slight, of the vagina or anus with any body part or object, or oral penetration by a sex organ of another person, without the consent of the victim."

FELONY SEX OFFENSE FINDINGS

2022 Statewide Summary



Statewide	2018	2019	2020	2021	2022
Total Incidents	1762	1574	1363	1474	1370
Victims Reported ¹	1850	1645	1309	1519	1435
Suspects Reported ¹	1789	1641	1359	1433	1370

2022 Quick Facts

> Reports of felony level sex offense incidents decreased 7.1% in 2022 compared to 2021, and the number of reported victims decreased 5.5%.

> The region of Western Alaska reported the highest rate of felony level sex offense incidents statewide, while Southcentral Alaska, which excludes Anchorage, reported the lowest rate.

> 59.3% of all reported victims were juveniles.

> Victims under the age of 11 reported being assaulted by a family member in nearly 70% of reported offenses. A family member for this age group includes siblings, parents, grandparents, and other family relationships.

> American Indian or Alaska Native females were reported to have the highest victimization rate of any gender or racial group, comprising 50.7% of reported victims.

> The median age of female victims was 16, while the most common age was 15.

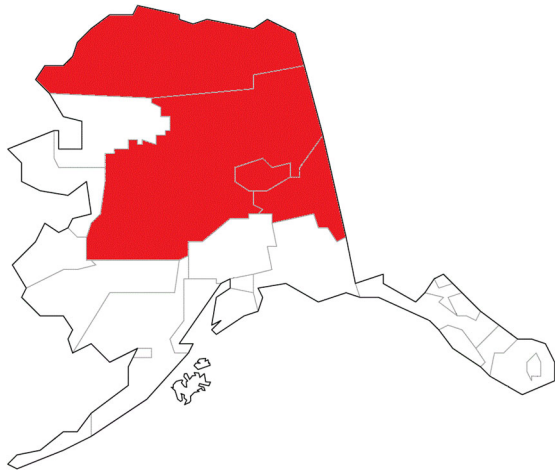
> The median age of male victims was 12, while the most common age was 7.

> In the reported relationships between the victims and suspects, 8.5% identified the suspect as a stranger. With victims under 11 years old, 8.0% of the relationships involved a stranger, whereas 12.4% of victims aged 18 and over reported the suspect was a stranger.

¹ Not all reported incidents contained victim and/or suspect demographics and some incidents involved multiple victims and/or multiple suspects.

2022 FELONY SEX OFFENSES BY GEOGRAPHIC AREA

Northern Alaska



15

Most Common Victim Age

20

Most Common Suspect Age

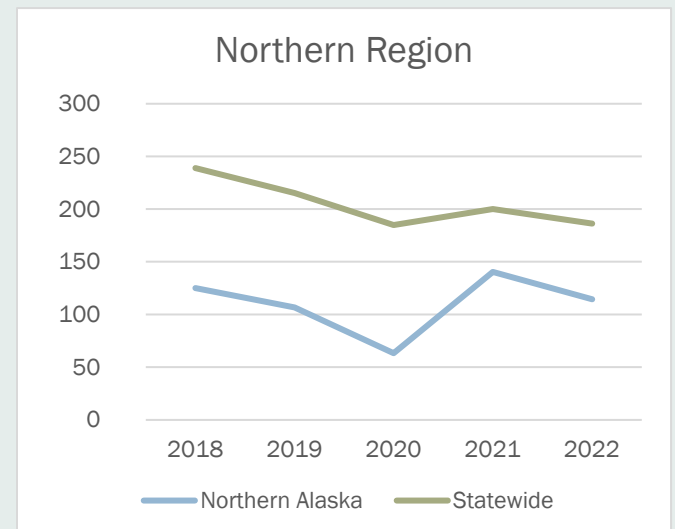
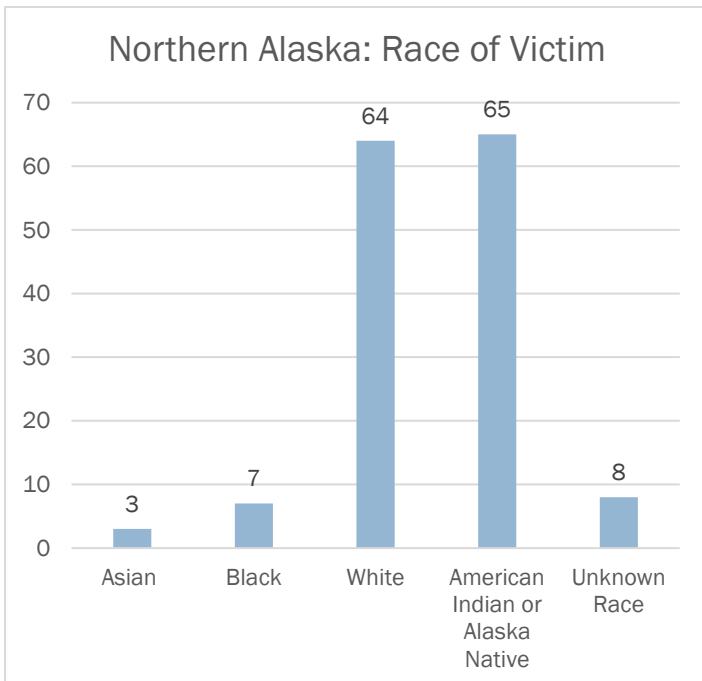
Population (122,483) Includes:

- Denali Borough
- Fairbanks North Star Borough
- North Slope Borough
- Southeast Fairbanks Census Area
- Yukon-Koyukuk Census Area

Reporting Agencies

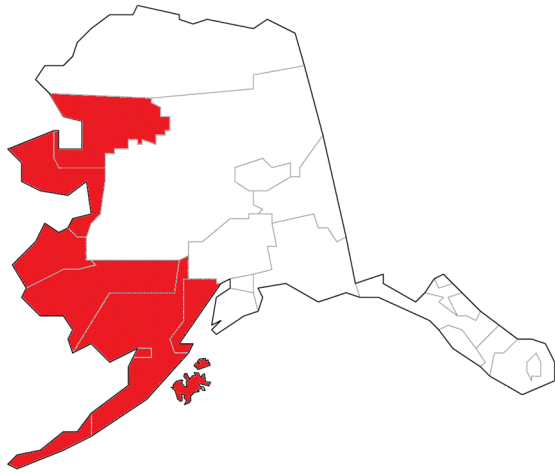
- Alaska State Troopers D Detachment (servicing Utqiagvik, Cantwell, Delta Junction, Fairbanks, Galena, Healy, Nenana, Northway, Tok)
- Fairbanks Airport Police Department
- Fairbanks Police Department
- North Pole Police Department
- North Slope Borough Police Department
- University of Alaska Fairbanks Police Department

Rate Per 100,000 Population of Felony Level Sex Offenses:



2022 FELONY SEX OFFENSES BY GEOGRAPHIC AREA

Western Alaska



14

Most Common Victim Age

18

Most Common Suspect Age

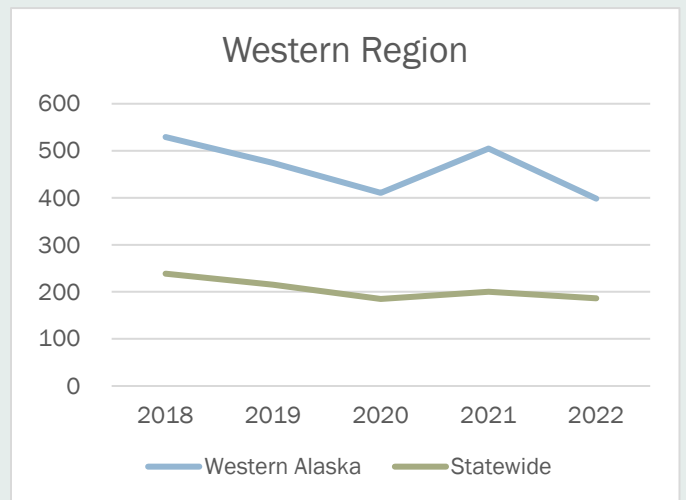
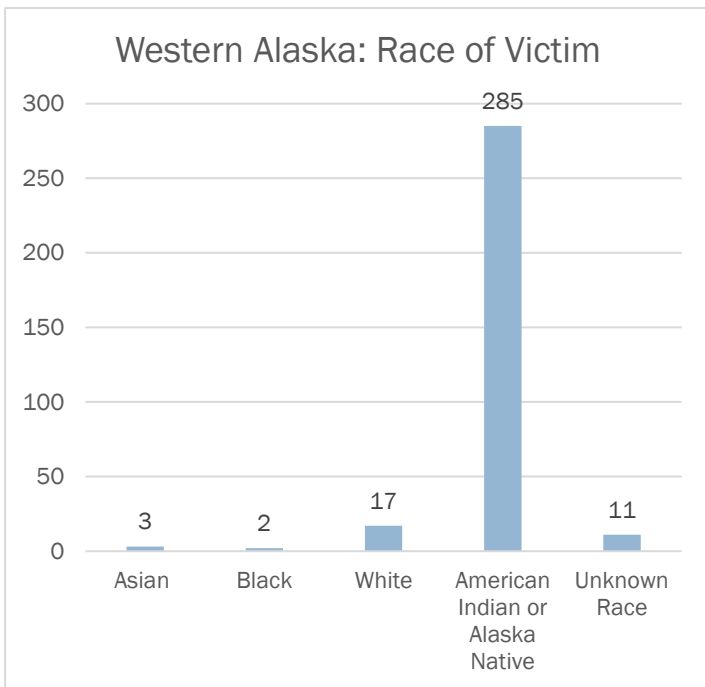
Population (73,326) Includes:

- Aleutians East Borough
- Aleutians West Census Area
- Bethel Census Area
- Bristol Bay Borough
- Dillingham Census Area
- Kodiak Island Borough
- Kusilvak Census Area
- Lake and Peninsula Borough
- Nome Census Area
- Northwest Arctic Borough

Reporting Agencies:

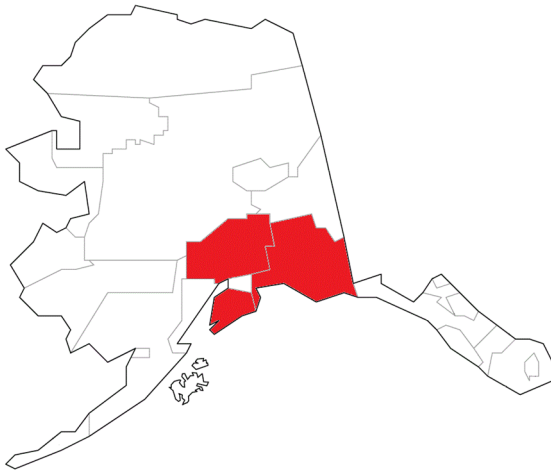
- Alaska State Troopers C Detachment (servicing Aniak, Bethel, Dillingham, Emmonak, Iliamna, King Salmon, Kodiak, Kotzebue, McGrath, Nome, St. Mary's, Selawik, Unalakleet)
- Bethel Police Department
- Bristol Bay Borough Police Department
- Kodiak Police Department
- Kotzebue Police Department
- Nome Police Department
- Unalaska Police Department

Rates Per 100,000 Population of Felony Level Sex Offenses:



2022 FELONY SEX OFFENSES BY GEOGRAPHIC AREA

Southcentral Alaska¹



15

Most Common Victim Age

14

Most Common Suspect Age

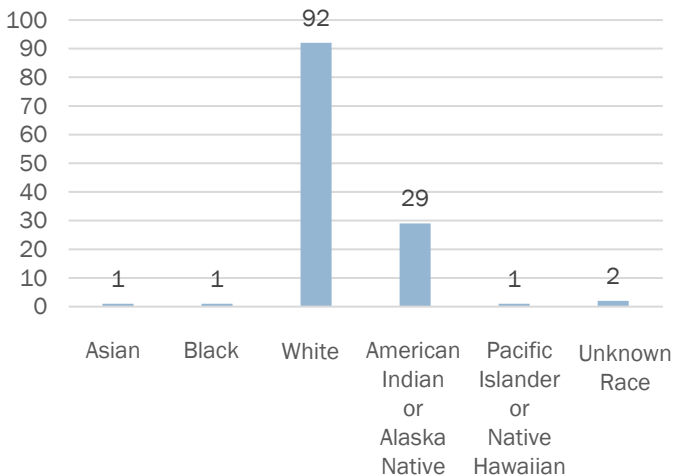
Population (175,168) Includes:

- Kenai Peninsula Borough
- Matanuska-Susitna Borough
- Copper River/Valdez-Cordova
- Chugach Census Area

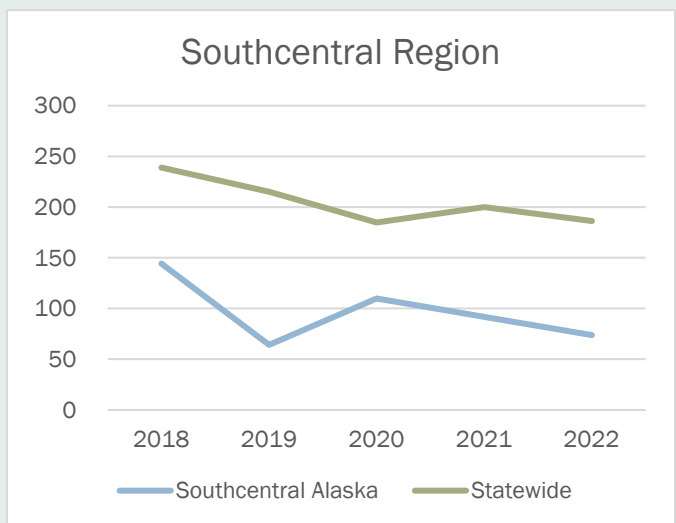
Reporting Agencies:

- Alaska State Troopers E Detachment (servicing Anchor Point, Cooper Landing, Ninilchik, Seward, Soldotna)
- Alaska State Troopers B Detachment (servicing Mat-Su Valley, Glennallen, and the Copper River Region)
- Cordova Police Department
- Homer Police Department
- Kenai Police Department
- Palmer Police Department
- Seward Police Department
- Soldotna Police Department
- Valdez Police Department
- Wasilla Police Department

Southcentral Alaska: Race of Victim



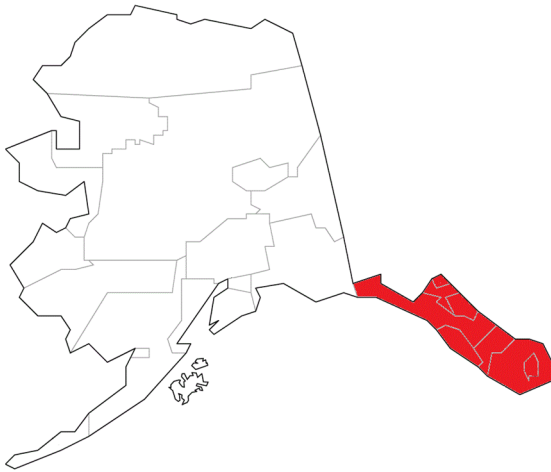
Rates Per 100,000 Population of Felony Level Sex Offenses:



¹ Detachment 'E' has been consolidated for management purposes under Detachment A as Detachment A-South, but all incidents occurring in this geographic area are still reported under Southcentral Alaska.

2022 FELONY SEX OFFENSES BY GEOGRAPHIC AREA

Southeast Alaska



16

Most Common Victim Age

32

Most Common Suspect Age

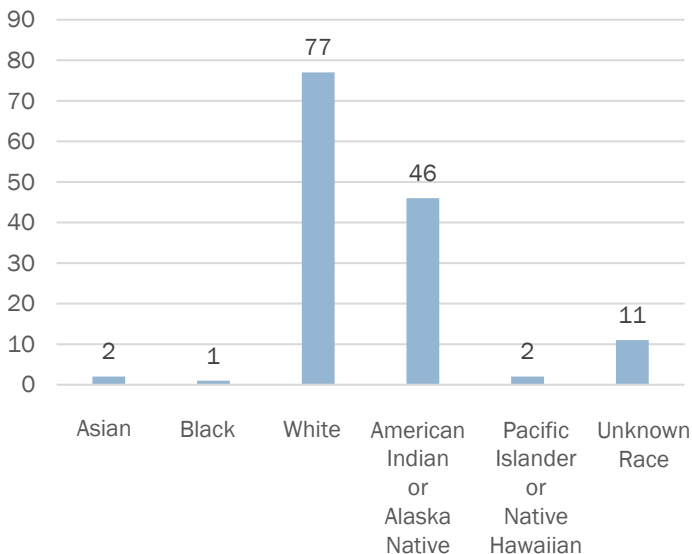
Population (72,429) Includes:

- Haines Borough
- Hoonah-Angoon Census Area
- Juneau City and Borough
- Ketchikan Gateway Borough
- Petersburg Borough
- Prince of Wales-Hyder Census Area
- Sitka City and Borough
- Skagway Municipality
- Wrangell City and Borough
- Yakutat City and Borough

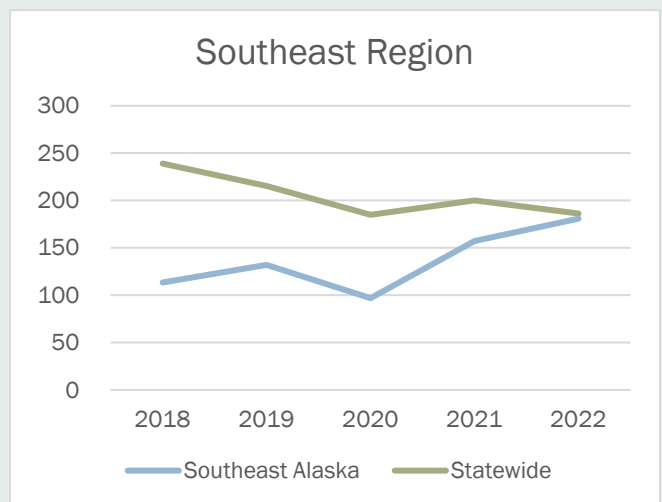
Reporting Agencies:

- Alaska State Troopers A Detachment (servicing Haines, Juneau, Klawock, Ketchikan, Petersburg)
- Craig Police Department
- Haines Police Department
- Juneau Police Department
- Ketchikan Police Department
- Petersburg Police Department
- Sitka Police Department
- Skagway Police Department
- Wrangell Police Department

Southeast Alaska: Race of Victim

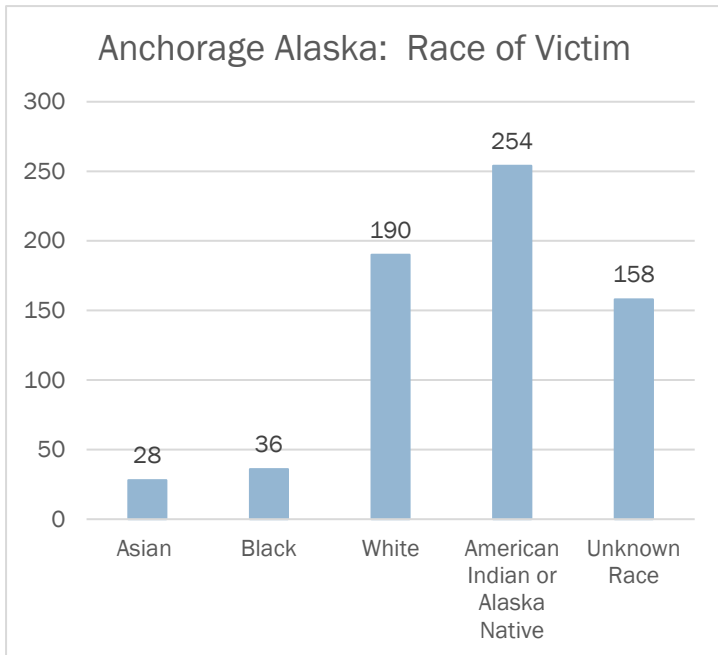
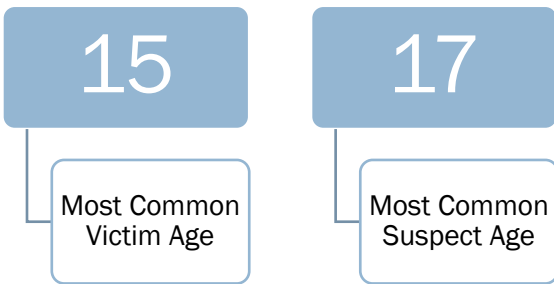
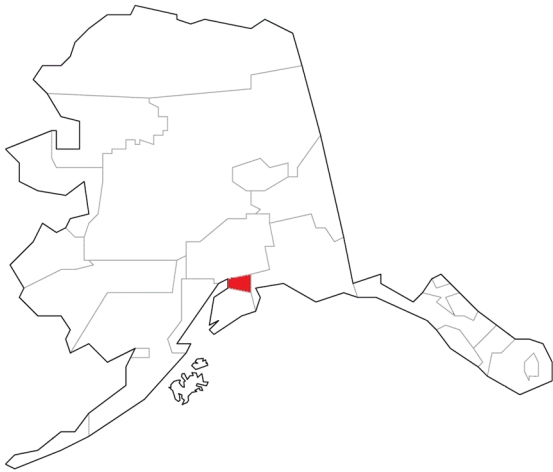


Rates Per 100,000 Population of Felony Level Sex Offenses:



2022 FELONY SEX OFFENSES BY GEOGRAPHIC AREA

Anchorage Alaska



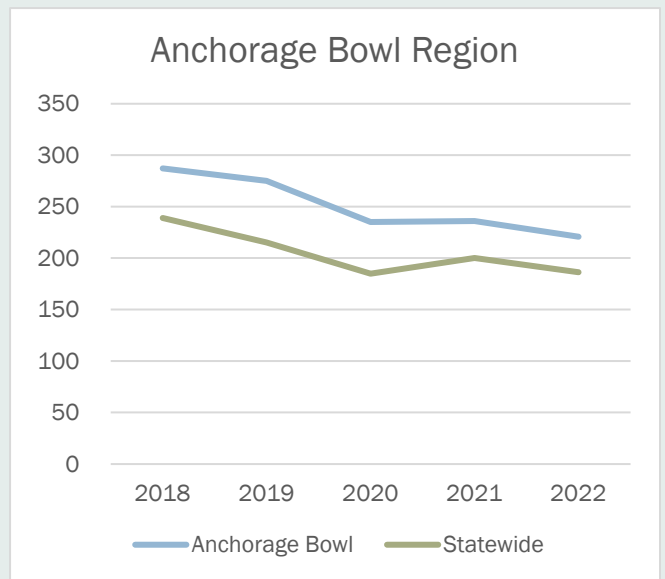
Population (292,545) Includes:

- Anchorage Municipality¹

Reporting Agencies:

- Anchorage Airport Police & Fire Department
- Anchorage Police Department
- University of Alaska Anchorage Police Department

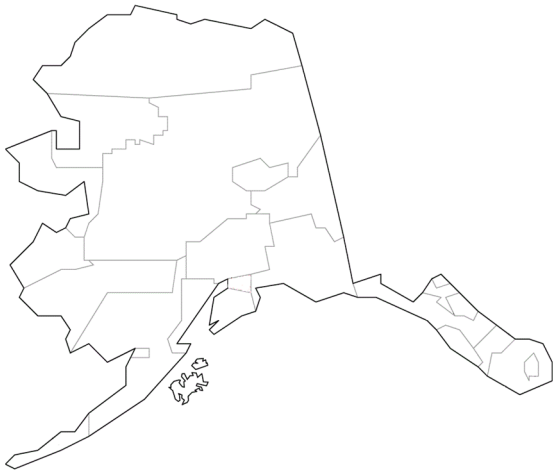
Rates Per 100,000 Population of Felony Level Sex Offenses:



¹ The populations of Girdwood, Eagle River, and Chugiak are included in the total population of the Anchorage Municipality. The Girdwood area is serviced by Whittier Police Department who did not contribute to this data collection, while Eagle River and Chugiak are serviced by the Anchorage Police Department who contributed to the data collection.

2022 FELONY SEX OFFENSES BY GEOGRAPHIC AREA

Specialized State Agencies



17

Most Common Victim Age

15

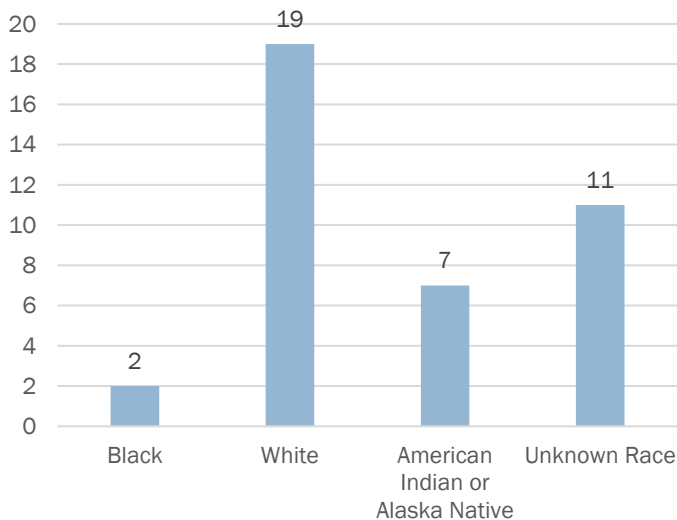
Most Common Suspect Age

Specialized Agencies

- Alaska State Troopers, Alaska Bureau of Investigation
- Alaska State Troopers, Village Public Safety Officer Program
- Alaska Wildlife Troopers

These agencies provide service statewide and do not represent a specified population; therefore, a crime rate is not calculated for these agencies.

Specialized Agencies: Race of Victim



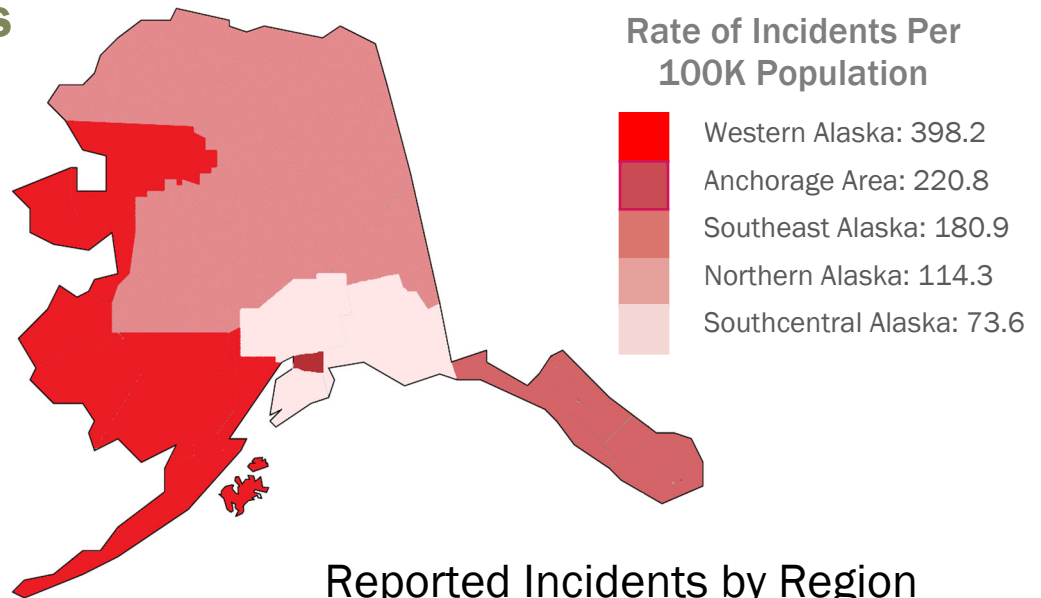
2022 VOLUME AND RATE OF FELONY SEX OFFENSES

Rate of Incidents

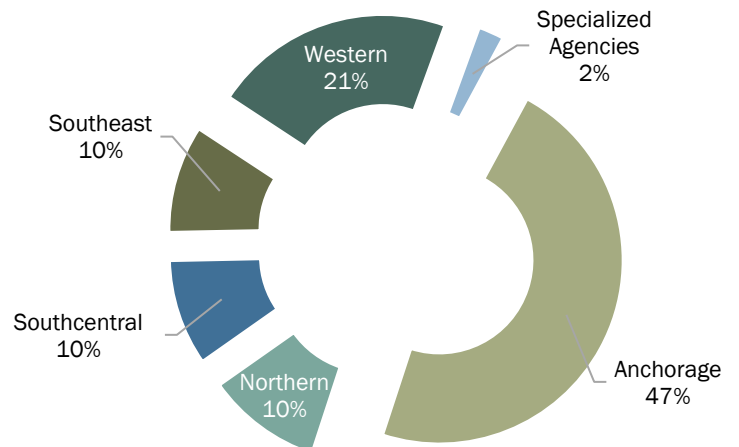
While agencies in the Anchorage area reported the highest volume of incidents (47% of the state total), the Western Alaska region reported the highest rate of incidents based on population.

Both the Anchorage Bowl and Western Alaska have reported rates higher than the statewide rate.

Southcentral Alaska reported the lowest rate of any region statewide and reported the fewest number of incidents statewide (excluding the Specialized Agencies).



Reported Incidents by Region



Region	2022 Incidents	2021 Population ¹	Rate per 100K Population
Anchorage Bowl	646	292,545	220.8
Western Alaska	292	73,326	398.2
Southcentral Alaska	129	175,168	73.6
Northern Alaska	140	122,483	114.3
Southeast Alaska	131	72,429	180.9
Specialized Agencies	32	n/a ²	
Statewide Total	1,370	735,951	186.2

¹ Source: [U.S. Census Bureau 2021 American Community Survey 5-Year Estimates](#); 2022 estimates not available at the time of this publication.

² These agencies provide service statewide and do not represent a specified population; therefore, a crime rate is not calculated for these agencies.

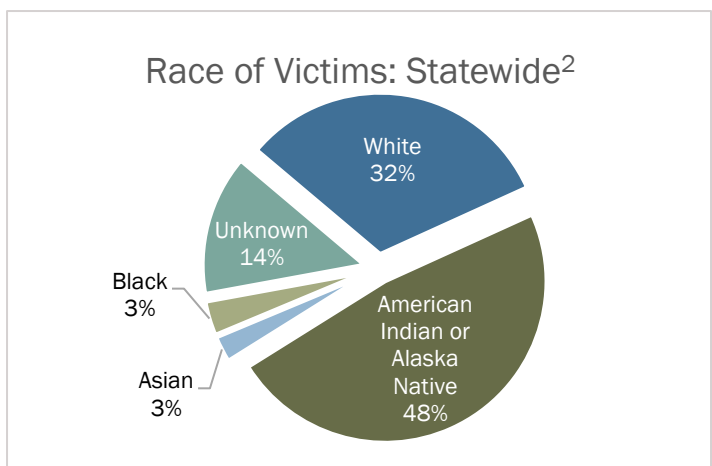
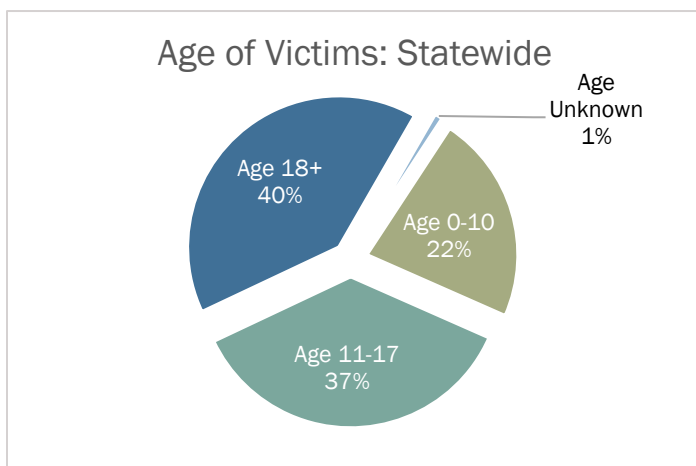
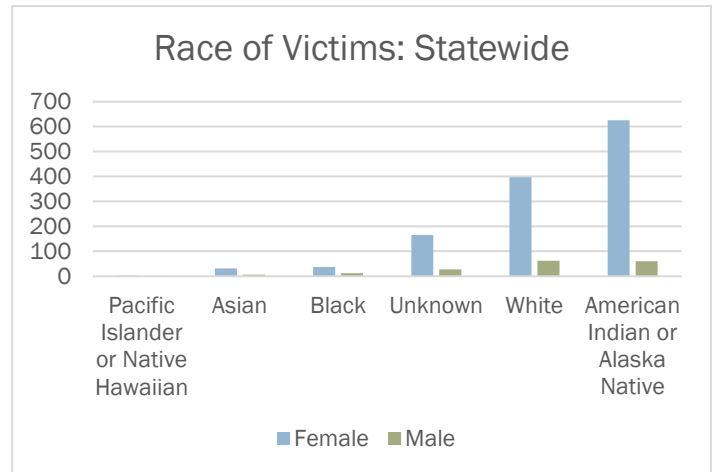
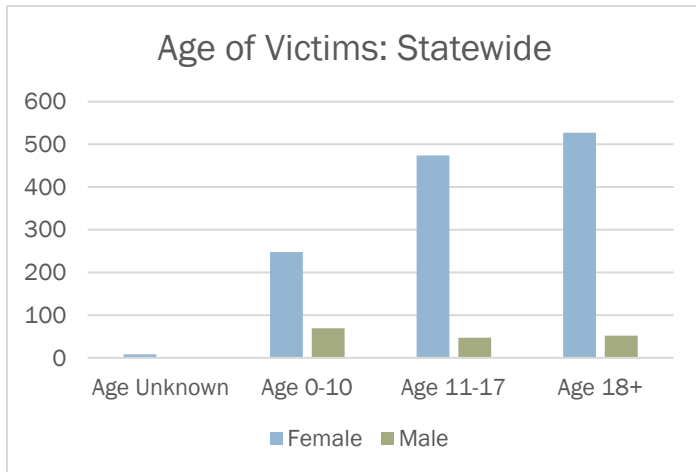
2022 VICTIM INFORMATION¹

Reported Victim Demographics

Victim Race	Female	Male	Unknown Sex
American Indian or Alaska Native	625	60	1
White	397	62	0
Race Unknown	165	27	9
Black	37	12	0
Asian	31	6	0
Pacific Islander or Native Hawaiian	2	1	0
Victim Age Group	Female	Male	Unknown Sex
Age Unknown	8	0	5
Age 0-10	248	69	4
Age 11-17	474	47	1
Age 18+	527	52	0

The median age of female victims statewide was **16** years old, while the most common age was **15**.

The median age of male victims statewide was **12** years old, while the most common age was **7**.



¹ Not all reported incidents included victim information, and some incidents involved multiple victims.

² Graph does not depict Pacific Islander or Native Hawaiian victims as the percentage was statistically negligible.

2022 SUSPECT INFORMATION¹

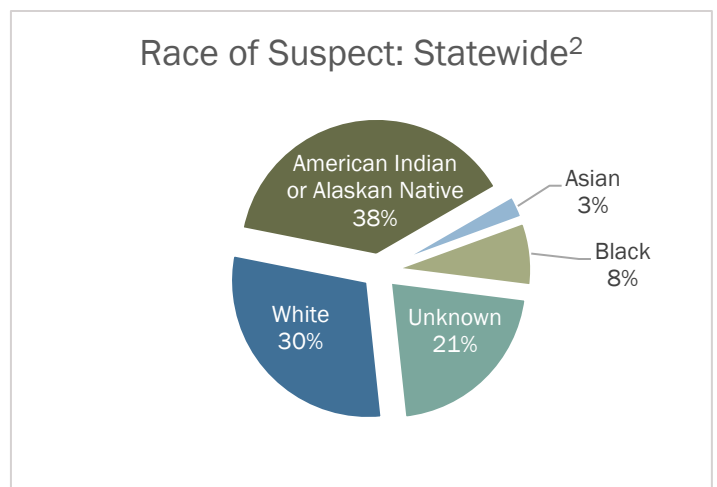
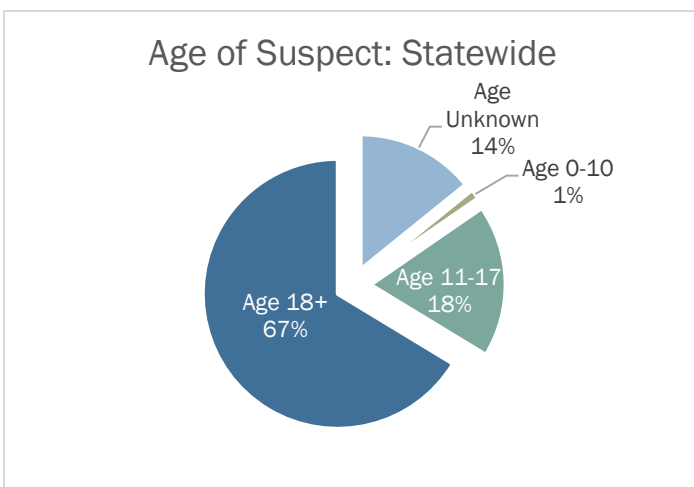
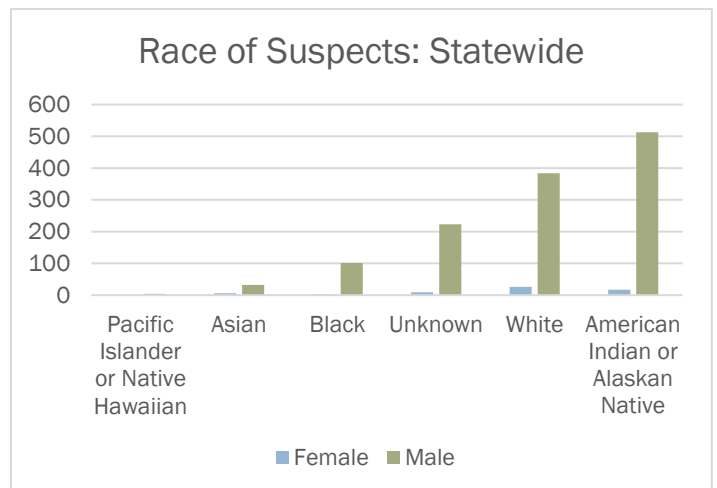
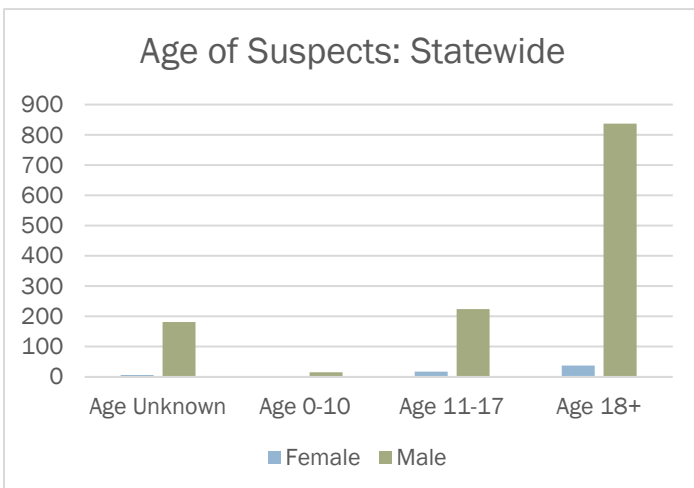
Reported Suspect Demographics

Suspect Race	Female	Male	Unknown Sex
American Indian or Alaska Native	17	513	0
White	26	384	2
Race Unknown	9	223	49
Black	3	101	1
Asian	6	32	0
Pacific Islander or Native Hawaiian	0	4	0

Suspect Age	Female	Male	Unknown Sex
Age Unknown	6	181	50
Age 0-10	1	15	1
Age 11-17	17	224	1
Age 18+	37	837	0

The median age of all male suspects was **30** years old, while the most common age was **17**.

Alaska Native males comprised 49.6% and white males comprised 37.1% of reported male suspects with an identified race; suspect race was unknown in 17.7% of reported male suspects.

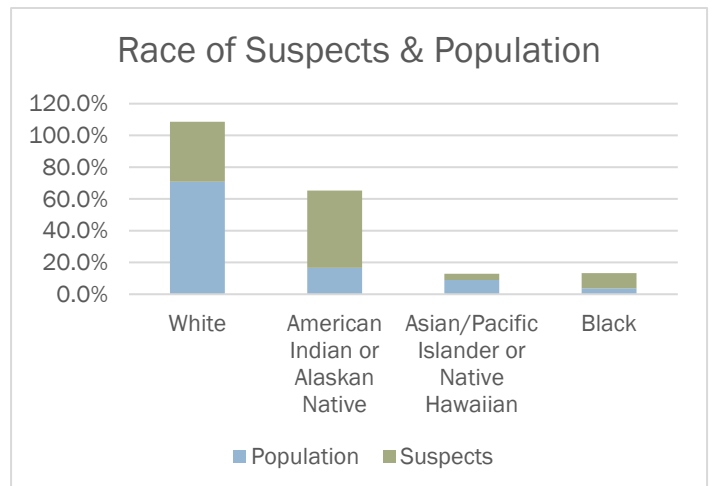
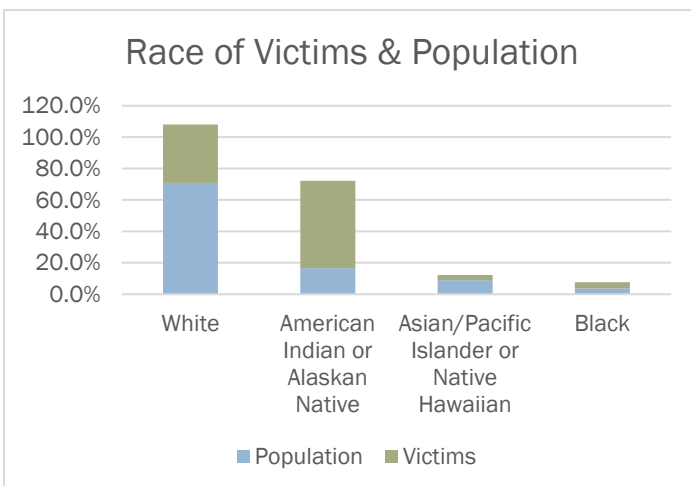
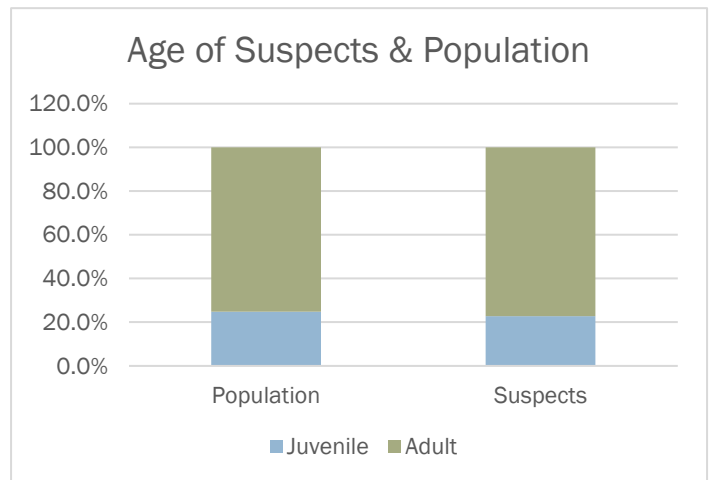
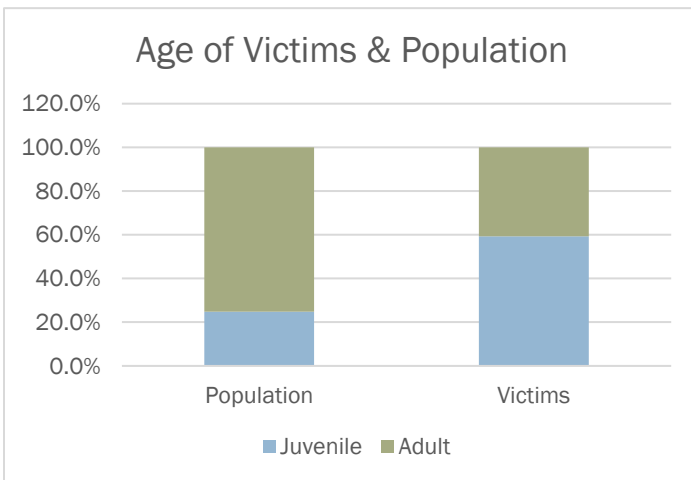
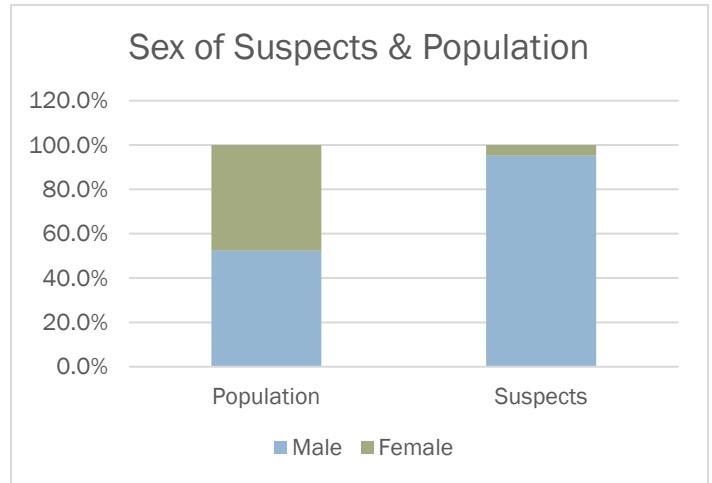


¹ Not all reported incidents included suspect information, and some incidents involved multiple suspects.

² Graph does not depict Pacific Islander or Native Hawaiian victims as the percentage was statistically negligible.

2022 VICTIMS & SUSPECTS RELATED TO POPULATION¹

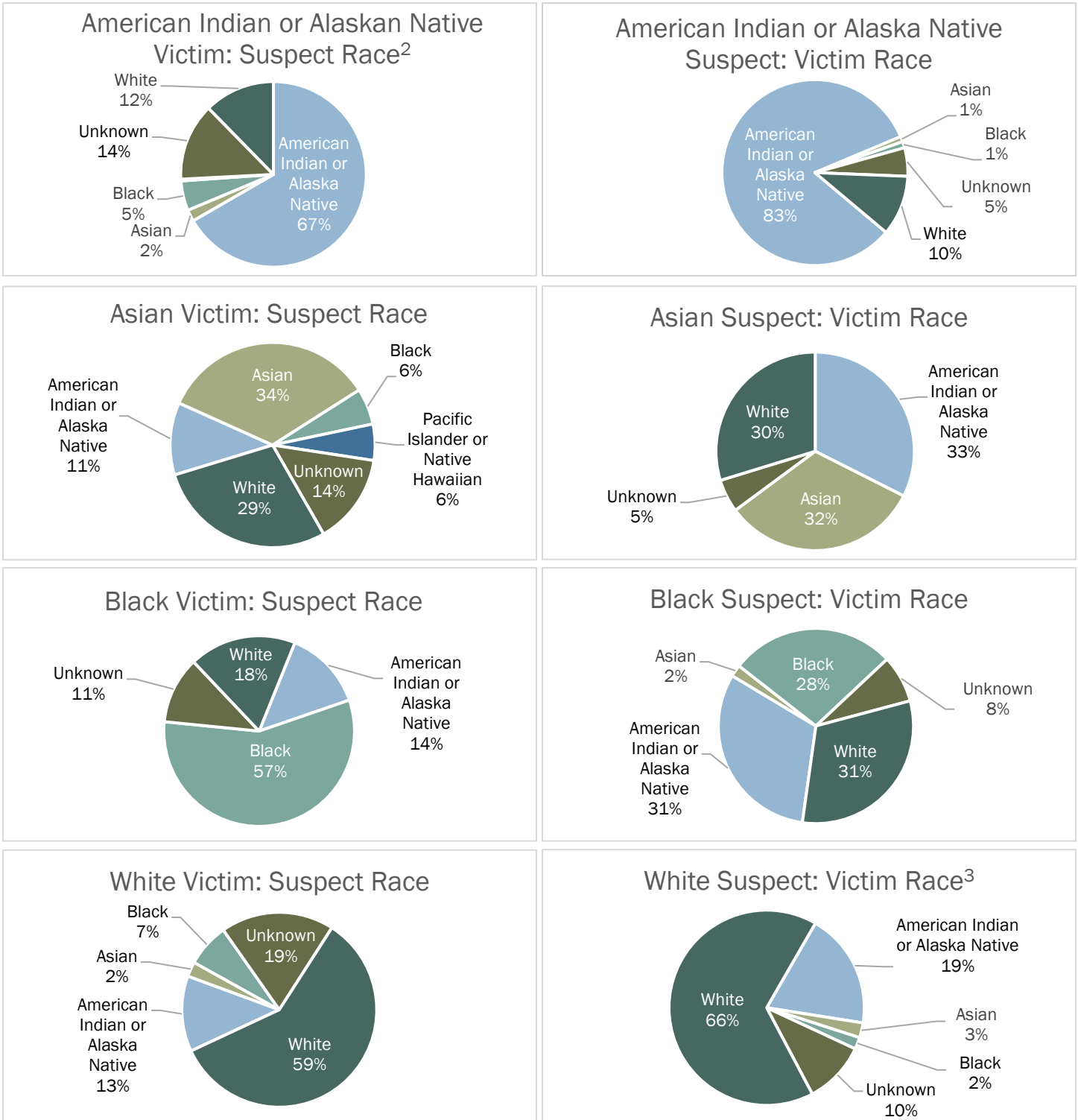
Population Comparison



¹ Population demographics from [U.S. Census Bureau 2021 American Community Survey 5-Year Estimates](#); Percentages of race for population does not equal 100.0% to account for multi-race individuals. The Felony Sex Offense (FSO) guidelines advises reporting agencies to report a single race code per individual.

2022 VICTIM/SUSPECT RACIAL RELATIONSHIPS¹

Reported Victim Suspect Racial Comparison



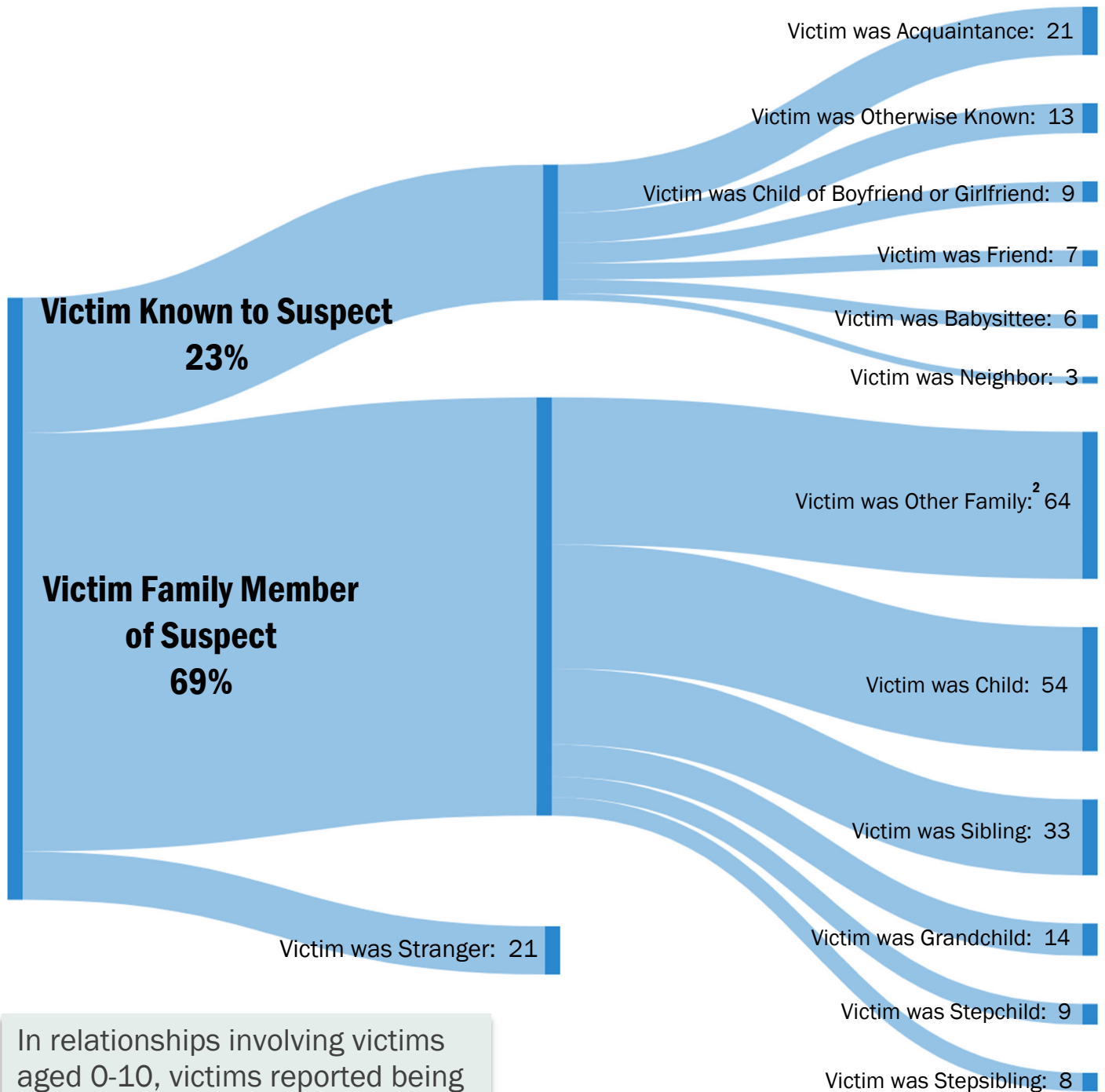
¹ Not all reported incidents included suspect or victim demographics, and some incidents included multiple suspects or victims. Race of suspect for victims with unknown race not included, and race of victims for suspect with unknown race not included.

² Graph does not depict Pacific Islander suspects as the percentage was statistically negligible.

³ Graph does not depict Pacific Islander victims as the percentage was statistically negligible.

2022 RELATIONSHIP OF VICTIM TO SUSPECT¹

Victims 0-10 Years Old



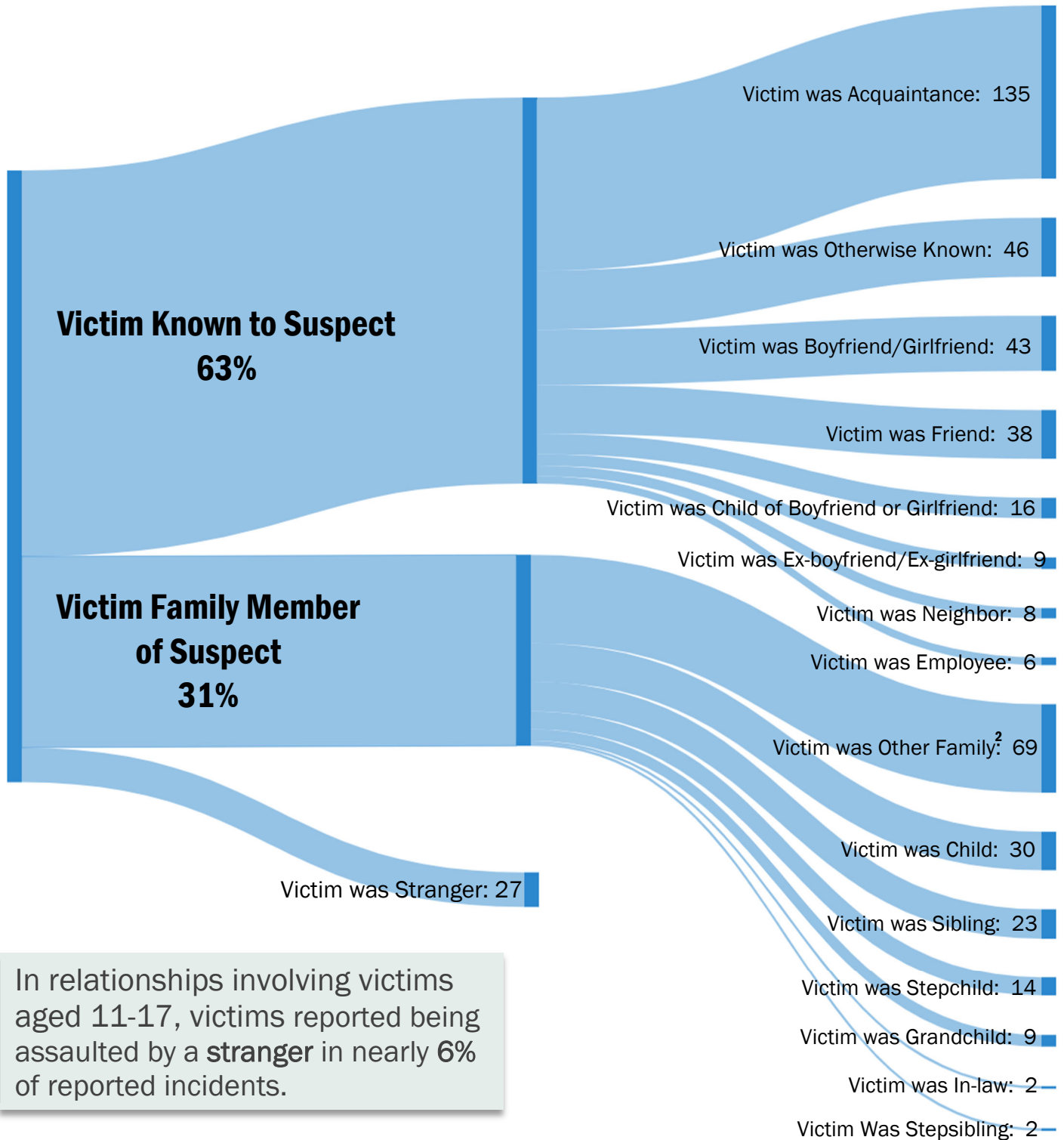
In relationships involving victims aged 0-10, victims reported being assaulted by a **stranger** in **8%** of reported incidents.

¹ Not all reported incidents included relationship data. The number of relationships will not equal the number of victims or incidents; with incidents in which multiple victims or suspects are involved, each victim-suspect pair is counted, resulting in more relationships than victims or suspects.

² For purposes of this publication, "Other Family" is defined as any familial relationship excluding a child/parent, grandchild/grandparent, stepchild/stepparent, sibling/step sibling, spouse, or in-law.

2022 RELATIONSHIP OF VICTIM TO SUSPECT¹

Victims 11-17 Years Old



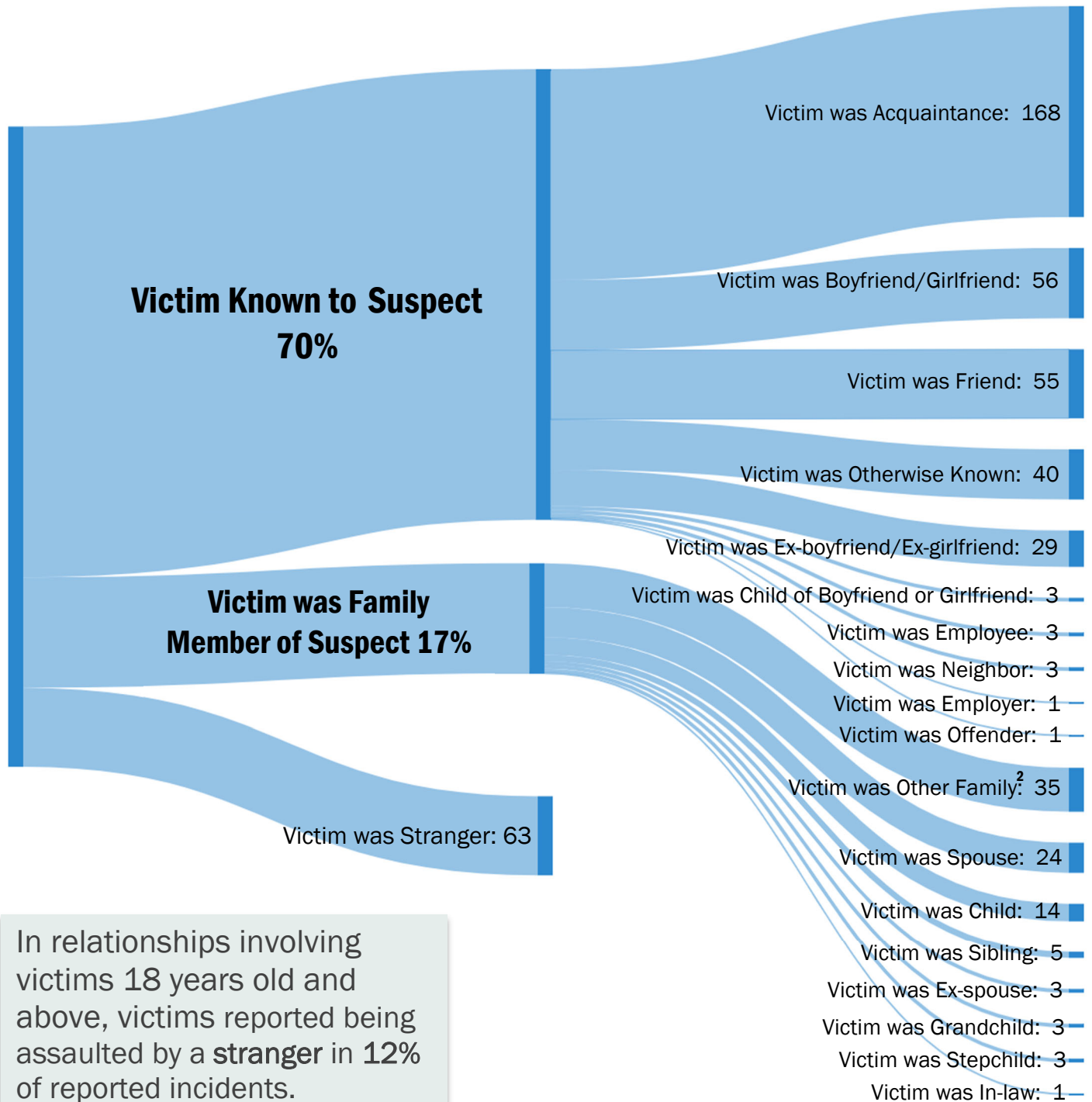
In relationships involving victims aged 11-17, victims reported being assaulted by a **stranger** in nearly **6%** of reported incidents.

¹ Not all reported incidents included relationship data. The number of relationships will not equal the number of victims or incidents; with incidents in which multiple victims or suspects are involved, each victim-suspect pair is counted, resulting in more relationships than victims or suspects.

² For purposes of this publication, "Other Family" is defined as any familial relationship excluding a child/parent, grandchild/grandparent, stepchild/stepparent, sibling/stepsibling, spouse, or in-law.

2022 RELATIONSHIP OF VICTIM TO SUSPECT¹

Victims 18+ Years Old



In relationships involving victims 18 years old and above, victims reported being assaulted by a **stranger** in **12%** of reported incidents.

¹ Not all reported incidents included relationship data. The number of relationships will not equal the number of victims or incidents; with incidents in which multiple victims or suspects are involved, each victim-suspect pair is counted, resulting in more relationships than victims or suspects.

² For purposes of this publication, "Other Family" is defined as any familial relationship excluding a child/parent, grandchild/grandparent, stepchild/stepparent, sibling/step sibling, or in-law.

2022 LOCATIONS AND WEAPONS¹

Reported Supplemental Data



58% of incident locations were reported as a Residence/Home

Locations	
Residence/Home	791
Other/Unknown	270
Hotel/Motel/Etc.	62
Highway/Road/Alley/Street/Sidewalk	37
Parking/Drop Lot/Garage	27
School-Elementary/Secondary	23
Field/Woods	21
Jail/Prison/Penitentiary/Corrections Facility	16
Park/Playground	16
Government/Public Building	13
Camp/Campground	12
Drug Store/Doctor's Office/Hospital	11
Lake/Waterway/Beach	11
Shelter-Mission/Homeless	9
School-College/University	8
Air/Bus/Train Terminal	6
Shopping Mall	6
Abandoned/Condemned Structure	5
Commercial/Office Building	5
Restaurant	5
Bar/Nightclub	3
Rental Storage Facility	2
Service/Gas Station	2
Arena/Stadium/Fairgrounds/Coliseum	1
Bank/Savings and Loan	1
Construction Site	1
Convenience Store	1
Daycare Facility	1
Department/Discount Store	1
Dock/Wharf/Freight/Modal Terminal	1
Grocery/Supermarket	1
Industrial Site	1



76% of incidents reported did not involve a weapon²

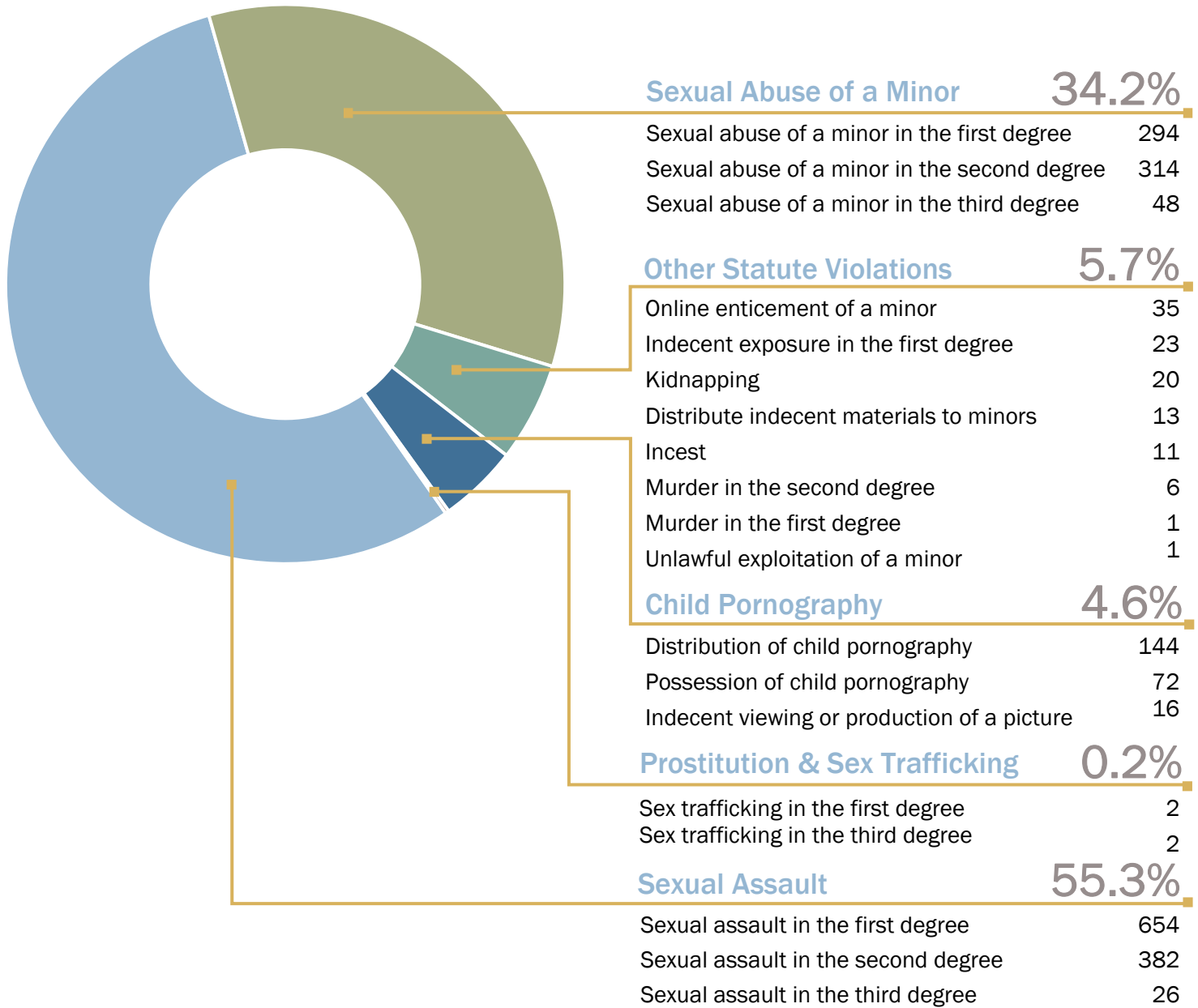
Weapons	
None	812
Unknown	269
Personal Weapons	210
Asphyxiation	18
Handgun	15
Knife/Cutting Instrument	12
Other	12
Drugs/Narcotics/Sleeping Pills	11
Fire/Incendiary Device	3
Firearm	3
Blunt Object	2
Motor Vehicle	1
Rifle	1
Shotgun	1

¹ Not all reported incidents included location and/or weapon data. Location and weapon definitions can be found in the FBI's National Incident Based Reporting System [User Manual](#).

² Includes None and Personal Weapons.

2022 STATE STATUTE VIOLATIONS¹

Reported Statutory Offenses



¹ These are counts of potential statute violations reported; there is no direct relationship to victim counts, number of incidents/cases, or actual charges filed.

REFERENCES & FURTHER READING

- Alaska State Legislature, [Statutory Definition of Felony Level Sex Offenses](#)
- Alaska State Legislature, [Statutory Requirement of Reporting Uniform Crime Information](#)
- Bureau of Justice Statistics, [National Crime Victimization Survey \(NCVS\)](#)
- Federal Bureau of Investigation, [Crime in the United States Annual Reports](#)
- Federal Bureau of Investigation, [Crime Data Explorer](#)
- Federal Bureau of Investigation, [National Incident Based Reporting - The Structure of Family Violence: An Analysis of Selected Incidents](#)
- Federal Bureau of Investigation, [Sex Offenses Reported via National Incident Based Reporting System in 2013](#)
- Federal Bureau of Investigation, [Uniform Crime Reporting Program's rape definition](#)
- State of Alaska Department of Public Safety, [2022 Crime in Alaska Publication](#)
- Department of Public Safety, [Sex Offender/Child Kidnapper Registry](#)
- U.S. Department of Justice, [The Dru Sjojin National Sex Offender Public Website](#)
- University of Alaska Anchorage Justice Center, [Alaska Victimization Survey \(AVS\)](#)
- Bureau of Justice Statistics: [Sexual Assaults Recorded by Law Enforcement, 2019](#)