



# CRIME IN ALASKA

# 2020

---

## Uniform Crime Reporting Program Annual Report

Prepared By: Christina N. Thibodeaux  
Statewide Services Division  
Criminal Records & Identification Bureau  
Lisa Purinton, Bureau Chief

September 2021

# Contents

❖ Uniform Crime Reporting Program .....	1
❖ Contributing & Non-Contributing Agencies .....	2
❖ Law Enforcement Personnel Counts.....	3
❖ Law Enforcement Killed in the Line of Duty .....	5
❖ Alaska Population Figures .....	6
❖ Crime Clock.....	7
❖ Alaska Crime Rate & Index .....	8
❖ Murder 2020 .....	13
❖ Rape 2020.....	18
❖ Robbery 2020.....	21
❖ Aggravated Assault 2020 .....	24
❖ Burglary 2020.....	27
❖ Larceny Theft 2020.....	30
❖ Motor Vehicle Theft 2020.....	33
❖ Arson 2020 .....	36
❖ Statewide Reports.....	40
Statewide Annual 2020.....	40
Statewide January 2020.....	52
Statewide February 2020.....	63
Statewide March 2020.....	74
Statewide April 2020 .....	85
Statewide May 2020.....	96
Statewide June 2020.....	107
Statewide July 2020 .....	119
Statewide August 2020 .....	131
Statewide September 2020 .....	142
Statewide October 2020 .....	154
Statewide November 2020.....	165
Statewide December 2020 .....	176

# Contents

❖ Agency Reports .....	187
Anchorage Airport Police 2020 .....	187
Anchorage Police Department 2020 .....	198
Alaska State Troopers 2020 .....	210
Bethel Police Department 2020 .....	221
Bristol Bay Borough Police Department 2020 .....	232
Cordova Police Department 2020 .....	239
Craig Police Department 2020 .....	246
Dillingham Police Department 2020 .....	253
Fairbanks Airport Police Department 2020 .....	264
Fairbanks Police Department 2020 .....	270
Haines Police Department 2020 .....	281
Homer Police Department 2020 .....	289
Juneau Police Department 2020 .....	299
Kenai Police Department 2020 .....	310
Ketchikan Police Department 2020 .....	321
Kodiak Police Department 2020 .....	331
Kotzebue Police Department 2020 .....	342
Nome Police Department 2020 .....	348
North Pole Police Department 2020 .....	357
North Slope Borough Police Department 2020 .....	368
Palmer Police Department 2020 .....	379
Petersburg Police Department 2020 .....	390
Seward Police Department 2020 .....	400
Sitka Police Department 2020 .....	409
Skagway Police Department 2020 .....	419
Soldotna Police Department 2020 .....	423
Unalaska Police Department 2020 .....	434
University of Alaska Anchorage Police Department 2020 .....	441
University of Alaska Fairbanks Police Department 2020 .....	448
Valdez Police Department 2020 .....	457
Wasilla Police Department 2020 .....	464
Wrangell Police Department 2020 .....	474
❖ Appendix: Offenses in Uniform Crime Reporting .....	483

# Uniform Crime Reporting

## Introduction to the Program

The Uniform Crime Reporting (UCR) Program is a nationwide cooperative effort by federal, state, city, county and tribal law enforcement agencies to report data on crimes reported in their jurisdiction. The International Association of Chiefs of Police (IACP) developed this methodology for crime reporting in response to the need for national crime statistics, and in 1930, the Federal Bureau of Investigation (FBI) assumed administrative responsibility for the UCR Program. The data provides the information necessary to gain a basic understanding of the nature and scope of the nation's crime problem.

The submission of data regarding crimes committed within the agency's jurisdiction is required by Alaska Statute (AS) 12.62.130. Since June of 1982, the Department of Public Safety (DPS) has administered the UCR Program for the State of Alaska. The Criminal Records and Identification Bureau, located within the Division of Statewide Services, is responsible for collecting, tabulating, reporting, and publishing the UCR data provided by state and local law enforcement agencies. The submitting agencies retain responsibility for the accuracy of their data, and DPS conducts biennial audits with each agency to ensure data is collected and reported in accordance with the national UCR program guidelines.

The FBI identified ten offense categories, selected because of their seriousness and frequency, as crime index offenses. These ten offenses are referred to as Part I offenses by the FBI. The UCR Program collects and reports all Part I offenses that become known to law enforcement, whether or not they involve arrests. Offenses which do not fit into the Part I offense classification are considered Part II offenses. The UCR Program only collects arrest data for Part II offenses in addition to the Part I offense and arrest data.

Part I offenses contain both violent crimes (crimes against people) and property crimes. The FBI's crime

index includes murder, rape, robbery, aggravated assault, and human trafficking in the violent crime category and, burglary, larceny/theft, motor vehicle theft, and arson in the property crime category. While the FBI generally classifies robbery as property crime, due to the violent nature of this offense it is included in the violent crime calculations. Additionally, human trafficking offenses are not included in the calculation of the violent crime rate or violent crime index on either the state or national level.

Monthly crime statistics are forwarded to the FBI for inclusion in its annual Crime in the United States publication and are used to compile the annual Crime in Alaska publication. This document is a major resource for measuring the trend and distribution of crime in Alaska.

## UCR PART I CRIMES

### VIOLENT CRIMES

- Murder
- Rape
- Robbery
- Aggravated Assault
- Human Trafficking: Commercial Sex Acts
- Human Trafficking: Involuntary Servitude

### PROPERTY CRIMES

- Burglary
- Larceny Theft
- Motor Vehicle Theft
- Arson

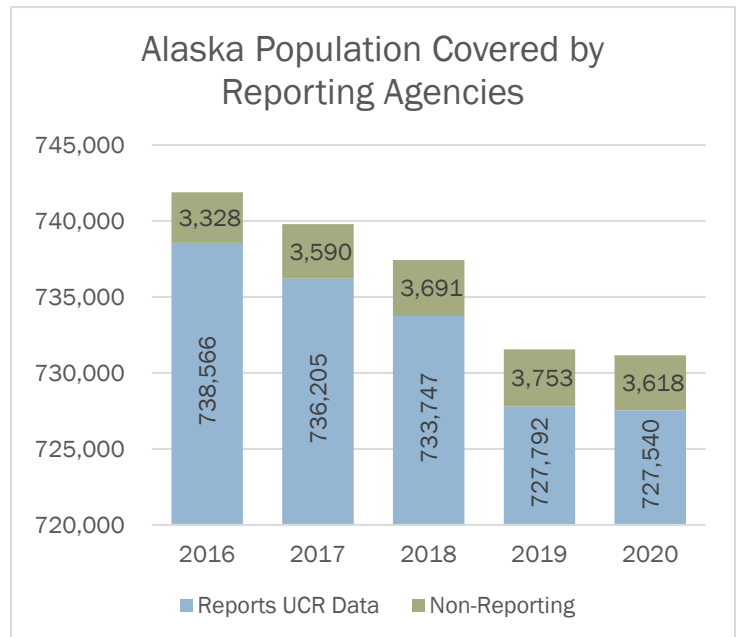
## Contributing Agencies

### Contributing Agencies 2020

Alaska Department of Public Safety
Anchorage Airport Police and Fire Department
Anchorage Police Department
Bethel Police Department
Bristol Bay Borough Police Department
Craig Police Department
Cordova Police Department
Dillingham Police Department
Fairbanks Airport Police and Fire Department
Fairbanks Police Department
Haines Police Department
Homer Police Department
Juneau Police Department
Kenai Police Department
Ketchikan Police Department
Kodiak Police Department
Kotzebue Police Department
North Pole Police Department
North Slope Borough Police Department
Nome Police Department
Palmer Police Department
Petersburg Police Department
Seward Police Department
Skagway Police Department
Sitka Police Department
Soldotna Police Department
Unalaska Police Department
University of Alaska Anchorage Police Department
University of Alaska Fairbanks Police Department
Valdez Police Department
Wasilla Police Department
Wrangell Police Department

In 2020, thirty-two agencies were considered contributing agencies by reporting twelve months of crime data to DPS. These agencies represent 99.5% of the state's population.

Non-contributing agencies are defined as those law enforcement agencies listed as active law enforcement agencies by the [State of Alaska Police Standards Council](#), but did not contribute to the state 2020 UCR data collection effort.



### Non-Contributing Agencies 2020

Fort Yukon Police Department
Hoonah Police Department
Ketchikan Airport Safety
King Cove Police Department
Klawock Department of Public Safety
Metlakatla Police Department
Saint Paul Police Department
Sand Point Police Department
Seldovia Police Department
Unalakleet Department of Public Safety
Whittier Police Department
Yakutat Police Department

## 2020 Law Enforcement Personnel

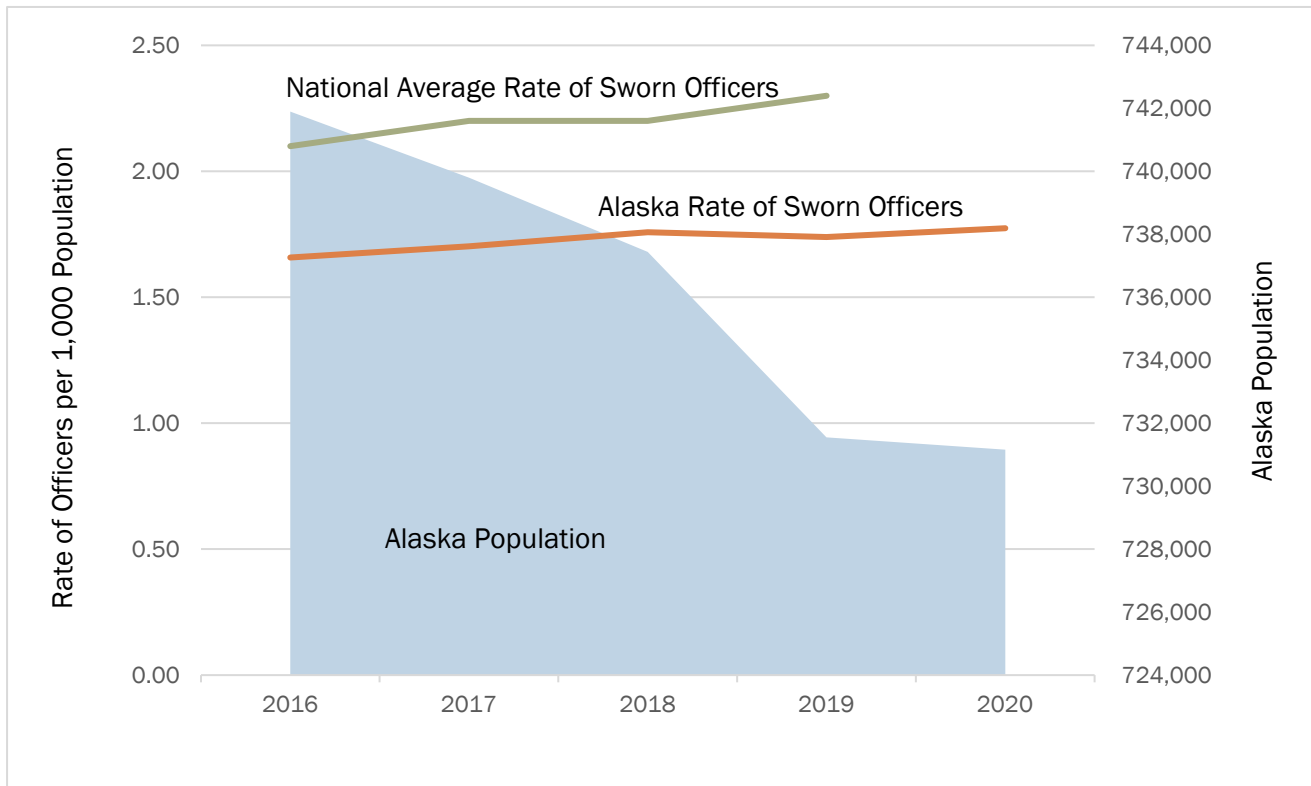
Agency <sup>1</sup>	Full-Time Law Enforcement Officers <sup>2</sup>			Full-Time Civilian Employees			Total Count
	Male	Female	Total	Male	Female	Total	
Alaska State Troopers	337	22	359	111	128	239	598
Anchorage Airport Police and Fire Department	54	6	60	4	10	14	74
Anchorage Police Department	366	59	425	39	128	167	592
Bethel Police Department	11	0	11	7	6	13	24
Bristol Bay Borough Police Department	4	0	4	0	5	5	9
Cordova Police Department	4	0	4	4	2	6	10
Craig Police Department	5	0	5	2	3	5	10
Dillingham Police Department	7	1	8	10	2	12	20
Fairbanks Airport Police and Fire Department	21	2	23	0	7	7	30
Fairbanks Police Department	30	3	33	0	5	5	38
Haines Police Department	5	0	5	1	4	5	10
Homer Police Department	11	1	12	4	6	10	22
Hoonah Police Department	5	0	5	1	3	4	9
Juneau Police Department	44	4	48	11	24	35	83
Kenai Police Department	16	1	17	2	8	10	27
Ketchikan Police Department	24	1	25	0	13	13	38
King Cove Police Department	4	0	4	1	0	1	5
Klawock Police Department	2	0	2	0	0	0	2
Kodiak Police Department	14	2	16	12	11	23	39
Kotzebue Police Department	10	0	10	6	2	8	18
Nome Police Department	9	1	10	1	6	7	17
North Pole Police Department	10	1	11	0	2	2	13
North Slope Borough Police Department	41	4	45	11	20	31	76
Palmer Police Department	12	2	14	1	9	10	24
Petersburg Police Department	8	0	8	1	5	6	14
Sand Point Police Department	5	0	5	0	1	1	6
Seward Police Department	9	0	9	7	6	13	22
Sitka Police Department	13	1	14	7	5	12	26
Skagway Police Department	3	0	3	2	4	6	9
Soldotna Police Department	14	0	14	0	3	3	17
St. Paul Police Department	3	1	4	1	4	5	9
Unalaska Police Department	9	3	12	7	4	11	23
University of Alaska Anchorage Police Department	12	2	14	4	4	8	22
University of Alaska Fairbanks Police Department	5	2	7	3	3	6	13
Valdez Police Department	11	1	12	0	0	0	12
Wasilla Police Department	25	1	26	0	4	4	30
Whittier Police Department	5	0	5	0	0	0	5
Wrangell Police Department	5	0	5	2	4	6	11
Yakutat Police Department	3	0	3	0	1	1	4
<b>Totals</b>	<b>1176</b>	<b>121</b>	<b>1297</b>	<b>262</b>	<b>452</b>	<b>714</b>	<b>2011</b>

<sup>1</sup> Active law enforcement agencies with zero reported personnel for 2020 are not included in this list

<sup>2</sup> The FBI defines law enforcement officers as full-time, sworn personnel that possess full arrest powers, and carry a weapon; these employees' salaries are paid from law enforcement funds. Village Public Safety Officers (VPSOs), Village Police Officers (VPOs), and Tribal Police Officers (TPOs) are not included in these counts.

## Law Enforcement Officer Rates

### State and National Rates of Sworn Officers per 1,000 Population



Year	Alaska Population <sup>3</sup>	Number of Sworn Officers <sup>4</sup>	Alaska Rate per 1,000 persons	National Average Rate per 1,000 persons <sup>5</sup>
2016	741,894	1230	1.66	2.1
2017	739,795	1259	1.70	2.2
2018	737,438	1296	1.76	2.2
2019	731,545	1272	1.74	2.3
2020	731,158	1297	1.77	n/a

<sup>3</sup> This is the total Alaska population; it includes those populations served by law enforcement agencies that do not contribute to UCR data collection and is not the same population figure used to derive Alaska crime rates.

<sup>4</sup> This is the total number of sworn law enforcement personnel; it includes personnel figures from law enforcement agencies that do not contribute to UCR data collection. It does not include unfilled vacant positions. The FBI defines law enforcement officers as full-time, sworn personnel that possess full arrest powers, and carry a weapon; these employees' salaries are paid from law enforcement funds. Village Public Safety Officers (VPSOs), Village Police Officers (VPOs), and Tribal Police Officers (TPOs) are not included in these counts.

<sup>5</sup> Taken from FBI: UCR Crime in the U.S. 2016 - 2019 [Police Employee Data](#). 2020 National data not available at the time of this publication.

## Law Enforcement Officers Killed in the Line of Duty

Honoring Alaska's fallen law enforcement heroes; these brave officers made the ultimate sacrifice in the line of duty.

### Fallen Officer

Doris W. Barber  
Gary G. Wohfeil  
Leroy G. Bohuslov  
Donald T. Dull  
Kenneth G. Nauska  
Benjamin F. Strong  
William G. Pfalmer, Jr  
Thomas C. Dillon  
Dennis F. Cronin  
Earl R. Hoggard  
Larry R. Carr  
Frank S. Rodman  
Jonathon P. Flora  
Richard J. Adair  
Jimmy E. Kennedy  
Harry E. Kier  
Roland E. Chevalier, Jr.  
John D. Stimson  
Gordon B. Bartel  
Troy L. Duncan  
David C. Harris  
Ignatius J. Charlie  
Harry B. Hanson, Jr.  
Ronald E. Zimin  
Louie G. Mizelle  
Anthony C. Jones  
Karl W. Reishus  
C. E. Swackhammer  
Robert L. Bittick  
Dan R. Seely  
Bruce A. Heck  
John K. Lamm  
David C. Churchill  
James A. Rowland, Jr.  
James A. Moen  
Justin T. Wollam  
Hans-Peter L. Roelle  
James C. Hesterberg  
Thomas P. O'Hara  
John P. Watson  
Anthony M. Wallace  
Matthew D. Tokuoka  
Thomas O. Madole  
Tage B. Toll  
P. Scott Johnson  
Gabriel L. Rich  
Allen Brandt

### Agency

Sitka Police Department  
Alaska Department of Fish and Game  
Alaska Department of Fish and Game  
Juneau Police Department  
Craig Police Department  
Anchorage Police Department  
Anchorage Police Department  
Bethel Police Department  
Alaska State Troopers  
Ketchikan Police Department  
Alaska State Troopers  
Alaska State Troopers  
Anchorage Police Department  
Juneau Police Department  
Juneau Police Department  
Anchorage Police Department  
Alaska State Troopers  
AST – Fish and Wildlife Protection  
Kodiak Police Department  
Alaska State Troopers  
Fort Richardson Military Police  
Alakanuk Police Department  
Anchorage Police Department  
Village Public Safety Officers  
Anchorage Police Department  
Dillingham Police Department  
Juneau Police Department  
Alaska Department of Public Safety  
Alaska State Troopers  
Anchorage Police Department  
Alaska State Troopers  
Fairbanks Police Department  
AST – Fish and Wildlife Protection  
Palmer Police Department  
AST – Fish and Wildlife Protection  
Anchorage Police Department  
Alaska State Troopers  
Alaska Department of Corrections  
National Park Service  
Kenai Police Department  
Hoonah Police Department  
Hoonah Police Department  
Village Public Safety Officers  
Alaska State Troopers  
Alaska State Troopers  
Alaska State Troopers  
Fairbanks Police Department

### End of Watch

July 28, 1960  
March 5, 1964  
March 5, 1964  
October 19, 1964  
January, 30 1966  
January 4, 1968  
December 26, 1970  
November 19, 1972  
February 18, 1974  
March 30, 1974  
December 11, 1974  
December 11, 1974  
September 8, 1975  
April 17, 1979  
April 17, 1979  
October 28, 1980  
April 4, 1982  
January 14, 1983  
January 15, 1983  
May 19, 1984  
July 23, 1984  
May 10, 1985  
July 17, 1986  
October 22, 1986  
June 5, 1989  
February 12, 1992  
May 4, 1992  
October 11, 1994  
October 11, 1994  
October 26, 1996  
January 10, 1997  
January 1, 1998  
September 16, 1998  
May 15, 1999  
June 25, 2001  
July 9, 2001  
November 24, 2001  
November 19, 2002  
December 19, 2002  
December 25, 2003  
August 28, 2010  
August 28, 2010  
March 19, 2013  
March 30, 2013  
May 1, 2014  
May 1, 2014  
October 28, 2016



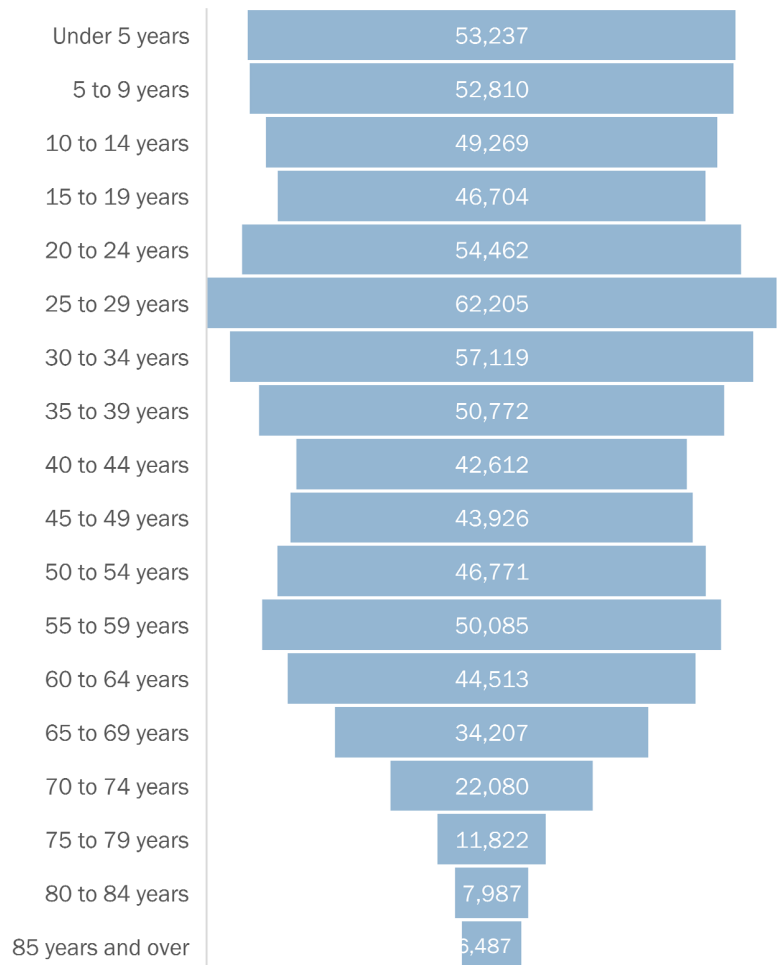
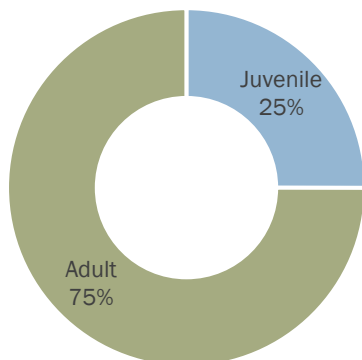
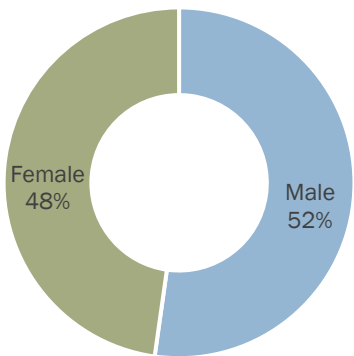
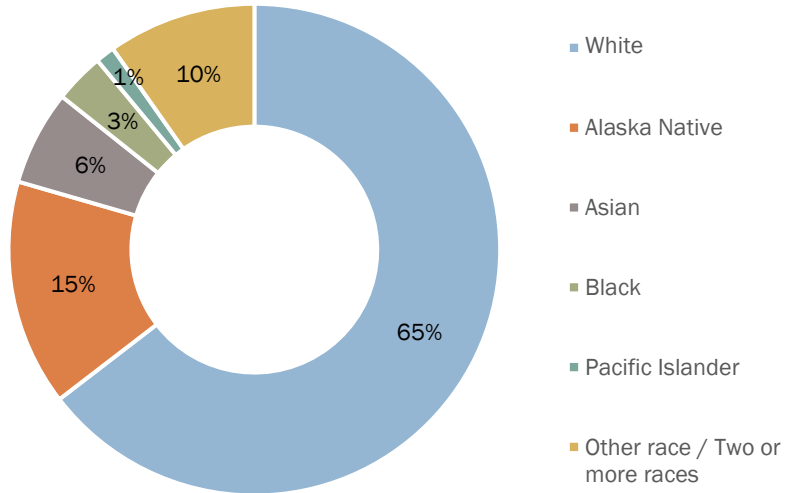
## Alaska Population Demographics<sup>6</sup>

These demographic figures are from 2019 US Census data and are the most current population estimates that include age, sex, and race breakdowns.

Preliminary US Census population estimates for 2020 provided by the FBI (which do not include age, sex, and race breakdowns) are used to derive crime rates for 2020.

Sex	
Total population 2019	737,068
Male	384,915
Female	352,153

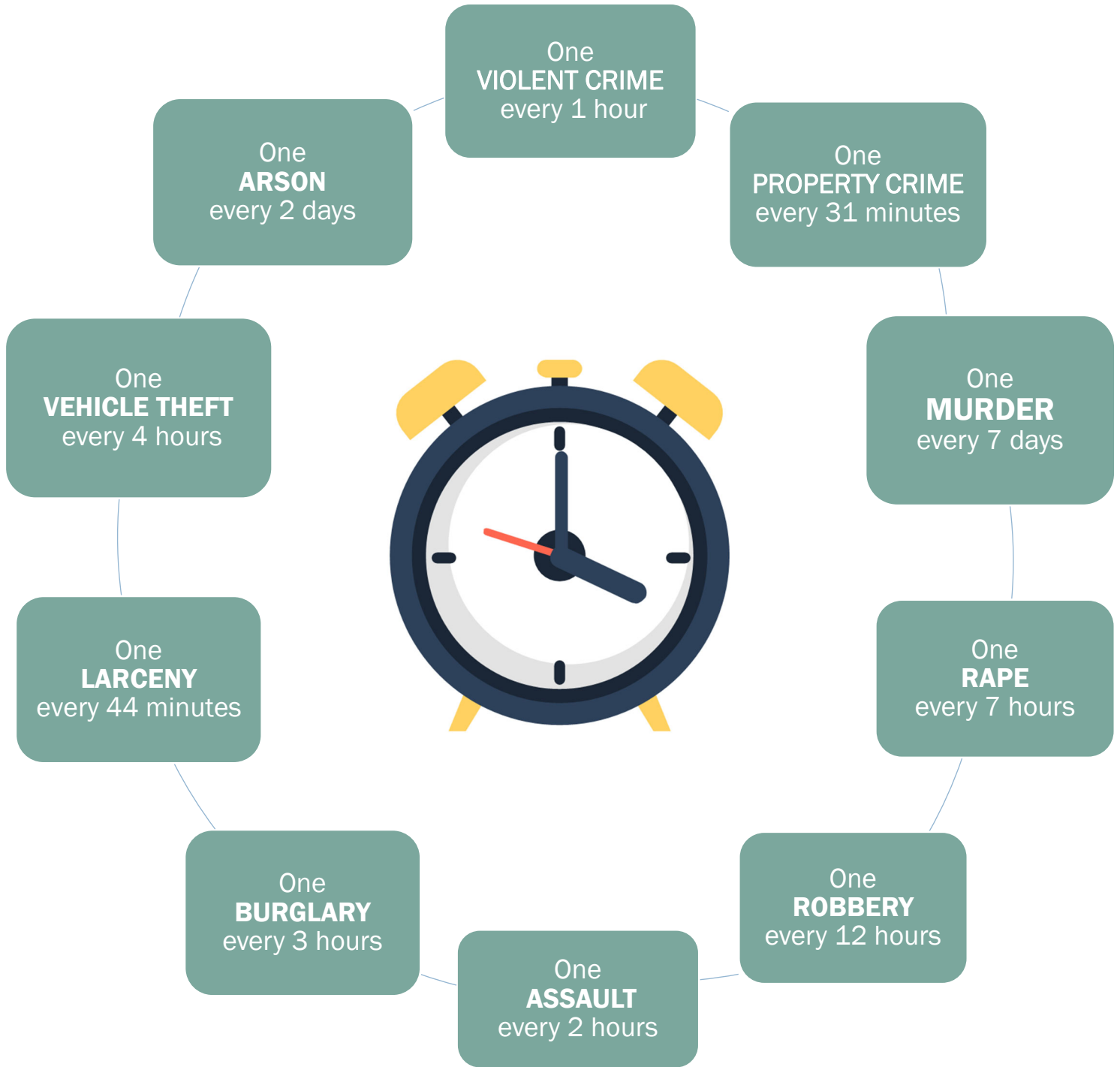
Race <sup>7</sup>	
White	476,015
American Indian/Alaska Native	109,751
Asian	45,920
Black or African American	24,205
Pacific Islander	9,204
Other Race / Two or More Races	71,973



<sup>6</sup> Source: U.S. Census Bureau, [2019 American Community Survey 5-Year Estimates](#). 2020 data not available at the time of this publication.

<sup>7</sup> The race designations "two or more races" and "other race", while included in US Census data, are not collected in the state or federal UCR program.

# Alaska's Crime Clock in 2020<sup>8</sup>



<sup>8</sup> The Crime Clock should be viewed with care. Being the most aggregate representation of UCR data, it is designed to convey the annual reported crime experience by showing the relative frequency of occurrence of the Index Offenses. This mode of display should not be taken to imply regularity in the commission of the Crime Index Offenses; rather, it represents the annual ratio of crime to fixed time intervals.

## Alaska Crime Rate & Index

### Definition

The crime index is composed of selected offenses used to gauge fluctuations in the overall volume and rate of crime reported to law enforcement. The offenses included are violent crimes of murder and non-negligent manslaughter, rape, robbery, aggravated assault, and property crimes of burglary, larceny/theft, motor vehicle theft, and arson.

Crime in Alaska defines all violent crime as involving force or threat of force, whereas the objective of property crime is the taking of money or property without force or threat of force against the victim.

### Summary

The calculations represented in Crime in Alaska are made utilizing the index offense totals for the current and previous year as well as population estimates provided by the FBI. The overall violent and property crime indices decreased in 2020. The crime rate, which relates the incidence of crime to population, experienced similar decreases. Except for Rape<sup>9</sup>, the crime index and rate for each of the Part I offenses decreased in 2020. All facts are important to consider when reviewing the fluctuations in the crime index and rate variances between 2019 and 2020. Caution should be exercised when comparing data from year to year and making conclusions.

**Crime Index Summary 2016-2020**

Offense	2016	2017	2018	2019	2020
Murder	52	62	47	70	48
Rape <sup>9</sup>	1,049	1,073	1,188	1,101	1,135
Robbery	848	949	896	827	705
Aggravated Assault	3,992	4,236	4,377	4,344	4,215
Burglary	4,036	4,153	3,975	3,557	2,743
Larceny Theft	17,683	17,683	16,327	15,095	11,719
Motor Vehicle Theft	3,049	4,250	3,992	2,609	1,946
Arson	144	139	127	208	142

### Crime Index

Is used to gauge change in the aggregate number of offenses reported to law enforcement year over year. It does not account for population fluctuation.

**Crime Rates 2016-2020**

Offense	2016	2017	2018	2019	2020
Murder	7.0	8.4	6.4	9.6	6.6
Rape <sup>9</sup>	142.0	145.7	161.9	151.3	156.0
Robbery	114.8	128.9	122.1	113.6	96.9
Aggravated Assault	540.5	575.4	596.5	596.9	579.3
Burglary	546.5	564.1	541.7	488.7	377.0
Larceny Theft	2,394.2	2,401.9	2,225.2	2,074.1	1610.8
Motor Vehicle Theft	412.8	577.3	544.1	358.5	267.5
Arson	19.5	18.9	17.3	28.6	19.5

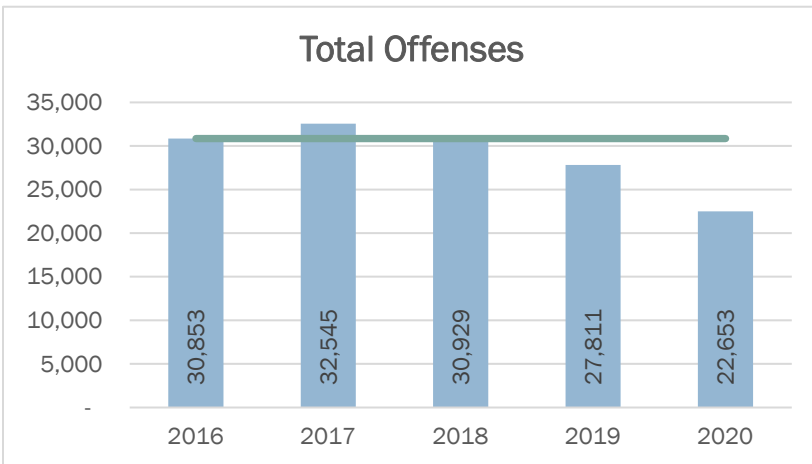
### Crime Rate

Compares the incidence of offenses in relation to the total reporting agency population. It is defined as the number of offenses per 100,000 population.

<sup>9</sup>Rape offenses are counted by victim and each separation of time and place a rape occurs will also be counted. Sexual assaults spanning years will result in numerous counts of Rape offenses being reported. These severe cases caused the overall rate and index of Rape to increase for 2020 with upwards of 50 counts reported on a single incident.

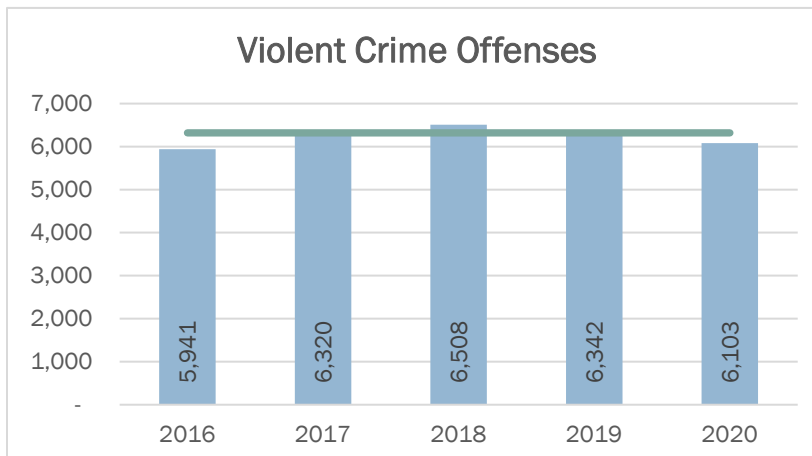
## Crime Index 2016 - 2020

■ Number of Offenses Reported  
— Five-year median<sup>10</sup>



### Total Offenses Reported

In 2020, the total number of offenses reported decreased 18.5% from 2019. This reflects the lowest total number of reported offenses since 1975. With the exception of Rape offenses, all Part I crime categories had fewer offenses reported in 2020.



### Violent Crime Reported

In 2020, the total number of violent crimes decreased 3.8% from 2019. The most common violent crime offense reported in Alaska is Aggravated Assault, followed by Rape. Rape is the only Part I crime category with an increase in offenses reported in 2020.<sup>11</sup>



### Property Crime Reported

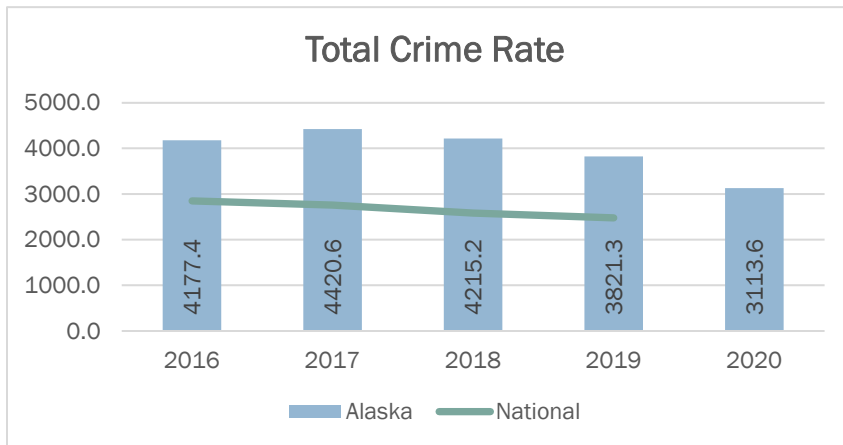
In 2020, the total number of property crimes reported decreased 22.9% from 2019. This reflects the lowest total number of reported property offenses since 1974. Reports of burglary, larceny theft, motor vehicle theft, and arson decreased by double digits in 2020.

<sup>10</sup> Five-year median calculated from Crime in Alaska Uniform Crime Reports 2016-2020

<sup>11</sup> Rape offenses are counted by victim and each separation of time and place a rape occurs will also be counted. Sexual assaults spanning years will result in numerous counts of Rape offenses being reported. These severe cases caused the overall rate and index of Rape to increase for 2020 with upwards of 50 counts reported on a single incident.

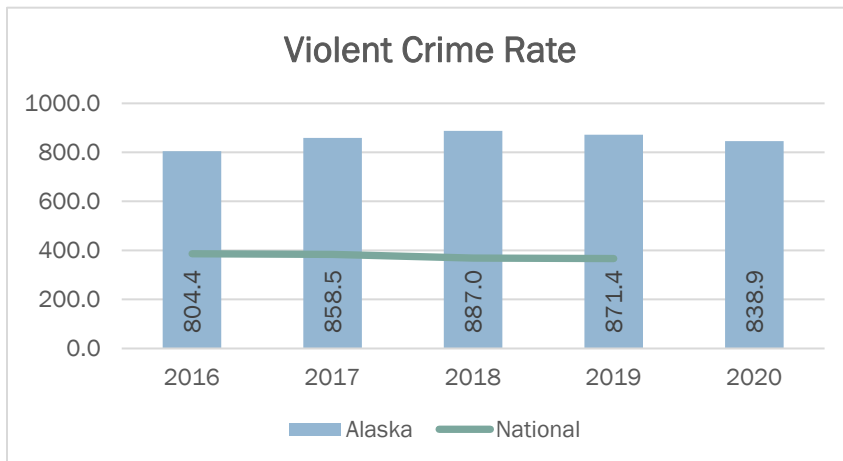
## Crime Rate 2016 - 2020

■ Rate of Offenses in Alaska per 100,000 population  
— National Rate<sup>12</sup>



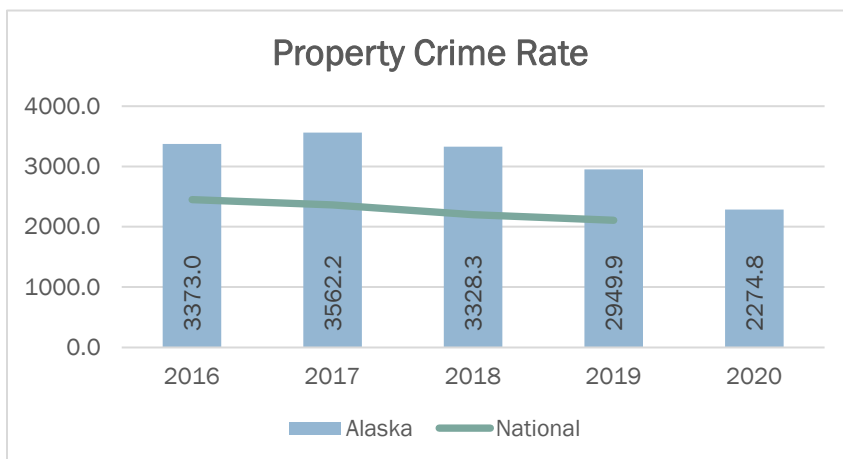
### Total Crime Rate

In 2020, Alaska's overall reported crime rate decreased 18.5%. The total crime rate is at the lowest level in over 40 years and is continuing the downward trend that began in 2018.



### Violent Crime Rate

In 2020, Alaska's reported violent crime rate decreased 3.7%. The violent crime rate is at the lowest level in five years and is continuing the downward trend that began in 2018.



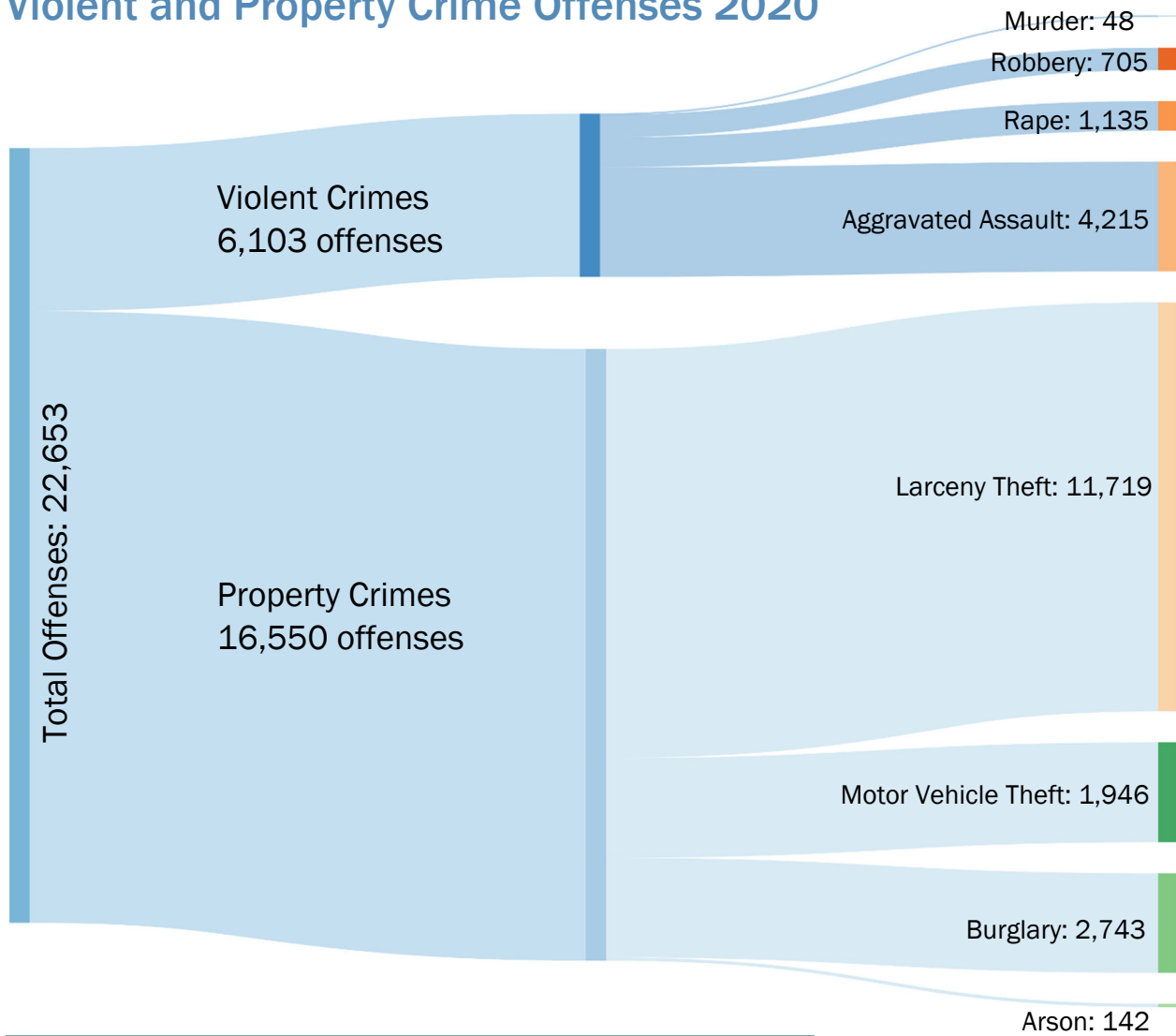
### Property Crime Rate

In 2020, Alaska's reported property crime rate decreased 22.9%. The property crime rate is at the lowest level in over 40 years and is continuing the downward trend that began in 2018.

<sup>12</sup> National crime rate from FBI's [Crime in the United States by Volume and Rate, 2016-2020](#). National data for 2020 not available at the time of this publication.

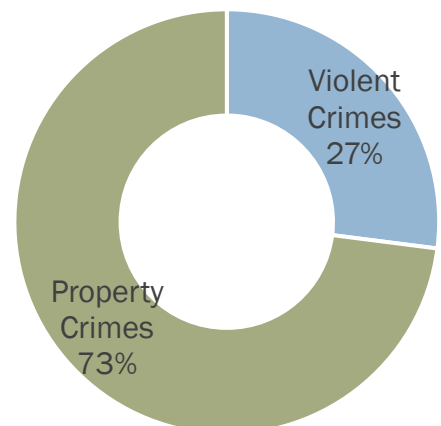
## Distribution of Offenses 2020

### Violent and Property Crime Offenses 2020



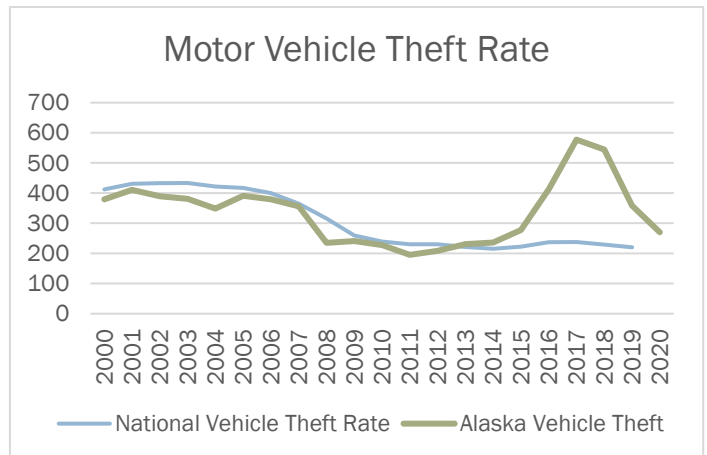
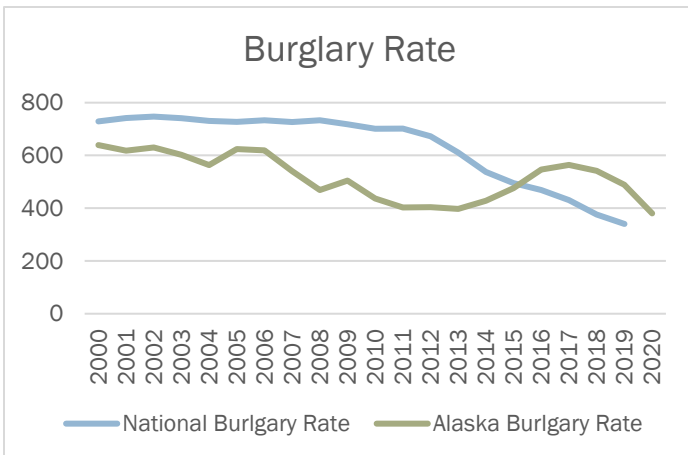
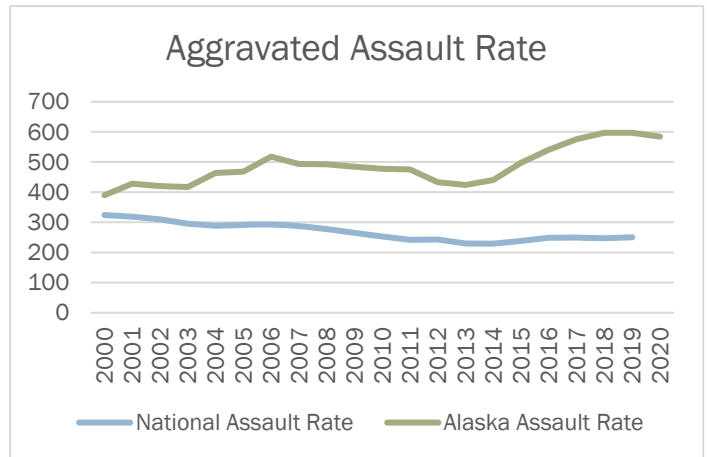
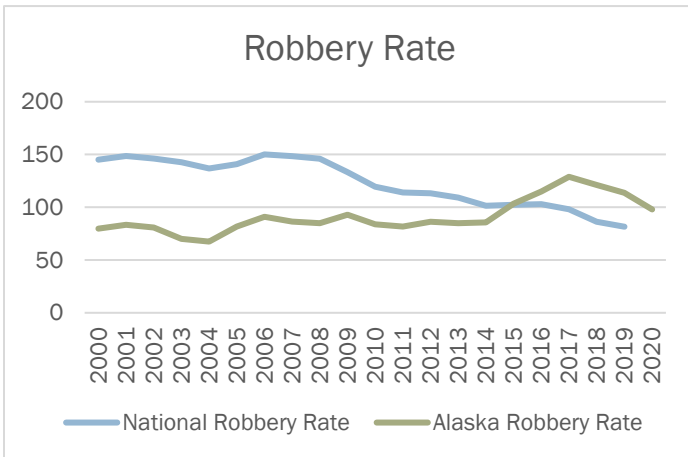
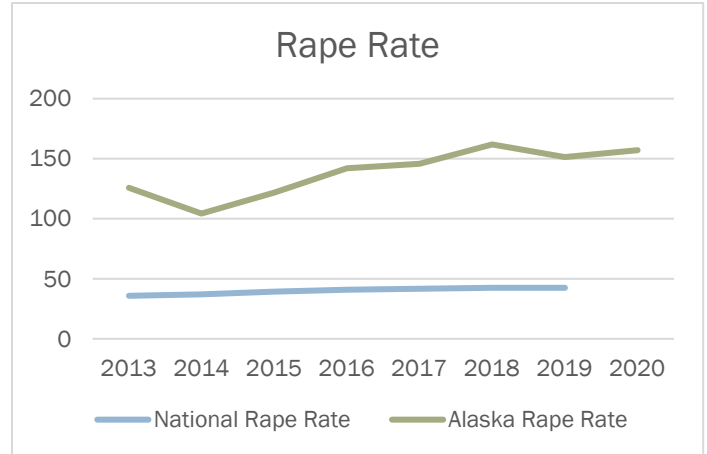
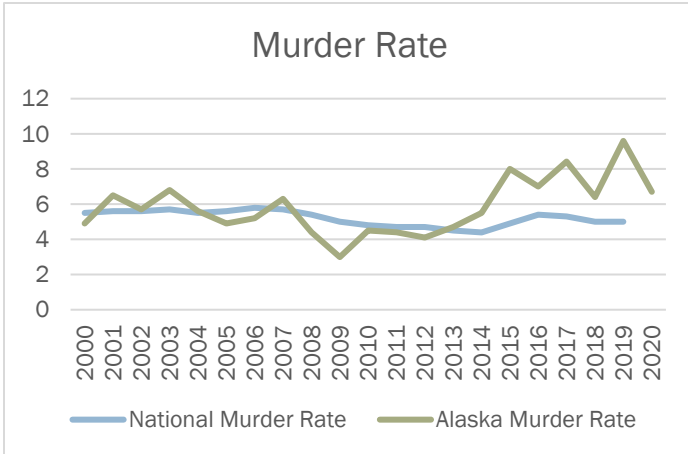
Violent Crime			
Offense	Count	% of Violent	% of All Crime
Murder	48	0.8%	0.2%
Rape	1,135	18.6%	5.0%
Robbery	705	11.6%	3.1%
Aggravated Assault	4,215	69.1%	18.6%

Property Crime			
Offense	Count	% of Property	% of all Crime
Arson	142	0.9%	0.6%
Motor Vehicle Theft	1,946	11.8%	8.6%
Burglary	2,743	16.6%	12.1%
Larceny Theft	11,719	70.8%	51.7%



## State & National Rates 2000-2020

— Alaska Crime Rate per 100,000 Persons<sup>13</sup>  
 — National Crime rate<sup>14</sup>



<sup>13</sup> Crime rate taken from [Crime in Alaska reports](#) 2000-2020. Rape rates prior to 2013 are not included as the UCR data collection only counted female victims prior to 2013 and an accurate crime rate could not be determined for rape offenses.

<sup>14</sup> National crime rate from FBI's [Crime in the United States by Volume and Rate, 1998-2019](#). National data for 2020 not available at the time of publication.

## Murder & Non-Negligent Manslaughter

### Definition

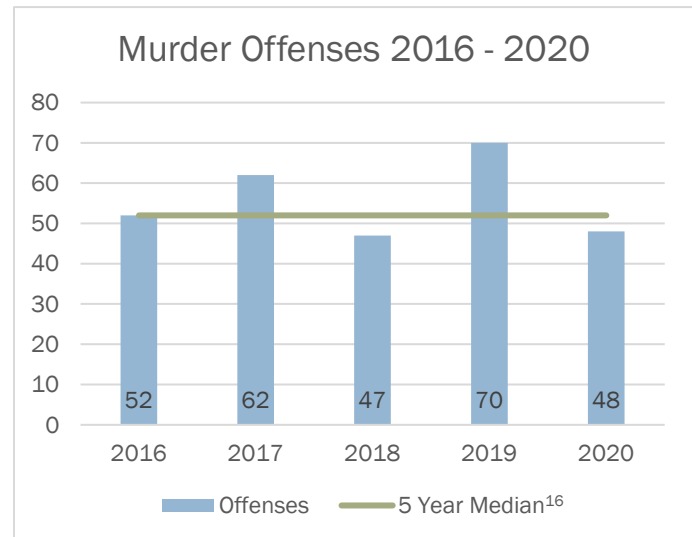
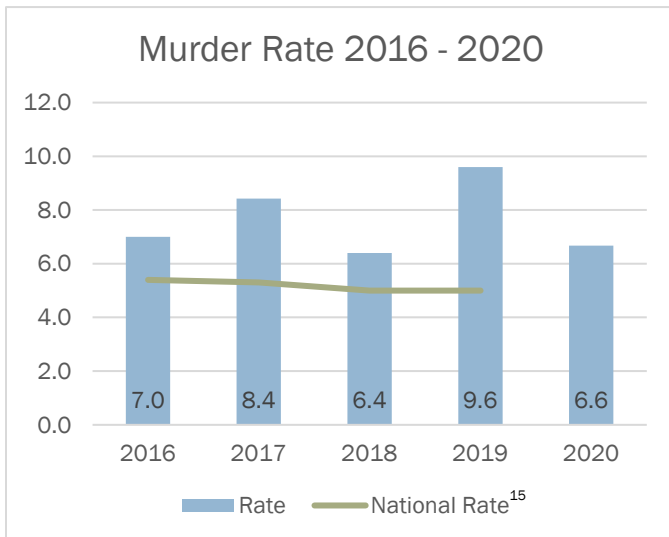
The National Uniform Crime Reporting (UCR) Program defines murder and non-negligent manslaughter as the willful (nonnegligent) killing of one human being by another. The classification of this offense is based solely on police investigation as opposed to the determination of a court, medical examiner, coroner, jury, or other judicial body. The UCR Program does not include the following situations in this offense classification: deaths caused by negligence, suicide, or accident, and justifiable homicides. Attempts to murder or assaults to murder are classified as aggravated assault.

### Summary

A total of 48 murders were reported in 2020. This represents 0.8% of the violent crimes and 0.2% of the total crime index offenses. The number of murders decreased 31.4% and the rate of murders per 100,000 persons decreased 31.4% between 2019 and 2020. Of the identified suspects, 6.3% were juveniles, 87.5% were adults, and 6.3% were unknown. Of the victims, 12.5% were juveniles (up from 4% in 2019). While only 13% of the suspects were female, 35% of the victims were female. Acquaintance was the most frequently reported relationship between the suspect and the victim.

Year	Offenses	Alaska Rate	National Rate <sup>15</sup>	Index Change	Rate Change
2016	52	7.0	5.4	-11.9%	-12.3%
2017	62	8.4	5.3	19.2%	19.6%
2018	47	6.4	5.0	-24.2%	-23.9% <sup>2</sup>
2019	70	9.6	5.0	48.9%	50.2%
2020	48	6.6	n/a	-31.4%	-31.4%

The murder rate decreased 31.4% from 2019 to 2020



<sup>15</sup> FBI: [UCR Crime in the United States by Volume and Rate per 100,000 Inhabitants, 1998-2019](#). National Rates for 2020 were not available at the time of publication.

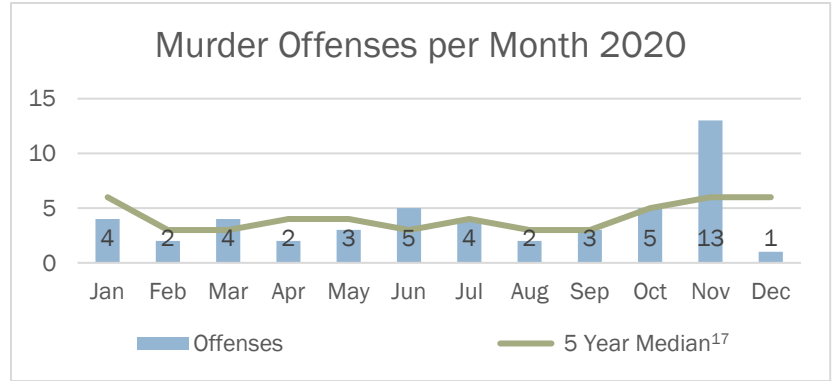
<sup>16</sup> Five-year median calculated from [Crime in Alaska Uniform Crime Reports 2016-2020](#).



# Murder Offenses & Weapons

## Offenses by Month

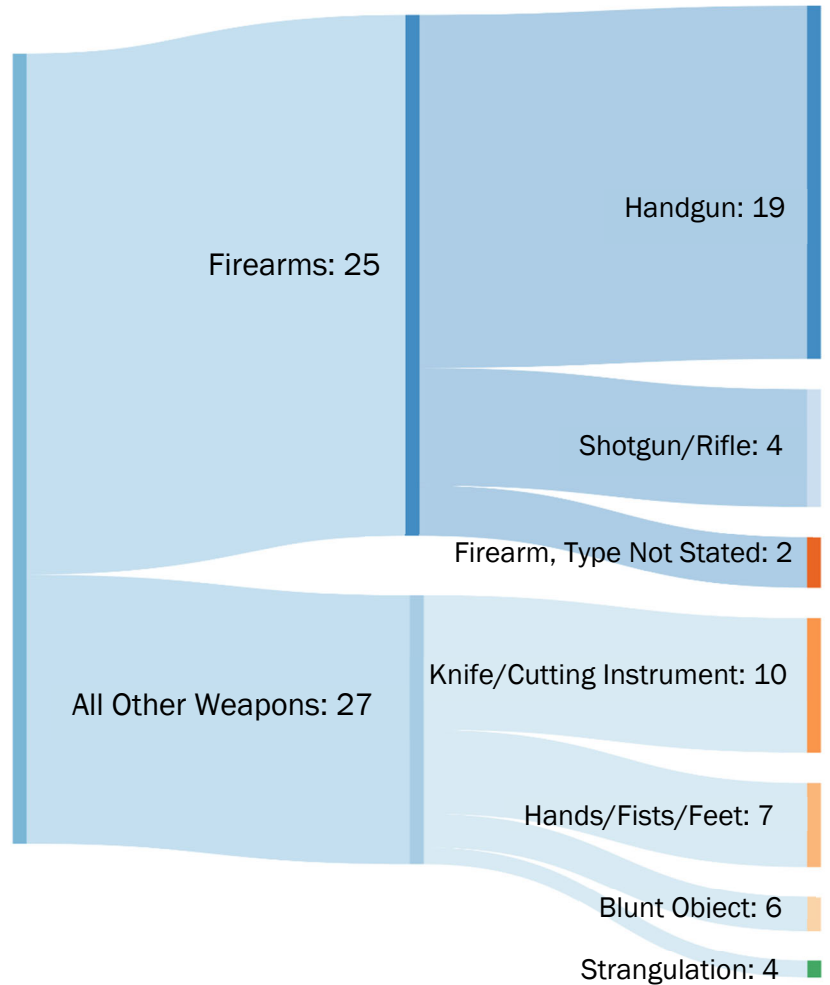
Since 2011, November has averaged the highest number of reported homicides at 8.4 per month. In 2020, November had the highest number of reported murders with 13, the same number reported in November 2019. The Juneau, Kotzebue, Anchorage, and North Slope Borough Police Departments and the State Troopers all reported homicides in November.



## Murder Weapons

In 2020, a firearm was reported as the murder weapon in 47% of the incidents. This is a decrease from 2019 in which a firearm was reported as the murder weapon in 63% of incidents.

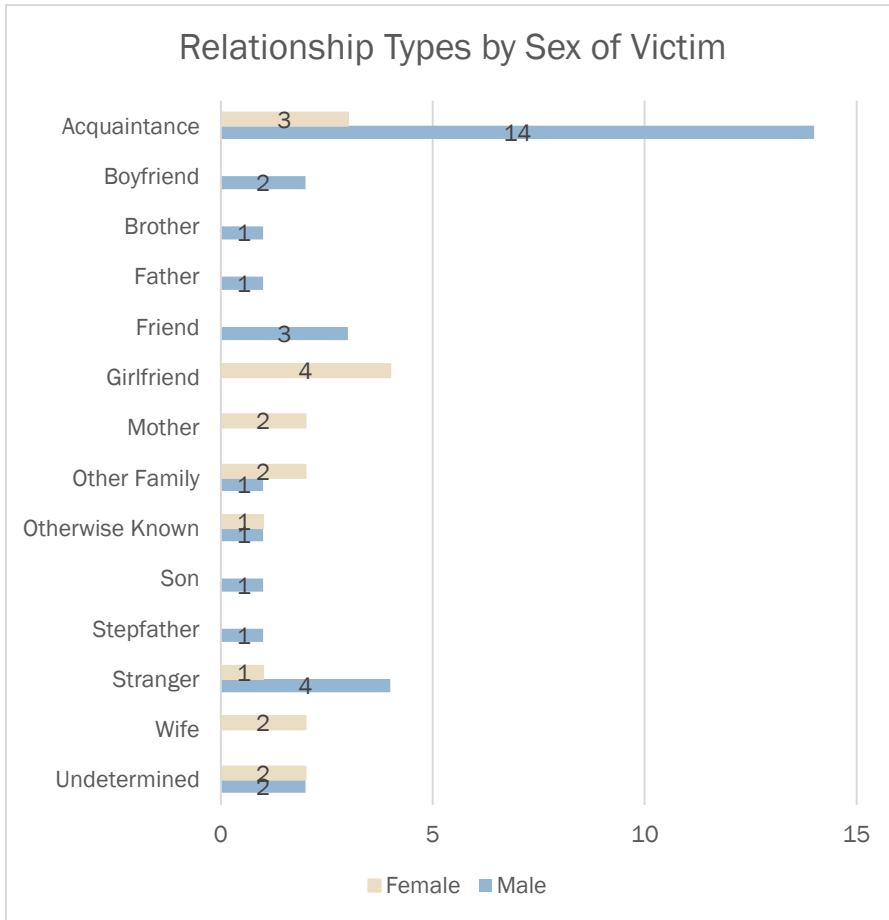
Weapons	
Firearms	25
Knife/Other Cutting Instrument	10
Hands/Fists/Feet	7
Blunt Object	6
Strangulation	4
Other/Unknown (not listed on graph)	1



<sup>17</sup> Five-year median calculated from [Crime in Alaska Uniform Crime Reports](#) 2016-2020.

# Murder Victim/Suspect Relationships

## Relationship of Victim to Offender<sup>18</sup>



Male Victims - Relationship(s) to Offender(s)	
Acquaintance	14
Boyfriend	2
Brother	1
Father	1
Friend	3
Other Family	1
Otherwise Known	1
Son	1
Stepfather	1
Stranger	4
Undetermined	2

Female Victims - Relationship(s) to Offender(s)	
Acquaintance	3
Girlfriend	4
Mother	2
Other Family	2
Otherwise Known	1
Stranger	1
Wife	2
Undetermined	2

**Male homicide victims:** the most common relationship between victim to offender was “acquaintance”.

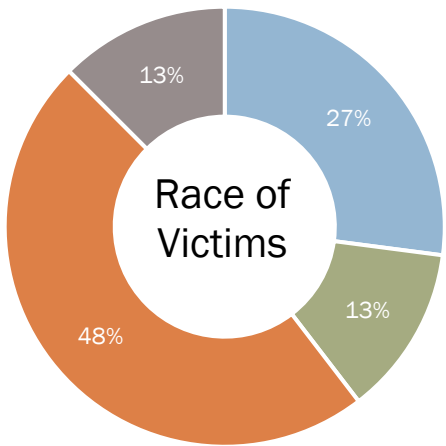
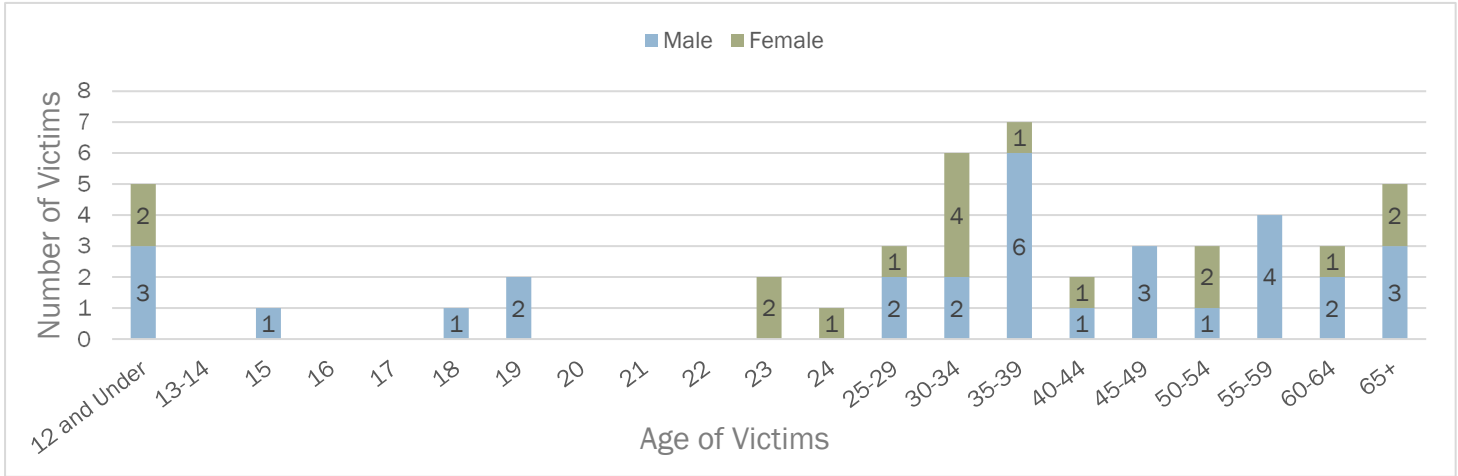
**Female homicide victims:** the most common relationship between victim and offender was “intimate partner” which includes “wife” and “girlfriend” in the chart above.<sup>19</sup>

<sup>18</sup> The number of relationships will not always equal the number of offenses or victims; each victim/suspect relationship is considered, so incidents in which there are multiple suspects will result in more relationships than victims.

<sup>19</sup> For purposes of this publication, an “intimate partner” relationship is defined as either a spouse or girlfriend of the victim.

# Murder Victim Demographics

## Age, Race, and Sex of Victims



■ White ■ Black ■ Alaska Native ■ Asian

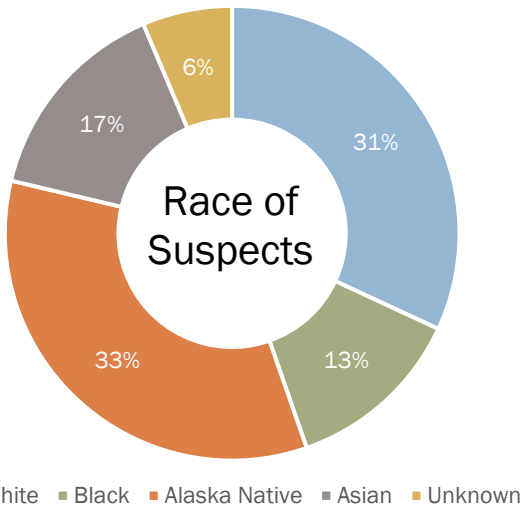
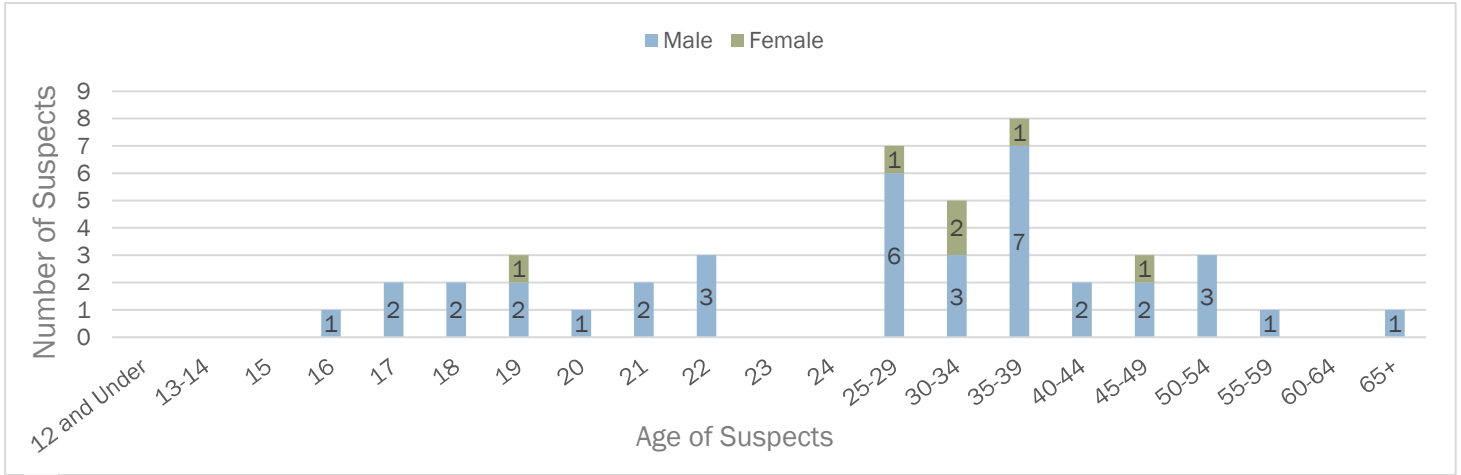
Age	Count	Sex of Victim		Race of Victim				
		Male	Female	White	Black	Alaska Native	Asian	Pacific Islander
<12	5	3	2	1	1	3		
13-14								
15	1	1				1		
16								
17								
18	1	1				1		
19	2	2						
20								
21								
22								
23	2		2	1	1			
24	1		1			1		
25-29	3	2	1			1	2	
30-34	6	2	4	1		3	2	
35-39	7	6	1	2		5		
40-44	2	1	1			2		
45-49	3	3				1	1	
50-54	3	1	2	2		1		
55-59	4	4		3			1	
60-64	3	2	1	1		2		
>65	5	3	2	2	1	2		

In 2020, 48% of reported murder victims were identified as Alaska Native; Alaska Natives comprise 15% of the state's population.<sup>20</sup>

<sup>20</sup>Source: U.S. Census Bureau, 2019 American Community Survey 5-Year Estimates. 2020 data not available at the time of this publication.

## Murder Suspect Demographics

### Age, Race, and Sex of Suspects



Age	Sex of Suspect			Race of Suspect				
	Count	Male	Female	White	Black	Alaska Native	Asian	Pacific Islander
<12								
13-14								
15								
16	1	1			1			
17	2	2			1	1		
18	2	2				2		
19	3	2	1	1	2			
20	1	1				1		
21	2	2		1		1		
22	3	3		2		1		
23								
24								
25-29	8	7	1	1	1	3	3	
30-34	5	3	2	2		1	2	
35-39	8	7	1	6	1	1		
40-44	2	2		1		1		
45-49	3	2	1			2	1	
50-54	3	3				2	1	
55-59	1	1		1				
60-64								
>65	1	1					1	
Unknown	3							

in 2020, 71% of the known murder suspects were of the same race as the victim.

## Rape

### Definition

The National Uniform Crime Reporting (UCR) Program defines rape as penetration, no matter how slight, of the vagina or anus with any body part or object, or oral penetration by a sex organ of another person, without the consent of the victim. This definition includes either gender of victim or offender. This definition also includes instances in which the victim is incapable of giving consent because of temporary or permanent mental or physical incapacity (including due to the influence of drugs or alcohol) or because of age. Attempts or assaults to commit rape are also included in the statistics presented here; however, statutory rape and incest are excluded.

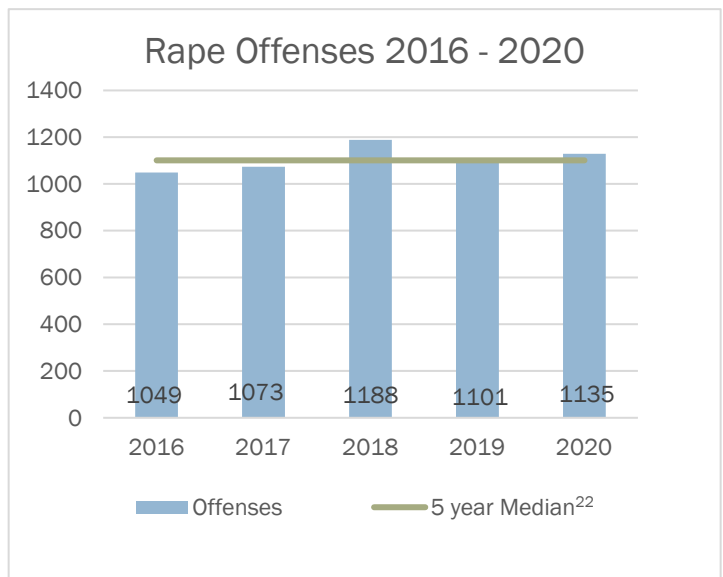
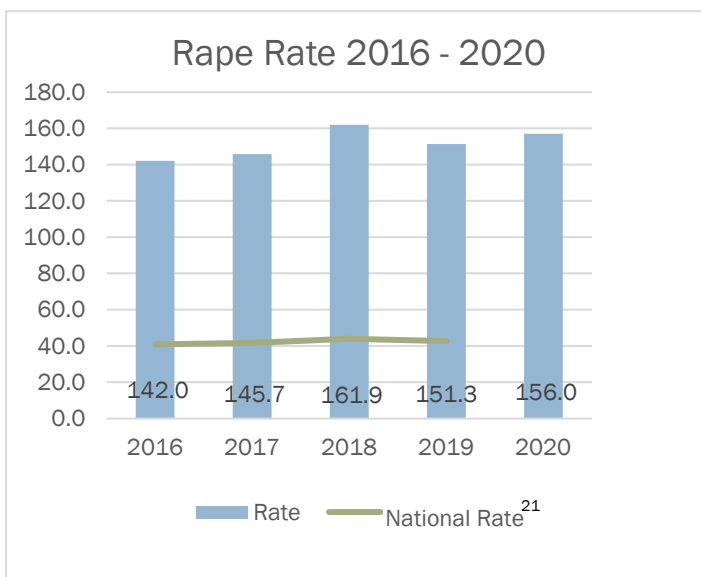
### Summary

A total of 1,135 rapes were reported in 2020; 55 attempted rapes were reported and are included in this total. This represents 18.6% of all violent crime, and 5.0% of all crime reported in Alaska.

The number of reported rapes increased 3.1%, and the rate of rape per 100,000 persons also increased 3.1% from 2019 to 2020. Rape offenses are counted by victim, and each separation of time and place a rape occurs will also be counted. Sexual assaults spanning years will result in numerous counts of rape offenses being reported for a single victim. In 2020, at least one such severe incident was reported, and had it been counted as a single incident, there would have been a decrease in both the index and rate of rape.

Year	Offenses	Alaska Rate	National Rate <sup>21</sup>	Index Change	Rate Change
2016	1,049	142.0	40.9	17.2%	16.6%
2017	1,073	145.7	41.7	2.3%	2.6%
2018	1,188	161.9	44	10.7%	11.1%
2019	1,101	151.3	42.6	-7.3%	-6.6%
2020	1,135	156.0	n/a	3.1%	3.1%

The rape rate increased 3.1% from 2019 to 2020



<sup>21</sup> FBI: UCR [Crime in the United States by Volume and Rate per 100,000 Inhabitants, 1998-2019](#). National Rates for 2020 were not available at the time of publication.

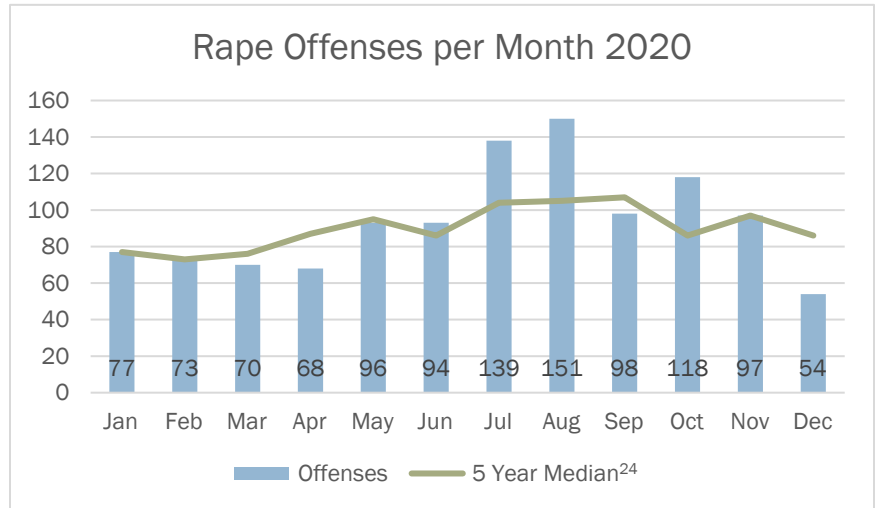
<sup>22</sup> Five-year median calculated from [Crime in Alaska Uniform Crime Reports 2016-2020](#)

## Rape Offenses

### Offenses by Month

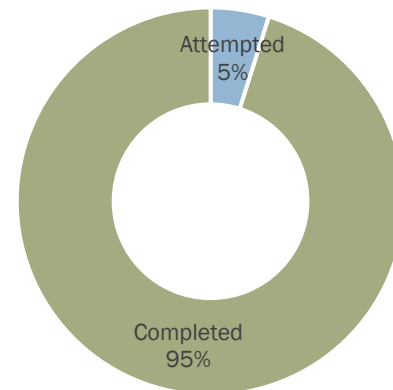
Since 2011, July has averaged the highest number of reported rape offenses at 88.5 per month. In 2020, the highest number of reported rapes occurred in August with 151 reported offenses.

The National Uniform Crime Reporting Program requires if there is a separation of time and place between the commission of several crimes, that each crime be reported separately.<sup>23</sup> Sexual assaults spanning several time periods will result in numerous counts of rape offenses being reported for a single victim.



### Attempted Offenses

Year	Attempted Offenses	Completed Offenses	Percent Completed
2016	89	960	91.5%
2017	76	997	92.9%
2018	88	1,100	92.6%
2019	72	1,029	93.5%
2020	55	1,080	95.2%

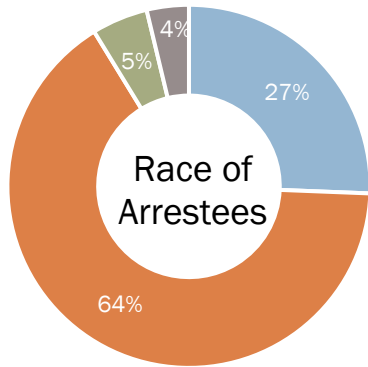
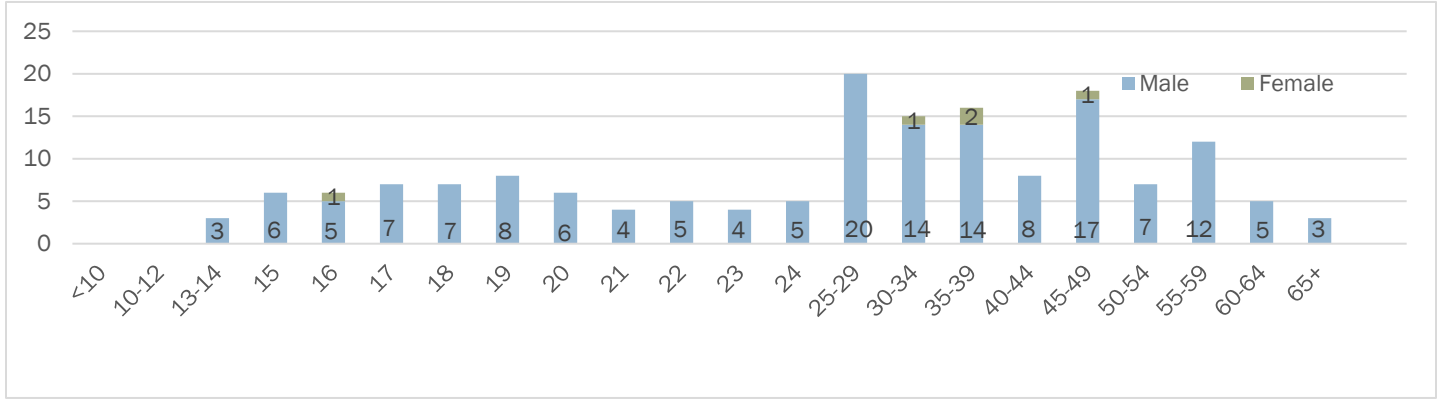


<sup>23</sup> FBI Summary Reporting System manual: <https://www.fbi.gov/services/cjis/ucr/data-documentation>.

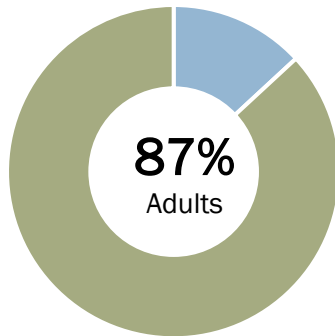
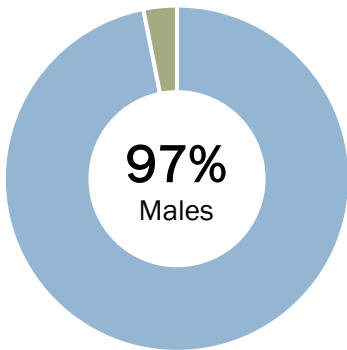
<sup>24</sup> Five-year median calculated from [Crime in Alaska Uniform Crime Reports 2016-2020](#)

# Arrests for Rape

## Rape Arrestees by Age, Sex, and Race<sup>25</sup>



■ White ■ Alaska Native ■ Black ■ Asian



Age	Male	Female
<10		
10-12		
13-14	3	
15	6	
16	5	1
17	7	
18	7	
19	8	
20	6	
21	4	
22	5	
23	4	
24	5	
25-29	20	
30-34	14	1
35-39	14	2
40-44	8	
45-49	17	1
50-54	7	
55-59	12	
60-64	5	
65+	3	

<sup>25</sup> A note on arrests: The reporting agencies provide a record of the total number of persons arrested, cited, or summoned (served) for criminal acts in all Part I and Part II crimes. In addition, the agencies furnish basic data concerning the personal characteristics—age, sex, race, and ethnicity—of persons arrested in a particular month. The UCR program collects data on the number of persons arrested, not the number of charges lodged. For example, a person may be arrested on several charges at one time; in this situation, the agency only scores one arrest under the most severe offense category as determined by the agency.

## Robbery

### Definition

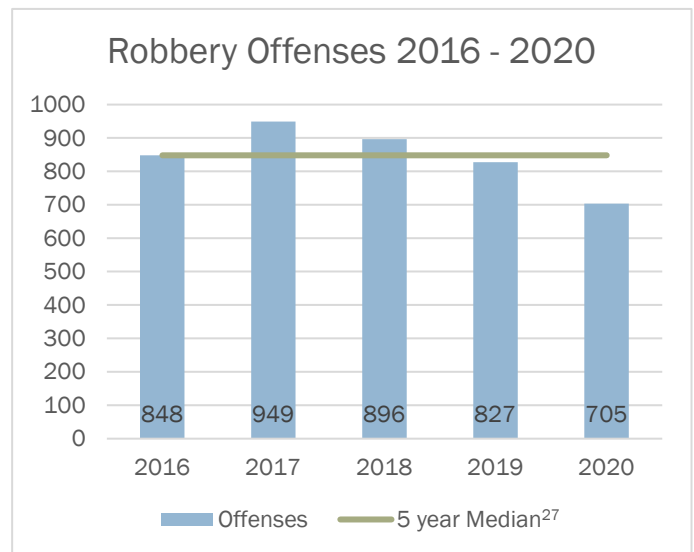
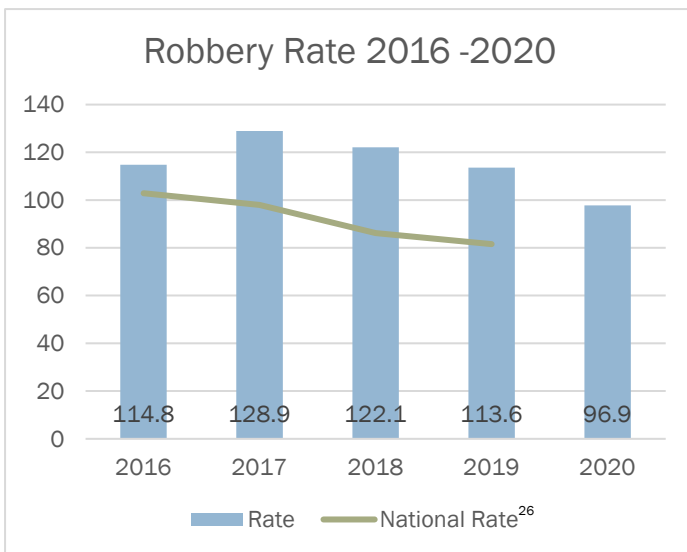
The National Uniform Crime Reporting (UCR) Program defines robbery as the taking or attempting to take anything of value from the care, custody, or control of a person or persons by force or threat of force or violence and/or by putting the victim in fear. Robbery is a type of theft committed in the presence of the victim. The victim is directly confronted by the offender and is threatened with force or is put in fear that force will be used. Robbery involves a theft or larceny but is aggravated by the element of force or threat of force. While the FBI generally classifies robbery as a property crime, due to the violent nature of this offense it is included in the violent crime calculations.

### Summary

A total of 705 robberies were reported in 2020. Attempted robberies are included in this total. Robbery represents 11.6% of all violent crime, and 3.1% of all crime reported in Alaska. The number of reported robberies decreased 14.8%, and the rate of robberies per 100,000 persons decreased 14.7% from 2019 to 2020. Of the reported robberies, the majority (53%) involved use of hands, fists, or feet as the weapon, commonly referred to as strong arm robbery. Arrest data shows 81% of the persons arrested for robbery were male, and 94% were adults. The total property loss associated with robbery offenses reported in 2020 was \$388,365, down from \$687,269 in 2019.

Year	Offenses	Alaska Rate	National Rate <sup>27</sup>	Index Change	Rate Change
2016	848	114.8	102.9	11.7%	11.2%
2017	949	128.9	98.0	11.9%	12.3%
2018	896	122.1	86.2	-5.6%	-5.3%
2019	827	113.6	81.6	-7.7%	-6.9%
2020	705	96.9	n/a	-14.8%	-14.7%

The robbery rate decreased 14.7% from 2019 to 2020



<sup>26</sup> FBI: UCR [Crime in the United States by Volume and Rate per 100,000 Inhabitants, 1998-2019](#). National Rates for 2020 were not available at the time of publication.

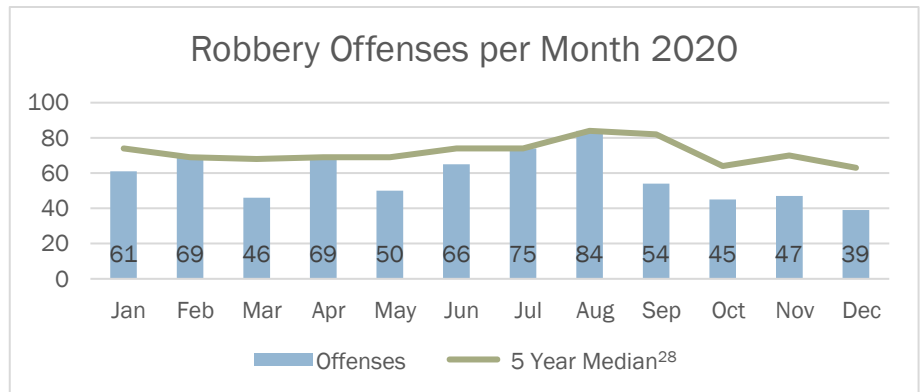
<sup>27</sup> Five-year median calculated from [Crime in Alaska Uniform Crime Reports 2016-2020](#).



## Robbery Offenses

### Offenses by Month

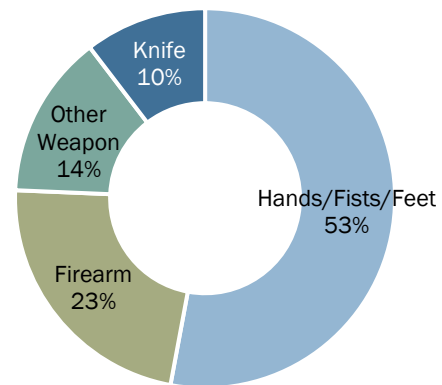
Since 2011, August has averaged the highest number of robbery offenses reported, averaging 73.7 per month. In 2020, August had the highest number of robbery offenses with 84 reports.



### Robbery Weapon Types

Year	Firearm	Knife	Other Weapon	Hands, Fists, Feet
2016	242	81	116	409
2017	294	88	134	433
2018	242	99	127	428
2019	167	89	119	452
2020	162	73	98	372

### Robbery Weapon Types 2020



### Robbery Locations & Property Loss

Year	Highway, Street	Misc <sup>30</sup>	Commercial Building	Residence	Gas Station/ Convenience Store	Bank
2016	368	141	140	123	62	14
2017	403	167	162	153	58	6
2018	315	184	177	138	67	15
2019	298	141	182	134	63	9
2020	242	128	132	115	86	2

Robbery Locations in 2020	Property Loss
Highway, Street, Alley	\$272,112
Residence	\$43,233
Miscellaneous <sup>29</sup>	\$31,246
Commercial Building	\$24,335
Gas Station/ Convenience Store	\$16,809
Bank	\$630

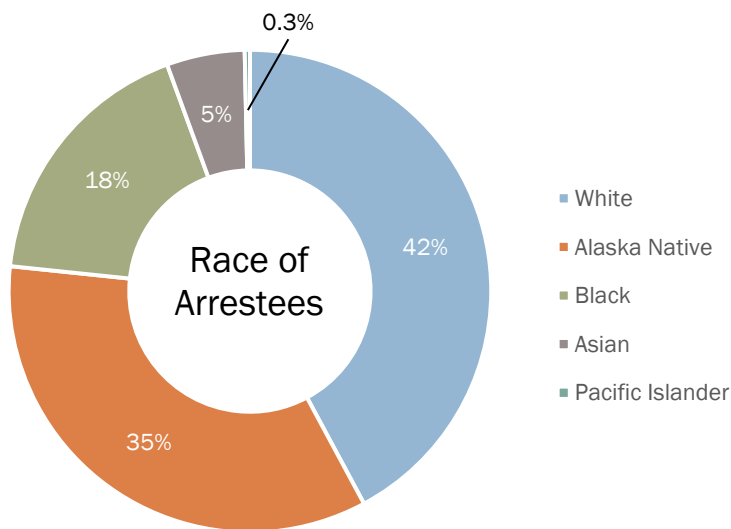
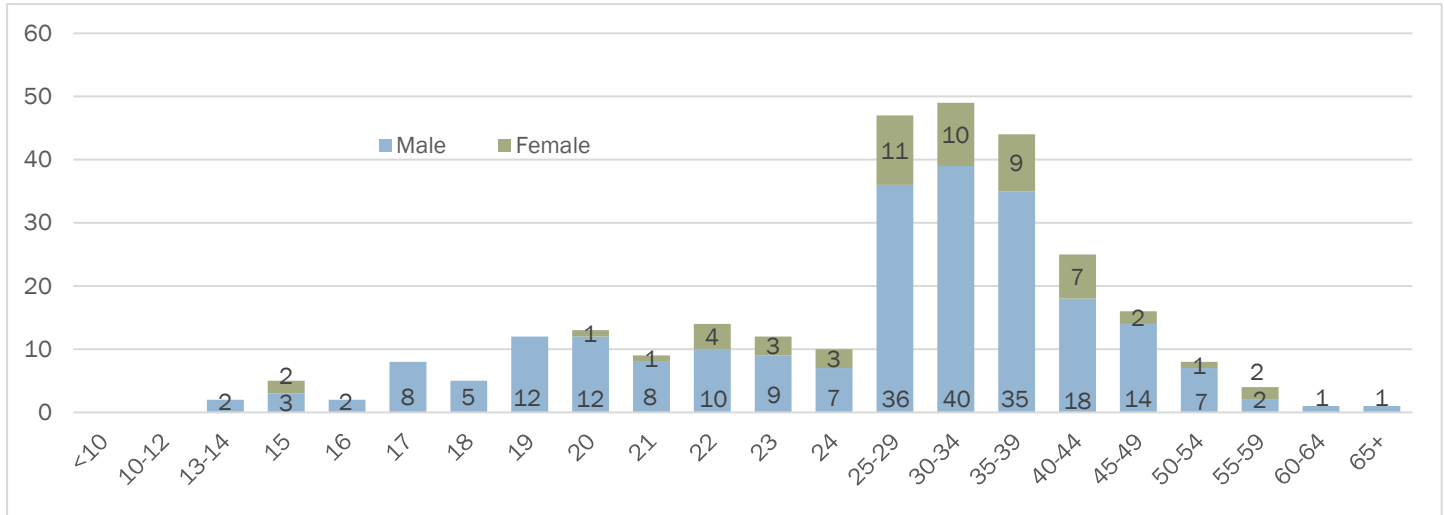
Total reported robbery property loss in 2020:  
**\$388,365**

<sup>28</sup> Five-year median calculated from [Crime in Alaska Uniform Crime Reports](#) 2016-2020.

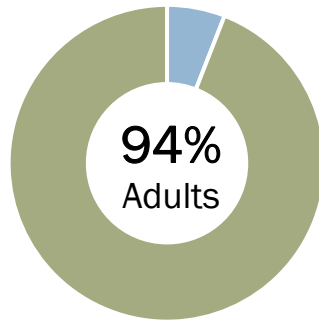
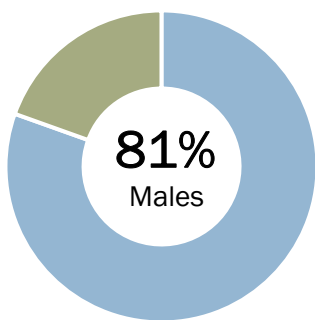
<sup>29</sup> The robbery miscellaneous category, encompassing those not classified in the other 6 categories, includes robberies occurring on or at waterways, houses of worship, union halls, school buildings, government buildings, subways, trains, airplanes, doctors' and lawyers' offices, wooded areas, etc.

## Arrests for Robbery

### Robbery Arrestees by Age, Sex, and Race<sup>30</sup>



Age	Male	Female
<10		
10-12		
13-14	2	
15	3	2
16	2	
17	8	
18	5	
19	12	
20	12	1
21	8	1
22	10	4
23	9	3
24	7	3
25-29	36	11
30-34	40	10
35-39	35	9
40-44	18	7
45-49	14	2
50-54	7	1
55-59	2	2
60-64	1	
65+	1	



<sup>30</sup> A note on arrests: The reporting agencies provide a record of the total number of persons arrested, cited, or summoned (served) for criminal acts in all Part I and Part II crimes. In addition, the agencies furnish basic data concerning the personal characteristics—age, sex, race, and ethnicity—of persons arrested in a particular month. The UCR program collects data on the number of persons arrested, not the number of charges lodged. For example, a person may be arrested on several charges at one time; in this situation, the agency only scores one arrest under the most severe offense category as determined by the agency.

## Aggravated Assault

### Definition

The National Uniform Crime Reporting (UCR) Program defines aggravated assault as an unlawful attack by one person upon another to inflict severe or aggravated bodily injury. The UCR Program further specifies this type of assault is usually accompanied by the use of a weapon or by other means likely to produce death or great bodily harm. Attempted aggravated assault that involves the display of, or threat to use, a gun, knife, or other dangerous weapon is included in this crime category because serious personal injury could likely result if the assault were completed. Attempts to murder are also included in this offense category.

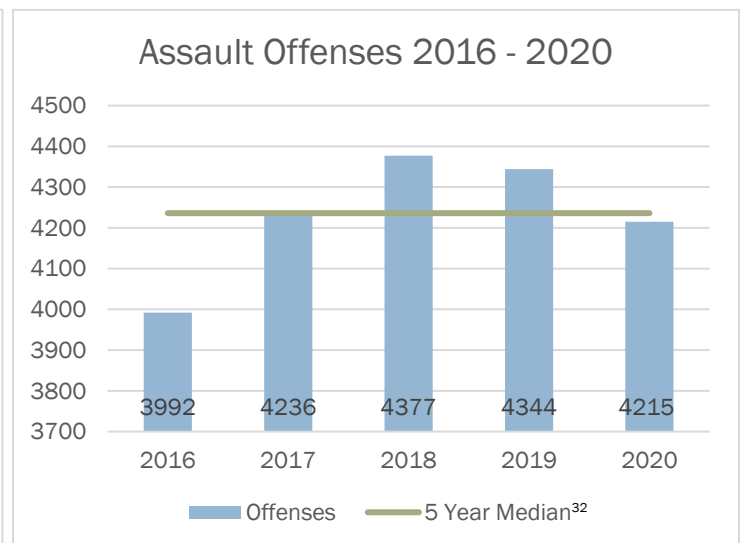
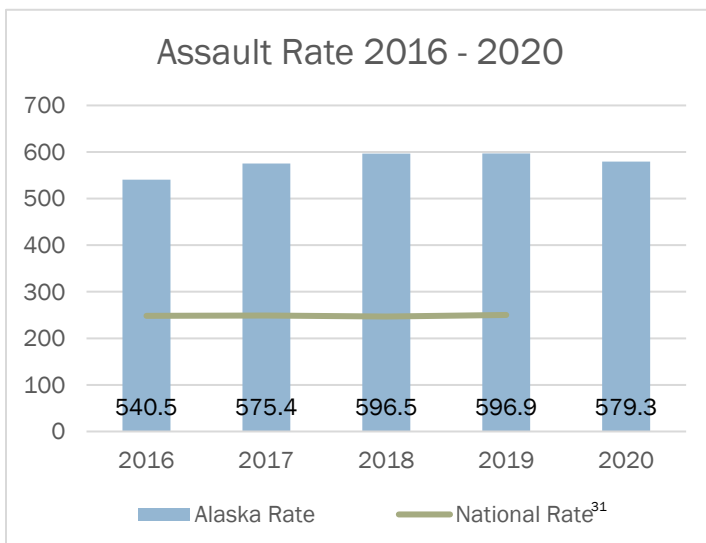
### Summary

A total of 4,215 aggravated assaults were reported in 2020. This represents 69.1% of all violent crime and 18.6% of all crime reported in Alaska. The number of reported assaults decreased 3.0% and the rate of assaults per 100,000 persons decreased 2.9% from 2019 to 2020.

While not included in crime calculations, there were 8,791 offenses of simple assault reported in 2020, 12.1% decrease from 2019. Simple assault includes all assaults which do not involve the use of a firearm, knife, cutting instrument, or other dangerous weapon and in which the victim does not sustain serious or aggravated injuries.

Year	Offenses	Alaska Rate	National Rate <sup>31</sup>	Index Change	Rate Change
2016	3,992	540.5	248.3	9.3%	8.7%
2017	4,236	575.4	248.9	6.1%	6.5%
2018	4,377	596.5	246.8	3.3%	3.7%
2019	4,344	596.9	250.2	-0.8%	0.1%
2020	4,215	579.3	n/a	-3.0%	-2.9%

The aggravated assault rate decreased 2.9% from 2019 to 2020



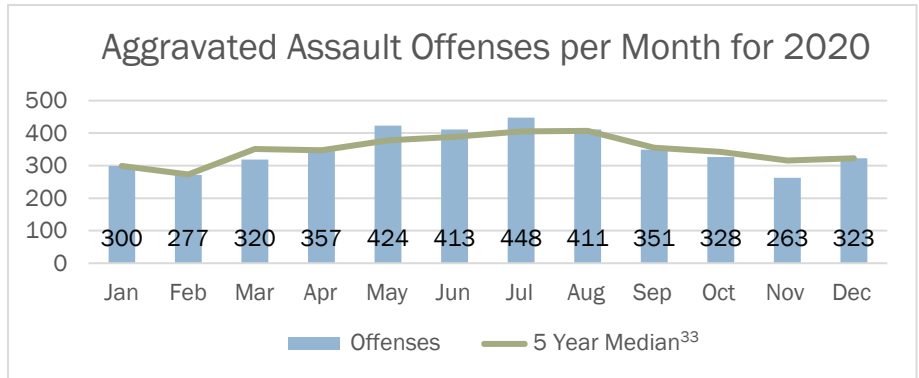
<sup>31</sup> FBI: UCR [Crime in the United States by Volume and Rate per 100,000 Inhabitants, 1998-2019](#). National Rates for 2020 not available at time of publication.

<sup>32</sup> Five-year median calculated from [Crime in Alaska Uniform Crime Reports 2016-2020](#).

## Aggravated Assault Offenses

### Offenses by Month

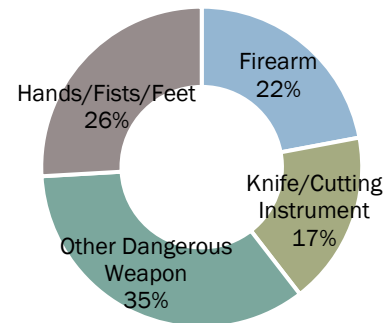
Since 2011, August has averaged the highest number of aggravated assault offenses reported, averaging 365.1 assaults per month. In 2020, July had the highest number of offenses with 448 reported. While the July numbers were higher than the historical average, the total number of aggravated assaults decreased



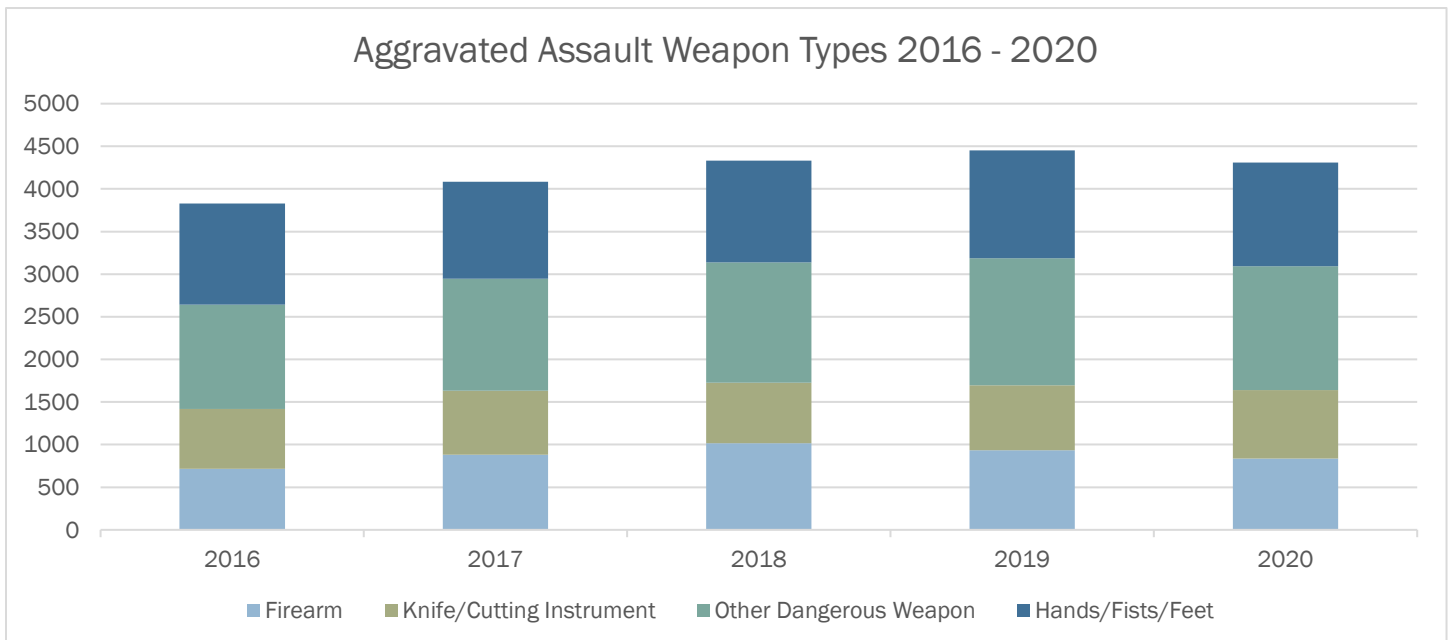
### Aggravated Assault Weapon Types

Year	Firearm	Knife	Other Weapon	Hands, Fists, Feet
2016	883	750	1,224	1,135
2017	1,015	712	1,314	1,195
2018	935	763	1,411	1,268
2019	836	803	1,487	1,218
2020	928	735	1,461	1,091

### Aggravated Assault Weapon Types 2020



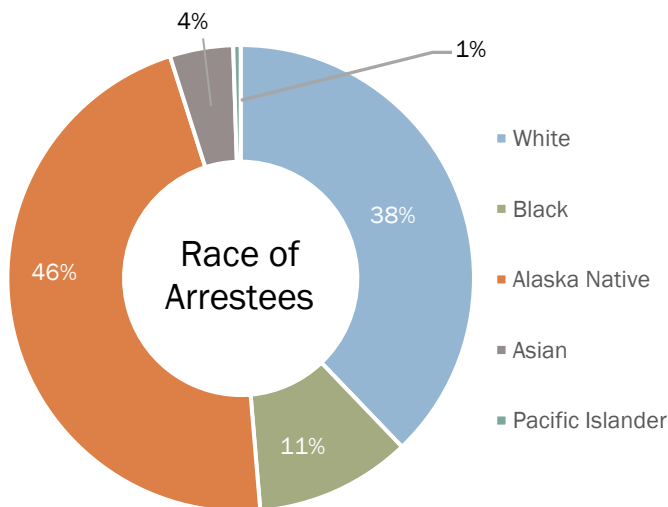
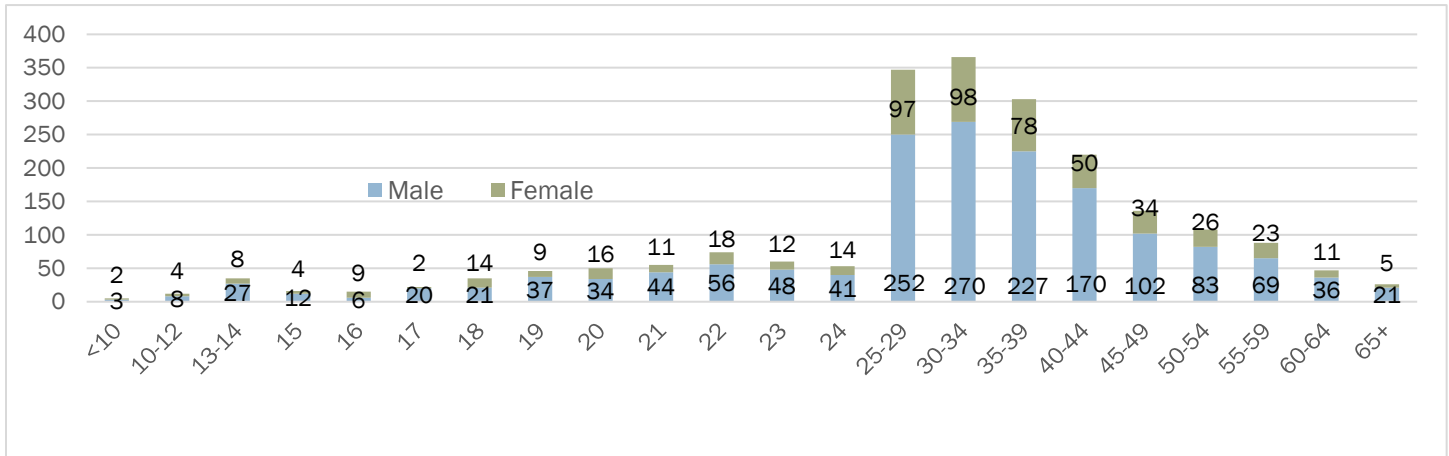
### Aggravated Assault Weapon Types 2016 - 2020



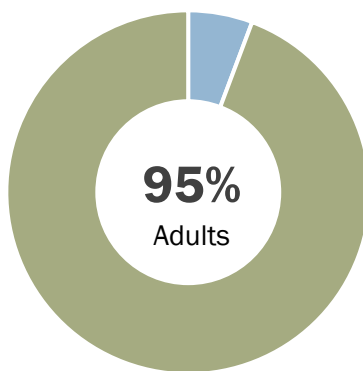
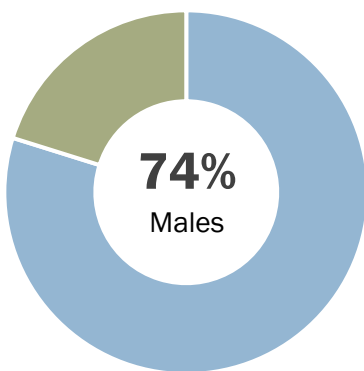
<sup>33</sup> Five-year median calculated from [Crime in Alaska Uniform Crime Reports](#) 2016-2020.

# Arrests for Aggravated Assault

## Aggravated Assault Arrestees by Age, Sex, and Race<sup>34</sup>



Age	Male	Female
<10	3	2
10-12	8	4
13-14	27	8
15	12	4
16	6	9
17	20	2
18	21	14
19	37	9
20	34	16
21	44	11
22	56	18
23	48	12
24	41	14
25-29	252	97
30-34	270	98
35-39	227	78
40-44	170	50
45-49	102	34
50-54	83	26
55-59	69	23
60-64	36	11
65+	21	5



<sup>34</sup> A note on arrests: The reporting agencies provide a record of the total number of persons arrested, cited, or summoned (served) for criminal acts in all Part I and Part II crimes. In addition, the agencies furnish basic data concerning the personal characteristics—age, sex, race, and ethnicity—of persons arrested in a particular month. The UCR program collects data on the number of persons arrested, not the number of charges lodged. For example, a person may be arrested on several charges at one time; in this situation, the agency only scores one arrest under the most severe offense category as determined by the agency.

## Burglary

### Definition

The Uniform Crime Reporting (UCR) Program defines burglary as the unlawful entry of a structure to commit a felony or theft. To classify an offense as a burglary, the use of force to gain entry need not have occurred. The UCR Program has three subclassifications for burglary: forcible entry, unlawful entry where no force is used, and attempted forcible entry. The UCR definition of “structure” includes, but is not limited to, an apartment, barn, house trailer or houseboat (when used as a permanent dwelling), office, stable, vessel (e.g., ship), or a warehouse. Tents, tent trailers, motor homes, house trailers, or other mobile units being used for recreational purposes are not considered structures.

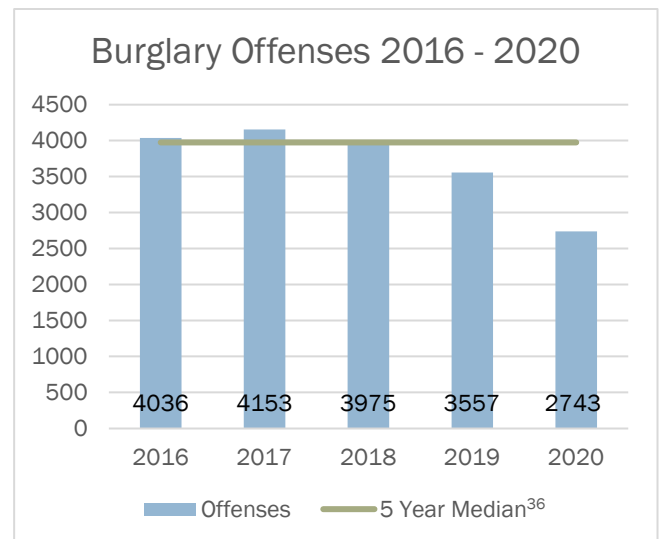
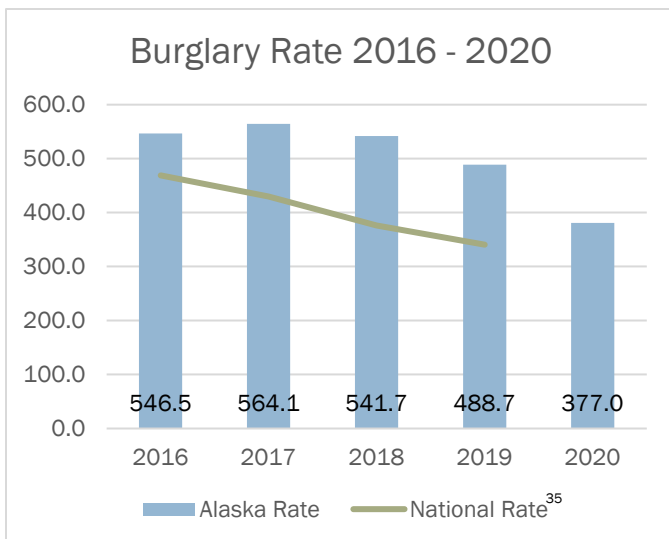
### Summary

A total of 2,743 burglaries were reported in 2020. This represents 16.6% of all property crime, and 12.1% of all crime reported in Alaska. This marks the third straight year in decreased reports of burglary offenses to law enforcement. The number of reported burglaries decreased 22.9% from 2019 to 2020, and the rate of burglaries per 100,000 persons decreased 22.9%.

Of the reported burglaries, 61% were of residential structures. In residential burglaries when the time of the offense was known, 50.3% occurred at night and 49.7% during the day. The total property loss associated with burglary offenses in 2020 was over \$6.7 million.

Year	Offenses	Alaska Rate	National Rate <sup>35</sup>	Index Change	Rate Change
2016	4,036	546.5	468.9	15.4%	14.8%
2017	4,153	564.1	429.7	2.9%	3.2%
2018	3,975	541.7	376.0	-4.3%	-4.0%
2019	3,557	488.7	340.5	-10.5%	-9.8%
2020	2,743	377.0	n/a	-22.9%	-22.9%

The burglary rate decreased 22.9% from 2019 to 2020



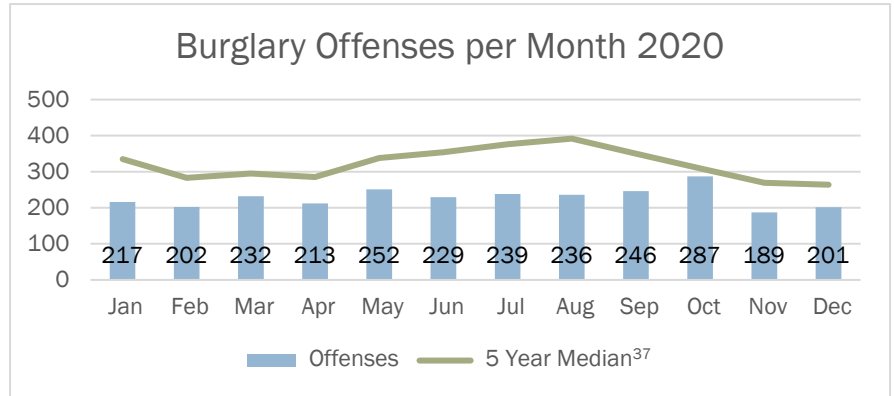
<sup>35</sup> FBI: [UCR Crime in the United States by Volume and Rate per 100,000 Inhabitants, 1998-2019](#). National Rates for 2020 were not available at the time of publication.

<sup>36</sup> Five-year median calculated from [Crime in Alaska Uniform Crime Reports 2016-2020](#).

## Burglary Offenses

### Offenses by Month

Since 2011, August has averaged the highest number of reported burglary offenses, averaging 333.1 per month. In 2020, October recorded the highest number of burglary offenses with 287 reported.

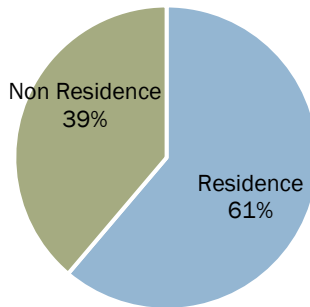
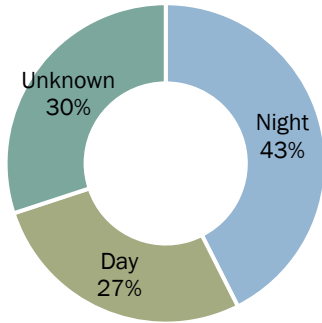


### Burglary Locations

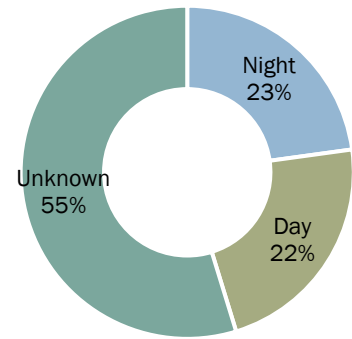
Time	Count	Value
Night	453	\$764,059
Day	291	\$363,189
Unknown Time	320	\$1,019,793

Time	Count	Value
Night	382	\$714,600
Day	378	\$921,142
Unknown Time	919	\$2,989,343

Non-Residential Burglaries



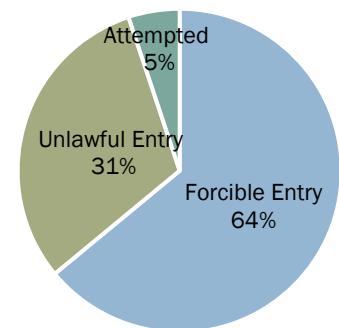
Residential Burglaries



### Burglary Entry Types

Year	Forcible Entry	Unlawful Entry	Attempted
2016	2,330	1,434	272
2017	2,704	1,215	234
2018	2,475	1,304	196
2019	2,121	1,262	174
2020	1,753	850	140

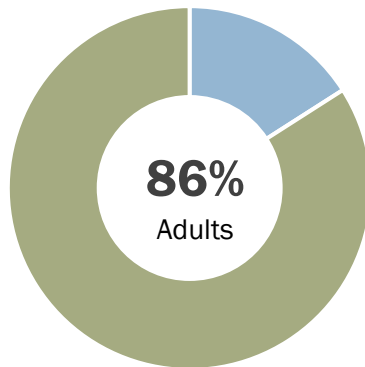
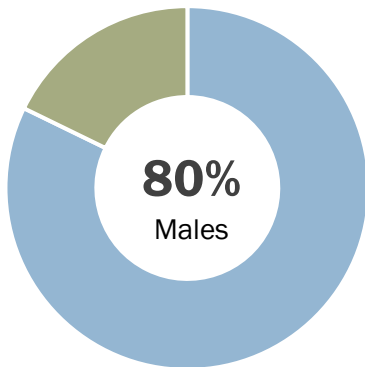
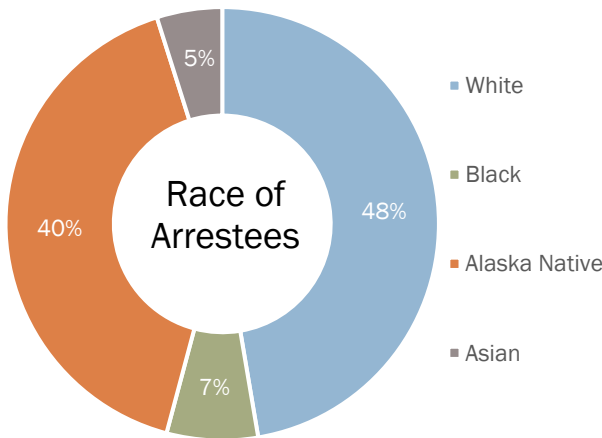
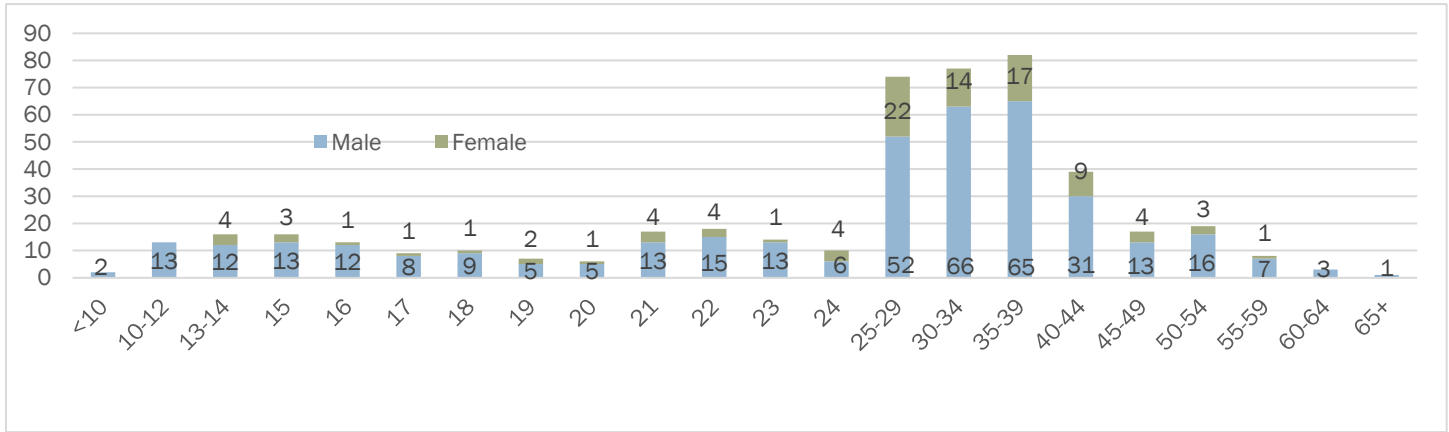
Burglary Entry Types



<sup>37</sup> Five-year median calculated from [Crime in Alaska Uniform Crime Reports](#) 2016-2020.

# Arrests for Burglary

## Burglary Arrestees by Age, Sex, and Race<sup>38</sup>



Age	Male	Female
<10	2	
10-12	13	
13-14	12	4
15	13	3
16	12	1
17	8	1
18	9	1
19	5	2
20	5	1
21	13	4
22	15	4
23	13	1
24	6	4
25-29	52	22
30-34	66	14
35-39	65	17
40-44	31	9
45-49	13	4
50-54	16	3
55-59	7	1
60-64	3	
65+	1	

<sup>38</sup> A note on arrests: The reporting agencies provide a record of the total number of persons arrested, cited, or summoned (served) for criminal acts in all Part I and Part II crimes. In addition, the agencies furnish basic data concerning the personal characteristics—age, sex, race, and ethnicity—of persons arrested in a particular month. The UCR program collects data on the number of persons arrested, not the number of charges lodged. For example, a person may be arrested on several charges at one time; in this situation, the agency only scores one arrest under the most severe offense category as determined by the agency.



## Larceny Theft

### Definition

The Uniform Crime Reporting (UCR) Program defines larceny theft as the unlawful taking, carrying, leading, or riding away of property from the possession or constructive possession of another. All thefts are included in this category with one exception: motor vehicle theft. Because of the high volume of motor vehicle thefts, this crime has its own offense category. Offenses of embezzlement, fraud, counterfeiting, obtaining money by false pretenses, larceny by check, larceny by bailee, or check fraud are not included in the larceny theft category. Each of these crimes falls within one of the Part II offense categories and is only counted if an arrest is made.

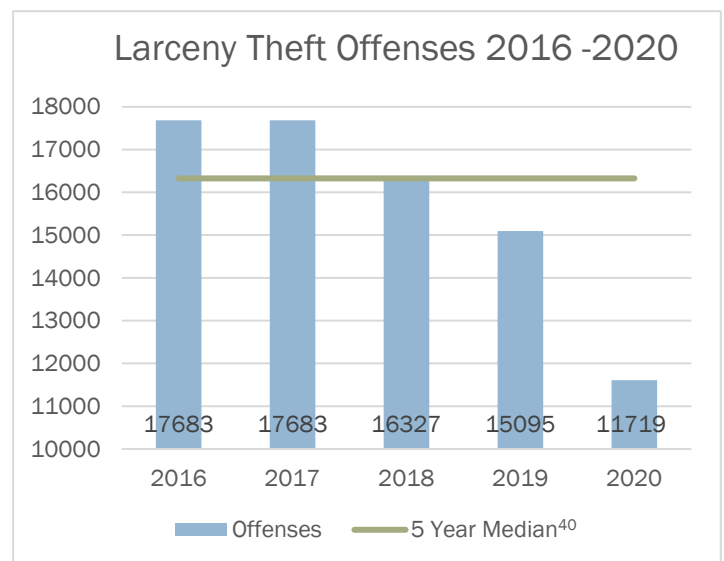
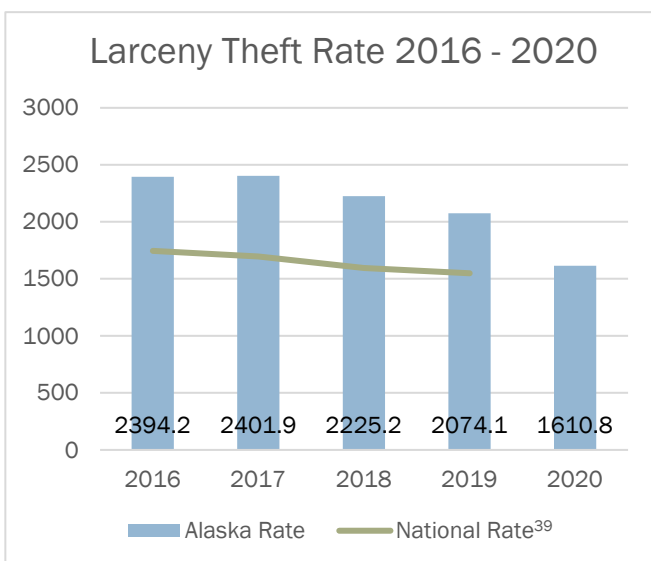
### Summary

A total of 11,719 larceny thefts were reported in 2020. This represents 70.8% of all property crime, and 51.7% of all crime reported in Alaska. The number of reported larceny thefts decreased 22.4%, and the rate of larceny thefts per 100,000 persons decreased 22.3% from 2019 to 2020. This marks the third straight year of a decrease in the number of reported larceny thefts, and the first year since 2004 with double digit decreases in both the crime rate and crime index for larceny thefts.

While the number of reported larceny thefts decreased, the property loss associated with these offenses increased from 2019. The total property loss associated with larceny theft in 2020 was over \$13.4 million, up from \$11.2 million in 2019.

Year	Offenses	Alaska Rate	National Rate <sup>39</sup>	Index Change	Rate Change
2016	17,683	2,394.2	1,745.4	16.7%	16.1%
2017	17,683	2,401.9	1,694.4	0.0%	0.3%
2018	16,327	2,225.2	1,594.6	-7.7%	-7.4%
2019	15,095	2,074.1	1,549.5	-7.5%	-6.8%
2020	11,719	1,610.8	n/a	-22.4%	-22.3%

The larceny rate decreased 22.3% from 2019 to 2020



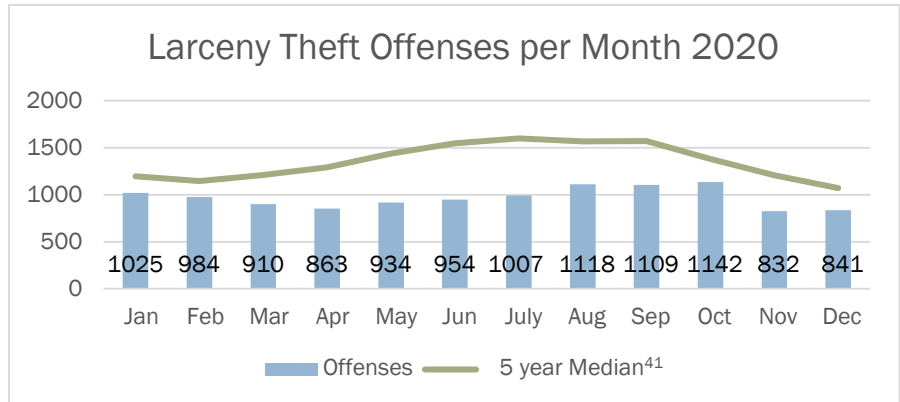
<sup>39</sup> FBI: UCR [Crime in the United States by Volume and Rate per 100,000 Inhabitants, 1998-2019](#). National Rates for 2020 were not available at the time of publication.

<sup>40</sup> Five-year median calculated from [Crime in Alaska Uniform Crime Reports 2016-2020](#).

## Larceny Theft Offenses

### Offenses by Month

Since 2011, July has averaged the highest number of larceny thefts reported with an average of 1,577.9 per month. In 2020, October recorded the highest number of larceny thefts with 1,142 reported offenses.

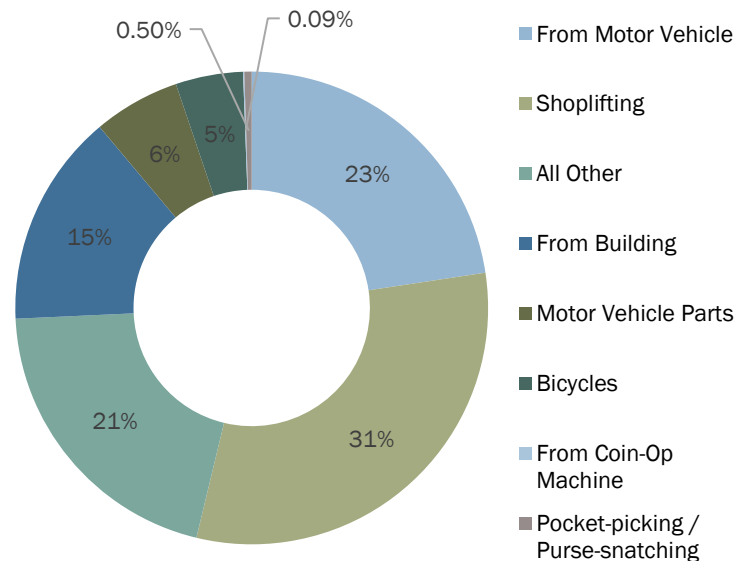


### Larceny Types & Property Loss

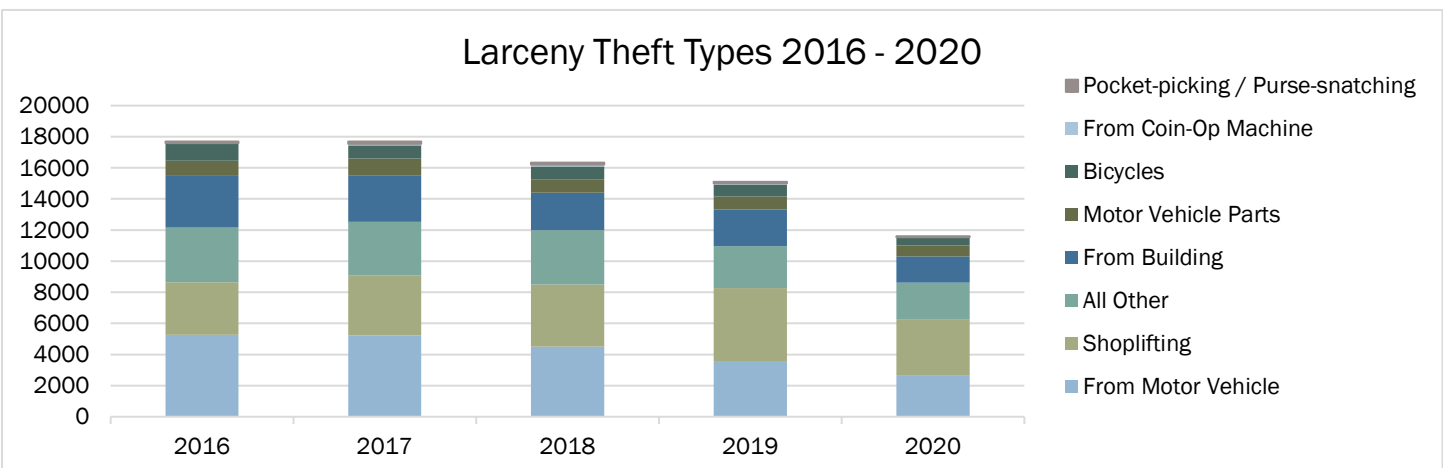
Value Range	Number of Offenses	Total Property Loss
\$200 & Over	5,081	\$ 13,153,076
\$50 - \$199	2,536	\$ 257,096
Under \$50	4,102	\$ 70,219

Type	Number of Offenses	Total Property Loss
Shoplifting	3,625	\$ 549,154
From Motor Vehicle	2,645	\$ 2,035,233
All Other	2,423	\$ 8,120,771
From Building	1,708	\$ 1,960,936
Motor Vehicle Parts	691	\$ 377,743
Bicycles	558	\$ 415,322
Pocket-picking / Purse-snatching	58	\$ 19,158
From Coin-Op Machine	11	\$ 2,074

### Larceny Theft Types 2020



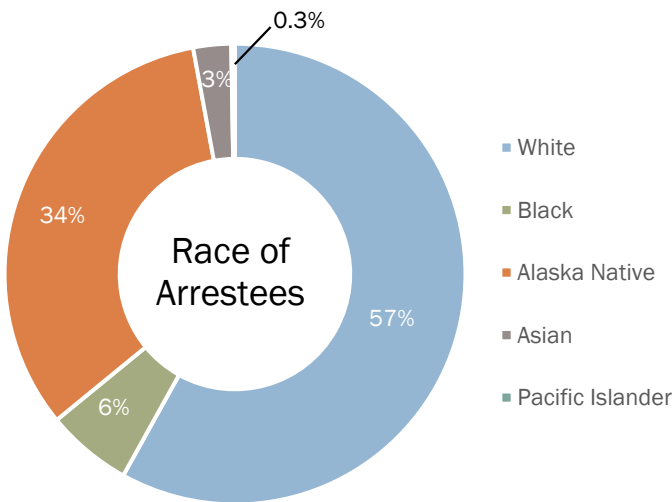
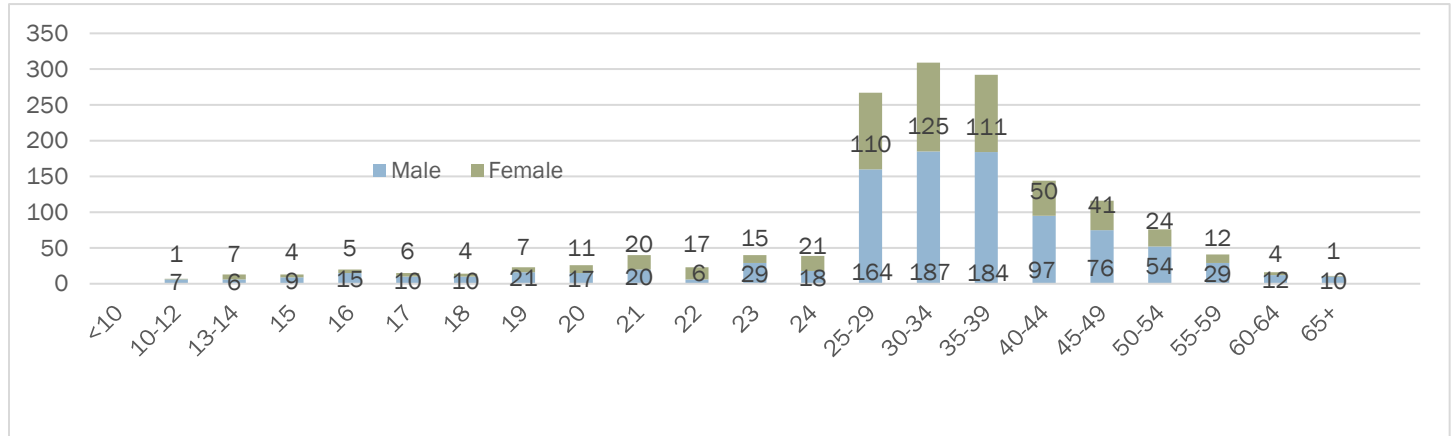
### Larceny Theft Types 2016 - 2020



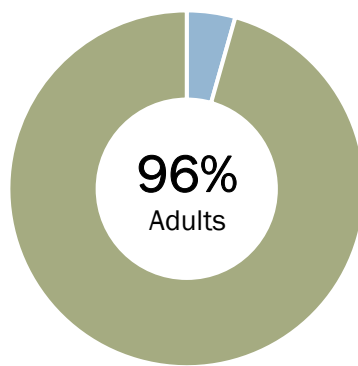
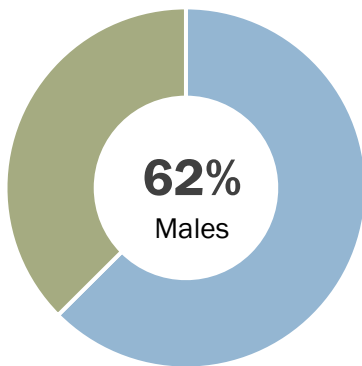
<sup>41</sup> Five-year median calculated from [Crime in Alaska Uniform Crime Reports](#) 2016-2020.

# Arrests for Larceny Theft

## Larceny Arrestees by Age, Sex, and Race<sup>42</sup>



Age	Male	Female
<10		
10-12	7	1
13-14	6	7
15	9	4
16	15	5
17	10	6
18	10	4
19	21	7
20	17	11
21	20	20
22	6	17
23	29	15
24	18	21
25-29	164	110
30-34	187	125
35-39	184	111
40-44	97	50
45-49	76	41
50-54	54	24
55-59	29	12
60-64	12	4
65+	10	1



<sup>42</sup>A note on arrests: The reporting agencies provide a record of the total number of persons arrested, cited, or summoned (served) for criminal acts in all Part I and Part II crimes. In addition, the agencies furnish basic data concerning the personal characteristics—age, sex, race, and ethnicity—of persons arrested in a particular month. The UCR program collects data on the number of persons arrested, not the number of charges lodged. For example, a person may be arrested on several charges at one time; in this situation, the agency only scores one arrest under the most severe offense category as determined by the agency.

## Motor Vehicle Theft

### Definition

The Uniform Crime Reporting (UCR) Program defines motor vehicle theft as the theft or attempted theft of a motor vehicle; a motor vehicle is a self-propelled vehicle which runs on land surfaces and not on rails. Examples of motor vehicles include sport utility vehicles, automobiles, trucks, buses, motorcycles, motor scooters, all-terrain vehicles, and snowmobiles. Motor vehicle theft does not include farm equipment, bulldozers, airplanes, construction equipment or watercraft such as motorboats, sailboats, houseboats, or jet skis. The taking of a motor vehicle for temporary use by persons having lawful access is excluded from this definition.

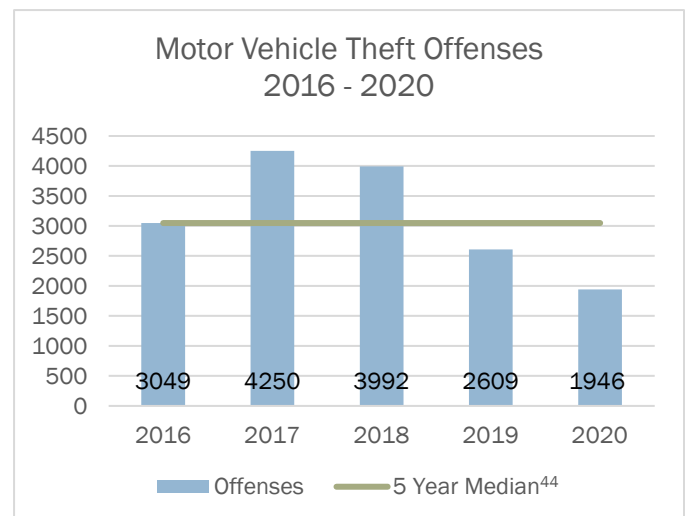
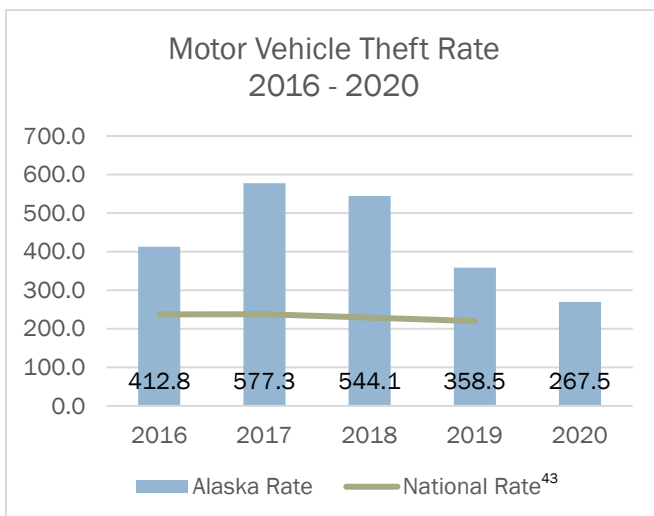
### Summary

A total of 1,946 motor vehicle thefts were reported in 2020. This represents 11.8% of all property crime, and 8.6% of all crime reported in Alaska. The number of reported motor vehicle thefts decreased 25.4%, and the rate of vehicle thefts per 100,000 persons also decreased 25.4% from 2019 to 2020. This marks the third straight year in decreased reports of this offense and is the second year in a row with double digit decreases in both the crime rate and crime index for motor vehicle thefts.

The total property loss associated with motor vehicle theft in 2020 was just over \$15.1 million, down from \$17.3 million in 2019.

Year	Offenses	Alaska Rate	National Rate <sup>43</sup>	Index Change	Rate Change
2016	3,049	412.8	237.3	49.5%	48.7%
2017	4,250	577.3	237.7	39.4%	39.8%
2018	3,992	544.1	228.9	-6.1%	-5.8%
2019	2,609	358.5	219.9	-34.6%	-34.1%
2020	1,946	267.5	n/a	-25.4%	-25.4%

The motor vehicle theft rate decreased 25.4% from 2019 to 2020



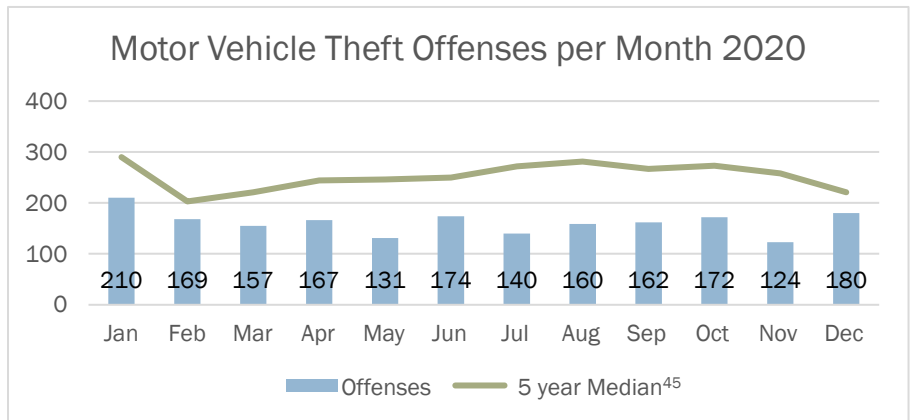
<sup>43</sup> FBI: UCR [Crime in the United States by Volume and Rate per 100,000 Inhabitants, 1998-2019](#). National Rates for 2020 were not available at the time of publication.

<sup>44</sup> Five-year median calculated from [Crime in Alaska Uniform Crime Reports 2016-2020](#).

# Motor Vehicle Theft Offenses

## Offenses by Month

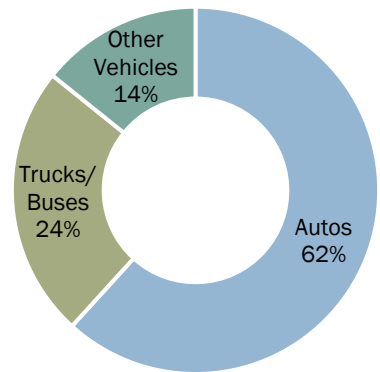
Since 2011, July has averaged the highest number of reported motor vehicle thefts, averaging 223.6 offenses per month. In 2020, January recorded the highest number of motor vehicle thefts with 210 reported offenses.



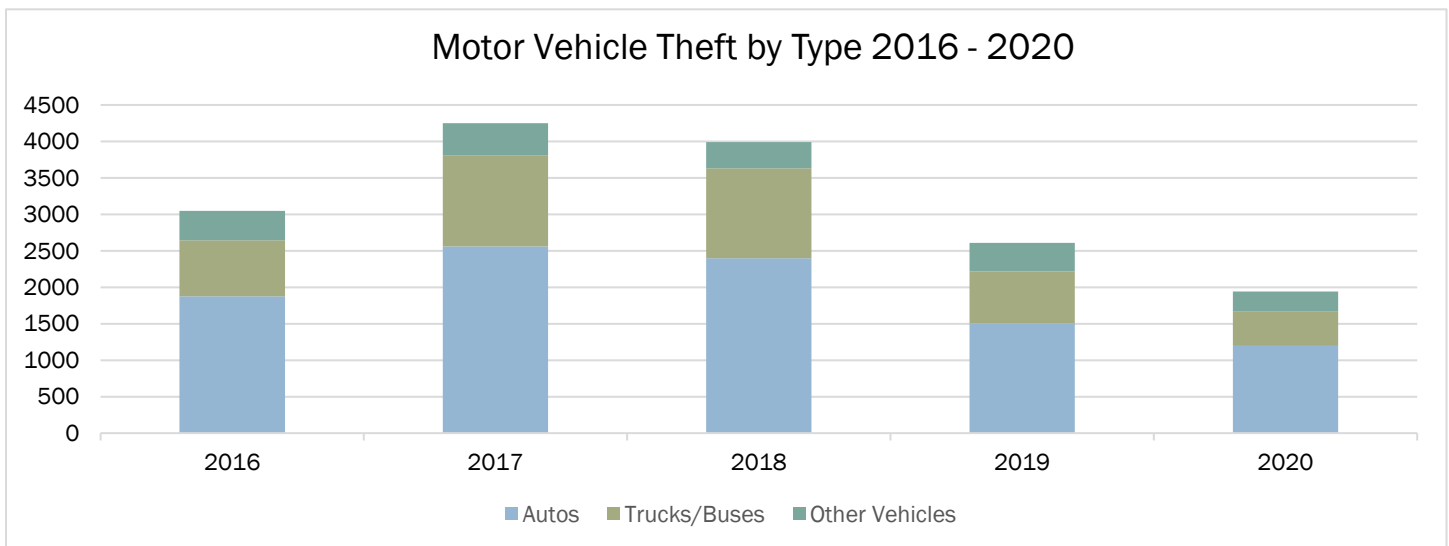
## Motor Vehicle Theft by Type

Year	Autos	Trucks/Buses	Other Vehicles
2016	1,876	769	404
2017	2,560	1,253	437
2018	2,397	1,233	362
2019	1,506	712	391
2020	1,204	466	276

## Motor Vehicle Theft by Type 2020



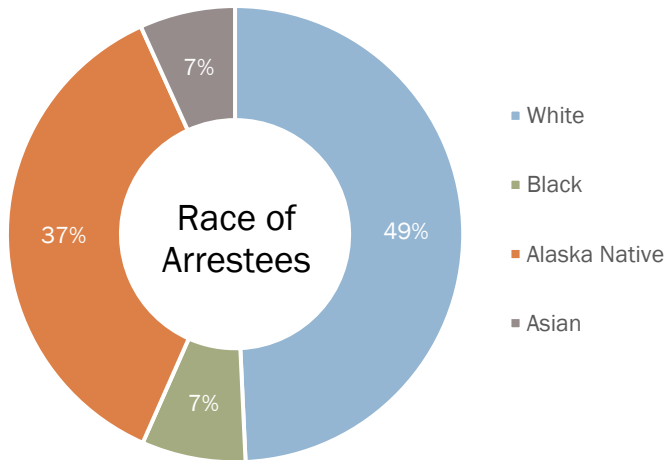
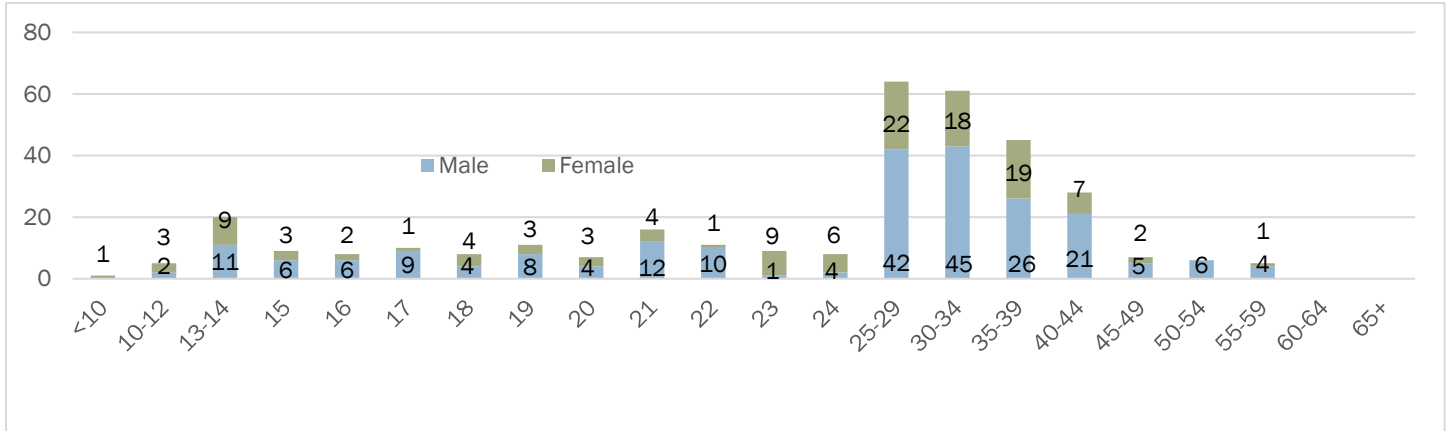
Motor Vehicle Theft by Type 2016 - 2020



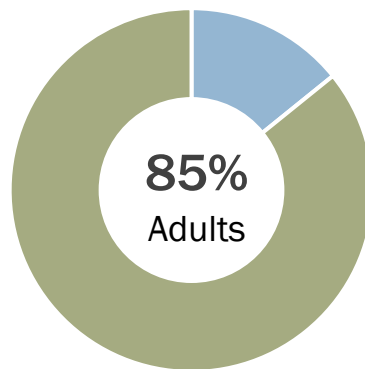
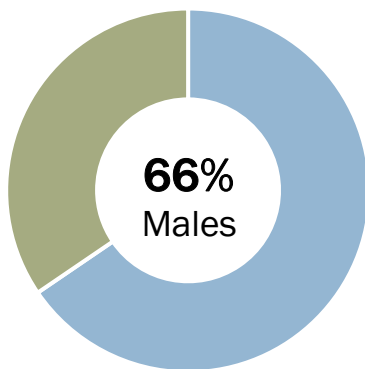
<sup>45</sup> Five-year median calculated from [Crime in Alaska Uniform Crime Reports](#) 2016-2020

# Arrests for Motor Vehicle Theft

## Motor Vehicle Theft Arrestees by Age, Sex, and Race<sup>46</sup>



Age	Male	Female
<10		1
10-12	2	3
13-14	11	9
15	6	3
16	6	2
17	9	1
18	4	4
19	8	3
20	4	3
21	12	4
22	10	1
23	1	9
24	4	6
25-29	42	22
30-34	45	18
35-39	26	19
40-44	21	7
45-49	5	2
50-54	6	
55-59	4	1
60-64		
65+		



<sup>46</sup> A note on arrests: The reporting agencies provide a record of the total number of persons arrested, cited, or summoned (served) for criminal acts in all Part I and Part II crimes. In addition, the agencies furnish basic data concerning the personal characteristics—age, sex, race, and ethnicity—of persons arrested in a particular month. The UCR program collects data on the number of persons arrested, not the number of charges lodged. For example, a person may be arrested on several charges at one time; in this situation, the agency only scores one arrest under the most severe offense category as determined by the agency.

## Arson

### Definition

The Uniform Crime Reporting Program defines arson as any willful or malicious burning or attempt to burn, with or without intent to defraud, a dwelling house, public building, motor vehicle or aircraft, personal property of another, etc. Contributing agencies report arson as fires determined through investigation to have been willfully or maliciously set. Attempts to burn are included in this offense, but fires of suspicious or unknown origins are not. Agencies classify one offense for each distinct arson operation originating within the reporting jurisdiction. If arson is perpetrated in one locale and spreads to another, the jurisdiction in which the fire originated reports it.

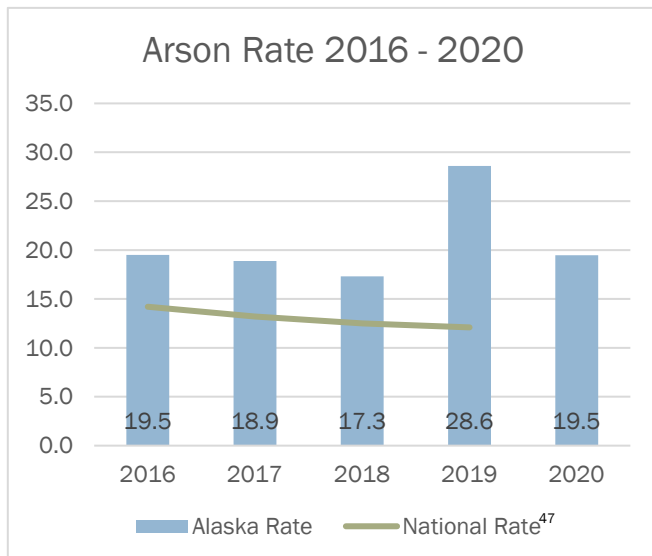
### Summary

A total of 142 arsons were reported in 2020. This represents 0.9% of all property crime, and 0.6% of all crime reported in Alaska. The number of reported arsons decreased 31.7% and the rate of arsons per 100,000 persons also decreased 31.7% from 2019 to 2020. This is the first time since 2016 there was a double digit decrease in both the crime rate and crime index for reported arson offenses.

The total property loss associated with arson in 2020 was just over \$2.4 million.

Year	Offenses	Alaska Rate	National Rate <sup>47</sup>	Index Change	Rate Change
2016	144	19.5	14.2	-20.9%	-21.3%
2017	139	18.9	13.2	-3.5%	-3.2%
2018	127	17.3	12.5	-8.6%	-8.3%
2019	208	28.6	12.1	63.8%	65.1%
2020	142	19.5	n/a	-31.7%	-31.7%

The arson rate decreased 31.7% from 2019 to 2020



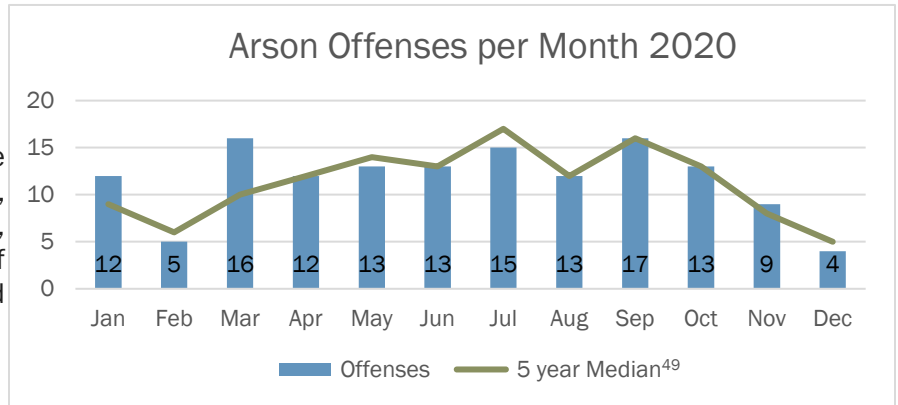
<sup>47</sup> FBI: Crime in the United States, [Arson Rate by Population Group, 2019](#). National Rates for 2020 were not available at the time of publication.

<sup>48</sup> Five-year median calculated from [Crime in Alaska Uniform Crime Reports 2016-2020](#).

## Arson Offenses

### Offenses by Month

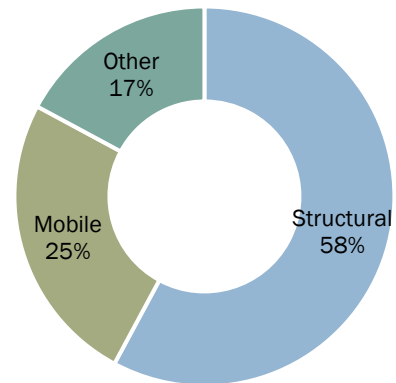
Since 2011, July has averaged the highest number of reported arson offenses, averaging 20.4 arsons per month. In 2020, September had the highest number of arsons for the year with 17 reported arson offenses.



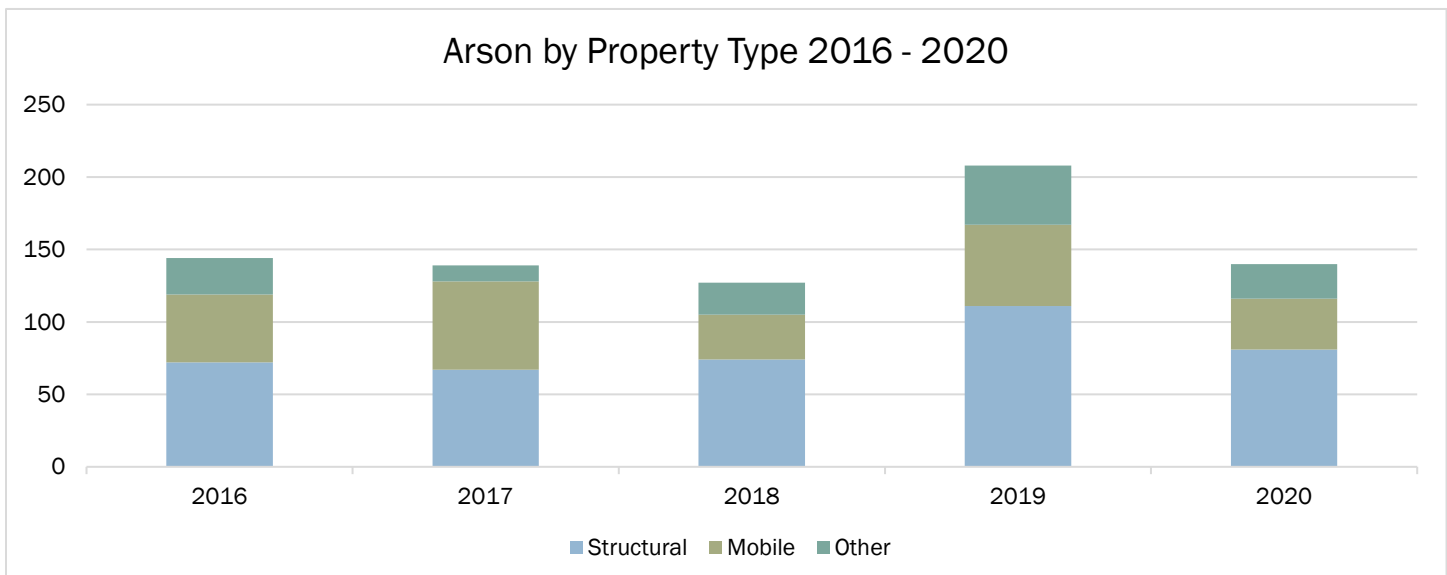
### Arson by Property Type

Year	Structural Property	Mobile Property	Other Property Type
2016	72	47	25
2017	67	61	11
2018	74	31	22
2019	111	56	41
2020	82	36	24

### Arson by Property Type 2020



### Arson by Property Type 2016 - 2020

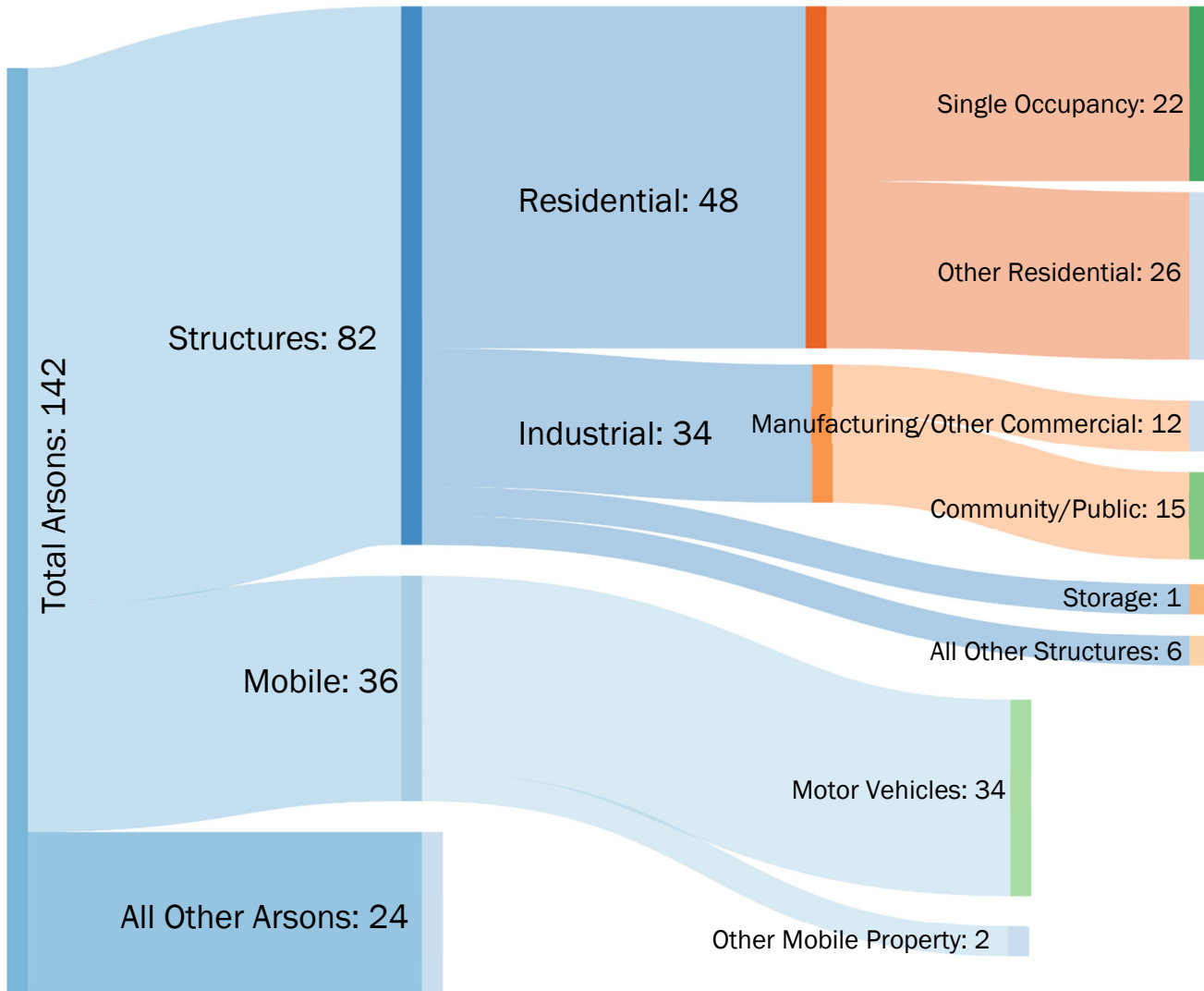


<sup>49</sup> Five-year median calculated from [Crime in Alaska Uniform Crime Reports](#) 2016-2020.



# Crime in Alaska 2020

## Arson by Property Type

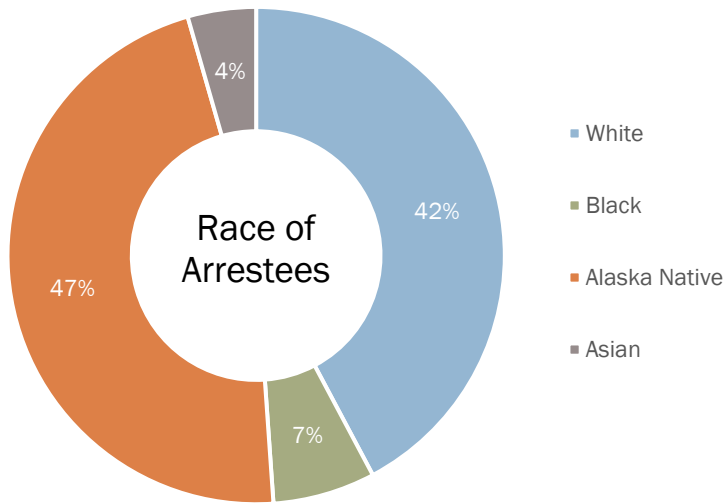
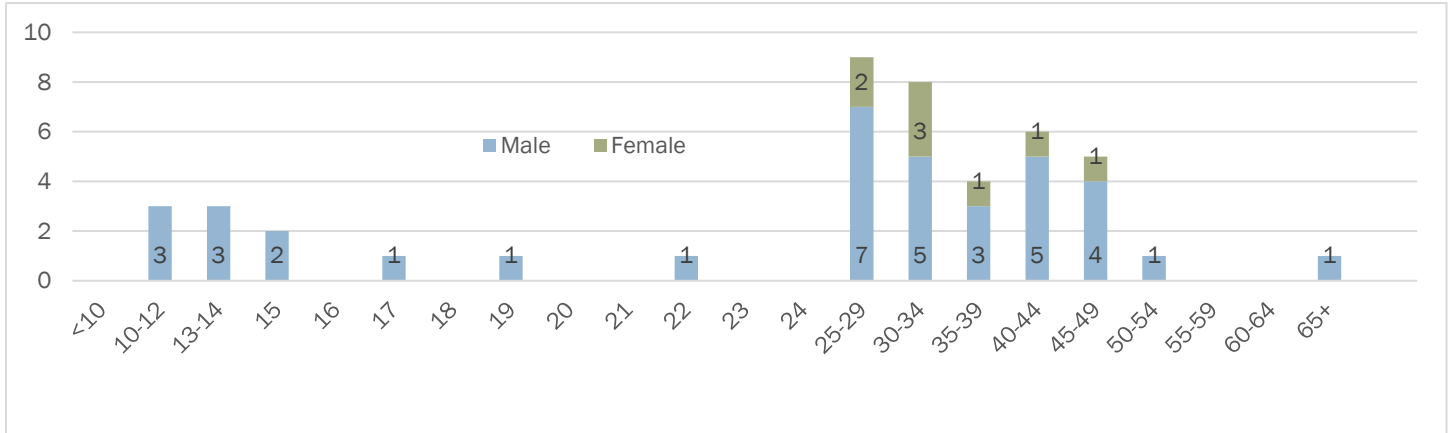


Arsons of Structures	Offenses	Property Loss
Single Occupancy	22	\$850,528
Other Residential	26	\$375,561
Storage	1	\$2,000
Manufacturing/Other Commercial	12	\$101,878
Community/Public	15	\$175,815
All Other Structure	6	\$750
Arsons of Mobile Property	Offenses	Property Loss
Motor Vehicles	34	\$475,170
Other Mobile Property	2	\$50,000
All Other Arsons	Offenses	Property Loss
Other	24	\$407,144

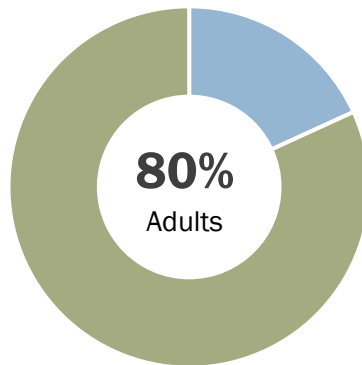
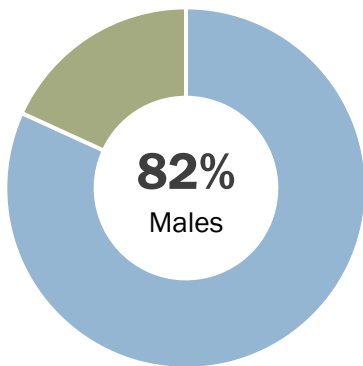
While reporting agencies did submit Arson data, dollar amounts for losses were not provided for 26% of reported arson offenses.

# Arrests for Arson

Arson Arrestees by Age, Sex, and Race<sup>50</sup>



Age	Male	Female
<10		
10-12	3	
13-14	3	
15	2	
16		
17	1	
18		
19	1	
20		
21		
22	1	
23		
24		
25-29	7	2
30-34	5	3
35-39	3	1
40-44	5	1
45-49	4	1
50-54	1	
55-59		
60-64		
65+	1	



<sup>50</sup>A note on arrests: The reporting agencies provide a record of the total number of persons arrested, cited, or summoned (served) for criminal acts in all Part I and Part II crimes. In addition, the agencies furnish basic data concerning the personal characteristics—age, sex, race, and ethnicity—of persons arrested in a particular month. The UCR program collects data on the number of persons arrested, not the number of charges lodged. For example, a person may be arrested on several charges at one time; in this situation, the agency only scores one arrest under the most severe offense category as determined by the agency.

RETURN A - MONTHLY RETURN OF OFFENSES KNOWN TO POLICE

(1) Classification of Offense	(2) Offenses Reported	(3) Unfounded Offenses	(4) Actual Offenses	(5) Offenses Cleared	(6) Juveniles Only
CRIMINAL HOMICIDE					
MURDER/NONNEG MANSLAUGHTER	54	6	48	42	
MANSLAUGHTER BY NEGLIGENCE	3	1	2		
TOTAL	57	7	50	42	
RAPE					
RAPE	1160	80	1080	245	28
ATTEMPTS TO COMMIT RAPE	66	11	55	19	
TOTAL	1226	91	1135	264	28
ROBBERY					
FIREARM	164	2	162	49	4
KNIFE/CUTTING INSTRUMENT	73		73	38	
OTHER DANGEROUS WEAPON	98		98	34	1
STRONG-ARM (HANDS, FISTS)	378	6	372	173	6
TOTAL	713	8	705	294	11
ASSAULT					
FIREARM	948	20	928	519	22
KNIFE OR CUTTING INSTRUMENT	742	7	735	544	34
OTHER DANGEROUS WEAPON	1479	18	1461	952	49
HANDS, FIST, FEET, AGGRAVATED	1102	11	1091	786	26
OTHER ASSAULTS - SIMPLE	9045	254	8791	5669	366
TOTAL	13316	310	13006	8470	497
BURGLARY					
FORCIBLE ENTRY	1771	18	1753	265	27
UNLAWFUL ENTRY - NO FORCE	872	22	850	236	9
ATTEMPTED FORCIBLE ENTRY	147	7	140	10	
TOTAL	2790	47	2743	511	36
LARCENY-THEFT					
THEFT (EX MOTOR VEHICLE)	11923	204	11719	1686	69
TOTAL	11923	204	11719	1686	69
MOTOR VEHICLE THEFT					
AUTOS	1267	63	1204	251	23
TRUCKS AND BUSES	492	26	466	77	7
OTHER VEHICLES	289	13	276	35	9
TOTAL	2048	102	1946	363	39
<b>GRAND TOTAL</b>	<b>32073</b>	<b>769</b>	<b>31304</b>	<b>11630</b>	<b>680</b>

PROPERTY STOLEN BY CLASSIFICATION

CLASSIFICATION OF OFFENSES	NUMBER ACTUAL OFFENSES	VALUE OF PROPERTY STOLEN
MURDER/NONNEG MANSLAUGHTER	48	
RAPE	1135	\$ 87
ROBBERY		
HIGHWAY (STREET, ALLEYS, ETC.)	242	\$ 272,112
COMMERCIAL HOUSE	132	\$ 24,335
GAS OR SERVICE STATION	48	\$ 9,368
CONVENIENCE STORE	38	\$ 7,441
RESIDENCE	115	\$ 43,233
BANK	2	\$ 630
MISCELLANEOUS	128	\$ 31,246
TOTAL ROBBERY	705	\$ 388,365
BURGLARY		
RESIDENCE (DWELLING)		
NIGHT (6PM-6AM)	382	\$ 714,600
DAY (6AM-6PM)	378	\$ 921,142
UNKNOWN	919	\$ 2,989,343
NON-RESIDENCE (STORE ETC.)		
NIGHT (6PM-6AM)	453	\$ 764,059
DAY (6AM-6PM)	291	\$ 363,189
UNKNOWN	320	\$ 1,019,793
TOTAL BURGLARY	2743	\$ 6,772,126
LARCENY-THEFT		
\$200 AND OVER	5081	\$ 13,153,076
\$50 TO \$200	2536	\$ 257,096
UNDER \$50	4102	\$ 70,219
TOTAL	11719	\$ 13,480,391
6X. NATURE OF LARCENIES UNDER ITEM 6		
POCKET-PICKING	38	\$ 10,011
PURSE-SNATCHING	20	\$ 9,147
SHOPLIFTING	3625	\$ 549,154
FROM MOTOR VEHICLE	2645	\$ 2,035,233
MOTOR VEHICLE PARTS & ACCESSORIES	691	\$ 377,743
BICYCLES	558	\$ 415,322
FROM BUILDING(EX C&H)	1708	\$ 1,960,936
FROM COIN-OP MACHINES	11	\$ 2,074
ALL OTHER	2423	\$ 8,120,771
TOTAL LARCENY	11719	\$ 13,480,391
MOTOR VEHICLE THEFT	1944	\$ 15,144,864
STOLEN & RECOVERED LOCALLY	1598	\$ 136,450
STOLEN LOCALLY & RECOVERED OTHER	116	
TOTAL STOLEN OTHER & RECOVERED LOCAL	1714	\$ 136,450
STOLEN IN OTHER JURIS & RECOVERED LOCALLY	57	
TOTAL MOTOR VEHICLE THEFT	1944	\$ 15,144,864
<b>GRAND TOTAL</b>	<b>18289</b>	<b>\$ 35,785,833</b>

## PROPERTY BY TYPE AND VALUE

Type of Property (1)	Monetary Value of Property Stolen in Your Jurisdiction	
	STOLEN (2)	RECOVERED (3)
CURRENCY, NOTES, ETC.	\$ 1,252,180	\$ 25,125
JEWELRY & PRECIOUS METALS	\$ 1,899,461	\$ 159,755
CLOTHING AND FURS	\$ 790,514	\$ 89,099
LOCALLY STOLEN MOTOR VEHICLE	\$ 15,907,800	\$ 13,966,744
OFFICE EQUIPMENT	\$ 987,411	\$ 63,575
TV, RADIOS, CAMERAS, ETC.	\$ 520,967	\$ 33,994
FIREARMS	\$ 726,364	\$ 136,897
HOUSEHOLD GOODS	\$ 591,775	\$ 43,998
CONSUMABLE GOODS	\$ 376,723	\$ 56,506
LIVESTOCK	\$ 4,204	\$ 1,101
MISCELLANEOUS	\$ 12,728,434	\$ 1,497,739
<b>GRAND TOTAL</b>	<b>\$ 35,785,833</b>	<b>\$ 16,074,533</b>

LAW ENFORCEMENT OFFICERS KILLED OR ASSAULTED

Type of activity	Total assaults by weapon	Type of Weapon				Type of Assignment							Officer assaults cleared
		Firearm	Knife or other cutting instrument	Other dangerous weapon	Hands, fists, feet, etc.	Two-officer vehicle	One-officer vehicle		Detective or special assign.		Other		
							Alone	Asst	Alone	Ast	Alone	Asst	
A	B	C	D	E	F	G	H	I	J	K	L	M	
1. Responding to disturbance calls (family quarrels, person with firearm, etc.	317	21	7	28	261	31	37	242	2	1	1	3	307
2. Burglaries in progress or pursuing burglary suspects	11			6	5		3	8					8
3. Robberies in progress or pursuing robbery suspects	11	1			10			11					11
4. Attempting other arrests	223	16	7	22	178	10	15	196		1		1	218
5. Civil disorder (riot, mass disobedience, etc.)	1				1			1					
6. Handling, transporting, custody of prisoners	42				42	3	8	29				2	41
7. Investigating suspicious persons or circumstances	68	11	4	6	47	5	10	52	1				65
8. Ambush – no warning													
9. Mentally deranged	40		6	7	27	1	2	37					32
10. Traffic pursuits and stops	73	2		42	29	3	16	54					67
11. All other	27		2	3	22	2	7	17		1			26
<b>12. TOTAL (1-11)</b>	<b>813</b>	<b>51</b>	<b>26</b>	<b>114</b>	<b>622</b>	<b>55</b>	<b>98</b>	<b>647</b>	<b>3</b>	<b>3</b>	<b>1</b>	<b>6</b>	<b>775</b>
13. Number with person injury	200	5		21	174								
14. Number without personal injury	613	46	26	93	448								
15. Time of assaults	12 AM	2 AM	4 AM	6 AM	8 AM	10 AM	NOON	2 PM	4 PM	6 PM	8 PM	10 PM	UNK
	90	76	66	32	26	49	47	54	100	69	114	90	

AGE, SEX AND RACE OF PERSONS ARRESTED  
18 Years of age and over

CLASSIFICATIONS OF OFFENSES	UCR	SEX	AGE														TOT	RACE							
			18	19	20	21	22	23	24	25-29	30-34	35-39	40-44	45-49	50-54	55-59		60-64	65 OV	WHT	BLK	IND	ASN	PAC	
MURDER/NONNEG MANSLAUGHTER	01A	M	2	1	1	1	2				4	3	4	3	2	2			1	26	7	5	12	6	
		F											2	1		1				4					
MANSLAUGHTER BY NEGLIGENCE	01B	M									1									1			1		
		F																							
RAPE	02	M	7	8	6	4	5	4	5	20	14	14	8	17	7	12	5	3	139	38	7	93	5		
		F										1	2		1				4						
ROBBERY	03	M	5	12	12	8	10	9	7	36	40	35	18	14	7	2	1	1	217	116	46	95	13	1	
		F			1	1	4	3	3	11	10	9	7	2	1	2			54						
AGGRAVATED ASSAULT	04	M	21	37	34	44	56	48	41	252	270	227	170	102	83	69	36	21	1511	761	218	950	87	11	
		F	14	9	16	11	18	12	14	97	98	78	50	34	26	23	11	5	516						
BURGLARY	05	M	9	5	5	13	15	13	6	52	66	65	31	13	16	7	3	1	320	207	30	148	22		
		F	1	2	1	4	4	1	4	22	14	17	9	4	3	1			87						
LARCENY	06	M	10	21	17	20	6	29	18	164	187	184	97	76	54	29	12	10	934	872	91	502	38	4	
		F	4	7	11	20	17	15	21	110	125	111	50	41	24	12	4	1	573						
MOTOR VEHICLE THEFT	07	M	4	8	4	12	10	1	4	42	45	26	21	5	6	4			192	153	21	101	16		
		F	4	3	3	4	1	9	6	22	18	19	7	2		1			99						
OTHER ASSAULTS	08	M	41	55	60	70	82	94	90	494	532	462	306	217	190	162	86	55	2996	1551	275	2370	147	9	
		F	30	23	30	52	47	43	50	254	269	187	141	83	71	38	22	16	1356						
ARSON	09	M		1			1			7	5	3	5	4	1			1	28	19	1	15	1		
		F								2	3	1	1	1					8						
FORGERY	10	M						2		8	6	5	3	2	2	2		1	31	38	2	12	3		
		F	1				1			5	6	7	2	1		1			24						
FRAUD	11	M			3	3	3	1	2	15	11	20	8	8	6	3	1	1	85	104	26	55	6		
		F	2	2	2	2	1	4	4	23	23	18	10	3	7	1	4		106						
EMBEZZLEMENT	12	M	4	2	2			1		4	4		1		1	1			20	19	6	5	4		
		F		1	1	3		1		1		2	1	2	1	1			14						
STOLEN PROPERTY	13	M	1	2	1		2	1	1	13	11	6	3	2	3				46	32	12	16	5	1	
		F	1	2				2	1	3	7	3	1						20						
VANDALISM	14	M	21	18	13	18	21	26	22	143	120	96	58	32	26	23	9	3	649	419	84	401	40	3	
		F	7	7	6	15	8	6	15	59	64	51	21	9	15	8	5	2	298						
WEAPONS	15	M	9	6	7	16	7	15	6	54	48	45	30	15	10	3	5	2	278	207	39	61	15		
		F		2	2	1	1	2		7	8	9	3	3	5	1			44						
PROSTITUTION AND COMMERCIALIZED VICE	16	M								1									1			1			
		F																							
PROSTITUTION	16a	M								1									1			1			
		F																							

AGE, SEX AND RACE OF PERSONS ARRESTED  
18 Years of age and over

CLASSIFICATIONS OF OFFENSES	UCR	SEX	AGE														TOT	RACE						
			18	19	20	21	22	23	24	25-29	30-34	35-39	40-44	45-49	50-54	55-59		60-64	65 OV	WHT	BLK	IND	ASN	PAC
ASSISTING OR PROMOTING PROSTITUTION	16b	M																						
		F																						
PURCHASING PROSTITUTION	16c	M																						
		F																						
SEX OFFENSES	17	M	5		2	1	4	1	5	19	33	40	28	19	20	17	20	9	223	58	10	158	8	
		F			1		2				1	3	3	1					11					
DRUG/SALE/MAN	180	M	5	2	2			2	2	9	15	12	8	6	3	7	3		76	75	10	19	4	
		F	1	1	1		2		1	3	9	5	6	3					32					
NARCOTICS	180a	M			1			1		3	7	8	3	3	1	3	1		31	35	3	7	2	
		F					1			1	6	4	3	1					16					
MARIJUANA	180b	M	5	2					2		1								10	6	5	2		
		F	1	1			1												3					
SYNTHETIC NARC	180c	M								3		1	1			2	1		8	9				
		F										1							1					
OTHER/NON-NARC	180d	M			1			1		3	7	3	4	3	2	2	1		27	25	2	10	2	
		F			1				1	2	3		3	2					12					
DRUG/POSSESSION	185	M	17	17	7	7	7	8	6	84	82	92	37	33	19	15	6	1	438	419	57	143	30	2
		F	12	4	5	4	4	5	5	50	43	39	15	15	9	2	1		213					
NARCOTICS	185e	M		1	2		4	3	3	27	35	34	12	11	7	3	1		143	158	15	41	8	1
		F		2	2	2	1	2	2	21	18	18	6	2	4				80					
MARIJUANA	185f	M	15	14	3	2	1			7	5	5	1	3	1	3			60	41	5	32	3	
		F	8		2			1		3	2	1	1	2	1				21					
SYNTHETIC NARC	185g	M	1	2		1		2		17	8	16	3	1	1	3	1	1	57	57	10	10	3	1
		F		1			1		1	6	5	6	1	2	1				24					
OTHER/NON-NARC	185h	M	1		2	4	2	3	3	33	34	37	21	18	10	6	4		178	163	27	60	16	
		F	4	1	1	2	2	2	2	20	18	14	7	9	3	2	1		88					
GAMBLING	19	M																						
		F																						
BOOKMAKING	19a	M																						
		F																						
NUMBERS	19b	M																						
		F																						
OTHER GAMBLING	19c	M																						
		F																						
FAMILY/CHILD	20	M			1	2	2	2	2	5	4	3	2	2	3	2	2	2	34	32	5	63	1	
		F				3		3	4	12	19	10	10	3		2	1		67					



AGE, SEX AND RACE OF PERSONS ARRESTED  
18 Years of age and over

CLASSIFICATIONS OF OFFENSES	UCR	SEX	AGE															TOT	RACE					
			18	19	20	21	22	23	24	25-29	30-34	35-39	40-44	45-49	50-54	55-59	60-64		65 OV	WHT	BLK	IND	ASN	PAC
			DRIVING INFLUENCE	21	M	43	44	51	81	67	69	73	375	318	263	161	160		136	112	85	63	2101	1865
		F	11	28	31	27	32	28	25	173	167	113	94	61	40	44	41	12	927					
LIQUOR LAWS	22	M	10	12	10	3	2	2	1	9	24	18	17	10	22	27	4	11	182	68		154	8	
		F	5	3	2	1	4			4	6	3	2	6		7	4	1	48					
DRUNKENNESS	23	M	2				1	1		2			3	1		3			13	6		13		
		F		1	1		1			2						1			6					
DISORDERLY CONDUCT	24	M	2	11	2	16	18	15	8	85	77	70	48	30	28	25	11	8	454	195	36	446	7	1
		F	5	3	20	7	11	8	6	39	43	33	29	12	6	7	2		231					
VAGRANCY	25	M				1				14	2	1	1	5	1	3	6		34	26	6	11	1	
		F							1			3	2	2	1	1			10					
ALL OTHER	26	M	59	102	90	139	122	147	145	1127	1298	1123	727	578	499	463	265	247	7131	4940	696	3932	404	43
		F	22	48	62	72	77	70	87	550	623	507	272	173	126	110	55	30	2884					
SUSPICION	27	M																				1	1	
		F									1	1							2					
HUMAN TRAFFICKING/COMMERCIAL SEX ACTS	30	M																						
		F																						
HUMAN TRAFFICKING/INVOLUNTARY SERVITUDE	31	M																						
		F																						
TOTAL BY SEX		M	277	364	330	459	443	491	444	3039	3215	2814	1794	1353	1145	991	560	441	18160	12227	1907	10565	1016	83
		F	120	146	196	227	235	212	247	1449	1560	1232	736	463	335	263	150	67	7638					
GRAND TOTAL			397	510	526	686	678	703	691	4488	4775	4046	2530	1816	1480	1254	710	508	25798	12227	1907	10565	1016	83

AGE, SEX AND RACE OF PERSONS ARRESTED  
under 18 Years of age

CLASSIFICATIONS OF OFFENSES	UCR	SEX	AGE							TOT	RACE				
			Under 10	10-12	13-14	15	16	17	WHT		BLK	IND	ASN	PAC	
			MURDER/NONNEG MANSLAUGHTER	01A	M						1	2	3		2
		F													
MANSLAUGHTER BY NEGLIGENCE	01B	M													
		F													
RAPE	02	M			3	6	5	7	21	7	1	13	1		
		F					1		1						
ROBBERY	03	M			2	3	2	8	15	5	5	5	2		
		F				2			2						
AGGRAVATED ASSAULT	04	M	3	8	27	12	6	20	76	50	11	38	6		
		F	2	4	8	4	9	2	29						
BURGLARY	05	M	2	13	12	13	12	8	60	21	2	45	1		
		F			4	3	1	1	9						
LARCENY	06	M		7	6	9	15	10	47	36	2	28	4		
		F		1	7	4	5	6	23						
MOTOR VEHICLE THEFT	07	M		2	11	6	6	9	34	14	4	26	9		
		F	1	3	9	3	2	1	19						
OTHER ASSAULTS	08	M	4	22	45	25	39	54	189	158	26	101	18		
		F		10	33	25	17	29	114						
ARSON	09	M		3	3	2		1	9		2	6	1		
		F													
FORGERY	10	M													
		F													
FRAUD	11	M			4	1	1	2	8	3	1	4	1		
		F			1				1						
EMBEZZLEMENT	12	M										1			
		F						1	1						
STOLEN PROPERTY	13	M													
		F													
VANDALISM	14	M	3	23	28	14	19	12	99	58	6	62	9	1	
		F		4	14	6	6	7	37						
WEAPONS	15	M			2	2	4	1	9	6	2	1	2		
		F				1		1	2						
PROSTITUTION	16	M													
		F													
PROSTITUTION	16a	M													
		F													

AGE, SEX AND RACE OF PERSONS ARRESTED  
under 18 Years of age

CLASSIFICATIONS OF OFFENSES	UCR	SEX	AGE						TOT	RACE									
			Under 10	10-12	13-14	15	16	17		WHT	BLK	IND	ASN	PAC					
			ASSISTING OR PROMOTING PROSTITUTION	16b	M														
		F																	
PURCHASING PROSTITUTION	16c	M																	
		F																	
SEX OFFENSES	17	M		1	4		1	4	10	6	4	1							
		F					1		1										
<b>DRUG/SALE/MAN</b>	180	M			1		5	1	7	8		1							
		F					2		2										
NARCOTICS	180a	M								1									
		F					1		1										
MARIJUANA	180b	M			1		5		6	5		1							
		F																	
SYNTHETIC NARC	180c	M						1	1	1									
		F																	
OTHER/NON-NARC	180d	M								1									
		F					1		1										
<b>DRUG/POSSESSION</b>	185	M		1	7	7	6	10	31	30	2	14	3						
		F				4	8	6	18										
NARCOTICS	185e	M						1	1	1			1						
		F					1		1										
MARIJUANA	185f	M		1	6	5	6	8	26	28	1	9	2						
		F				4	4	6	14										
SYNTHETIC NARC	185g	M																	
		F																	
OTHER/NON-NARC	185h	M			1	2		1	4	1	1	5							
		F					3		3										
<b>GAMBLING</b>	19	M																	
		F																	
BOOKMAKING	19a	M																	
		F																	
NUMBERS	19b	M																	
		F																	
OTHER GAMBLING	19c	M																	
		F																	
FAMILY/CHILD	20	M																	
		F																	

AGE, SEX AND RACE OF PERSONS ARRESTED  
under 18 Years of age

CLASSIFICATIONS OF OFFENSES	UCR	SEX	AGE							TOT	RACE				
			Under 10	10-12	13-14	15	16	17	WHT		BLK	IND	ASN	PAC	
			DRIVING INFLUENCE	21	M			1	2		7	15	25	23	1
		F					2	6	8						
LIQUOR LAWS	22	M		1		2	6	16	25	27	4	15		1	
		F			4	3	3	12	22						
DRUNKENNESS	23	M													
		F													
DISORDERLY CONDUCT	24	M			5			4	9	2		7	1		
		F				1			1						
VAGRANCY	25	M													
		F													
ALL OTHER	26	M			6	12	19	26	63	57	12	25	6		
		F	1	3	5	6	10	12	37						
SUSPICION	27	M													
		F													
CURFEW	28	M													
		F													
RUN-AWAYS	29	M													
		F													
HUMAN TRAFFICKING/COMMERCIAL SEX ACTS	30	M													
		F													
HUMAN TRAFFICKING/INVOLUNTARY SERVITUDE	31	M													
		F													
TOTAL BY SEX		M	12	81	167	116	154	210	740	511	87	400	67	2	
		F	4	25	85	62	67	84	327						
GRAND TOTAL			16	106	252	178	221	294	1067	511	87	400	67	2	

MONTHLY RETURN OF ARSON OFFENSES KNOWN TO LAW ENFORCEMENT

1 PROPERTY CLASSIFICATION	2 Offenses Reported or Known to Police (Include Unfounded and attempts)	3 Unfounded, i.e. False or Baseless Complaints	4 Number of Actual Offenses (Column 2 Minus Column 3) (Include Attempts)	5 Total Offenses Cleared by Arrest or Exceptional Means (Include Column 6)	6 Number of Clearances Involving Only Persons Under 18 Years of Age	7 Offenses Where Structures Uninhabited, Abandoned, or not Normally in Use	8 Estimated Value of Property Damage
STRUCTURAL							
D. Industrial/Manufacturing:	1		1	1	1	1	
E. Other Commercial: Stores, Restaurants, Offices, etc.	11		11	5		3	\$101,878
F. Community/Public: Churches, Jails, Schools, Colleges, Hospitals, etc.	16	1	15	8	2	3	\$175,815
G. All Other Structure: Out Buildings, Monuments, Buildings Under Constructions, etc.	6		6	1		2	\$750
C. Storage: Barns, Garages, Warehouses, etc.	1		1	1	1	1	\$2,000
A. Single Occupancy Residential: Houses, Townhouses, Duplexes, etc.	22		22	12	1		\$850,528
B. Other Residential: Apartments, Tenements, Flats, Hotels, Motels, Inns, Dormitories, Boarding Houses, etc.	26		26	14	2	2	\$375,561
<b>TOTAL STRUCTURAL</b>	<b>83</b>	<b>1</b>	<b>82</b>	<b>42</b>	<b>7</b>	<b>12</b>	<b>\$1,506,532</b>
MOBILE							
I. Other Mobile Property: Trailers, Recreational Vehicles, Airplanes, Boats, etc.	2		2	2			\$50,000
H. Motor Vehicles: Automobiles, Trucks, Buses, Motorcycles, etc. UCR Definition	35	1	34	7			\$475,170
<b>TOTAL MOBILE</b>	<b>37</b>	<b>1</b>	<b>36</b>	<b>9</b>			<b>\$525,170</b>
OTHER							
J. TOTAL OTHER Crops, Timber, Fences, Signs, etc.	24		24	6	2		\$407,144
<b>TOTAL OTHER</b>	<b>24</b>		<b>24</b>	<b>6</b>	<b>2</b>		<b>\$407,144</b>
<b>GRAND TOTAL</b>	<b>144</b>	<b>2</b>	<b>142</b>	<b>57</b>	<b>9</b>	<b>12</b>	<b>\$2,438,846</b>

HUMAN TRAFFICKING OFFENSES

(1) Human Trafficking Classification	(2) Offenses Reported	(3) Unfounded Offenses	(4) Actual Offenses	(5) Offenses Cleared	(6) Juveniles Only
Commercial Sex Acts	3		3	1	
Involuntary Servitude	1		1		
<b>GRAND TOTAL</b>	<b>4</b>		<b>4</b>	<b>1</b>	

RETURN A - MONTHLY RETURN OF OFFENSES KNOWN TO POLICE

(1) Classification of Offense	(2) Offenses Reported	(3) Unfounded Offenses	(4) Actual Offenses	(5) Offenses Cleared	(6) Juveniles Only
CRIMINAL HOMICIDE					
MURDER/NONNEG MANSLAUGHTER	4		4	5	
MANSLAUGHTER BY NEGLIGENCE					
TOTAL	4		4	5	
RAPE					
RAPE	72	2	70	10	1
ATTEMPTS TO COMMIT RAPE	7		7	2	
TOTAL	79	2	77	12	1
ROBBERY					
FIREARM	22	1	21	10	
KNIFE/CUTTING INSTRUMENT	4		4	4	
OTHER DANGEROUS WEAPON	7		7	3	
STRONG-ARM (HANDS, FISTS)	29		29	12	1
TOTAL	62	1	61	29	1
ASSAULT					
FIREARM	50	2	48	35	3
KNIFE OR CUTTING INSTRUMENT	68		68	48	10
OTHER DANGEROUS WEAPON	101		101	72	8
HANDS, FIST, FEET, AGGRAVATED	83		83	65	1
OTHER ASSAULTS - SIMPLE	763	22	741	508	57
TOTAL	1065	24	1041	728	79
BURGLARY					
FORCIBLE ENTRY	144	1	143	16	2
UNLAWFUL ENTRY - NO FORCE	72	4	68	21	
ATTEMPTED FORCIBLE ENTRY	6		6		
TOTAL	222	5	217	37	2
LARCENY-THEFT					
THEFT (EX MOTOR VEHICLE)	1042	17	1025	164	9
TOTAL	1042	17	1025	164	9
MOTOR VEHICLE THEFT					
AUTOS	150	7	143	26	1
TRUCKS AND BUSES	57	3	54	5	
OTHER VEHICLES	13		13	1	
TOTAL	220	10	210	32	1
<b>GRAND TOTAL</b>	<b>2694</b>	<b>59</b>	<b>2635</b>	<b>1007</b>	<b>93</b>

PROPERTY STOLEN BY CLASSIFICATION

CLASSIFICATION OF OFFENSES	NUMBER ACTUAL OFFENSES	VALUE OF PROPERTY STOLEN
MURDER/NONNEG MANSLAUGHTER	4	
RAPE	77	
ROBBERY		
HIGHWAY (STREET, ALLEYS, ETC.)	9	\$ 11,448
COMMERCIAL HOUSE	11	\$ 2,011
GAS OR SERVICE STATION	7	\$ 630
CONVENIENCE STORE	2	\$ 890
RESIDENCE	20	\$ 8,066
BANK		
MISCELLANEOUS	12	\$ 2,996
TOTAL ROBBERY	61	\$ 26,041
BURGLARY		
RESIDENCE (DWELLING)		
NIGHT (6PM-6AM)	39	\$ 47,396
DAY (6AM-6PM)	33	\$ 63,338
UNKNOWN	77	\$ 377,985
NON-RESIDENCE (STORE ETC.)		
NIGHT (6PM-6AM)	30	\$ 16,070
DAY (6AM-6PM)	18	\$ 17,976
UNKNOWN	20	\$ 90,141
TOTAL BURGLARY	217	\$ 612,906
LARCENY-THEFT		
\$200 AND OVER	430	\$ 757,262
\$50 TO \$200	267	\$ 24,410
UNDER \$50	328	\$ 5,035
TOTAL	1025	\$ 786,707
6X. NATURE OF LARCENIES UNDER ITEM 6		
POCKET-PICKING	5	\$ 2,504
PURSE-SNATCHING	1	\$ 765
SHOPLIFTING	325	\$ 49,237
FROM MOTOR VEHICLE	237	\$ 185,090
MOTOR VEHICLE PARTS & ACCESSORIES	63	\$ 42,997
BICYCLES	11	\$ 10,648
FROM BUILDING(EX C&H)	194	\$ 278,795
FROM COIN-OP MACHINES	2	\$ 2
ALL OTHER	187	\$ 216,669
TOTAL LARCENY	1025	\$ 786,707
MOTOR VEHICLE THEFT	210	\$ 1,655,779
STOLEN & RECOVERED LOCALLY	218	
STOLEN LOCALLY & RECOVERED OTHER	18	
TOTAL STOLEN OTHER & RECOVERED LOCAL	236	
STOLEN IN OTHER JURIS & RECOVERED LOCALLY	14	
TOTAL MOTOR VEHICLE THEFT	210	\$ 1,655,779
<b>GRAND TOTAL</b>	<b>1594</b>	<b>\$ 3,081,433</b>



PROPERTY BY TYPE AND VALUE

Type of Property (1)	Monetary Value of Property Stolen in Your Jurisdiction	
	STOLEN (2)	RECOVERED (3)
CURRENCY, NOTES, ETC.	\$ 70,259	\$ 1,819
JEWELRY & PRECIOUS METALS	\$ 197,578	\$ 3,432
CLOTHING AND FURS	\$ 100,684	\$ 6,238
LOCALLY STOLEN MOTOR VEHICLE	\$ 1,737,273	\$ 1,723,142
OFFICE EQUIPMENT	\$ 111,762	\$ 6,076
TV, RADIOS, CAMERAS, ETC.	\$ 40,739	\$ 3,139
FIREARMS	\$ 84,237	\$ 12,057
HOUSEHOLD GOODS	\$ 46,268	\$ 4,704
CONSUMABLE GOODS	\$ 25,708	\$ 3,187
LIVESTOCK		
MISCELLANEOUS	\$ 666,925	\$ 73,491
<b>GRAND TOTAL</b>	<b>\$ 3,081,433</b>	<b>\$ 1,837,285</b>

LAW ENFORCEMENT OFFICERS KILLED OR ASSAULTED

Type of activity	Total assaults by weapon	Type of Weapon				Type of Assignment						Officer assaults cleared	
		Firearm	Knife or other cutting instrument	Other dangerous weapon	Hands, fists, feet, etc.	Two-officer vehicle	One-officer vehicle		Detective or special assign.		Other		
							Alone	Asst	Alone	Ast	Alone		Asst
A	B	C	D	E	F	G	H	I	J	K	L	M	
1. Responding to disturbance calls (family quarrels, person with firearm, etc.)	23		2	1	20	5		18					23
2. Burglaries in progress or pursuing burglary suspects	1			1			1						1
3. Robberies in progress or pursuing robbery suspects													
4. Attempting other arrests	22				22		3	19					22
5. Civil disorder (riot, mass disobedience, etc.)													
6. Handling, transporting, custody of prisoners	3				3		1	2					3
7. Investigating suspicious persons or circumstances	5	2			3			5					5
8. Ambush – no warning													
9. Mentally deranged	2			2				2					2
10. Traffic pursuits and stops	6			2	4		1	5					6
11. All other	1				1		1						1
<b>12. TOTAL (1-11)</b>	<b>63</b>	<b>2</b>	<b>2</b>	<b>6</b>	<b>53</b>	<b>5</b>	<b>7</b>	<b>51</b>					<b>63</b>
13. Number with person injury	17	2		2	13								
14. Number without personal injury	46		2	4	40								

15. Time of assaults	12 AM	2 AM	4 AM	6 AM	8 AM	10 AM	NOON	2 PM	4 PM	6 PM	8 PM	10 PM	UNK
	11	7	3	3	1	6	4	1	10	12	1	4	

AGE, SEX AND RACE OF PERSONS ARRESTED  
18 Years of age and over

CLASSIFICATIONS OF OFFENSES	UCR	SEX	AGE													TOT	RACE										
			18	19	20	21	22	23	24	25-29	30-34	35-39	40-44	45-49	50-54		55-59	60-64	65 OV	WHT	BLK	IND	ASN	PAC			
MURDER/NONNEG MANSLAUGHTER	01A	M										1		1	1						3			1	2		
		F																									
MANSLAUGHTER BY NEGLIGENCE	01B	M																									
		F																									
RAPE	02	M				1					2	3	1	1			1				9	4	1	4			
		F																									
ROBBERY	03	M		2					1	7	6	1	2	2	1						22	13	4	9	2		
		F			1							3	2								6						
AGGRAVATED ASSAULT	04	M	1	3	4	2	5	3	2	10	19	23	19	9	5	5		3			113	56	9	81	8		
		F	1	1	2		1	2		7	9	5	6	1	2		2	2			41						
BURGLARY	05	M	1			1	2	1		6	6	4	5	1	2	3				32	26		8	4			
		F								4		1	1							6							
LARCENY	06	M	2	2	1	4	1	3	4	20	17	11	15	11	4	2	2			99	98	10	48				
		F	1	2	1	1		2	2	13	12	12	3	6	2					57							
MOTOR VEHICLE THEFT	07	M								5	3	2		1	1					12	16	1	8	2			
		F	1	1		1		1	3	1	4	2	1							15							
OTHER ASSAULTS	08	M	5	5	9	11	8	9	6	39	33	35	22	22	20	9	4	4		241	118	25	209	11			
		F	3	1	3	3	6	4	5	22	19	15	15	7	10	8		1		122							
ARSON	09	M					1			2		1								4	4		1				
		F												1						1							
FORGERY	10	M								1	1		1			1				4	4		3				
		F	1							1	1									3							
FRAUD	11	M								1			2							3	3	4	3				
		F								2	2	2					1			7							
EMBEZZLEMENT	12	M		1	1											1				3	3	1		1			
		F				1							1							2							
STOLEN PROPERTY	13	M								2	1									3	2	1	1	1			
		F								1	1									2							
VANDALISM	14	M	1	1	1		2	2	2	15	9	6	6	3	1	3		1		53	30	8	35	3			
		F	1	2		2	1			2	5	4	1		3	1	1			23							
WEAPONS	15	M					1	1	3	4	7	4	1							21	13	3	6	4			
		F					1		1	1		1		1						5							
PROSTITUTION AND COMMERCIALIZED VICE	16	M																									
		F																									
PROSTITUTION	16a	M																									
		F																									

AGE, SEX AND RACE OF PERSONS ARRESTED  
18 Years of age and over

CLASSIFICATIONS OF OFFENSES	UCR	SEX	AGE													TOT	RACE								
			18	19	20	21	22	23	24	25-29	30-34	35-39	40-44	45-49	50-54		55-59	60-64	65 OV	WHT	BLK	IND	ASN	PAC	
ASSISTING OR PROMOTING PROSTITUTION	16b	M																							
		F																							
PURCHASING PROSTITUTION	16c	M																							
		F																							
SEX OFFENSES	17	M	1							1		2	2	2		2	2			12	3		9		
		F																							
DRUG/SALE/MAN	180	M	2					1		1	2		1	1					8	7		2	1		
		F	1								1								2						
NARCOTICS	180a	M						1			2			1					4	4		1			
		F									1								1						
MARIJUANA	180b	M	2																2	2		1			
		F	1																1						
SYNTHETIC NARC	180c	M																							
		F																							
OTHER/NON-NARC	180d	M								1			1						2	1			1		
		F																							
DRUG/POSSESSION	185	M	1	1						6	8	7	4	2	1	1	1		32	34	1	13	5		
		F	2							4	8	3	1	2		1			21						
NARCOTICS	185e	M		1						3	3	3	1						11	11		6	1		
		F								2	3	1	1						7						
MARIJUANA	185f	M	1							1									2	2		1	1		
		F	2																2						
SYNTHETIC NARC	185g	M									1	2					1		4	4					
		F																							
OTHER/NON-NARC	185h	M								2	4	2	3	2	1		1		15	17	1	6	3		
		F								2	5	2		2		1			12						
GAMBLING	19	M																							
		F																							
BOOKMAKING	19a	M																							
		F																							
NUMBERS	19b	M																							
		F																							
OTHER GAMBLING	19c	M																							
		F																							
FAMILY/CHILD	20	M									1		1						2	1		6			
		F								1		3	1						5						

AGE, SEX AND RACE OF PERSONS ARRESTED  
18 Years of age and over

CLASSIFICATIONS OF OFFENSES	UCR	SEX	AGE														TOT	RACE						
			18	19	20	21	22	23	24	25-29	30-34	35-39	40-44	45-49	50-54	55-59		60-64	65 OV	WHT	BLK	IND	ASN	PAC
DRIVING INFLUENCE	21	M			4	6	5	3	6	37	31	18	15	23	8	4	7	2	169	153	15	55	21	
		F	1	3	1	3	3	2	4	16	10	11	8	3	4	3	3		75					
LIQUOR LAWS	22	M	1	2	1					1	2		2		2	4		15	7		11	1		
		F		1								2					1		4					
DRUNKENNESS	23	M																						
		F																						
DISORDERLY CONDUCT	24	M		3		3	3	2	1	10	7	4	1	5	3	3		45	21	5	42			
		F	1	2		1	1			3	2	2	5	3	1	1	1		23					
VAGRANCY	25	M								1			1	1	1	3	1	8	6	2	2			
		F										2							2					
ALL OTHER	26	M	4	10	4	4	7	15	11	83	125	91	47	41	23	26	14	16	521	380	52	312	18	4
		F	3	3	2	9	7	6	6	59	57	36	23	11	6	9	5	3		245				
SUSPICION	27	M																						
		F																						
HUMAN TRAFFICKING/COMMERCIAL SEX ACTS	30	M																						
		F																						
HUMAN TRAFFICKING/INVOLUNTARY SERVITUDE	31	M																						
		F																						
TOTAL BY SEX		M	19	30	25	32	34	40	34	254	278	214	152	125	72	68	31	26	1434	1002	143	870	82	4
		F	16	16	10	21	19	18	20	137	135	102	67	34	29	23	14	6	667					
<b>GRAND TOTAL</b>			<b>35</b>	<b>46</b>	<b>35</b>	<b>53</b>	<b>53</b>	<b>58</b>	<b>54</b>	<b>391</b>	<b>413</b>	<b>316</b>	<b>219</b>	<b>159</b>	<b>101</b>	<b>91</b>	<b>45</b>	<b>32</b>	<b>2101</b>	<b>1002</b>	<b>143</b>	<b>870</b>	<b>82</b>	<b>4</b>

AGE, SEX AND RACE OF PERSONS ARRESTED  
under 18 Years of age

CLASSIFICATIONS OF OFFENSES	UCR	SEX	AGE						TOT	RACE					
			Under 10	10-12	13-14	15	16	17		WHT	BLK	IND	ASN	PAC	
MURDER/NONNEG MANSLAUGHTER	01A	M													
		F													
MANSLAUGHTER BY NEGLIGENCE	01B	M													
		F													
RAPE	02	M				1			1	1					
		F													
ROBBERY	03	M						2	2			2			
		F													
AGGRAVATED ASSAULT	04	M		2	4	2		2	10	9	2	3			
		F			1		2	1	4						
BURGLARY	05	M			1	1		1	3			3	1		
		F				1			1						
LARCENY	06	M		1		1	1	1	4	3		5	2		
		F			2	1	2	1	6						
MOTOR VEHICLE THEFT	07	M						1	1	1		1			
		F				1			1						
OTHER ASSAULTS	08	M	1	2	7	5	7	3	25	16	6	18	2		
		F		3	5	3	1	5	17						
ARSON	09	M													
		F													
FORGERY	10	M													
		F													
FRAUD	11	M													
		F													
EMBEZZLEMENT	12	M													
		F													
STOLEN PROPERTY	13	M													
		F													
VANDALISM	14	M		1	2	2	1	1	7	11		6	1		
		F		2	5	3		1	11						
WEAPONS	15	M					1		1	1		1			
		F				1			1						
PROSTITUTION	16	M													
		F													
PROSTITUTION	16a	M													
		F													

AGE, SEX AND RACE OF PERSONS ARRESTED  
under 18 Years of age

CLASSIFICATIONS OF OFFENSES	UCR	SEX	AGE						TOT	RACE				
			Under 10	10-12	13-14	15	16	17		WHT	BLK	IND	ASN	PAC
			ASSISTING OR PROMOTING PROSTITUTION	16b	M									
		F												
PURCHASING PROSTITUTION	16c	M												
		F												
SEX OFFENSES	17	M					1	1	1					
		F												
<b>DRUG/SALE/MAN</b>	180	M							1					
		F					1	1						
NARCOTICS	180a	M												
		F												
MARIJUANA	180b	M												
		F												
SYNTHETIC NARC	180c	M												
		F												
OTHER/NON-NARC	180d	M							1					
		F					1	1						
<b>DRUG/POSSESSION</b>	185	M			3	3	2	1	9	6	1	4		
		F				1	1		2					
NARCOTICS	185e	M												
		F												
MARIJUANA	185f	M			2	3	2	1	8	6	1	2		
		F				1			1					
SYNTHETIC NARC	185g	M												
		F												
OTHER/NON-NARC	185h	M			1				1			2		
		F					1		1					
<b>GAMBLING</b>	19	M												
		F												
BOOKMAKING	19a	M												
		F												
NUMBERS	19b	M												
		F												
OTHER GAMBLING	19c	M												
		F												
FAMILY/CHILD	20	M												
		F												

AGE, SEX AND RACE OF PERSONS ARRESTED  
under 18 Years of age

CLASSIFICATIONS OF OFFENSES	UCR	SEX	AGE						TOT	RACE									
			Under 10	10-12	13-14	15	16	17		WHT	BLK	IND	ASN	PAC					
			DRIVING INFLUENCE	21	M														
		F																	
LIQUOR LAWS	22	M						1	1	1									
		F																	
DRUNKENNESS	23	M																	
		F																	
DISORDERLY CONDUCT	24	M			2			1	3				3						
		F																	
VAGRANCY	25	M																	
		F																	
ALL OTHER	26	M			1	1	2	3	7	5	1	6	1						
		F		1			2	3	6										
SUSPICION	27	M																	
		F																	
CURFEW	28	M																	
		F																	
RUN-AWAYS	29	M																	
		F																	
HUMAN TRAFFICKING/COMMERCIAL SEX ACTS	30	M																	
		F																	
HUMAN TRAFFICKING/INVOLUNTARY SERVITUDE	31	M																	
		F																	
TOTAL BY SEX		M	1	6	20	16	15	17	75	56	10	52	7						
		F		6	13	11	9	11	50										
GRAND TOTAL			1	12	33	27	24	28	125	56	10	52	7						



MONTHLY RETURN OF ARSON OFFENSES KNOWN TO LAW ENFORCEMENT

1 PROPERTY CLASSIFICATION	2 Offenses Reported or Known to Police (Include Unfounded and attempts)	3 Unfounded, i.e. False or Baseless Complaints	4 Number of Actual Offenses (Column 2 Minus Column 3) (Include Attempts)	5 Total Offenses Cleared by Arrest or Exceptional Means (Include Column 6)	6 Number of Clearances Involving Only Persons Under 18 Years of Age	7 Offenses Where Structures Uninhabited, Abandoned, or not Normally in Use	8 Estimated Value of Property Damage
STRUCTURAL							
C. Storage: Barns, Garages, Warehouses, etc.							
A. Single Occupancy Residential: Houses, Townhouses, Duplexes, etc.	2		2	2			\$25
B. Other Residential: Apartments, Tenements, Flats, Hotels, Motels, Inns, Dormitories, Boarding Houses, etc.	2		2	1			\$1,000
D. Industrial/Manufacturing:							
F. Community/Public: Churches, Jails, Schools, Colleges, Hospitals, etc.	1		1				\$111,001
E. Other Commercial: Stores, Restaurants, Offices, etc.							
G. All Other Structure: Out Buildings, Monuments, Buildings Under Constructions, etc.							
<b>TOTAL STRUCTURAL</b>	<b>5</b>		<b>5</b>	<b>3</b>			<b>\$112,026</b>
MOBILE							
I. Other Mobile Property: Trailers, Recreational Vehicles, Airplanes, Boats, etc.	1		1	1			
H. Motor Vehicles: Automobiles, Trucks, Buses, Motorcycles, etc. UCR Definition	5		5	1			\$60,100
<b>TOTAL MOBILE</b>	<b>6</b>		<b>6</b>	<b>2</b>			<b>\$60,100</b>
OTHER							
J. TOTAL OTHER Crops, Timber, Fences, Signs, etc.	1		1	1			\$50
<b>TOTAL OTHER</b>	<b>1</b>		<b>1</b>	<b>1</b>			<b>\$50</b>
<b>GRAND TOTAL</b>	<b>12</b>		<b>12</b>	<b>6</b>			<b>\$172,176</b>

RETURN A - MONTHLY RETURN OF OFFENSES KNOWN TO POLICE

(1) Classification of Offense	(2) Offenses Reported	(3) Unfounded Offenses	(4) Actual Offenses	(5) Offenses Cleared	(6) Juveniles Only
CRIMINAL HOMICIDE					
MURDER/NONNEG MANSLAUGHTER	3	1	2	4	
MANSLAUGHTER BY NEGLIGENCE					
TOTAL	3	1	2	4	
RAPE					
RAPE	73	5	68	11	1
ATTEMPTS TO COMMIT RAPE	9	4	5	1	
TOTAL	82	9	73	12	1
ROBBERY					
FIREARM	22		22	4	1
KNIFE/CUTTING INSTRUMENT	2		2	1	
OTHER DANGEROUS WEAPON	7		7	3	
STRONG-ARM (HANDS, FISTS)	38		38	15	
TOTAL	69		69	23	1
ASSAULT					
FIREARM	61	2	59	30	1
KNIFE OR CUTTING INSTRUMENT	49		49	40	3
OTHER DANGEROUS WEAPON	85	1	84	54	1
HANDS, FIST, FEET, AGGRAVATED	86	1	85	50	4
OTHER ASSAULTS - SIMPLE	712	23	689	452	31
TOTAL	993	27	966	626	40
BURGLARY					
FORCIBLE ENTRY	139	6	133	23	1
UNLAWFUL ENTRY - NO FORCE	62	4	58	19	
ATTEMPTED FORCIBLE ENTRY	12	1	11	1	
TOTAL	213	11	202	43	1
LARCENY-THEFT					
THEFT (EX MOTOR VEHICLE)	1002	18	984	168	7
TOTAL	1002	18	984	168	7
MOTOR VEHICLE THEFT					
AUTOS	112	1	111	31	2
TRUCKS AND BUSES	43	3	40	5	
OTHER VEHICLES	19	1	18	3	
TOTAL	174	5	169	39	2
<b>GRAND TOTAL</b>	<b>2536</b>	<b>71</b>	<b>2465</b>	<b>915</b>	<b>52</b>

PROPERTY STOLEN BY CLASSIFICATION

CLASSIFICATION OF OFFENSES	NUMBER ACTUAL OFFENSES	VALUE OF PROPERTY STOLEN
MURDER/NONNEG MANSLAUGHTER	2	
RAPE	73	
ROBBERY		
HIGHWAY (STREET, ALLEYS, ETC.)	18	\$ 7,760
COMMERCIAL HOUSE	13	\$ 1,623
GAS OR SERVICE STATION	4	\$ 434
CONVENIENCE STORE	4	\$ 20
RESIDENCE	18	\$ 4,602
BANK		
MISCELLANEOUS	12	\$ 1,764
TOTAL ROBBERY	69	\$ 16,203
BURGLARY		
RESIDENCE (DWELLING)		
NIGHT (6PM-6AM)	28	\$ 20,880
DAY (6AM-6PM)	37	\$ 133,748
UNKNOWN	71	\$ 347,668
NON-RESIDENCE (STORE ETC.)		
NIGHT (6PM-6AM)	31	\$ 38,016
DAY (6AM-6PM)	16	\$ 9,339
UNKNOWN	19	\$ 73,456
TOTAL BURGLARY	202	\$ 623,107
LARCENY-THEFT		
\$200 AND OVER	369	\$ 384,585
\$50 TO \$200	235	\$ 23,079
UNDER \$50	380	\$ 6,895
TOTAL	984	\$ 414,559
6X. NATURE OF LARCENIES UNDER ITEM 6		
POCKET-PICKING	7	\$ 2,437
PURSE-SNATCHING	1	\$ 100
SHOPLIFTING	386	\$ 46,986
FROM MOTOR VEHICLE	194	\$ 149,360
MOTOR VEHICLE PARTS & ACCESSORIES	70	\$ 8,842
BICYCLES	5	\$ 2,861
FROM BUILDING(EX C&H)	165	\$ 101,461
FROM COIN-OP MACHINES	1	\$ 70
ALL OTHER	155	\$ 102,442
TOTAL LARCENY	984	\$ 414,559
MOTOR VEHICLE THEFT	169	\$ 1,293,437
STOLEN & RECOVERED LOCALLY	144	
STOLEN LOCALLY & RECOVERED OTHER	11	
TOTAL STOLEN OTHER & RECOVERED LOCAL	155	
STOLEN IN OTHER JURIS & RECOVERED LOCALLY	2	
TOTAL MOTOR VEHICLE THEFT	169	\$ 1,293,437
<b>GRAND TOTAL</b>	<b>1499</b>	<b>\$ 2,347,306</b>

PROPERTY BY TYPE AND VALUE

Type of Property (1)	Monetary Value of Property Stolen in Your Jurisdiction	
	STOLEN (2)	RECOVERED (3)
CURRENCY, NOTES, ETC.	\$ 47,494	\$ 1,382
JEWELRY & PRECIOUS METALS	\$ 102,659	\$ 6,420
CLOTHING AND FURS	\$ 82,489	\$ 4,774
LOCALLY STOLEN MOTOR VEHICLE	\$ 1,379,648	\$ 1,213,629
OFFICE EQUIPMENT	\$ 89,431	\$ 5,863
TV, RADIOS, CAMERAS, ETC.	\$ 33,824	\$ 2,029
FIREARMS	\$ 58,971	\$ 8,879
HOUSEHOLD GOODS	\$ 135,830	\$ 4,216
CONSUMABLE GOODS	\$ 50,061	\$ 5,200
LIVESTOCK		
MISCELLANEOUS	\$ 366,899	\$ 71,052
<b>GRAND TOTAL</b>	<b>\$ 2,347,306</b>	<b>\$ 1,323,444</b>

LAW ENFORCEMENT OFFICERS KILLED OR ASSAULTED

Type of activity	Total assaults by weapon	Type of Weapon				Type of Assignment						Officer assaults cleared	
		Firearm	Knife or other cutting instrument	Other dangerous weapon	Hands, fists, feet, etc.	Two-officer vehicle	One-officer vehicle		Detective or special assign.		Other		
							Alone	Asst	Alone	Ast	Alone		Asst
A	B	C	D	E	F	G	H	I	J	K	L	M	
1. Responding to disturbance calls (family quarrels, person with firearm, etc.)	24	2		1	21	3	1	19			1		23
2. Burglaries in progress or pursuing burglary suspects	1			1				1					1
3. Robberies in progress or pursuing robbery suspects	3	1			2			3					3
4. Attempting other arrests	13			1	12		1	12					13
5. Civil disorder (riot, mass disobedience, etc.)													
6. Handling, transporting, custody of prisoners	6				6		1	5					6
7. Investigating suspicious persons or circumstances	8	3			5	2	1	5					8
8. Ambush – no warning													
9. Mentally deranged	1				1			1					1
10. Traffic pursuits and stops	8	1		4	3		2	6					8
11. All other													
<b>12. TOTAL (1-11)</b>	<b>64</b>	<b>7</b>		<b>7</b>	<b>50</b>	<b>5</b>	<b>6</b>	<b>52</b>			<b>1</b>		<b>63</b>
13. Number with person injury	18	1		2	15								
14. Number without personal injury	46	6		5	35								

15. Time of assaults	12 AM	2 AM	4 AM	6 AM	8 AM	10 AM	NOON	2 PM	4 PM	6 PM	8 PM	10 PM	UNK
	11	5	7	6		1	2	5	1	5	9	12	

AGE, SEX AND RACE OF PERSONS ARRESTED  
18 Years of age and over

CLASSIFICATIONS OF OFFENSES	UCR	SEX	AGE													TOT	RACE							
			18	19	20	21	22	23	24	25-29	30-34	35-39	40-44	45-49	50-54		55-59	60-64	65 OV	WHT	BLK	IND	ASN	PAC
MURDER/NONNEG MANSLAUGHTER	01A	M					1						1		1				3	1	1	1		
		F																						
MANSLAUGHTER BY NEGLIGENCE	01B	M																						
		F																						
RAPE	02	M		2	1			1	1	1	2		1			1			10	4	1	4	1	
		F																						
ROBBERY	03	M	1	1		1	2	1		3	4	2	1		1				17	9	5	9		
		F					1			1		1	3							6				
AGGRAVATED ASSAULT	04	M	3	1	3	3	5	2	2	20	7	12	13	7	4	2	4		88	39	15	66	5	
		F	1	2	1		3	2	2	6	5	3	3	2	4	3				37				
BURGLARY	05	M			1		1	1	2	4	7	7	2	2	1				28	20	4	9	4	
		F								3	3			1	2					9				
LARCENY	06	M		3	3	1		2	2	11	18	20	3	9	6	3	2	1	84	94	6	43	4	
		F		1		5	2		2	15	9	11	7	4	3	2	1	1		63				
MOTOR VEHICLE THEFT	07	M	1		1		1		1	11	6	2	3		1	1			28	20	2	11	4	
		F								3	2	3	1							9				
OTHER ASSAULTS	08	M	2	5	2	4	7	9	9	38	35	40	32	15	16	14	6	2	236	127	16	195	15	1
		F	5	4	5	9	5	3	7	23	22	14	5	5	4	3	2	2		118				
ARSON	09	M																1	1		1			
		F																						
FORGERY	10	M								1				1	1	1			4	6			2	2
		F								2	1	1	1			1				6				
FRAUD	11	M							1	1	1	2	2	1					8	11	5	3		
		F						1		2	2	2	2	1			1			11				
EMBEZZLEMENT	12	M									1								1	2				
		F												1						1				
STOLEN PROPERTY	13	M									1				1				2	3				
		F									1									1				
VANDALISM	14	M	4	1	2	1	3	4	2	12	7	3	6	3	1	1	1		51	29	6	24	6	2
		F	1	1		1		1	1	5	4	2								16				
WEAPONS	15	M	2			2		1		2	2	3	5	1	3				21	17	2	5		
		F				1					1	1								3				
PROSTITUTION	16	M																						
		F																						
PROSTITUTION	16a	M																						
		F																						

AGE, SEX AND RACE OF PERSONS ARRESTED  
18 Years of age and over

CLASSIFICATIONS OF OFFENSES	UCR	SEX	AGE													TOT	RACE							
			18	19	20	21	22	23	24	25-29	30-34	35-39	40-44	45-49	50-54		55-59	60-64	65 OV	WHT	BLK	IND	ASN	PAC
ASSISTING OR PROMOTING PROSTITUTION	16b	M																						
		F																						
PURCHASING PROSTITUTION	16c	M																						
		F																						
SEX OFFENSES	17	M					1			2	3	1	1	3	2	2		1	16	5		9	2	
		F																						
DRUG/SALE/MAN	180	M	2					1		1	1	1							6	7	1	3		
		F			1					1	2	1							5					
NARCOTICS	180a	M								1		1							2	3		2		
		F								1	1	1							3					
MARIJUANA	180b	M	2																2	1	1			
		F																						
SYNTHETIC NARC	180c	M																						
		F																						
OTHER/NON-NARC	180d	M						1			1								2	3		1		
		F			1						1								2					
DRUG/POSSESSION	185	M	4	2			1	2		5	4	6	2	4	1	2			33	27	5	14	3	
		F	1	1		1			1	1	3	3	2	1	2				16					
NARCOTICS	185e	M					1		1	2	1				1			6	5	1	5	1		
		F		1					1		2			1	1			6						
MARIJUANA	185f	M	4	2			1						1					8	8	1	1			
		F	1							1								2						
SYNTHETIC NARC	185g	M									1	1						2	1		1			
		F																						
OTHER/NON-NARC	185h	M					1		4	1	4	1	4	1	1	1		17	13	3	7	2		
		F			1						1	3	2		1			8						
GAMBLING	19	M																						
		F																						
BOOKMAKING	19a	M																						
		F																						
NUMBERS	19b	M																						
		F																						
OTHER GAMBLING	19c	M																						
		F																						
FAMILY/CHILD	20	M					1	1			1				1	1		5	5	1	8			
		F						2		2	4	1						9						

AGE, SEX AND RACE OF PERSONS ARRESTED  
18 Years of age and over

CLASSIFICATIONS OF OFFENSES	UCR	SEX	AGE																	TOT	RACE				
			18	19	20	21	22	23	24	25-29	30-34	35-39	40-44	45-49	50-54	55-59	60-64	65 OV	WHT		BLK	IND	ASN	PAC	
DRIVING INFLUENCE	21	M	3	3		7	6	6	3	29	23	15	18	10	10	9	6	6	154	156	15	42	13	1	
		F	2	3	1	2	3		1	11	10	7	11	7	2	6	5	2	73						
LIQUOR LAWS	22	M		3	1		1				2		3	5	2	2		1	20	10		21			
		F		1			1				1					7	1		11						
DRUNKENNESS	23	M																							
		F																							
DISORDERLY CONDUCT	24	M	1	1			1	2		10	12	5	3	1	2	1	1	1	41	20	4	39	2		
		F			1			1	1	5	6	4	3	2		1			24						
VAGRANCY	25	M								2				1					3	2		1	1		
		F												1					1						
ALL OTHER	26	M	7	7	6	14	2	5	8	83	98	76	69	44	37	29	13	9	507	360	53	293	25	2	
		F	2	8	4	4	5	8	9	41	47	38	18	19	9	9	5		226						
SUSPICION	27	M																							
		F																							
HUMAN TRAFFICKING/COMMERCIAL SEX ACTS	30	M																							
		F																							
HUMAN TRAFFICKING/INVOLUNTARY SERVITUDE	31	M																							
		F																							
TOTAL BY SEX		M	30	29	20	33	33	38	31	236	235	195	165	107	91	69	33	22	1367	974	143	802	87	6	
		F	12	21	13	23	20	18	24	121	123	92	56	44	26	32	15	5	645						
<b>GRAND TOTAL</b>			<b>42</b>	<b>50</b>	<b>33</b>	<b>56</b>	<b>53</b>	<b>56</b>	<b>55</b>	<b>357</b>	<b>358</b>	<b>287</b>	<b>221</b>	<b>151</b>	<b>117</b>	<b>101</b>	<b>48</b>	<b>27</b>	<b>2012</b>	<b>974</b>	<b>143</b>	<b>802</b>	<b>87</b>	<b>6</b>	



AGE, SEX AND RACE OF PERSONS ARRESTED  
under 18 Years of age

CLASSIFICATIONS OF OFFENSES	UCR	SEX	AGE							TOT	RACE				
			Under 10	10-12	13-14	15	16	17	WHT		BLK	IND	ASN	PAC	
MURDER/NONNEG MANSLAUGHTER	01A	M													
		F													
MANSLAUGHTER BY NEGLIGENCE	01B	M													
		F													
RAPE	02	M					1		1					1	
		F													
ROBBERY	03	M			1				1	1					
		F													
AGGRAVATED ASSAULT	04	M		1	4	1	1	1	8	6	1	4	1		
		F			2		1	1	4						
BURGLARY	05	M				1			1				1		
		F													
LARCENY	06	M		1		1	2	1	5	4			2		
		F						1	1						
MOTOR VEHICLE THEFT	07	M				1	1	1	3				1	2	
		F													
OTHER ASSAULTS	08	M	1	4	5	1	2	6	19	13	3	10	4		
		F		1	3	1	2	4	11						
ARSON	09	M													
		F													
FORGERY	10	M													
		F													
FRAUD	11	M			1		1	1	3	2			1		
		F													
EMBEZZLEMENT	12	M													
		F													
STOLEN PROPERTY	13	M													
		F													
VANDALISM	14	M		4			2	5	1	12	8	1	3		
		F													
WEAPONS	15	M			1	1	1	1	4	2	2				
		F													
PROSTITUTION	16	M													
		F													
PROSTITUTION	16a	M													
		F													

AGE, SEX AND RACE OF PERSONS ARRESTED  
under 18 Years of age

CLASSIFICATIONS OF OFFENSES	UCR	SEX	AGE						TOT	RACE				
			Under 10	10-12	13-14	15	16	17		WHT	BLK	IND	ASN	PAC
ASSISTING OR PROMOTING PROSTITUTION	16b	M												
		F												
PURCHASING PROSTITUTION	16c	M												
		F												
SEX OFFENSES	17	M			1			1	2	1	1			
		F												
<b>DRUG/SALE/MAN</b>	180	M			1		4		5	4		1		
		F												
NARCOTICS	180a	M												
		F												
MARIJUANA	180b	M			1		4		5	4		1		
		F												
SYNTHETIC NARC	180c	M												
		F												
OTHER/NON-NARC	180d	M												
		F												
<b>DRUG/POSSESSION</b>	185	M			2	3	1	2	8	8		5	1	
		F				2	3	1	6					
NARCOTICS	185e	M												
		F												
MARIJUANA	185f	M			2	1	1	2	6	8		3	1	
		F				2	3	1	6					
SYNTHETIC NARC	185g	M												
		F												
OTHER/NON-NARC	185h	M				2			2			2		
		F												
<b>GAMBLING</b>	19	M												
		F												
BOOKMAKING	19a	M												
		F												
NUMBERS	19b	M												
		F												
OTHER GAMBLING	19c	M												
		F												
FAMILY/CHILD	20	M												
		F												

AGE, SEX AND RACE OF PERSONS ARRESTED  
under 18 Years of age

CLASSIFICATIONS OF OFFENSES	UCR	SEX	AGE							TOT	RACE				
			Under 10	10-12	13-14	15	16	17	WHT		BLK	IND	ASN	PAC	
			DRIVING INFLUENCE	21	M						1	2	3	3	
		F													
LIQUOR LAWS	22	M				1		2	3	2	1	2			
		F						2	2						
DRUNKENNESS	23	M													
		F													
DISORDERLY CONDUCT	24	M										1			
		F				1			1						
VAGRANCY	25	M													
		F													
ALL OTHER	26	M			1		1	3	5	6		3			
		F		1	1	1		1	4						
SUSPICION	27	M													
		F													
CURFEW	28	M													
		F													
RUN-AWAYS	29	M													
		F													
HUMAN TRAFFICKING/COMMERCIAL SEX ACTS	30	M													
		F													
HUMAN TRAFFICKING/INVOLUNTARY SERVITUDE	31	M													
		F													
TOTAL BY SEX		M	1	10	17	12	21	22	83	60	9	34	9		
		F		2	6	5	6	10	29						
GRAND TOTAL			1	12	23	17	27	32	112	60	9	34	9		

MONTHLY RETURN OF ARSON OFFENSES KNOWN TO LAW ENFORCEMENT

1 PROPERTY CLASSIFICATION	2 Offenses Reported or Known to Police (Include Unfounded and attempts)	3 Unfounded, i.e. False or Baseless Complaints	4 Number of Actual Offenses (Column 2 Minus Column 3) (Include Attempts)	5 Total Offenses Cleared by Arrest or Exceptional Means (Include Column 6)	6 Number of Clearances Involving Only Persons Under 18 Years of Age	7 Offenses Where Structures Uninhabited, Abandoned, or not Normally in Use	8 Estimated Value of Property Damage
STRUCTURAL							
C. Storage: Barns, Garages, Warehouses, etc.							
F. Community/Public: Churches, Jails, Schools, Colleges, Hospitals, etc.	1	1					
A. Single Occupancy Residential: Houses, Townhouses, Duplexes, etc.	2		2	1			\$1
G. All Other Structure: Out Buildings, Monuments, Buildings Under Constructions, etc.	1		1	1			
B. Other Residential: Apartments, Tenements, Flats, Hotels, Motels, Inns, Dormitories, Boarding Houses, etc.	2		2	1			\$75,000
E. Other Commercial: Stores, Restaurants, Offices, etc.							
D. Industrial/Manufacturing:							
TOTAL STRUCTURAL	6	1	5	3			\$75,001
MOBILE							
H. Motor Vehicles: Automobiles, Trucks, Buses, Motorcycles, etc. UCR Definition							
I. Other Mobile Property: Trailers, Recreational Vehicles, Airplanes, Boats, etc.							
TOTAL MOBILE							
OTHER							
J. TOTAL OTHER Crops, Timber, Fences, Signs, etc.							
TOTAL OTHER							
<b>GRAND TOTAL</b>	<b>6</b>	<b>1</b>	<b>5</b>	<b>3</b>			<b>\$75,001</b>

RETURN A - MONTHLY RETURN OF OFFENSES KNOWN TO POLICE

(1) Classification of Offense	(2) Offenses Reported	(3) Unfounded Offenses	(4) Actual Offenses	(5) Offenses Cleared	(6) Juveniles Only
CRIMINAL HOMICIDE					
MURDER/NONNEG MANSLAUGHTER	4		4	3	
MANSLAUGHTER BY NEGLIGENCE					
TOTAL	4		4	3	
RAPE					
RAPE	78	11	67	12	3
ATTEMPTS TO COMMIT RAPE	3		3		
TOTAL	81	11	70	12	3
ROBBERY					
FIREARM	9		9	5	1
KNIFE/CUTTING INSTRUMENT	6		6	4	
OTHER DANGEROUS WEAPON	5		5	3	
STRONG-ARM (HANDS, FISTS)	27	1	26	15	
TOTAL	47	1	46	27	1
ASSAULT					
FIREARM	61	1	60	44	4
KNIFE OR CUTTING INSTRUMENT	58	2	56	40	3
OTHER DANGEROUS WEAPON	112	2	110	65	1
HANDS, FIST, FEET, AGGRAVATED	95	1	94	75	3
OTHER ASSAULTS - SIMPLE	745	25	720	452	33
TOTAL	1071	31	1040	676	44
BURGLARY					
FORCIBLE ENTRY	140	1	139	28	
UNLAWFUL ENTRY - NO FORCE	79	2	77	22	2
ATTEMPTED FORCIBLE ENTRY	17	1	16	2	
TOTAL	236	4	232	52	2
LARCENY-THEFT					
THEFT (EX MOTOR VEHICLE)	930	20	910	158	10
TOTAL	930	20	910	158	10
MOTOR VEHICLE THEFT					
AUTOS	109	8	101	24	1
TRUCKS AND BUSES	48	6	42	8	
OTHER VEHICLES	17	3	14	5	1
TOTAL	174	17	157	37	2
<b>GRAND TOTAL</b>	<b>2543</b>	<b>84</b>	<b>2459</b>	<b>965</b>	<b>62</b>

PROPERTY STOLEN BY CLASSIFICATION

CLASSIFICATION OF OFFENSES	NUMBER ACTUAL OFFENSES	VALUE OF PROPERTY STOLEN
MURDER/NONNEG MANSLAUGHTER	4	
RAPE	70	
ROBBERY		
HIGHWAY (STREET, ALLEYS, ETC.)	18	\$ 17,758
COMMERCIAL HOUSE	11	\$ 1,344
GAS OR SERVICE STATION	2	\$ 45
CONVENIENCE STORE	5	\$ 1,504
RESIDENCE	4	\$ 805
BANK		
MISCELLANEOUS	6	\$ 221
TOTAL ROBBERY	46	\$ 21,677
BURGLARY		
RESIDENCE (DWELLING)		
NIGHT (6PM-6AM)	45	\$ 45,877
DAY (6AM-6PM)	37	\$ 103,651
UNKNOWN	65	\$ 221,310
NON-RESIDENCE (STORE ETC.)		
NIGHT (6PM-6AM)	47	\$ 32,806
DAY (6AM-6PM)	20	\$ 81,803
UNKNOWN	18	\$ 31,172
TOTAL BURGLARY	232	\$ 516,619
LARCENY-THEFT		
\$200 AND OVER	386	\$ 557,536
\$50 TO \$200	188	\$ 19,919
UNDER \$50	336	\$ 4,711
TOTAL	910	\$ 582,166
6X. NATURE OF LARCENIES UNDER ITEM 6		
POCKET-PICKING	4	\$ 453
PURSE-SNATCHING	4	\$ 1,642
SHOPLIFTING	308	\$ 51,399
FROM MOTOR VEHICLE	181	\$ 144,733
MOTOR VEHICLE PARTS & ACCESSORIES	48	\$ 21,947
BICYCLES	10	\$ 11,502
FROM BUILDING(EX C&H)	169	\$ 131,000
FROM COIN-OP MACHINES		
ALL OTHER	186	\$ 219,490
TOTAL LARCENY	910	\$ 582,166
MOTOR VEHICLE THEFT	155	\$ 1,354,045
STOLEN & RECOVERED LOCALLY	139	
STOLEN LOCALLY & RECOVERED OTHER	6	
TOTAL STOLEN OTHER & RECOVERED LOCAL	145	
STOLEN IN OTHER JURIS & RECOVERED LOCALLY	7	
TOTAL MOTOR VEHICLE THEFT	155	\$ 1,354,045
<b>GRAND TOTAL</b>	<b>1416</b>	<b>\$ 2,474,507</b>

PROPERTY BY TYPE AND VALUE

Type of Property (1)	Monetary Value of Property Stolen in Your Jurisdiction	
	STOLEN (2)	RECOVERED (3)
CURRENCY, NOTES, ETC.	\$ 222,313	\$ 3,568
JEWELRY & PRECIOUS METALS	\$ 99,938	\$ 373
CLOTHING AND FURS	\$ 67,532	\$ 6,718
LOCALLY STOLEN MOTOR VEHICLE	\$ 1,360,746	\$ 1,312,745
OFFICE EQUIPMENT	\$ 81,353	\$ 8,415
TV, RADIOS, CAMERAS, ETC.	\$ 51,826	\$ 1,627
FIREARMS	\$ 47,251	\$ 3,380
HOUSEHOLD GOODS	\$ 20,754	\$ 1,911
CONSUMABLE GOODS	\$ 53,683	\$ 4,420
LIVESTOCK	\$ 1	\$ 1
MISCELLANEOUS	\$ 469,110	\$ 80,388
<b>GRAND TOTAL</b>	<b>\$ 2,474,507</b>	<b>\$ 1,423,546</b>

LAW ENFORCEMENT OFFICERS KILLED OR ASSAULTED

Type of activity	Total assaults by weapon	Type of Weapon				Type of Assignment							Officer assaults cleared
		Firearm	Knife or other cutting instrument	Other dangerous weapon	Hands, fists, feet, etc.	Two-officer vehicle	One-officer vehicle		Detective or special assign.		Other		
							Alone	Asst	Alone	Ast	Alone	Asst	
A	B	C	D	E	F	G	H	I	J	K	L	M	
1. Responding to disturbance calls (family quarrels, person with firearm, etc.)	28	2		1	25	9	2	16				1	28
2. Burglaries in progress or pursuing burglary suspects													
3. Robberies in progress or pursuing robbery suspects	2				2			2					2
4. Attempting other arrests	13	4			9	2	1	10					13
5. Civil disorder (riot, mass disobedience, etc.)													
6. Handling, transporting, custody of prisoners	4				4			3				1	4
7. Investigating suspicious persons or circumstances	1				1	1							1
8. Ambush – no warning													
9. Mentally deranged	2		2					2					2
10. Traffic pursuits and stops	4			4		3	1						4
11. All other	6			1	5		1	4		1			6
<b>12. TOTAL (1-11)</b>	<b>60</b>	<b>6</b>	<b>2</b>	<b>6</b>	<b>46</b>	<b>15</b>	<b>5</b>	<b>37</b>		<b>1</b>		<b>2</b>	<b>60</b>
13. Number with person injury	14				14								
14. Number without personal injury	46	6	2	6	32								

15. Time of assaults	12 AM	2 AM	4 AM	6 AM	8 AM	10 AM	NOON	2 PM	4 PM	6 PM	8 PM	10 PM	UNK
	3	13	4	5	1	1	4	7	11	6	4	1	



AGE, SEX AND RACE OF PERSONS ARRESTED  
18 Years of age and over

CLASSIFICATIONS OF OFFENSES	UCR	SEX	AGE														TOT	RACE						
			18	19	20	21	22	23	24	25-29	30-34	35-39	40-44	45-49	50-54	55-59		60-64	65 OV	WHT	BLK	IND	ASN	PAC
MURDER/NONNEG MANSLAUGHTER	01A	M	1									1						1	3	1		1	1	
		F																						
MANSLAUGHTER BY NEGLIGENCE	01B	M																						
		F																						
RAPE	02	M	1				2		1	1		1							6	2		6		
		F									1	1							2					
ROBBERY	03	M	1	2	1				1	2	1	8	1	1				1	19	14	2	7	1	
		F								2	1	2							5					
AGGRAVATED ASSAULT	04	M	4	2	3	3	3	4	4	16	32	18	12	9	11	7	1	1	130	66	14	85	7	
		F		1	1	2	1			13	8	6	2	3	1	3		1	42					
BURGLARY	05	M				2	2	1		6	6	11	4		2				34	22	4	16	2	
		F							1	3	2	3	1						10					
LARCENY	06	M		2		1		3	1	13	14	15	18	8	3	1	1	1	81	81	12	40	4	
		F		1	1	2	4	5	1	13	11	10	3	3	2				56					
MOTOR VEHICLE THEFT	07	M		1		1	2		3	2	6	3	2		3	1			24	19	2	12	3	
		F					1		1	1	1	6	1	1					12					
OTHER ASSAULTS	08	M	3	3	4	6	8	6	10	38	43	43	20	14	16	15	10	7	246	127	24	194	10	2
		F	1	1	4	5	2	4	2	19	19	24	12	8	4	3	3		111					
ARSON	09	M																				2		
		F								1	1								2					
FORGERY	10	M								2	1	1		1					5	8		1		
		F					1					2	1						4					
FRAUD	11	M							1	1		4				1		1	8	10	1	4		
		F								2	2	1		1	1				7					
EMBEZZLEMENT	12	M									1								1	1	3			
		F			1	1		1												3				
STOLEN PROPERTY	13	M						1		2	1	1							5	3	2	2	1	
		F							1	1	1									3				
VANDALISM	14	M	4	1	2	1	2	1		18	10	4	8				1		52	33	3	35	3	
		F		1		1		2		3	7	4	1	2	1				22					
WEAPONS	15	M								5	4	3	4	2	2	1	1		22	20	1	3		
		F					1					1							2					
PROSTITUTION AND COMMERCIALIZED VICE	16	M																						
		F																						
PROSTITUTION	16a	M																						
		F																						

AGE, SEX AND RACE OF PERSONS ARRESTED  
18 Years of age and over

CLASSIFICATIONS OF OFFENSES	UCR	SEX	AGE														TOT	RACE						
			18	19	20	21	22	23	24	25-29	30-34	35-39	40-44	45-49	50-54	55-59		60-64	65 OV	WHT	BLK	IND	ASN	PAC
ASSISTING OR PROMOTING PROSTITUTION	16b	M																						
		F																						
PURCHASING PROSTITUTION	16c	M																						
		F																						
SEX OFFENSES	17	M							1	2	1	3	3			4		1	15	4		12		
		F									1								1					
DRUG/SALE/MAN	180	M									2		1			2		5	5	1				
		F									1							1						
NARCOTICS	180a	M									1		1					2	2	1				
		F									1							1						
MARIJUANA	180b	M																						
		F																						
SYNTHETIC NARC	180c	M														1		1	1					
		F																						
OTHER/NON-NARC	180d	M									1						1	2	2					
		F																						
DRUG/POSSESSION	185	M		1	2			1		7	4	10	1	2	3	3	1	35	34	4	14	1	1	
		F						2		5	5	4	1	1	1			19						
NARCOTICS	185e	M			1				1		4					1		7	6	1	4			
		F						1		2		1						4						
MARIJUANA	185f	M			1						1			1	1			4	4		3			
		F								2	1							3						
SYNTHETIC NARC	185g	M		1				1		4		2						8	9		1	1		
		F									1	2						3						
OTHER/NON-NARC	185h	M							2	3	4	1	1	2	2	1		16	15	3	6	1		
		F						1		1	3	1	1	1	1			9						
GAMBLING	19	M																						
		F																						
BOOKMAKING	19a	M																						
		F																						
NUMBERS	19b	M																						
		F																						
OTHER GAMBLING	19c	M																						
		F																						
FAMILY/CHILD	20	M							1	1		1		1			1	5	4		9			
		F							2	1	2	3						8						

AGE, SEX AND RACE OF PERSONS ARRESTED  
18 Years of age and over

CLASSIFICATIONS OF OFFENSES	UCR	SEX	AGE														TOT	RACE						
			18	19	20	21	22	23	24	25-29	30-34	35-39	40-44	45-49	50-54	55-59		60-64	65 OV	WHT	BLK	IND	ASN	PAC
DRIVING INFLUENCE	21	M	9	2	5	3	2	7	1	18	26	24	15	6	10	12	5	6	151	132	14	67	9	
		F		2	2	1	1	7	3	14	15	6	7	4	4	3	1	1	71					
LIQUOR LAWS	22	M	1	1							3	2			8	1		16	8		11	1		
		F	1							1	1			1				4						
DRUNKENNESS	23	M														1		1			1			
		F																						
DISORDERLY CONDUCT	24	M		2			1	3		5	6	8	3	4	1	3		3	39	24	3	38		1
		F	1		1	2	2		2	2	6	4	6	1					27					
VAGRANCY	25	M								3	1	1					2	7	6	2	1			
		F										1		1				2						
ALL OTHER	26	M	4	8	6	5	10	11	13	87	82	79	53	45	35	27	14	17	496	330	61	302	29	3
		F			6	6	4	10	13	46	55	42	22	12	7	4	2		229					
SUSPICION	27	M																						
		F																						
HUMAN TRAFFICKING/COMMERCIAL SEX ACTS	30	M																						
		F																						
HUMAN TRAFFICKING/INVOLUNTARY SERVITUDE	31	M																						
		F																						
TOTAL BY SEX		M	28	25	23	22	32	38	37	229	242	242	145	94	94	77	39	39	1406	954	153	863	72	7
		F	3	6	16	20	17	31	26	127	139	120	58	37	22	13	6	2	643					
<b>GRAND TOTAL</b>			<b>31</b>	<b>31</b>	<b>39</b>	<b>42</b>	<b>49</b>	<b>69</b>	<b>63</b>	<b>356</b>	<b>381</b>	<b>362</b>	<b>203</b>	<b>131</b>	<b>116</b>	<b>90</b>	<b>45</b>	<b>41</b>	<b>2049</b>	<b>954</b>	<b>153</b>	<b>863</b>	<b>72</b>	<b>7</b>

AGE, SEX AND RACE OF PERSONS ARRESTED  
under 18 Years of age

CLASSIFICATIONS OF OFFENSES	UCR	SEX	AGE						TOT	RACE					
			Under 10	10-12	13-14	15	16	17		WHT	BLK	IND	ASN	PAC	
MURDER/NONNEG MANSLAUGHTER	01A	M													
		F													
MANSLAUGHTER BY NEGLIGENCE	01B	M													
		F													
RAPE	02	M			1				1	1					
		F													
ROBBERY	03	M								1					
		F				1			1						
AGGRAVATED ASSAULT	04	M		1	1	1		4	7	3	1	4			
		F					1		1						
BURGLARY	05	M		1		1	1	1	4	1	1	2			
		F													
LARCENY	06	M		1			3	1	5	1	1	5			
		F			1			1	2						
MOTOR VEHICLE THEFT	07	M				1	2		3	2		1			
		F													
OTHER ASSAULTS	08	M		1	7	1	6	8	23	18	3	11			
		F			4	3		2	9						
ARSON	09	M													
		F													
FORGERY	10	M													
		F													
FRAUD	11	M													
		F													
EMBEZZLEMENT	12	M													
		F													
STOLEN PROPERTY	13	M													
		F													
VANDALISM	14	M	1	4	3	1	3	1	13	3	2	12	1		
		F			2		2	1	5						
WEAPONS	15	M													
		F													
PROSTITUTION	16	M													
		F													
PROSTITUTION	16a	M													
		F													

AGE, SEX AND RACE OF PERSONS ARRESTED  
under 18 Years of age

CLASSIFICATIONS OF OFFENSES	UCR	SEX	AGE						TOT	RACE				
			Under 10	10-12	13-14	15	16	17		WHT	BLK	IND	ASN	PAC
			ASSISTING OR PROMOTING PROSTITUTION	16b	M									
		F												
PURCHASING PROSTITUTION	16c	M												
		F												
SEX OFFENSES	17	M												
		F												
<b>DRUG/SALE/MAN</b>	180	M												
		F												
NARCOTICS	180a	M												
		F												
MARIJUANA	180b	M												
		F												
SYNTHETIC NARC	180c	M												
		F												
OTHER/NON-NARC	180d	M												
		F												
<b>DRUG/POSSESSION</b>	185	M		1	1		2	1	5	4		1		
		F												
NARCOTICS	185e	M												
		F												
MARIJUANA	185f	M		1	1		2	1	5	4		1		
		F												
SYNTHETIC NARC	185g	M												
		F												
OTHER/NON-NARC	185h	M												
		F												
<b>GAMBLING</b>	19	M												
		F												
BOOKMAKING	19a	M												
		F												
NUMBERS	19b	M												
		F												
OTHER GAMBLING	19c	M												
		F												
FAMILY/CHILD	20	M												
		F												

AGE, SEX AND RACE OF PERSONS ARRESTED  
under 18 Years of age

CLASSIFICATIONS OF OFFENSES	UCR	SEX	AGE							TOT	RACE				
			Under 10	10-12	13-14	15	16	17	WHT		BLK	IND	ASN	PAC	
			DRIVING INFLUENCE	21	M						1	1	2	2	
		F						1	1						
LIQUOR LAWS	22	M					1		1	2	1	2			
		F			2			2	4						
DRUNKENNESS	23	M													
		F													
DISORDERLY CONDUCT	24	M			2			2	4	2		1	1		
		F													
VAGRANCY	25	M													
		F													
ALL OTHER	26	M					1	4	5	4		2			
		F					1		1						
SUSPICION	27	M													
		F													
CURFEW	28	M													
		F													
RUN-AWAYS	29	M													
		F													
HUMAN TRAFFICKING/COMMERCIAL SEX ACTS	30	M													
		F													
HUMAN TRAFFICKING/INVOLUNTARY SERVITUDE	31	M													
		F													
TOTAL BY SEX		M	1	9	15	5	20	23	73	44	9	42	2		
		F			9	4	4	7	24						
GRAND TOTAL			1	9	24	9	24	30	97	44	9	42	2		

MONTHLY RETURN OF ARSON OFFENSES KNOWN TO LAW ENFORCEMENT

1 PROPERTY CLASSIFICATION	2 Offenses Reported or Known to Police (Include Unfounded and attempts)	3 Unfounded, i.e. False or Baseless Complaints	4 Number of Actual Offenses (Column 2 Minus Column 3) (Include Attempts)	5 Total Offenses Cleared by Arrest or Exceptional Means (Include Column 6)	6 Number of Clearances Involving Only Persons Under 18 Years of Age	7 Offenses Where Structures Uninhabited, Abandoned, or not Normally in Use	8 Estimated Value of Property Damage
STRUCTURAL							
C. Storage: Barns, Garages, Warehouses, etc.							
D. Industrial/Manufacturing:							
B. Other Residential: Apartments, Tenements, Flats, Hotels, Motels, Inns, Dormitories, Boarding Houses, etc.	2		2	2			\$5,010
E. Other Commercial: Stores, Restaurants, Offices, etc.	2		2	1		2	\$46
F. Community/Public: Churches, Jails, Schools, Colleges, Hospitals, etc.	3		3	2		1	\$550
G. All Other Structure: Out Buildings, Monuments, Buildings Under Constructions, etc.	1		1				\$200
A. Single Occupancy Residential: Houses, Townhouses, Duplexes, etc.	5		5	1			\$368,002
<b>TOTAL STRUCTURAL</b>	<b>13</b>		<b>13</b>	<b>6</b>		<b>3</b>	<b>\$373,808</b>
MOBILE							
I. Other Mobile Property: Trailers, Recreational Vehicles, Airplanes, Boats, etc.							
H. Motor Vehicles: Automobiles, Trucks, Buses, Motorcycles, etc. UCR Definition	1	1					
<b>TOTAL MOBILE</b>	<b>1</b>	<b>1</b>					
OTHER							
J. TOTAL OTHER Crops, Timber, Fences, Signs, etc.	3		3				\$6,501
<b>TOTAL OTHER</b>	<b>3</b>		<b>3</b>				<b>\$6,501</b>
<b>GRAND TOTAL</b>	<b>17</b>	<b>1</b>	<b>16</b>	<b>6</b>		<b>3</b>	<b>\$380,309</b>

RETURN A - MONTHLY RETURN OF OFFENSES KNOWN TO POLICE

(1) Classification of Offense	(2) Offenses Reported	(3) Unfounded Offenses	(4) Actual Offenses	(5) Offenses Cleared	(6) Juveniles Only
CRIMINAL HOMICIDE					
MURDER/NONNEG MANSLAUGHTER	2		2	1	
MANSLAUGHTER BY NEGLIGENCE					
TOTAL	2		2	1	
RAPE					
RAPE	69	4	65	13	
ATTEMPTS TO COMMIT RAPE	5	2	3		
TOTAL	74	6	68	13	
ROBBERY					
FIREARM	13		13	5	
KNIFE/CUTTING INSTRUMENT	7		7	4	
OTHER DANGEROUS WEAPON	6		6	2	
STRONG-ARM (HANDS, FISTS)	43		43	21	1
TOTAL	69		69	32	1
ASSAULT					
FIREARM	72	1	71	49	1
KNIFE OR CUTTING INSTRUMENT	69		69	51	3
OTHER DANGEROUS WEAPON	126	1	125	87	6
HANDS, FIST, FEET, AGGRAVATED	92		92	69	1
OTHER ASSAULTS - SIMPLE	746	13	733	512	33
TOTAL	1105	15	1090	768	44
BURGLARY					
FORCIBLE ENTRY	139	1	138	24	2
UNLAWFUL ENTRY - NO FORCE	65	2	63	18	
ATTEMPTED FORCIBLE ENTRY	12		12	1	
TOTAL	216	3	213	43	2
LARCENY-THEFT					
THEFT (EX MOTOR VEHICLE)	878	15	863	146	3
TOTAL	878	15	863	146	3
MOTOR VEHICLE THEFT					
AUTOS	114	6	108	27	3
TRUCKS AND BUSES	40	2	38	7	1
OTHER VEHICLES	22	1	21	1	1
TOTAL	176	9	167	35	5
<b>GRAND TOTAL</b>	<b>2520</b>	<b>48</b>	<b>2472</b>	<b>1038</b>	<b>55</b>



PROPERTY STOLEN BY CLASSIFICATION

CLASSIFICATION OF OFFENSES	NUMBER ACTUAL OFFENSES	VALUE OF PROPERTY STOLEN
MURDER/NONNEG MANSLAUGHTER	2	
RAPE	68	
ROBBERY		
HIGHWAY (STREET, ALLEYS, ETC.)	25	\$ 42,322
COMMERCIAL HOUSE	17	\$ 2,550
GAS OR SERVICE STATION	5	\$ 128
CONVENIENCE STORE	4	\$ 15
RESIDENCE	13	\$ 7,679
BANK		
MISCELLANEOUS	5	\$ 1,755
TOTAL ROBBERY	69	\$ 54,449
BURGLARY		
RESIDENCE (DWELLING)		
NIGHT (6PM-6AM)	32	\$ 22,933
DAY (6AM-6PM)	23	\$ 57,873
UNKNOWN	59	\$ 118,343
NON-RESIDENCE (STORE ETC.)		
NIGHT (6PM-6AM)	37	\$ 51,303
DAY (6AM-6PM)	26	\$ 17,333
UNKNOWN	36	\$ 60,975
TOTAL BURGLARY	213	\$ 328,760
LARCENY-THEFT		
\$200 AND OVER	343	\$ 705,016
\$50 TO \$200	191	\$ 20,496
UNDER \$50	329	\$ 10,707
TOTAL	863	\$ 736,219
6X. NATURE OF LARCENIES UNDER ITEM 6		
POCKET-PICKING	3	\$ 233
PURSE-SNATCHING	1	\$ 45
SHOPLIFTING	235	\$ 35,572
FROM MOTOR VEHICLE	192	\$ 153,239
MOTOR VEHICLE PARTS & ACCESSORIES	72	\$ 37,893
BICYCLES	35	\$ 22,855
FROM BUILDING(EX C&H)	123	\$ 285,524
FROM COIN-OP MACHINES	1	
ALL OTHER	201	\$ 200,858
TOTAL LARCENY	863	\$ 736,219
MOTOR VEHICLE THEFT	167	\$ 1,200,928
STOLEN & RECOVERED LOCALLY	129	
STOLEN LOCALLY & RECOVERED OTHER	15	
TOTAL STOLEN OTHER & RECOVERED LOCAL	144	
STOLEN IN OTHER JURIS & RECOVERED LOCALLY	4	
TOTAL MOTOR VEHICLE THEFT	167	\$ 1,200,928
<b>GRAND TOTAL</b>	<b>1382</b>	<b>\$ 2,320,356</b>

## PROPERTY BY TYPE AND VALUE

Type of Property (1)	Monetary Value of Property Stolen in Your Jurisdiction	
	STOLEN (2)	RECOVERED (3)
CURRENCY, NOTES, ETC.	\$ 70,173	\$ 5,400
JEWELRY & PRECIOUS METALS	\$ 252,243	\$ 21,225
CLOTHING AND FURS	\$ 50,079	\$ 3,216
LOCALLY STOLEN MOTOR VEHICLE	\$ 1,258,297	\$ 1,092,202
OFFICE EQUIPMENT	\$ 53,480	\$ 11,701
TV, RADIOS, CAMERAS, ETC.	\$ 33,708	\$ 3,065
FIREARMS	\$ 66,122	\$ 9,061
HOUSEHOLD GOODS	\$ 42,468	\$ 3,401
CONSUMABLE GOODS	\$ 28,958	\$ 3,387
LIVESTOCK		
MISCELLANEOUS	\$ 464,828	\$ 75,490
<b>GRAND TOTAL</b>	<b>\$ 2,320,356</b>	<b>\$ 1,228,148</b>

LAW ENFORCEMENT OFFICERS KILLED OR ASSAULTED

Type of activity	Total assaults by weapon	Type of Weapon				Type of Assignment						Officer assaults cleared	
		Firearm	Knife or other cutting instrument	Other dangerous weapon	Hands, fists, feet, etc.	Two-officer vehicle	One-officer vehicle		Detective or special assign.		Other		
							Alone	Asst	Alone	Ast	Alone		Asst
A	B	C	D	E	F	G	H	I	J	K	L	M	
1. Responding to disturbance calls (family quarrels, person with firearm, etc.)	29	1	1	1	26		1	27				1	29
2. Burglaries in progress or pursuing burglary suspects													
3. Robberies in progress or pursuing robbery suspects													
4. Attempting other arrests	23	3	1	3	16			23					23
5. Civil disorder (riot, mass disobedience, etc.)													
6. Handling, transporting, custody of prisoners	2				2		1	1					1
7. Investigating suspicious persons or circumstances	13	2	1	1	9	1	2	10					13
8. Ambush – no warning													
9. Mentally deranged	6				6			6					5
10. Traffic pursuits and stops	6			6			1	5					6
11. All other	4				4			4					4
<b>12. TOTAL (1-11)</b>	<b>83</b>	<b>6</b>	<b>3</b>	<b>11</b>	<b>63</b>	<b>1</b>	<b>5</b>	<b>76</b>				<b>1</b>	<b>81</b>
13. Number with person injury	17	1		1	15								
14. Number without personal injury	66	5	3	10	48								
15. Time of assaults	12 AM	2 AM	4 AM	6 AM	8 AM	10 AM	NOON	2 PM	4 PM	6 PM	8 PM	10 PM	UNK
	6	5	7	1	3	10	7	7	14	4	11	8	

AGE, SEX AND RACE OF PERSONS ARRESTED  
18 Years of age and over

CLASSIFICATIONS OF OFFENSES	UCR	SEX	AGE													TOT	RACE									
			18	19	20	21	22	23	24	25-29	30-34	35-39	40-44	45-49	50-54		55-59	60-64	65 OV	WHT	BLK	IND	ASN	PAC		
MURDER/NONNEG MANSLAUGHTER	01A	M																			1					
		F									1												1			
MANSLAUGHTER BY NEGLIGENCE	01B	M																								
		F																								
RAPE	02	M	1	1	1			1		1		1		2	1						9	1		8		
		F																								
ROBBERY	03	M		1	2	2	1			2	5	2	5	1	3						24	10	5	13	2	
		F					1			2	1			1		1					6					
AGGRAVATED ASSAULT	04	M	2	6	1	2	3	8	7	25	27	17	14	11	12	4	5	2		146	74	20	92	9		
		F	1		2		2	1	2	5	11	8	5	8	2	1	1			49						
BURGLARY	05	M	1			1			2	3	10	4	2	3		1			27	19	1	9	3			
		F		1			1				3								5							
LARCENY	06	M	2	2	1		2	4	3	13	17	12	8	8	4	2			78	75	7	45	5	2		
		F			1	3	2		3	9	13	9	10	3	3				56							
MOTOR VEHICLE THEFT	07	M	1	1	1	1	1	1		2	5	3	3						19	15	3	6	3			
		F						2		4	2								8							
OTHER ASSAULTS	08	M	2	8	5	5	6	8	13	42	49	47	15	21	15	14	9	5	264	142	27	188	11	1		
		F	4	3	1	4	4	5	7	17	21	12	10	7	7	1	2		105							
ARSON	09	M								2	1					1			4	2		2				
		F																								
FORGERY	10	M					1			1	1	1							4	5						
		F									1								1							
FRAUD	11	M										2					1		3	7	2	2				
		F						1		3		1	2		1				8							
EMBEZZLEMENT	12	M								1									1			1				
		F																								
STOLEN PROPERTY	13	M								2		2							4	4	1	2				
		F						1		1	1								3							
VANDALISM	14	M		1	2		2	1	2	14	8	4	5	2	2	2			45	33	6	36	5			
		F				3	1			10	4	5	4		4	2	2		35							
WEAPONS	15	M			2	2		2		8	5	2	2		2		1		26	24	3	7	3			
		F		1	1					2		3	1	1	2				11							
PROSTITUTION AND COMMERCIALIZED VICE	16	M																								
		F																								
PROSTITUTION	16a	M																								
		F																								

AGE, SEX AND RACE OF PERSONS ARRESTED  
18 Years of age and over

CLASSIFICATIONS OF OFFENSES	UCR	SEX	AGE													TOT	RACE							
			18	19	20	21	22	23	24	25-29	30-34	35-39	40-44	45-49	50-54		55-59	60-64	65 OV	WHT	BLK	IND	ASN	PAC
ASSISTING OR PROMOTING PROSTITUTION	16b	M																						
		F																						
PURCHASING PROSTITUTION	16c	M																						
		F																						
SEX OFFENSES	17	M									4	4	2		2	2	4	3	21	5		16		
		F																						
DRUG/SALE/MAN	180	M								1	2	2		1					6	6	1		1	
		F					1						1						2					
NARCOTICS	180a	M									2	1							3	4				
		F					1												1					
MARIJUANA	180b	M																						
		F																						
SYNTHETIC NARC	180c	M																						
		F																						
OTHER/NON-NARC	180d	M								1		1		1					3	2	1		1	
		F											1						1					
DRUG/POSSESSION	185	M					1	1	5	3	7	2	1	2	2				24	27	4	8		
		F	1	1	1		1		1	4	3		2	1					15					
NARCOTICS	185e	M							2	1	2		1	1					7	12	1	2		
		F			1		1			2	2		1	1					8					
MARIJUANA	185f	M									1								1	1		2		
		F	1								1								2					
SYNTHETIC NARC	185g	M					1		2	1		1		1	1				7	8		2		
		F		1							1			1					3					
OTHER/NON-NARC	185h	M						1	1	1	4	1			1				9	6	3	2		
		F							1		1								2					
GAMBLING	19	M																						
		F																						
BOOKMAKING	19a	M																						
		F																						
NUMBERS	19b	M																						
		F																						
OTHER GAMBLING	19c	M																						
		F																						
FAMILY/CHILD	20	M				1			1			1			1				4	2	1	9		
		F				2					2	1		1	1		1		8					

AGE, SEX AND RACE OF PERSONS ARRESTED  
18 Years of age and over

CLASSIFICATIONS OF OFFENSES	UCR	SEX	AGE															TOT	RACE					
			18	19	20	21	22	23	24	25-29	30-34	35-39	40-44	45-49	50-54	55-59	60-64		65 OV	WHT	BLK	IND	ASN	PAC
			DRIVING INFLUENCE	21	M	1	4	4	6	3	3	1	21	10	17	6	7		8	9	5	2	107	76
		F		1	3	1	1	3	2	11	12	7	4	2	3	3	2	1	56					
LIQUOR LAWS	22	M		2			1				1				2	2		1	9	3		9		
		F			1		1							1					3					
DRUNKENNESS	23	M					1												1			1		
		F																						
DISORDERLY CONDUCT	24	M				1		3		4	6	6	5	1		3			29	10	1	33		
		F			5		1	1		2	4		2						15					
VAGRANCY	25	M								5									5	5		1		
		F											1						1					
ALL OTHER	26	M	3	6	5	8	7	11	9	65	79	66	44	36	32	29	20	15	435	289	53	258	27	
		F		3	4	3	4	3	4	43	45	38	19	14	6	6			192					
SUSPICION	27	M																						
		F																						
HUMAN TRAFFICKING/COMMERCIAL SEX ACTS	30	M																						
		F																						
HUMAN TRAFFICKING/INVOLUNTARY SERVITUDE	31	M																						
		F																						
TOTAL BY SEX		M	13	32	24	29	27	44	39	217	233	200	113	94	87	70	45	28	1295	835	151	808	77	4
		F	6	10	19	16	19	18	18	112	124	86	60	40	29	15	7	1	580					
GRAND TOTAL			19	42	43	45	46	62	57	329	357	286	173	134	116	85	52	29	1875	835	151	808	77	4

AGE, SEX AND RACE OF PERSONS ARRESTED  
under 18 Years of age

CLASSIFICATIONS OF OFFENSES	UCR	SEX	AGE						TOT	RACE				
			Under 10	10-12	13-14	15	16	17		WHT	BLK	IND	ASN	PAC
MURDER/NONNEG MANSLAUGHTER	01A	M												
		F												
MANSLAUGHTER BY NEGLIGENCE	01B	M												
		F												
RAPE	02	M												
		F												
ROBBERY	03	M				1		1	2		1	1	1	
		F				1			1					
AGGRAVATED ASSAULT	04	M		1	3		1	1	6	7			1	
		F		1	1				2					
BURGLARY	05	M			1	2		2	5			5		
		F												
LARCENY	06	M				2	1	2	5	1		3	1	
		F												
MOTOR VEHICLE THEFT	07	M			3	1		2	6	2		1	3	
		F												
OTHER ASSAULTS	08	M		1	3	2	4	9	19	18	3	12		
		F			4	4	4	2	14					
ARSON	09	M												
		F												
FORGERY	10	M												
		F												
FRAUD	11	M			1			1			1			
		F												
EMBEZZLEMENT	12	M												
		F												
STOLEN PROPERTY	13	M												
		F												
VANDALISM	14	M			3	1	4	3	11	7		4	2	1
		F			2		1		3					
WEAPONS	15	M			1				1	1				
		F												
PROSTITUTION	16	M												
		F												
PROSTITUTION	16a	M												
		F												

AGE, SEX AND RACE OF PERSONS ARRESTED  
under 18 Years of age

CLASSIFICATIONS OF OFFENSES	UCR	SEX	AGE						TOT	RACE				
			Under 10	10-12	13-14	15	16	17		WHT	BLK	IND	ASN	PAC
ASSISTING OR PROMOTING PROSTITUTION	16b	M												
		F												
PURCHASING PROSTITUTION	16c	M												
		F												
SEX OFFENSES	17	M						1	1		1			
		F												
<b>DRUG/SALE/MAN</b>	180	M												
		F												
NARCOTICS	180a	M												
		F												
MARIJUANA	180b	M												
		F												
SYNTHETIC NARC	180c	M												
		F												
OTHER/NON-NARC	180d	M												
		F												
<b>DRUG/POSSESSION</b>	185	M								2		1		
		F					1	2	3					
NARCOTICS	185e	M												
		F												
MARIJUANA	185f	M								2		1		
		F					1	2	3					
SYNTHETIC NARC	185g	M												
		F												
OTHER/NON-NARC	185h	M												
		F												
<b>GAMBLING</b>	19	M												
		F												
BOOKMAKING	19a	M												
		F												
NUMBERS	19b	M												
		F												
OTHER GAMBLING	19c	M												
		F												
FAMILY/CHILD	20	M												
		F												



AGE, SEX AND RACE OF PERSONS ARRESTED  
under 18 Years of age

CLASSIFICATIONS OF OFFENSES	UCR	SEX	AGE							TOT	RACE				
			Under 10	10-12	13-14	15	16	17	WHT		BLK	IND	ASN	PAC	
			DRIVING INFLUENCE	21	M							2	2		
		F													
LIQUOR LAWS	22	M								1			3		
		F				1		3	4						
DRUNKENNESS	23	M													
		F													
DISORDERLY CONDUCT	24	M													
		F													
VAGRANCY	25	M													
		F													
ALL OTHER	26	M				1		2	3	4			2	1	
		F				2	2		4						
SUSPICION	27	M													
		F													
CURFEW	28	M													
		F													
RUN-AWAYS	29	M													
		F													
HUMAN TRAFFICKING/COMMERCIAL SEX ACTS	30	M													
		F													
HUMAN TRAFFICKING/INVOLUNTARY SERVITUDE	31	M													
		F													
TOTAL BY SEX		M		2	15	10	10	25	62	43	6	33	10	1	
		F		1	7	8	8	7	31						
GRAND TOTAL				3	22	18	18	32	93	43	6	33	10	1	

MONTHLY RETURN OF ARSON OFFENSES KNOWN TO LAW ENFORCEMENT

1 PROPERTY CLASSIFICATION	2 Offenses Reported or Known to Police (Include Unfounded and attempts)	3 Unfounded, i.e. False or Baseless Complaints	4 Number of Actual Offenses (Column 2 Minus Column 3) (Include Attempts)	5 Total Offenses Cleared by Arrest or Exceptional Means (Include Column 6)	6 Number of Clearances Involving Only Persons Under 18 Years of Age	7 Offenses Where Structures Uninhabited, Abandoned, or not Normally in Use	8 Estimated Value of Property Damage
STRUCTURAL							
C. Storage: Barns, Garages, Warehouses, etc.							
A. Single Occupancy Residential: Houses, Townhouses, Duplexes, etc.	2		2				
D. Industrial/Manufacturing:							
G. All Other Structure: Out Buildings, Monuments, Buildings Under Constructions, etc.							
E. Other Commercial: Stores, Restaurants, Offices, etc.	1		1			1	\$15,000
B. Other Residential: Apartments, Tenements, Flats, Hotels, Motels, Inns, Dormitories, Boarding Houses, etc.	1		1				\$1,000
F. Community/Public: Churches, Jails, Schools, Colleges, Hospitals, etc.	3		3	2		2	\$2,520
<b>TOTAL STRUCTURAL</b>	<b>7</b>		<b>7</b>	<b>2</b>		<b>3</b>	<b>\$18,520</b>
MOBILE							
I. Other Mobile Property: Trailers, Recreational Vehicles, Airplanes, Boats, etc.							
H. Motor Vehicles: Automobiles, Trucks, Buses, Motorcycles, etc. UCR Definition	3		3	1			\$19,500
<b>TOTAL MOBILE</b>	<b>3</b>		<b>3</b>	<b>1</b>			<b>\$19,500</b>
OTHER							
J. TOTAL OTHER Crops, Timber, Fences, Signs, etc.	2		2	1			\$1,501
<b>TOTAL OTHER</b>	<b>2</b>		<b>2</b>	<b>1</b>			<b>\$1,501</b>
<b>GRAND TOTAL</b>	<b>12</b>		<b>12</b>	<b>4</b>		<b>3</b>	<b>\$39,521</b>

RETURN A - MONTHLY RETURN OF OFFENSES KNOWN TO POLICE

(1) Classification of Offense	(2) Offenses Reported	(3) Unfounded Offenses	(4) Actual Offenses	(5) Offenses Cleared	(6) Juveniles Only
CRIMINAL HOMICIDE					
MURDER/NONNEG MANSLAUGHTER	4	1	3	2	
MANSLAUGHTER BY NEGLIGENCE					
TOTAL	4	1	3	2	
RAPE					
RAPE	95	4	91	26	1
ATTEMPTS TO COMMIT RAPE	6	1	5	3	
TOTAL	101	5	96	29	1
ROBBERY					
FIREARM	10		10	4	1
KNIFE/CUTTING INSTRUMENT	6		6	3	
OTHER DANGEROUS WEAPON	6		6	4	
STRONG-ARM (HANDS, FISTS)	29	1	28	16	1
TOTAL	51	1	50	27	2
ASSAULT					
FIREARM	90	3	87	52	
KNIFE OR CUTTING INSTRUMENT	79	2	77	63	
OTHER DANGEROUS WEAPON	166	2	164	113	5
HANDS, FIST, FEET, AGGRAVATED	96		96	68	2
OTHER ASSAULTS - SIMPLE	787	25	762	490	18
TOTAL	1218	32	1186	786	25
BURGLARY					
FORCIBLE ENTRY	182	1	181	33	6
UNLAWFUL ENTRY - NO FORCE	57		57	21	1
ATTEMPTED FORCIBLE ENTRY	14		14		
TOTAL	253	1	252	54	7
LARCENY-THEFT					
THEFT (EX MOTOR VEHICLE)	948	14	934	136	4
TOTAL	948	14	934	136	4
MOTOR VEHICLE THEFT					
AUTOS	70	2	68	9	1
TRUCKS AND BUSES	32	4	28	7	1
OTHER VEHICLES	36	1	35	10	3
TOTAL	138	7	131	26	5
<b>GRAND TOTAL</b>	<b>2713</b>	<b>61</b>	<b>2652</b>	<b>1060</b>	<b>44</b>

PROPERTY STOLEN BY CLASSIFICATION

CLASSIFICATION OF OFFENSES	NUMBER ACTUAL OFFENSES	VALUE OF PROPERTY STOLEN
MURDER/NONNEG MANSLAUGHTER	3	
RAPE	96	
ROBBERY		
HIGHWAY (STREET, ALLEYS, ETC.)	22	\$ 10,219
COMMERCIAL HOUSE	4	\$ 535
GAS OR SERVICE STATION	1	
CONVENIENCE STORE	4	\$ 930
RESIDENCE	6	\$ 541
BANK		
MISCELLANEOUS	13	\$ 1,025
TOTAL ROBBERY	50	\$ 13,250
BURGLARY		
RESIDENCE (DWELLING)		
NIGHT (6PM-6AM)	40	\$ 126,941
DAY (6AM-6PM)	27	\$ 26,161
UNKNOWN	88	\$ 131,810
NON-RESIDENCE (STORE ETC.)		
NIGHT (6PM-6AM)	52	\$ 78,147
DAY (6AM-6PM)	19	\$ 56,871
UNKNOWN	26	\$ 62,351
TOTAL BURGLARY	252	\$ 482,281
LARCENY-THEFT		
\$200 AND OVER	436	\$ 5,801,936
\$50 TO \$200	197	\$ 17,655
UNDER \$50	301	\$ 4,080
TOTAL	934	\$ 5,823,671
6X. NATURE OF LARCENIES UNDER ITEM 6		
POCKET-PICKING	1	\$ 20
PURSE-SNATCHING	2	\$ 950
SHOPLIFTING	255	\$ 43,901
FROM MOTOR VEHICLE	191	\$ 120,595
MOTOR VEHICLE PARTS & ACCESSORIES	69	\$ 52,611
BICYCLES	94	\$ 61,831
FROM BUILDING(EX C&H)	103	\$ 137,423
FROM COIN-OP MACHINES	2	\$ 2
ALL OTHER	217	\$ 5,406,338
TOTAL LARCENY	934	\$ 5,823,671
MOTOR VEHICLE THEFT	131	\$ 751,342
STOLEN & RECOVERED LOCALLY	104	
STOLEN LOCALLY & RECOVERED OTHER	12	
TOTAL STOLEN OTHER & RECOVERED LOCAL	116	
STOLEN IN OTHER JURIS & RECOVERED LOCALLY	5	
TOTAL MOTOR VEHICLE THEFT	131	\$ 751,342
<b>GRAND TOTAL</b>	<b>1466</b>	<b>\$ 7,070,544</b>

## PROPERTY BY TYPE AND VALUE

Type of Property (1)	Monetary Value of Property Stolen in Your Jurisdiction	
	STOLEN (2)	RECOVERED (3)
CURRENCY, NOTES, ETC.	\$ 107,773	
JEWELRY & PRECIOUS METALS	\$ 55,346	\$ 2,409
CLOTHING AND FURS	\$ 54,173	\$ 3,959
LOCALLY STOLEN MOTOR VEHICLE	\$ 954,162	\$ 757,032
OFFICE EQUIPMENT	\$ 58,909	\$ 5,701
TV, RADIOS, CAMERAS, ETC.	\$ 26,830	\$ 865
FIREARMS	\$ 44,735	\$ 9,079
HOUSEHOLD GOODS	\$ 20,148	\$ 3,002
CONSUMABLE GOODS	\$ 36,864	\$ 10,900
LIVESTOCK	\$ 2	
MISCELLANEOUS	\$ 5,711,602	\$ 106,760
<b>GRAND TOTAL</b>	<b>\$ 7,070,544</b>	<b>\$ 899,707</b>

LAW ENFORCEMENT OFFICERS KILLED OR ASSAULTED

Type of activity	Total assaults by weapon	Type of Weapon				Type of Assignment						Officer assaults cleared	
		Firearm	Knife or other cutting instrument	Other dangerous weapon	Hands, fists, feet, etc.	Two-officer vehicle	One-officer vehicle		Detective or special assign.		Other		
							Alone	Asst	Alone	Ast	Alone		Asst
A	B	C	D	E	F	G	H	I	J	K	L	M	
1. Responding to disturbance calls (family quarrels, person with firearm, etc.)	18		1	1	16	1	4	13					17
2. Burglaries in progress or pursuing burglary suspects	1				1			1					1
3. Robberies in progress or pursuing robbery suspects													
4. Attempting other arrests	10			2	8			10					10
5. Civil disorder (riot, mass disobedience, etc.)													
6. Handling, transporting, custody of prisoners	2				2			2					2
7. Investigating suspicious persons or circumstances	5			1	4		1	4					5
8. Ambush – no warning													
9. Mentally deranged	1				1			1					1
10. Traffic pursuits and stops	1			1				1					1
11. All other	3				3	2	1						3
<b>12. TOTAL (1-11)</b>	<b>41</b>		<b>1</b>	<b>5</b>	<b>35</b>	<b>3</b>	<b>6</b>	<b>32</b>					<b>40</b>
13. Number with person injury	19			2	17								
14. Number without personal injury	22		1	3	18								

15. Time of assaults	12 AM	2 AM	4 AM	6 AM	8 AM	10 AM	NOON	2 PM	4 PM	6 PM	8 PM	10 PM	UNK
	8	3	1	2			2	2	1	4	14	4	

AGE, SEX AND RACE OF PERSONS ARRESTED  
18 Years of age and over

CLASSIFICATIONS OF OFFENSES	UCR	SEX	AGE														TOT	RACE									
			18	19	20	21	22	23	24	25-29	30-34	35-39	40-44	45-49	50-54	55-59		60-64	65 OV	WHT	BLK	IND	ASN	PAC			
MURDER/NONNEG MANSLAUGHTER	01A	M				1						1									2			1	1		
		F																									
MANSLAUGHTER BY NEGLIGENCE	01B	M																									
		F																									
RAPE	02	M	1	3			2					3	3	1	3	1	1	1			19	4			16		
		F											1									1					
ROBBERY	03	M	1	1	1	1	1	1			3	4	6	1	1			1			22	15	5	5	2		
		F									2	1		1	1						5						
AGGRAVATED ASSAULT	04	M	2	6	4	5	2	2	4	26	26	24	21	12	7	5	6	1			153	70	28	98	12	1	
		F	3		1	1	2				14	10	9	7	3	2	3	1			56						
BURGLARY	05	M			1	1		3		3	6	6	4	1	1						26	15	5	13	3		
		F				1	1			2	1	2	3								10						
LARCENY	06	M		1	1	4	1	2		15	12	21	6	7	5	1	3	2			81	75	7	48	4		
		F			2		2	1	1		9	12	8	7	5	4	2				53						
MOTOR VEHICLE THEFT	07	M				1				3	2	5	1								12	9	1	10			
		F	1		1			1	1		1	2		1							8						
OTHER ASSAULTS	08	M	6	8	1	4	6	7	7	57	45	41	32	19	22	14	7	7			283	140	32	205	17		
		F	2	2	2	3	7	2	1		26	24	19	8	4	4	5	2			111						
ARSON	09	M								2			1								3	1		2			
		F																									
FORGERY	10	M									1	1									2	2			1		
		F									1										1						
FRAUD	11	M								4	2	1									7	6	1	6	3		
		F	1								1		2	2	2		1				9						
EMBEZZLEMENT	12	M								1											1	2		1			
		F										1					1				2						
STOLEN PROPERTY	13	M		1						1	1										3	1	1	1	3	1	
		F		1								2	1								4						
VANDALISM	14	M	4		2	3	2	1		10	15	12	2	3	2	1					57	33	10	45	2		
		F		1	2	3		1	2		9	5	3	5	1		1				33						
WEAPONS	15	M	4	1		2	3	3	1	9	3	3	4	2							35	23	7	7	2		
		F					1				1	1	1								4						
PROSTITUTION	16	M								1											1			1			
		F																									
PROSTITUTION	16a	M								1											1			1			
		F																									

AGE, SEX AND RACE OF PERSONS ARRESTED  
18 Years of age and over

CLASSIFICATIONS OF OFFENSES	UCR	SEX	AGE														TOT	RACE							
			18	19	20	21	22	23	24	25-29	30-34	35-39	40-44	45-49	50-54	55-59		60-64	65 OV	WHT	BLK	IND	ASN	PAC	
ASSISTING OR PROMOTING PROSTITUTION	16b	M																							
		F																							
PURCHASING PROSTITUTION	16c	M																							
		F																							
SEX OFFENSES	17	M				1	1				1	3	4	2	4	4		2		22	7		15		
		F																							
DRUG/SALE/MAN	180	M									1		1							2	4				
		F											1		1					2					
NARCOTICS	180a	M											1							1	2				
		F												1						1					
MARIJUANA	180b	M																							
		F																							
SYNTHETIC NARC	180c	M									1										1	1			
		F																							
OTHER/NON-NARC	180d	M																				1			
		F																	1						
DRUG/POSSESSION	185	M	3	4	1	1	1		1	12	12	6	2	3	2					48	42	11	9		
		F	2		1		1	1		5	2		1		1					14					
NARCOTICS	185e	M							1	4	4	3	1	1	1					15	15	2	1		
		F					1			1					1					3					
MARIJUANA	185f	M	2	3										1						6	1	2	5		
		F			1			1												2					
SYNTHETIC NARC	185g	M	1	1		1				3		1								7	5	4			
		F								1	1									2					
OTHER/NON-NARC	185h	M			1		1			5	8	2	1	1	1					20	21	3	3		
		F	2							3	1		1							7					
GAMBLING	19	M																							
		F																							
BOOKMAKING	19a	M																							
		F																							
NUMBERS	19b	M																							
		F																							
OTHER GAMBLING	19c	M																							
		F																							
FAMILY/CHILD	20	M					1	1		1										2	5	1	8		
		F								2	3	1	1	1				1		9					



AGE, SEX AND RACE OF PERSONS ARRESTED  
18 Years of age and over

CLASSIFICATIONS OF OFFENSES	UCR	SEX	AGE															TOT	RACE					
			18	19	20	21	22	23	24	25-29	30-34	35-39	40-44	45-49	50-54	55-59	60-64		65 OV	WHT	BLK	IND	ASN	PAC
DRIVING INFLUENCE	21	M	6	4	5	10	7	8	6	35	20	26	12	15	9	9	6	7	185	155	21	76	16	1
		F	2	2	5		6	4	3	17	12	10	8	8	3	1	2	1	84					
LIQUOR LAWS	22	M			4					3	4	3		1		2	1	3	21	5		17	5	
		F	1		1					1	2			1					6					
DRUNKENNESS	23	M	1																1	1				
		F																						
DISORDERLY CONDUCT	24	M		2	1	4	1		1	9	5	8	5	3	7	1	2	1	50	26	6	42		
		F			1		3	1	1	3	5	4	5			1			24					
VAGRANCY	25	M																				1		
		F										1							1					
ALL OTHER	26	M	12	8	6	13	9	9	11	119	97	92	60	36	42	30	19	11	574	364	58	326	31	1
		F	2	5	7	5	8	2	10	36	46	31	17	14	11	6	5	1	206					
SUSPICION	27	M																				1		
		F										1							1					
HUMAN TRAFFICKING/COMMERCIAL SEX ACTS	30	M																						
		F																						
HUMAN TRAFFICKING/INVOLUNTARY SERVITUDE	31	M																						
		F																						
TOTAL BY SEX		M	40	39	27	51	37	37	32	317	260	263	154	110	102	64	48	34	1615	1005	195	954	101	4
		F	14	11	23	13	30	14	20	128	130	96	67	39	26	20	11	2	644					
GRAND TOTAL			54	50	50	64	67	51	52	445	390	359	221	149	128	84	59	36	2259	1005	195	954	101	4

AGE, SEX AND RACE OF PERSONS ARRESTED  
under 18 Years of age

CLASSIFICATIONS OF OFFENSES	UCR	SEX	AGE							TOT	RACE								
			Under 10	10-12	13-14	15	16	17	WHT		BLK	IND	ASN	PAC					
			MURDER/NONNEG MANSLAUGHTER	01A	M														
		F																	
MANSLAUGHTER BY NEGLIGENCE	01B	M																	
		F																	
RAPE	02	M				1	1	1	3	1			2						
		F																	
ROBBERY	03	M						1	1		1								
		F																	
AGGRAVATED ASSAULT	04	M		1	1				3	1	2	2							
		F	1	1					2										
BURGLARY	05	M	2	2	2	1	2	2	11	2			9						
		F																	
LARCENY	06	M			2				2	2			1						
		F				1			1										
MOTOR VEHICLE THEFT	07	M			1	1	1	1	4	3			5						
		F			1	1	1	1	4										
OTHER ASSAULTS	08	M		1	4	1	2	2	10	8			7	1					
		F		1		4		1	6										
ARSON	09	M		1	2				3		2		1						
		F																	
FORGERY	10	M																	
		F																	
FRAUD	11	M																	
		F																	
EMBEZZLEMENT	12	M																	
		F																	
STOLEN PROPERTY	13	M																	
		F																	
VANDALISM	14	M	1	8	3	2	2		16	4			12						
		F																	
WEAPONS	15	M																	
		F																	
PROSTITUTION	16	M																	
		F																	
PROSTITUTION	16a	M																	
		F																	

AGE, SEX AND RACE OF PERSONS ARRESTED  
under 18 Years of age

CLASSIFICATIONS OF OFFENSES	UCR	SEX	AGE						TOT	RACE				
			Under 10	10-12	13-14	15	16	17		WHT	BLK	IND	ASN	PAC
ASSISTING OR PROMOTING PROSTITUTION	16b	M												
		F												
PURCHASING PROSTITUTION	16c	M												
		F												
SEX OFFENSES	17	M												
		F												
<b>DRUG/SALE/MAN</b>	180	M												
		F												
NARCOTICS	180a	M												
		F												
MARIJUANA	180b	M												
		F												
SYNTHETIC NARC	180c	M												
		F												
OTHER/NON-NARC	180d	M												
		F												
<b>DRUG/POSSESSION</b>	185	M					1	1	2	2				
		F												
NARCOTICS	185e	M												
		F												
MARIJUANA	185f	M					1		1	1				
		F												
SYNTHETIC NARC	185g	M												
		F												
OTHER/NON-NARC	185h	M						1	1	1				
		F												
<b>GAMBLING</b>	19	M												
		F												
BOOKMAKING	19a	M												
		F												
NUMBERS	19b	M												
		F												
OTHER GAMBLING	19c	M												
		F												
FAMILY/CHILD	20	M												
		F												

AGE, SEX AND RACE OF PERSONS ARRESTED  
under 18 Years of age

CLASSIFICATIONS OF OFFENSES	UCR	SEX	AGE							TOT	RACE				
			Under 10	10-12	13-14	15	16	17	WHT		BLK	IND	ASN	PAC	
			DRIVING INFLUENCE	21	M						2	3	5	5	1
		F						1	1						
LIQUOR LAWS	22	M						1	1	1			1		
		F			1				1						
DRUNKENNESS	23	M													
		F													
DISORDERLY CONDUCT	24	M						1	1				1		
		F													
VAGRANCY	25	M													
		F													
ALL OTHER	26	M				2	3	1	6	5	1	3			
		F		1			2		3						
SUSPICION	27	M													
		F													
CURFEW	28	M													
		F													
RUN-AWAYS	29	M													
		F													
HUMAN TRAFFICKING/COMMERCIAL SEX ACTS	30	M													
		F													
HUMAN TRAFFICKING/INVOLUNTARY SERVITUDE	31	M													
		F													
TOTAL BY SEX		M	3	13	15	8	14	15	68	34	7	43	2		
		F	1	3	2	6	3	3	18						
GRAND TOTAL			4	16	17	14	17	18	86	34	7	43	2		

MONTHLY RETURN OF ARSON OFFENSES KNOWN TO LAW ENFORCEMENT

1 PROPERTY CLASSIFICATION	2 Offenses Reported or Known to Police (Include Unfounded and attempts)	3 Unfounded, i.e. False or Baseless Complaints	4 Number of Actual Offenses (Column 2 Minus Column 3) (Include Attempts)	5 Total Offenses Cleared by Arrest or Exceptional Means (Include Column 6)	6 Number of Clearances Involving Only Persons Under 18 Years of Age	7 Offenses Where Structures Uninhabited, Abandoned, or not Normally in Use	8 Estimated Value of Property Damage
STRUCTURAL							
F. Community/Public: Churches, Jails, Schools, Colleges, Hospitals, etc.							
B. Other Residential: Apartments, Tenements, Flats, Hotels, Motels, Inns, Dormitories, Boarding Houses, etc.	1		1				\$20,000
E. Other Commercial: Stores, Restaurants, Offices, etc.							
A. Single Occupancy Residential: Houses, Townhouses, Duplexes, etc.	1		1	1	1		
D. Industrial/Manufacturing:							
C. Storage: Barns, Garages, Warehouses, etc.							
G. All Other Structure: Out Buildings, Monuments, Buildings Under Constructions, etc.	1		1			1	
<b>TOTAL STRUCTURAL</b>	<b>3</b>		<b>3</b>	<b>1</b>	<b>1</b>	<b>1</b>	<b>\$20,000</b>
MOBILE							
I. Other Mobile Property: Trailers, Recreational Vehicles, Airplanes, Boats, etc.							
H. Motor Vehicles: Automobiles, Trucks, Buses, Motorcycles, etc. UCR Definition	7		7	3			\$45,896
<b>TOTAL MOBILE</b>	<b>7</b>		<b>7</b>	<b>3</b>			<b>\$45,896</b>
OTHER							
J. TOTAL OTHER Crops, Timber, Fences, Signs, etc.	3		3	2	1		\$101
<b>TOTAL OTHER</b>	<b>3</b>		<b>3</b>	<b>2</b>	<b>1</b>		<b>\$101</b>
<b>GRAND TOTAL</b>	<b>13</b>		<b>13</b>	<b>6</b>	<b>2</b>	<b>1</b>	<b>\$65,997</b>

RETURN A - MONTHLY RETURN OF OFFENSES KNOWN TO POLICE

(1) Classification of Offense	(2) Offenses Reported	(3) Unfounded Offenses	(4) Actual Offenses	(5) Offenses Cleared	(6) Juveniles Only
CRIMINAL HOMICIDE					
MURDER/NONNEG MANSLAUGHTER	6	1	5	2	
MANSLAUGHTER BY NEGLIGENCE	1	1			
TOTAL	7	2	5	2	
RAPE					
RAPE	92	8	84	19	4
ATTEMPTS TO COMMIT RAPE	12	2	10	4	
TOTAL	104	10	94	23	4
ROBBERY					
FIREARM	14		14	4	
KNIFE/CUTTING INSTRUMENT	11		11	6	
OTHER DANGEROUS WEAPON	13		13	3	1
STRONG-ARM (HANDS, FISTS)	28		28	12	
TOTAL	66		66	25	1
ASSAULT					
FIREARM	88	3	85	38	5
KNIFE OR CUTTING INSTRUMENT	59	1	58	41	4
OTHER DANGEROUS WEAPON	155	3	152	98	8
HANDS, FIST, FEET, AGGRAVATED	119	1	118	75	4
OTHER ASSAULTS - SIMPLE	819	23	796	488	30
TOTAL	1240	31	1209	740	51
BURGLARY					
FORCIBLE ENTRY	152	2	150	33	9
UNLAWFUL ENTRY - NO FORCE	74	2	72	13	1
ATTEMPTED FORCIBLE ENTRY	7		7	2	
TOTAL	233	4	229	48	10
LARCENY-THEFT					
THEFT (EX MOTOR VEHICLE)	978	24	954	121	2
TOTAL	978	24	954	121	2
MOTOR VEHICLE THEFT					
AUTOS	100	8	92	16	
TRUCKS AND BUSES	41	1	40	8	1
OTHER VEHICLES	45	3	42	3	1
TOTAL	186	12	174	27	2
<b>GRAND TOTAL</b>	<b>2814</b>	<b>83</b>	<b>2731</b>	<b>986</b>	<b>70</b>

PROPERTY STOLEN BY CLASSIFICATION

CLASSIFICATION OF OFFENSES	NUMBER ACTUAL OFFENSES	VALUE OF PROPERTY STOLEN
MURDER/NONNEG MANSLAUGHTER	5	
RAPE	94	
ROBBERY		
HIGHWAY (STREET, ALLEYS, ETC.)	35	\$ 41,741
COMMERCIAL HOUSE	9	\$ 4,591
GAS OR SERVICE STATION	3	\$ 60
CONVENIENCE STORE		
RESIDENCE	9	\$ 9,017
BANK	2	\$ 630
MISCELLANEOUS	8	\$ 340
TOTAL ROBBERY	66	\$ 56,379
BURGLARY		
RESIDENCE (DWELLING)		
NIGHT (6PM-6AM)	37	\$ 73,491
DAY (6AM-6PM)	28	\$ 139,560
UNKNOWN	89	\$ 626,510
NON-RESIDENCE (STORE ETC.)		
NIGHT (6PM-6AM)	31	\$ 136,599
DAY (6AM-6PM)	20	\$ 36,654
UNKNOWN	24	\$ 46,002
TOTAL BURGLARY	229	\$ 1,058,816
LARCENY-THEFT		
\$200 AND OVER	425	\$ 587,736
\$50 TO \$200	214	\$ 22,434
UNDER \$50	315	\$ 4,428
TOTAL	954	\$ 614,598
6X. NATURE OF LARCENIES UNDER ITEM 6		
POCKET-PICKING	3	\$ 934
PURSE-SNATCHING		
SHOPLIFTING	275	\$ 36,205
FROM MOTOR VEHICLE	191	\$ 141,582
MOTOR VEHICLE PARTS & ACCESSORIES	47	\$ 31,431
BICYCLES	83	\$ 66,893
FROM BUILDING(EX C&H)	133	\$ 133,614
FROM COIN-OP MACHINES		
ALL OTHER	222	\$ 203,939
TOTAL LARCENY	954	\$ 614,598
MOTOR VEHICLE THEFT	174	\$ 1,182,997
STOLEN & RECOVERED LOCALLY	134	
STOLEN LOCALLY & RECOVERED OTHER	6	
TOTAL STOLEN OTHER & RECOVERED LOCAL	140	
STOLEN IN OTHER JURIS & RECOVERED LOCALLY	4	
TOTAL MOTOR VEHICLE THEFT	174	\$ 1,182,997
<b>GRAND TOTAL</b>	<b>1521</b>	<b>\$ 2,912,790</b>

## PROPERTY BY TYPE AND VALUE

Type of Property (1)	Monetary Value of Property Stolen in Your Jurisdiction	
	STOLEN (2)	RECOVERED (3)
CURRENCY, NOTES, ETC.	\$ 76,930	\$ 1,760
JEWELRY & PRECIOUS METALS	\$ 582,620	\$ 21,694
CLOTHING AND FURS	\$ 45,279	\$ 28,149
LOCALLY STOLEN MOTOR VEHICLE	\$ 1,401,210	\$ 1,096,930
OFFICE EQUIPMENT	\$ 73,186	\$ 2,760
TV, RADIOS, CAMERAS, ETC.	\$ 43,791	\$ 1,191
FIREARMS	\$ 46,039	\$ 8,639
HOUSEHOLD GOODS	\$ 46,934	\$ 12,572
CONSUMABLE GOODS	\$ 26,307	\$ 7,623
LIVESTOCK	\$ 2,600	\$ 100
MISCELLANEOUS	\$ 567,894	\$ 102,623
<b>GRAND TOTAL</b>	<b>\$ 2,912,790</b>	<b>\$ 1,284,041</b>



LAW ENFORCEMENT OFFICERS KILLED OR ASSAULTED

Type of activity	Total assaults by weapon	Type of Weapon				Type of Assignment						Officer assaults cleared	
		Firearm	Knife or other cutting instrument	Other dangerous weapon	Hands, fists, feet, etc.	Two-officer vehicle	One-officer vehicle		Detective or special assign.		Other		
							Alone	Asst	Alone	Ast	Alone		Asst
A	B	C	D	E	F	G	H	I	J	K	L	M	
1. Responding to disturbance calls (family quarrels, person with firearm, etc.)	16	2		4	10		3	13					16
2. Burglaries in progress or pursuing burglary suspects													
3. Robberies in progress or pursuing robbery suspects													
4. Attempting other arrests	15	1		1	13	1		14					15
5. Civil disorder (riot, mass disobedience, etc.)	1				1			1					
6. Handling, transporting, custody of prisoners	3				3		1	1				1	3
7. Investigating suspicious persons or circumstances	6		1	1	4			6					5
8. Ambush – no warning													
9. Mentally deranged	3				3			3					3
10. Traffic pursuits and stops	8			5	3		4	4					8
11. All other	2			1	1		1	1					1
<b>12. TOTAL (1-11)</b>	<b>54</b>	<b>3</b>	<b>1</b>	<b>12</b>	<b>38</b>	<b>1</b>	<b>9</b>	<b>43</b>				<b>1</b>	<b>51</b>
13. Number with person injury	11			3	8								
14. Number without personal injury	43	3	1	9	30								

15. Time of assaults	12 AM	2 AM	4 AM	6 AM	8 AM	10 AM	NOON	2 PM	4 PM	6 PM	8 PM	10 PM	UNK
	9	14	2		4	3	1	2	7	3	4	5	

AGE, SEX AND RACE OF PERSONS ARRESTED  
18 Years of age and over

CLASSIFICATIONS OF OFFENSES	UCR	SEX	AGE													TOT	RACE							
			18	19	20	21	22	23	24	25-29	30-34	35-39	40-44	45-49	50-54		55-59	60-64	65 OV	WHT	BLK	IND	ASN	PAC
MURDER/NONNEG MANSLAUGHTER	01A	M												1					1			2		
		F									1								1					
MANSLAUGHTER BY NEGLIGENCE	01B	M																						
		F																						
RAPE	02	M	2			1				4	1	1	1	6	1	2	1		20	4	2	14		
		F																						
ROBBERY	03	M				1	3	4		1	5	2	2	1	1				20	16	2	8	2	
		F					1	1		2	2	1	1						8					
AGGRAVATED ASSAULT	04	M		3	1	4	2	6	3	24	23	21	15	7	10	4	1	4	128	76	21	80	7	1
		F	2		3	1	4	1	3	13	10	11	4	1	4				57					
BURGLARY	05	M	4	1	1	1		1	1	7	3		3		3				25	19	2	11	2	
		F		1			1			2		3	1		1				9					
LARCENY	06	M	2	1	2			1	1	13	16	22	5	3	5	1	1		73	65	10	44	3	
		F			1	3			3	10	16	9	1	4	1	1			49					
MOTOR VEHICLE THEFT	07	M		2	1	2	2				5	2	2						16	11	1	7	1	
		F			1					1	1	1							4					
OTHER ASSAULTS	08	M	5	7	5	3	5	10	5	42	46	33	28	20	13	17	6	5	250	148	26	200	11	1
		F	1	1		2	4	3	6	29	33	21	17	9	6	3	1		136					
ARSON	09	M								1				1					2	1		2		
		F									1								1					
FORGERY	10	M																			1			
		F										1							1					
FRAUD	11	M								1	1								2	3		4		
		F								1	1	1	1		1				5					
EMBEZZLEMENT	12	M									1								1	1			1	
		F													1				1					
STOLEN PROPERTY	13	M		1						2				1	1				5	5	1			
		F										1							1					
VANDALISM	14	M	1	4		1	1	2	3	18	14	9	6	5	3	5	1		73	58	7	36	5	
		F			1	1			5	5	6	6	2	2	2	1	2		33					
WEAPONS	15	M		2		2	1	1	1	4	3	4	1	2	1		1		23	11	4	7	1	
		F																						
PROSTITUTION AND COMMERCIALIZED VICE	16	M																						
		F																						
PROSTITUTION	16a	M																						
		F																						

AGE, SEX AND RACE OF PERSONS ARRESTED  
18 Years of age and over

CLASSIFICATIONS OF OFFENSES	UCR	SEX	AGE														TOT	RACE						
			18	19	20	21	22	23	24	25-29	30-34	35-39	40-44	45-49	50-54	55-59		60-64	65 OV	WHT	BLK	IND	ASN	PAC
ASSISTING OR PROMOTING PROSTITUTION	16b	M																						
		F																						
PURCHASING PROSTITUTION	16c	M																						
		F																						
SEX OFFENSES	17	M	2							1	4	4	5	1	1		1			19	6	1	13	1
		F											1	1					2					
DRUG/SALE/MAN	180	M							1	2		1	3			1	1		9	10		2	1	
		F					1				1	1	1						4					
NARCOTICS	180a	M								1		1	3				1		6	7		1	1	
		F									1	1	1						3					
MARIJUANA	180b	M							1										1	2				
		F					1												1					
SYNTHETIC NARC	180c	M								1									1	1				
		F																						
OTHER/NON-NARC	180d	M															1		1			1		
		F																						
DRUG/POSSESSION	185	M	3	1	1	1				3	5	7	3	2	2				28	28	4	12	1	
		F	1			1				5	5	2	1		2				17					
NARCOTICS	185e	M								1	3	4	1	1	1				11	16	2	3		
		F				1				3	2	2	1		1				10					
MARIJUANA	185f	M	3	1	1						1								6	2	2	3	1	
		F	1												1				2					
SYNTHETIC NARC	185g	M								2		1							3	4		1		
		F								1	1								2					
OTHER/NON-NARC	185h	M				1					1	2	2	1	1				8	6		5		
		F								1	2								3					
GAMBLING	19	M																						
		F																						
BOOKMAKING	19a	M																						
		F																						
NUMBERS	19b	M																						
		F																						
OTHER GAMBLING	19c	M																						
		F																						
FAMILY/CHILD	20	M								1									1	3		1		
		F								1	2								3					

AGE, SEX AND RACE OF PERSONS ARRESTED  
18 Years of age and over

CLASSIFICATIONS OF OFFENSES	UCR	SEX	AGE															TOT	RACE					
			18	19	20	21	22	23	24	25-29	30-34	35-39	40-44	45-49	50-54	55-59	60-64		65 OV	WHT	BLK	IND	ASN	PAC
			DRIVING INFLUENCE	21	M	3	6	2	6	7	8	7	32	30	23	11	12		16	10	5	6	184	157
		F	1	2	1	2	3	2	4	15	12	5	9	7	2	3	8	2	78					
LIQUOR LAWS	22	M	2					1		1	2	2	1			1	1	1	12	8		11		
		F	2				1			1	2			1					7					
DRUNKENNESS	23	M	1																1	2				
		F														1			1					
DISORDERLY CONDUCT	24	M				1	1	1	1	7	4	7	3	3	1	4	1		34	16	1	31		
		F								3	5	3	1	1		1			14					
VAGRANCY	25	M															2		2	1		3		
		F							1							1			2					
ALL OTHER	26	M	11	13	6	10	10	18	11	98	118	94	51	40	39	34	25	28	606	389	50	351	48	3
		F	2	2	6	5	3	6	12	46	52	30	24	11	20	9	6	1	235					
SUSPICION	27	M																						
		F																						
HUMAN TRAFFICKING/COMMERCIAL SEX ACTS	30	M																						
		F																						
HUMAN TRAFFICKING/INVOLUNTARY SERVITUDE	31	M																						
		F																						
TOTAL BY SEX		M	36	41	19	33	32	53	34	262	281	232	140	105	97	79	47	44	1535	1038	154	911	96	5
		F	9	6	13	15	18	13	34	134	150	96	64	37	40	20	17	3	669					
GRAND TOTAL			45	47	32	48	50	66	68	396	431	328	204	142	137	99	64	47	2204	1038	154	911	96	5

AGE, SEX AND RACE OF PERSONS ARRESTED  
under 18 Years of age

CLASSIFICATIONS OF OFFENSES	UCR	SEX	AGE						TOT	RACE					
			Under 10	10-12	13-14	15	16	17		WHT	BLK	IND	ASN	PAC	
MURDER/NONNEG MANSLAUGHTER	01A	M													
		F													
MANSLAUGHTER BY NEGLIGENCE	01B	M													
		F													
RAPE	02	M			1				1	1			1		
		F					1		1						
ROBBERY	03	M				1			1		1				
		F													
AGGRAVATED ASSAULT	04	M			3	2		3	8	8	2	3			
		F	1		2	1	1		5						
BURGLARY	05	M		4	5	3	2	1	15	13			6		
		F			1	2	1		4						
LARCENY	06	M					1		1	2			1		
		F			2				2						
MOTOR VEHICLE THEFT	07	M				2			2		1	2			
		F			1				1						
OTHER ASSAULTS	08	M		1	2	4	2	5	14	14	1	9	3		
		F		1	4	4		4	13						
ARSON	09	M													
		F													
FORGERY	10	M													
		F													
FRAUD	11	M													
		F													
EMBEZZLEMENT	12	M													
		F													
STOLEN PROPERTY	13	M													
		F													
VANDALISM	14	M			2				2	2			3	3	
		F		1		2		3	6						
WEAPONS	15	M													
		F													
PROSTITUTION	16	M													
		F													
PROSTITUTION	16a	M													
		F													

AGE, SEX AND RACE OF PERSONS ARRESTED  
under 18 Years of age

CLASSIFICATIONS OF OFFENSES	UCR	SEX	AGE						TOT	RACE				
			Under 10	10-12	13-14	15	16	17		WHT	BLK	IND	ASN	PAC
ASSISTING OR PROMOTING PROSTITUTION	16b	M												
		F												
PURCHASING PROSTITUTION	16c	M												
		F												
SEX OFFENSES	17	M			1				1			1		
		F												
<b>DRUG/SALE/MAN</b>	180	M												
		F												
NARCOTICS	180a	M												
		F												
MARIJUANA	180b	M												
		F												
SYNTHETIC NARC	180c	M												
		F												
OTHER/NON-NARC	180d	M												
		F												
<b>DRUG/POSSESSION</b>	185	M				1			1	1		1		
		F					1		1					
NARCOTICS	185e	M								1				
		F					1		1					
MARIJUANA	185f	M				1			1			1		
		F												
SYNTHETIC NARC	185g	M												
		F												
OTHER/NON-NARC	185h	M												
		F												
<b>GAMBLING</b>	19	M												
		F												
BOOKMAKING	19a	M												
		F												
NUMBERS	19b	M												
		F												
OTHER GAMBLING	19c	M												
		F												
FAMILY/CHILD	20	M												
		F												

AGE, SEX AND RACE OF PERSONS ARRESTED  
under 18 Years of age

CLASSIFICATIONS OF OFFENSES	UCR	SEX	AGE						TOT	RACE				
			Under 10	10-12	13-14	15	16	17		WHT	BLK	IND	ASN	PAC
			DRIVING INFLUENCE	21	M									1
		F						1	1					
LIQUOR LAWS	22	M				1		3	4	3	1			
		F												
DRUNKENNESS	23	M												
		F												
DISORDERLY CONDUCT	24	M												
		F												
VAGRANCY	25	M												
		F												
ALL OTHER	26	M					1	4	5	3	2	1	2	
		F			1	1		1	3					
SUSPICION	27	M												
		F												
CURFEW	28	M												
		F												
RUN-AWAYS	29	M												
		F												
HUMAN TRAFFICKING/COMMERCIAL SEX ACTS	30	M												
		F												
HUMAN TRAFFICKING/INVOLUNTARY SERVITUDE	31	M												
		F												
TOTAL BY SEX		M		5	14	14	6	16	55	48	8	28	8	
		F	1	2	11	10	4	9	37					
GRAND TOTAL			1	7	25	24	10	25	92	48	8	28	8	

MONTHLY RETURN OF ARSON OFFENSES KNOWN TO LAW ENFORCEMENT

1 PROPERTY CLASSIFICATION	2 Offenses Reported or Known to Police (Include Unfounded and attempts)	3 Unfounded, i.e. False or Baseless Complaints	4 Number of Actual Offenses (Column 2 Minus Column 3) (Include Attempts)	5 Total Offenses Cleared by Arrest or Exceptional Means (Include Column 6)	6 Number of Clearances Involving Only Persons Under 18 Years of Age	7 Offenses Where Structures Uninhabited, Abandoned, or not Normally in Use	8 Estimated Value of Property Damage
STRUCTURAL							
C. Storage: Barns, Garages, Warehouses, etc.							
F. Community/Public: Churches, Jails, Schools, Colleges, Hospitals, etc.	1		1				\$12
E. Other Commercial: Stores, Restaurants, Offices, etc.							
D. Industrial/Manufacturing:	1		1	1	1	1	
B. Other Residential: Apartments, Tenements, Flats, Hotels, Motels, Inns, Dormitories, Boarding Houses, etc.	3		3	2		1	\$101
A. Single Occupancy Residential: Houses, Townhouses, Duplexes, etc.	3		3				\$122,500
G. All Other Structure: Out Buildings, Monuments, Buildings Under Constructions, etc.	2		2				\$550
<b>TOTAL STRUCTURAL</b>	<b>10</b>		<b>10</b>	<b>3</b>	<b>1</b>	<b>2</b>	<b>\$123,163</b>
MOBILE							
I. Other Mobile Property: Trailers, Recreational Vehicles, Airplanes, Boats, etc.							
H. Motor Vehicles: Automobiles, Trucks, Buses, Motorcycles, etc. UCR Definition	2		2				\$19,799
<b>TOTAL MOBILE</b>	<b>2</b>		<b>2</b>				<b>\$19,799</b>
OTHER							
J. TOTAL OTHER Crops, Timber, Fences, Signs, etc.	1		1				\$1
<b>TOTAL OTHER</b>	<b>1</b>		<b>1</b>				<b>\$1</b>
<b>GRAND TOTAL</b>	<b>13</b>		<b>13</b>	<b>3</b>	<b>1</b>	<b>2</b>	<b>\$142,963</b>



HUMAN TRAFFICKING OFFENSES

(1) Human Trafficking Classification	(2) Offenses Reported	(3) Unfounded Offenses	(4) Actual Offenses	(5) Offenses Cleared	(6) Juveniles Only
Commercial Sex Acts	1		1		
Involuntary Servitude					
<b>GRAND TOTAL</b>	<b>1</b>		<b>1</b>		

RETURN A - MONTHLY RETURN OF OFFENSES KNOWN TO POLICE

(1) Classification of Offense	(2) Offenses Reported	(3) Unfounded Offenses	(4) Actual Offenses	(5) Offenses Cleared	(6) Juveniles Only
CRIMINAL HOMICIDE					
MURDER/NONNEG MANSLAUGHTER	5	1	4	3	
MANSLAUGHTER BY NEGLIGENCE					
TOTAL	5	1	4	3	
RAPE					
RAPE	141	7	134	20	6
ATTEMPTS TO COMMIT RAPE	5		5	2	
TOTAL	146	7	139	22	6
ROBBERY					
FIREARM	16		16	5	
KNIFE/CUTTING INSTRUMENT	9		9	5	
OTHER DANGEROUS WEAPON	14		14	5	
STRONG-ARM (HANDS, FISTS)	37	1	36	17	1
TOTAL	76	1	75	32	1
ASSAULT					
FIREARM	102	1	101	51	2
KNIFE OR CUTTING INSTRUMENT	75		75	57	2
OTHER DANGEROUS WEAPON	154	3	151	98	4
HANDS, FIST, FEET, AGGRAVATED	122	1	121	82	4
OTHER ASSAULTS - SIMPLE	826	22	804	485	33
TOTAL	1279	27	1252	773	45
BURGLARY					
FORCIBLE ENTRY	137	2	135	18	3
UNLAWFUL ENTRY - NO FORCE	87	1	86	23	2
ATTEMPTED FORCIBLE ENTRY	19	1	18		
TOTAL	243	4	239	41	5
LARCENY-THEFT					
THEFT (EX MOTOR VEHICLE)	1022	15	1007	147	5
TOTAL	1022	15	1007	147	5
MOTOR VEHICLE THEFT					
AUTOS	90	8	82	18	5
TRUCKS AND BUSES	30	4	26	4	
OTHER VEHICLES	34	2	32	2	2
TOTAL	154	14	140	24	7
<b>GRAND TOTAL</b>	<b>2925</b>	<b>69</b>	<b>2856</b>	<b>1042</b>	<b>69</b>

PROPERTY STOLEN BY CLASSIFICATION

CLASSIFICATION OF OFFENSES	NUMBER ACTUAL OFFENSES	VALUE OF PROPERTY STOLEN
MURDER/NONNEG MANSLAUGHTER	4	
RAPE	139	\$ 47
ROBBERY		
HIGHWAY (STREET, ALLEYS, ETC.)	26	\$ 18,816
COMMERCIAL HOUSE	13	\$ 3,164
GAS OR SERVICE STATION	4	\$ 74
CONVENIENCE STORE	5	\$ 629
RESIDENCE	8	\$ 2,561
BANK		
MISCELLANEOUS	19	\$ 11,496
TOTAL ROBBERY	75	\$ 36,740
BURGLARY		
RESIDENCE (DWELLING)		
NIGHT (6PM-6AM)	41	\$ 105,453
DAY (6AM-6PM)	33	\$ 24,591
UNKNOWN	87	\$ 128,998
NON-RESIDENCE (STORE ETC.)		
NIGHT (6PM-6AM)	36	\$ 27,014
DAY (6AM-6PM)	22	\$ 4,234
UNKNOWN	20	\$ 126,941
TOTAL BURGLARY	239	\$ 417,231
LARCENY-THEFT		
\$200 AND OVER	471	\$ 853,532
\$50 TO \$200	190	\$ 18,829
UNDER \$50	346	\$ 7,476
TOTAL	1007	\$ 879,837
6X. NATURE OF LARCENIES UNDER ITEM 6		
POCKET-PICKING	4	\$ 718
PURSE-SNATCHING	2	\$ 454
SHOPLIFTING	272	\$ 43,034
FROM MOTOR VEHICLE	229	\$ 164,031
MOTOR VEHICLE PARTS & ACCESSORIES	42	\$ 11,138
BICYCLES	96	\$ 75,101
FROM BUILDING(EX C&H)	141	\$ 138,737
FROM COIN-OP MACHINES	1	\$ 500
ALL OTHER	220	\$ 446,124
TOTAL LARCENY	1007	\$ 879,837
MOTOR VEHICLE THEFT	140	\$ 1,060,627
STOLEN & RECOVERED LOCALLY	95	\$ 20,000
STOLEN LOCALLY & RECOVERED OTHER	9	
TOTAL STOLEN OTHER & RECOVERED LOCAL	104	\$ 20,000
STOLEN IN OTHER JURIS & RECOVERED LOCALLY	1	
TOTAL MOTOR VEHICLE THEFT	140	\$ 1,060,627
<b>GRAND TOTAL</b>	<b>1604</b>	<b>\$ 2,394,482</b>

## PROPERTY BY TYPE AND VALUE

Type of Property (1)	Monetary Value of Property Stolen in Your Jurisdiction	
	STOLEN (2)	RECOVERED (3)
CURRENCY, NOTES, ETC.	\$ 66,987	\$ 1,692
JEWELRY & PRECIOUS METALS	\$ 128,810	\$ 74,775
CLOTHING AND FURS	\$ 64,779	\$ 5,766
LOCALLY STOLEN MOTOR VEHICLE	\$ 961,731	\$ 838,576
OFFICE EQUIPMENT	\$ 92,422	\$ 3,251
TV, RADIOS, CAMERAS, ETC.	\$ 50,553	\$ 7,078
FIREARMS	\$ 52,960	\$ 3,320
HOUSEHOLD GOODS	\$ 37,010	\$ 2,299
CONSUMABLE GOODS	\$ 34,529	\$ 7,346
LIVESTOCK		
MISCELLANEOUS	\$ 904,701	\$ 268,167
<b>GRAND TOTAL</b>	<b>\$ 2,394,482</b>	<b>\$ 1,212,270</b>

LAW ENFORCEMENT OFFICERS KILLED OR ASSAULTED

Type of activity	Total assaults by weapon	Type of Weapon				Type of Assignment							Officer assaults cleared
		Firearm	Knife or other cutting instrument	Other dangerous weapon	Hands, fists, feet, etc.	Two-officer vehicle	One-officer vehicle		Detective or special assign.		Other		
							Alone	Asst	Alone	Ast	Alone	Asst	
A	B	C	D	E	F	G	H	I	J	K	L	M	
1. Responding to disturbance calls (family quarrels, person with firearm, etc.)	33	4			29	2	4	24	2			1	30
2. Burglaries in progress or pursuing burglary suspects													
3. Robberies in progress or pursuing robbery suspects													
4. Attempting other arrests	15		1	2	12	2	1	11		1			11
5. Civil disorder (riot, mass disobedience, etc.)													
6. Handling, transporting, custody of prisoners	4				4		1	3					4
7. Investigating suspicious persons or circumstances	3	1			2			3					3
8. Ambush – no warning													
9. Mentally deranged	8		3	1	4	1		7					6
10. Traffic pursuits and stops	8			6	2			8					6
11. All other	2				2			2					2
<b>12. TOTAL (1-11)</b>	<b>73</b>	<b>5</b>	<b>4</b>	<b>9</b>	<b>55</b>	<b>5</b>	<b>6</b>	<b>58</b>	<b>2</b>	<b>1</b>		<b>1</b>	<b>62</b>
13. Number with person injury	16				16								
14. Number without personal injury	57	5	4	9	39								

15. Time of assaults	12 AM	2 AM	4 AM	6 AM	8 AM	10 AM	NOON	2 PM	4 PM	6 PM	8 PM	10 PM	UNK
	2	6	8	5	2	7	10		10	7	8	8	

AGE, SEX AND RACE OF PERSONS ARRESTED  
18 Years of age and over

CLASSIFICATIONS OF OFFENSES	UCR	SEX	AGE														TOT	RACE						
			18	19	20	21	22	23	24	25-29	30-34	35-39	40-44	45-49	50-54	55-59		60-64	65 OV	WHT	BLK	IND	ASN	PAC
MURDER/NONNEG MANSLAUGHTER	01A	M					1												1			2		
		F											1						1					
MANSLAUGHTER BY NEGLIGENCE	01B	M																						
		F																						
RAPE	02	M							1	1		2		1	2		1	1	9	4		5		
		F																						
ROBBERY	03	M	1	2	2	3	1		2	4	4	2	3	2					26	13	6	9	2	
		F					1		1		1						1		4					
AGGRAVATED ASSAULT	04	M	2	6		4	10	6	2	33	26	21	19	12	3	12	2	2	160	75	27	94	8	
		F	1	1	1			2		6	8	9	5	2	3	5	1		44					
BURGLARY	05	M	1			1	2	1		1	1	8	2		3	1			21	13	1	14	1	
		F				1	1			2	2		2						8					
LARCENY	06	M	1	3	3	2		1		11	16	13	9	8	6	3		1	77	76	3	35	5	
		F	1	1		3	2	1	1	6	8	7	5	6	1				42					
MOTOR VEHICLE THEFT	07	M		1							3	1	2			1			8	5	2	7		
		F				1				3		2							6					
OTHER ASSAULTS	08	M	2	7	4	6	10	8	8	29	46	46	22	25	18	16	7	3	257	124	23	206	16	1
		F	1	3	5	6	5	4	2	19	21	9	18	5	7	4	2	2	113					
ARSON	09	M											1	1					2	1		1	1	
		F									1								1					
FORGERY	10	M								1									1	1				
		F																						
FRAUD	11	M			3					2	1	3		2	1				12	6	2	5	1	
		F								1	1								2					
EMBEZZLEMENT	12	M						1											1	2				
		F								1									1					
STOLEN PROPERTY	13	M			1		1			1									3	3	1	2		
		F		1							1		1						3					
VANDALISM	14	M	1	1	1	3	1	2	2	8	14	12	6	3	4	4	1		63	42	8	40	3	
		F	1		1	2			3	6	8	4	2	2	1				30					
WEAPONS	15	M		1	3	1	1	2		5	6	2						1	22	13	2	10	2	
		F		1							1			1	1	1			5					
PROSTITUTION AND COMMERCIALIZED VICE	16	M																						
		F																						
PROSTITUTION	16a	M																						
		F																						

AGE, SEX AND RACE OF PERSONS ARRESTED  
18 Years of age and over

CLASSIFICATIONS OF OFFENSES	UCR	SEX	AGE														TOT	RACE						
			18	19	20	21	22	23	24	25-29	30-34	35-39	40-44	45-49	50-54	55-59		60-64	65 OV	WHT	BLK	IND	ASN	PAC
ASSISTING OR PROMOTING PROSTITUTION	16b	M																						
		F																						
PURCHASING PROSTITUTION	16c	M																						
		F																						
SEX OFFENSES	17	M							2	4	3	5	3	1	3	1	3			25	4	2	17	2
		F																						
DRUG/SALE/MAN	180	M			1						1	6		3	2	2	3			18	19	1	4	
		F									1	1	1	2	1					6				
NARCOTICS	180a	M			1							3					1			5	5	1	1	
		F										1		1						2				
MARIJUANA	180b	M																						
		F																						
SYNTHETIC NARC	180c	M								1			1				1			3	4			
		F											1							1				
OTHER/NON-NARC	180d	M									3		2	2	2	1				10	10		3	
		F								1			1	1						3				
DRUG/POSSESSION	185	M		2	1	1					9	10	7	5	6	1	2	1		45	38	5	17	4
		F	1	1	1		1				4	2	2	4	2	1				19				
NARCOTICS	185e	M			1						5	2	2	1	2	1		1		15	17		5	2
		F		1	1						3	2	1	1						9				
MARIJUANA	185f	M		2							3	2			1		2			10	3		7	1
		F												1						1				
SYNTHETIC NARC	185g	M										2	2		1					5	7	2		
		F					1							1		1	1			4				
OTHER/NON-NARC	185h	M				1					1	4	3	4	2					15	11	3	5	1
		F	1								1			2	1					5				
GAMBLING	19	M																						
		F																						
BOOKMAKING	19a	M																						
		F																						
NUMBERS	19b	M																						
		F																						
OTHER GAMBLING	19c	M																						
		F																						
FAMILY/CHILD	20	M									1	1			1					3		1	7	1
		F				1						2	1	1				1		6				

AGE, SEX AND RACE OF PERSONS ARRESTED  
18 Years of age and over

CLASSIFICATIONS OF OFFENSES	UCR	SEX	AGE															TOT	RACE					
			18	19	20	21	22	23	24	25-29	30-34	35-39	40-44	45-49	50-54	55-59	60-64		65 OV	WHT	BLK	IND	ASN	PAC
DRIVING INFLUENCE	21	M	4	6	5	7	6	7	3	34	32	29	16	16	14	11	9	6	205	183	21	80	15	1
		F	1	3	4	6	2	3	2	13	14	19	5	2	6	10	4	1	95					
LIQUOR LAWS	22	M	2	1	1	1				1	4	5	5		3	6		2	31	3		30		
		F															1	1	2					
DRUNKENNESS	23	M																						
		F																						
DISORDERLY CONDUCT	24	M		1		1		1		11	10	5	5	2	2	2	1		41	12	2	46	1	
		F	1		3	3		1		3	2	2	1	2	1	1			20					
VAGRANCY	25	M																						
		F																						
ALL OTHER	26	M	5	14	20	21	22	14	22	115	162	158	96	92	80	82	53	50	1006	749	86	423	75	19
		F	2	9	5	5	8	6	6	53	75	69	36	22	17	20	6	7	346					
SUSPICION	27	M																					1	
		F									1								1					
HUMAN TRAFFICKING/COMMERCIAL SEX ACTS	30	M																						
		F																						
HUMAN TRAFFICKING/INVOLUNTARY SERVITUDE	31	M																						
		F																						
TOTAL BY SEX		M	19	45	45	51	55	43	42	272	345	319	197	174	142	144	78	66	2037	1386	193	1054	138	21
		F	9	20	20	28	20	17	15	118	149	125	82	46	38	43	14	11	755					
GRAND TOTAL			28	65	65	79	75	60	57	390	494	444	279	220	180	187	92	77	2792	1386	193	1054	138	21



AGE, SEX AND RACE OF PERSONS ARRESTED  
under 18 Years of age

CLASSIFICATIONS OF OFFENSES	UCR	SEX	AGE							TOT	RACE								
			Under 10	10-12	13-14	15	16	17	WHT		BLK	IND	ASN	PAC					
			MURDER/NONNEG MANSLAUGHTER	01A	M														
		F																	
MANSLAUGHTER BY NEGLIGENCE	01B	M																	
		F																	
RAPE	02	M				1	2	2	5	2	1	2							
		F																	
ROBBERY	03	M			1				1			1							
		F																	
AGGRAVATED ASSAULT	04	M	3	1	1		2	2	9	3	3	5	1						
		F			2	1			3										
BURGLARY	05	M		2	1	1	2		6	1		5							
		F																	
LARCENY	06	M				1	1		2	1		3							
		F						1	2										
MOTOR VEHICLE THEFT	07	M		1	2		1		4	3		6							
		F	1	1	3				5										
OTHER ASSAULTS	08	M	1	2	3	4	6	7	23	16	2	10	3						
		F			2	1	2	3	8										
ARSON	09	M																	
		F																	
FORGERY	10	M																	
		F																	
FRAUD	11	M						1	1	1									
		F																	
EMBEZZLEMENT	12	M																	
		F																	
STOLEN PROPERTY	13	M																	
		F																	
VANDALISM	14	M	1		1	1	2	1	6	2	1	3	1						
		F			1				1										
WEAPONS	15	M																	
		F																	
PROSTITUTION	16	M																	
		F																	
PROSTITUTION	16a	M																	
		F																	

AGE, SEX AND RACE OF PERSONS ARRESTED  
under 18 Years of age

CLASSIFICATIONS OF OFFENSES	UCR	SEX	AGE						TOT	RACE				
			Under 10	10-12	13-14	15	16	17		WHT	BLK	IND	ASN	PAC
			ASSISTING OR PROMOTING PROSTITUTION	16b	M									
		F												
PURCHASING PROSTITUTION	16c	M												
		F												
SEX OFFENSES	17	M		1					1	1				
		F												
<b>DRUG/SALE/MAN</b>	180	M												
		F												
NARCOTICS	180a	M												
		F												
MARIJUANA	180b	M												
		F												
SYNTHETIC NARC	180c	M												
		F												
OTHER/NON-NARC	180d	M												
		F												
<b>DRUG/POSSESSION</b>	185	M			1			3	4	5		1		
		F						2	2					
NARCOTICS	185e	M												
		F												
MARIJUANA	185f	M			1			3	4	5		1		
		F						2	2					
SYNTHETIC NARC	185g	M												
		F												
OTHER/NON-NARC	185h	M												
		F												
<b>GAMBLING</b>	19	M												
		F												
BOOKMAKING	19a	M												
		F												
NUMBERS	19b	M												
		F												
OTHER GAMBLING	19c	M												
		F												
FAMILY/CHILD	20	M												
		F												

AGE, SEX AND RACE OF PERSONS ARRESTED  
under 18 Years of age

CLASSIFICATIONS OF OFFENSES	UCR	SEX	AGE							TOT	RACE				
			Under 10	10-12	13-14	15	16	17	WHT		BLK	IND	ASN	PAC	
			DRIVING INFLUENCE	21	M			1	1			2	4	1	
		F													
LIQUOR LAWS	22	M						2	2	3	1	1			
		F			1			2	3						
DRUNKENNESS	23	M													
		F													
DISORDERLY CONDUCT	24	M			1				1			1			
		F													
VAGRANCY	25	M													
		F													
ALL OTHER	26	M					2	1	3	3	3	1			
		F			1		1	2	4						
SUSPICION	27	M													
		F													
CURFEW	28	M													
		F													
RUN-AWAYS	29	M													
		F													
HUMAN TRAFFICKING/COMMERCIAL SEX ACTS	30	M													
		F													
HUMAN TRAFFICKING/INVOLUNTARY SERVITUDE	31	M													
		F													
TOTAL BY SEX		M	5	7	12	9	18	21	72	42	11	41	6		
		F	1	1	10	2	4	10	28						
GRAND TOTAL			6	8	22	11	22	31	100	42	11	41	6		

MONTHLY RETURN OF ARSON OFFENSES KNOWN TO LAW ENFORCEMENT

1 PROPERTY CLASSIFICATION	2 Offenses Reported or Known to Police (Include Unfounded and attempts)	3 Unfounded, i.e. False or Baseless Complaints	4 Number of Actual Offenses (Column 2 Minus Column 3) (Include Attempts)	5 Total Offenses Cleared by Arrest or Exceptional Means (Include Column 6)	6 Number of Clearances Involving Only Persons Under 18 Years of Age	7 Offenses Where Structures Uninhabited, Abandoned, or not Normally in Use	8 Estimated Value of Property Damage
STRUCTURAL							
F. Community/Public: Churches, Jails, Schools, Colleges, Hospitals, etc.	1		1				\$630
B. Other Residential: Apartments, Tenements, Flats, Hotels, Motels, Inns, Dormitories, Boarding Houses, etc.	2		2	3			\$11,500
E. Other Commercial: Stores, Restaurants, Offices, etc.							
A. Single Occupancy Residential: Houses, Townhouses, Duplexes, etc.	2		2	2			\$10,000
C. Storage: Barns, Garages, Warehouses, etc.	1		1			1	\$2,000
G. All Other Structure: Out Buildings, Monuments, Buildings Under Constructions, etc.	1		1			1	
D. Industrial/Manufacturing:							
<b>TOTAL STRUCTURAL</b>	<b>7</b>		<b>7</b>	<b>5</b>		<b>2</b>	<b>\$24,130</b>
MOBILE							
H. Motor Vehicles: Automobiles, Trucks, Buses, Motorcycles, etc. UCR Definition	5		5				\$6,150
I. Other Mobile Property: Trailers, Recreational Vehicles, Airplanes, Boats, etc.							
<b>TOTAL MOBILE</b>	<b>5</b>		<b>5</b>				<b>\$6,150</b>
OTHER							
J. TOTAL OTHER Crops, Timber, Fences, Signs, etc.	3		3				\$139,000
<b>TOTAL OTHER</b>	<b>3</b>		<b>3</b>				<b>\$139,000</b>
<b>GRAND TOTAL</b>	<b>15</b>		<b>15</b>	<b>5</b>		<b>2</b>	<b>\$169,280</b>

HUMAN TRAFFICKING OFFENSES

(1) Human Trafficking Classification	(2) Offenses Reported	(3) Unfounded Offenses	(4) Actual Offenses	(5) Offenses Cleared	(6) Juveniles Only
Commercial Sex Acts	1		1	1	
Involuntary Servitude	1		1		
<b>GRAND TOTAL</b>	<b>2</b>		<b>2</b>	<b>1</b>	

RETURN A - MONTHLY RETURN OF OFFENSES KNOWN TO POLICE

(1) Classification of Offense	(2) Offenses Reported	(3) Unfounded Offenses	(4) Actual Offenses	(5) Offenses Cleared	(6) Juveniles Only
CRIMINAL HOMICIDE					
MURDER/NONNEG MANSLAUGHTER	2		2	1	
MANSLAUGHTER BY NEGLIGENCE	1		1		
TOTAL	3		3	1	
RAPE					
RAPE	156	7	149	24	4
ATTEMPTS TO COMMIT RAPE	2		2		
TOTAL	158	7	151	24	4
ROBBERY					
FIREARM	26	1	25	2	
KNIFE/CUTTING INSTRUMENT	11		11	4	
OTHER DANGEROUS WEAPON	7		7	3	
STRONG-ARM (HANDS, FISTS)	42	1	41	17	
TOTAL	86	2	84	26	
ASSAULT					
FIREARM	103	1	102	41	2
KNIFE OR CUTTING INSTRUMENT	65	1	64	48	3
OTHER DANGEROUS WEAPON	150	1	149	91	3
HANDS, FIST, FEET, AGGRAVATED	98	2	96	74	
OTHER ASSAULTS - SIMPLE	812	17	795	492	32
TOTAL	1228	22	1206	746	40
BURGLARY					
FORCIBLE ENTRY	144	2	142	18	1
UNLAWFUL ENTRY - NO FORCE	78	1	77	13	
ATTEMPTED FORCIBLE ENTRY	17		17	3	
TOTAL	239	3	236	34	1
LARCENY-THEFT					
THEFT (EX MOTOR VEHICLE)	1137	19	1118	131	6
TOTAL	1137	19	1118	131	6
MOTOR VEHICLE THEFT					
AUTOS	95	8	87	16	
TRUCKS AND BUSES	44		44	6	
OTHER VEHICLES	30	1	29	3	
TOTAL	169	9	160	25	
<b>GRAND TOTAL</b>	<b>3020</b>	<b>62</b>	<b>2958</b>	<b>987</b>	<b>51</b>

PROPERTY STOLEN BY CLASSIFICATION

CLASSIFICATION OF OFFENSES	NUMBER ACTUAL OFFENSES	VALUE OF PROPERTY STOLEN
MURDER/NONNEG MANSLAUGHTER	2	
RAPE	151	
ROBBERY		
HIGHWAY (STREET, ALLEYS, ETC.)	36	\$ 53,426
COMMERCIAL HOUSE	10	\$ 3,061
GAS OR SERVICE STATION	10	\$ 5,825
CONVENIENCE STORE	7	\$ 3,012
RESIDENCE	7	\$ 1,804
BANK		
MISCELLANEOUS	14	\$ 1,878
TOTAL ROBBERY	84	\$ 69,006
BURGLARY		
RESIDENCE (DWELLING)		
NIGHT (6PM-6AM)	25	\$ 32,578
DAY (6AM-6PM)	43	\$ 88,857
UNKNOWN	83	\$ 302,457
NON-RESIDENCE (STORE ETC.)		
NIGHT (6PM-6AM)	31	\$ 21,739
DAY (6AM-6PM)	23	\$ 6,434
UNKNOWN	31	\$ 114,494
TOTAL BURGLARY	236	\$ 566,559
LARCENY-THEFT		
\$200 AND OVER	484	\$ 794,886
\$50 TO \$200	253	\$ 23,343
UNDER \$50	381	\$ 5,381
TOTAL	1118	\$ 823,610
6X. NATURE OF LARCENIES UNDER ITEM 6		
POCKET-PICKING	2	\$ 1,262
PURSE-SNATCHING	4	\$ 1,480
SHOPLIFTING	317	\$ 50,836
FROM MOTOR VEHICLE	272	\$ 175,170
MOTOR VEHICLE PARTS & ACCESSORIES	59	\$ 16,597
BICYCLES	96	\$ 61,387
FROM BUILDING(EX C&H)	136	\$ 176,264
FROM COIN-OP MACHINES		
ALL OTHER	232	\$ 340,614
TOTAL LARCENY	1118	\$ 823,610
MOTOR VEHICLE THEFT	160	\$ 1,365,060
STOLEN & RECOVERED LOCALLY	123	
STOLEN LOCALLY & RECOVERED OTHER	10	
TOTAL STOLEN OTHER & RECOVERED LOCAL	133	
STOLEN IN OTHER JURIS & RECOVERED LOCALLY	6	
TOTAL MOTOR VEHICLE THEFT	160	\$ 1,365,060
<b>GRAND TOTAL</b>	<b>1751</b>	<b>\$ 2,824,235</b>

## PROPERTY BY TYPE AND VALUE

Type of Property (1)	Monetary Value of Property Stolen in Your Jurisdiction	
	STOLEN (2)	RECOVERED (3)
CURRENCY, NOTES, ETC.	\$ 99,612	\$ 477
JEWELRY & PRECIOUS METALS	\$ 111,160	\$ 20
CLOTHING AND FURS	\$ 65,606	\$ 9,115
LOCALLY STOLEN MOTOR VEHICLE	\$ 1,401,856	\$ 1,207,728
OFFICE EQUIPMENT	\$ 85,112	\$ 5,305
TV, RADIOS, CAMERAS, ETC.	\$ 25,436	\$ 2,801
FIREARMS	\$ 65,494	\$ 9,472
HOUSEHOLD GOODS	\$ 54,146	\$ 5,218
CONSUMABLE GOODS	\$ 28,401	\$ 3,141
LIVESTOCK	\$ 600	
MISCELLANEOUS	\$ 886,812	\$ 172,920
<b>GRAND TOTAL</b>	<b>\$ 2,824,235</b>	<b>\$ 1,416,197</b>



LAW ENFORCEMENT OFFICERS KILLED OR ASSAULTED

Type of activity	Total assaults by weapon	Type of Weapon				Type of Assignment						Officer assaults cleared	
		Firearm	Knife or other cutting instrument	Other dangerous weapon	Hands, fists, feet, etc.	Two-officer vehicle	One-officer vehicle		Detective or special assign.		Other		
							Alone	Asst	Alone	Ast	Alone		Asst
A	B	C	D	E	F	G	H	I	J	K	L	M	
1. Responding to disturbance calls (family quarrels, person with firearm, etc.	40	3		4	33	5	5	29		1			39
2. Burglaries in progress or pursuing burglary suspects	7			4	3		2	5					4
3. Robberies in progress or pursuing robbery suspects	5				5			5					5
4. Attempting other arrests	20			1	19		2	18					19
5. Civil disorder (riot, mass disobedience, etc.)													
6. Handling, transporting, custody of prisoners	3				3		1	2					3
7. Investigating suspicious persons or circumstances	5				5		3	1	1				5
8. Ambush – no warning													
9. Mentally deranged	2				2		1	1					1
10. Traffic pursuits and stops	6			1	5		2	4					5
11. All other	2				2		1	1					2
<b>12. TOTAL (1-11)</b>	<b>90</b>	<b>3</b>		<b>10</b>	<b>77</b>	<b>5</b>	<b>17</b>	<b>66</b>	<b>1</b>	<b>1</b>			<b>83</b>
13. Number with person injury	31			2	29								
14. Number without personal injury	59	3		8	48								

15. Time of assaults	12 AM	2 AM	4 AM	6 AM	8 AM	10 AM	NOON	2 PM	4 PM	6 PM	8 PM	10 PM	UNK
	9	5	6	2	2	7	6	13	14	7	15	4	

AGE, SEX AND RACE OF PERSONS ARRESTED  
18 Years of age and over

CLASSIFICATIONS OF OFFENSES	UCR	SEX	AGE													TOT	RACE							
			18	19	20	21	22	23	24	25-29	30-34	35-39	40-44	45-49	50-54		55-59	60-64	65 OV	WHT	BLK	IND	ASN	PAC
MURDER/NONNEG MANSLAUGHTER	01A	M			1														1			1		
		F																						
MANSLAUGHTER BY NEGLIGENCE	01B	M																						
		F																						
RAPE	02	M	1		1		1			3	1	2	1	1	1	1		1	14	5	1	9		
		F												1					1					
ROBBERY	03	M	1	1			1	2	1	7		3		3		1			20	7	4	11	2	
		F				1			1			1			1				4					
AGGRAVATED ASSAULT	04	M	1	1	4	7	3	6	2	15	33	21	9	10	11	7	6	1	137	71	19	88	7	4
		F	1	1			3	2	1	12	8	9	8	1	2	1	3		52					
BURGLARY	05	M		1		1	1	2		5	1	7		1		1			20	14	2	12	2	
		F			1	1			2	2	1	3							10					
LARCENY	06	M			2	3		3	3	14	14	8	11	5	3	4		1	71	61	9	34	2	1
		F			2	1	1		1	6	7	11	3	3	1				36					
MOTOR VEHICLE THEFT	07	M	1	1		2				4	2	2	4		1				17	11	3	7	2	
		F				1		1		2	1		1						6					
OTHER ASSAULTS	08	M	3	3	6	9	6	11	7	51	43	35	29	18	15	16	8	6	266	141	23	206	7	
		F	2	2	2	2	3	7	1	21	25	15	10	11	3		5	2	111					
ARSON	09	M																						
		F																						
FORGERY	10	M								1					1				2	2				
		F																						
FRAUD	11	M				3		1		1	1	2	4	1	2	1			16	21	3	8		
		F			1			1		5	4	2	2		1				16					
EMBEZZLEMENT	12	M			1					1	1								3	1		3	1	
		F										1		1					2					
STOLEN PROPERTY	13	M									2		1		1				4	2		3		
		F	1																1					
VANDALISM	14	M	2	1	1	2	1	1	3	9	7	10	1	2	1	4	2		47	38	9	23	4	
		F		1		1	3	1		5	5	9	2						27					
WEAPONS	15	M			1	1	1	2		3	7	1	3			2			21	14	5	4	3	
		F			1					2	1	1							5					
PROSTITUTION AND COMMERCIALIZED VICE	16	M																						
		F																						
PROSTITUTION	16a	M																						
		F																						

AGE, SEX AND RACE OF PERSONS ARRESTED  
18 Years of age and over

CLASSIFICATIONS OF OFFENSES	UCR	SEX	AGE													TOT	RACE							
			18	19	20	21	22	23	24	25-29	30-34	35-39	40-44	45-49	50-54		55-59	60-64	65 OV	WHT	BLK	IND	ASN	PAC
ASSISTING OR PROMOTING PROSTITUTION	16b	M																						
		F																						
PURCHASING PROSTITUTION	16c	M																						
		F																						
SEX OFFENSES	17	M			1		1			2	3	8	4	4		1	3	1	28	8	2	20	1	
		F					1					1	1						3					
DRUG/SALE/MAN	180	M	1	2							3	3				1		10	8	4	2	1		
		F								1	1		2	1				5						
NARCOTICS	180a	M										2				1		3	4		1	1		
		F									1		1	1				3						
MARIJUANA	180b	M	1	2							1							4		4				
		F																						
SYNTHETIC NARC	180c	M																						
		F																						
OTHER/NON-NARC	180d	M									2	1						3	4		1			
		F								1			1					2						
DRUG/POSSESSION	185	M	2	2	2		2	1	2	3	6	7	5	4	2	3	1	42	44	5	14	1		
		F				1			2	9	5	4					1	22						
NARCOTICS	185e	M					2				5	3	3	1	2			16	18	2	5			
		F							1	1	4	3						9						
MARIJUANA	185f	M	1	2	1											1		5	4		1			
		F																						
SYNTHETIC NARC	185g	M								1		2	1				1	5	5	2	1	1		
		F							1	2		1						4						
OTHER/NON-NARC	185h	M	1		1			1	2	2	1	2	1	3		2		16	17	1	7			
		F				1				6	1							1	9					
GAMBLING	19	M																						
		F																						
BOOKMAKING	19a	M																						
		F																						
NUMBERS	19b	M																						
		F																						
OTHER GAMBLING	19c	M																						
		F																						
FAMILY/CHILD	20	M														1		1	4		2			
		F									2	1	2					5						

AGE, SEX AND RACE OF PERSONS ARRESTED  
18 Years of age and over

CLASSIFICATIONS OF OFFENSES	UCR	SEX	AGE														TOT	RACE						
			18	19	20	21	22	23	24	25-29	30-34	35-39	40-44	45-49	50-54	55-59		60-64	65 OV	WHT	BLK	IND	ASN	PAC
			DRIVING INFLUENCE	21	M	4	3	9	8	4	7	9	35	28	21	16		23	13	8	8	5	201	180
		F		2	3	3	5	2	1	22	22	5	7	8	2	2	5		89					
LIQUOR LAWS	22	M								1		1	1		1	5		1	10	3		11		
		F		1			1			1			1						4					
DRUNKENNESS	23	M												1					1	1				
		F																						
DISORDERLY CONDUCT	24	M				2	2	1	1	10	7	8	5	1	6	3		3	49	18	1	45	2	
		F	1		1		1		1	3	4	1	2	1	1	1			17					
VAGRANCY	25	M																						
		F																						
ALL OTHER	26	M	3	11	10	14	12	17	11	107	123	98	70	47	61	54	31	35	704	490	65	379	28	3
		F	3	6	2	10	6	4	3	42	52	57	32	16	8	9	9	2	261					
SUSPICION	27	M																						
		F																						
HUMAN TRAFFICKING/COMMERCIAL SEX ACTS	30	M																						
		F																						
HUMAN TRAFFICKING/INVOLUNTARY SERVITUDE	31	M																						
		F																						
TOTAL BY SEX		M	19	26	39	52	35	54	39	272	282	237	164	121	119	113	59	54	1685	1144	175	960	73	10
		F	8	13	13	21	24	18	13	133	138	121	73	43	19	13	23	4	677					
GRAND TOTAL			27	39	52	73	59	72	52	405	420	358	237	164	138	126	82	58	2362	1144	175	960	73	10

AGE, SEX AND RACE OF PERSONS ARRESTED  
under 18 Years of age

CLASSIFICATIONS OF OFFENSES	UCR	SEX	AGE						TOT	RACE									
			Under 10	10-12	13-14	15	16	17		WHT	BLK	IND	ASN	PAC					
			MURDER/NONNEG MANSLAUGHTER	01A	M														
		F																	
MANSLAUGHTER BY NEGLIGENCE	01B	M																	
		F																	
RAPE	02	M				1		1	2				2						
		F																	
ROBBERY	03	M						1	1	1									
		F																	
AGGRAVATED ASSAULT	04	M			1	2	1	2	6	2			6	2					
		F		1		1	2		4										
BURGLARY	05	M				1			1	3	1								
		F			3				3										
LARCENY	06	M						2	2	1			1						
		F																	
MOTOR VEHICLE THEFT	07	M																	
		F																	
OTHER ASSAULTS	08	M		1	5	1	3	4	14	17	2	6	2						
		F		2	3	3	4	1	13										
ARSON	09	M				1		1	2				2						
		F																	
FORGERY	10	M																	
		F																	
FRAUD	11	M			1	1			2				1	1					
		F																	
EMBEZZLEMENT	12	M																	
		F																	
STOLEN PROPERTY	13	M																	
		F																	
VANDALISM	14	M			1	1	1	2	5	5		1							
		F			1				1										
WEAPONS	15	M				1	1		2	2							1		
		F						1	1										
PROSTITUTION	16	M																	
		F																	
PROSTITUTION	16a	M																	
		F																	

AGE, SEX AND RACE OF PERSONS ARRESTED  
under 18 Years of age

CLASSIFICATIONS OF OFFENSES	UCR	SEX	AGE						TOT	RACE					
			Under 10	10-12	13-14	15	16	17		WHT	BLK	IND	ASN	PAC	
ASSISTING OR PROMOTING PROSTITUTION	16b	M													
		F													
PURCHASING PROSTITUTION	16c	M													
		F													
SEX OFFENSES	17	M													
		F													
<b>DRUG/SALE/MAN</b>	180	M								1					
		F					1		1						
NARCOTICS	180a	M								1					
		F					1		1						
MARIJUANA	180b	M													
		F													
SYNTHETIC NARC	180c	M													
		F													
OTHER/NON-NARC	180d	M													
		F													
<b>DRUG/POSSESSION</b>	185	M													
		F													
NARCOTICS	185e	M													
		F													
MARIJUANA	185f	M													
		F													
SYNTHETIC NARC	185g	M													
		F													
OTHER/NON-NARC	185h	M													
		F													
<b>GAMBLING</b>	19	M													
		F													
BOOKMAKING	19a	M													
		F													
NUMBERS	19b	M													
		F													
OTHER GAMBLING	19c	M													
		F													
FAMILY/CHILD	20	M													
		F													

AGE, SEX AND RACE OF PERSONS ARRESTED  
under 18 Years of age

CLASSIFICATIONS OF OFFENSES	UCR	SEX	AGE							TOT	RACE				
			Under 10	10-12	13-14	15	16	17	WHT		BLK	IND	ASN	PAC	
			DRIVING INFLUENCE	21	M							1	1	3	
		F						2	1	3					
LIQUOR LAWS	22	M		1				2	2	5	3		1		1
		F													
DRUNKENNESS	23	M													
		F													
DISORDERLY CONDUCT	24	M													
		F													
VAGRANCY	25	M													
		F													
ALL OTHER	26	M			2			3	2	7	7	1	2		
		F	1					1	1	3					
SUSPICION	27	M													
		F													
CURFEW	28	M													
		F													
RUN-AWAYS	29	M													
		F													
HUMAN TRAFFICKING/COMMERCIAL SEX ACTS	30	M													
		F													
HUMAN TRAFFICKING/INVOLUNTARY SERVITUDE	31	M													
		F													
TOTAL BY SEX		M		2	10	9	13	16	50	45	4	23	6	1	
		F	1	3	7	4	10	4	29						
GRAND TOTAL			1	5	17	13	23	20	79	45	4	23	6	1	

MONTHLY RETURN OF ARSON OFFENSES KNOWN TO LAW ENFORCEMENT

1 PROPERTY CLASSIFICATION	2 Offenses Reported or Known to Police (Include Unfounded and attempts)	3 Unfounded, i.e. False or Baseless Complaints	4 Number of Actual Offenses (Column 2 Minus Column 3) (Include Attempts)	5 Total Offenses Cleared by Arrest or Exceptional Means (Include Column 6)	6 Number of Clearances Involving Only Persons Under 18 Years of Age	7 Offenses Where Structures Uninhabited, Abandoned, or not Normally in Use	8 Estimated Value of Property Damage
STRUCTURAL							
D. Industrial/Manufacturing:							
C. Storage: Barns, Garages, Warehouses, etc.							
A. Single Occupancy Residential: Houses, Townhouses, Duplexes, etc.	1		1	1			
B. Other Residential: Apartments, Tenements, Flats, Hotels, Motels, Inns, Dormitories, Boarding Houses, etc.	3		3	1	1		\$2,600
G. All Other Structure: Out Buildings, Monuments, Buildings Under Constructions, etc.							
F. Community/Public: Churches, Jails, Schools, Colleges, Hospitals, etc.	1		1	1	1		
E. Other Commercial: Stores, Restaurants, Offices, etc.							
<b>TOTAL STRUCTURAL</b>	<b>5</b>		<b>5</b>	<b>3</b>	<b>2</b>		<b>\$2,600</b>
MOBILE							
H. Motor Vehicles: Automobiles, Trucks, Buses, Motorcycles, etc. UCR Definition	4		4				\$40,125
I. Other Mobile Property: Trailers, Recreational Vehicles, Airplanes, Boats, etc.							
<b>TOTAL MOBILE</b>	<b>4</b>		<b>4</b>				<b>\$40,125</b>
OTHER							
J. TOTAL OTHER Crops, Timber, Fences, Signs, etc.	4		4	1	1		\$257,951
<b>TOTAL OTHER</b>	<b>4</b>		<b>4</b>	<b>1</b>	<b>1</b>		<b>\$257,951</b>
<b>GRAND TOTAL</b>	<b>13</b>		<b>13</b>	<b>4</b>	<b>3</b>		<b>\$300,676</b>



RETURN A - MONTHLY RETURN OF OFFENSES KNOWN TO POLICE

(1) Classification of Offense	(2) Offenses Reported	(3) Unfounded Offenses	(4) Actual Offenses	(5) Offenses Cleared	(6) Juveniles Only
CRIMINAL HOMICIDE					
MURDER/NONNEG MANSLAUGHTER	3		3	3	
MANSLAUGHTER BY NEGLIGENCE					
TOTAL	3		3	3	
RAPE					
RAPE	97	6	91	14	4
ATTEMPTS TO COMMIT RAPE	7		7	2	
TOTAL	104	6	98	16	4
ROBBERY					
FIREARM	17		17	4	1
KNIFE/CUTTING INSTRUMENT	6		6	3	
OTHER DANGEROUS WEAPON	9		9	3	
STRONG-ARM (HANDS, FISTS)	23	1	22	8	
TOTAL	55	1	54	18	1
ASSAULT					
FIREARM	98	2	96	51	1
KNIFE OR CUTTING INSTRUMENT	55	1	54	34	1
OTHER DANGEROUS WEAPON	128	1	127	73	3
HANDS, FIST, FEET, AGGRAVATED	76	2	74	59	1
OTHER ASSAULTS - SIMPLE	705	17	688	437	22
TOTAL	1062	23	1039	654	28
BURGLARY					
FORCIBLE ENTRY	167	1	166	31	
UNLAWFUL ENTRY - NO FORCE	69	2	67	19	1
ATTEMPTED FORCIBLE ENTRY	13		13		
TOTAL	249	3	246	50	1
LARCENY-THEFT					
THEFT (EX MOTOR VEHICLE)	1127	18	1109	144	9
TOTAL	1127	18	1109	144	9
MOTOR VEHICLE THEFT					
AUTOS	103	3	100	15	2
TRUCKS AND BUSES	37	2	35	10	3
OTHER VEHICLES	27		27	4	
TOTAL	167	5	162	29	5
<b>GRAND TOTAL</b>	<b>2767</b>	<b>56</b>	<b>2711</b>	<b>914</b>	<b>48</b>

PROPERTY STOLEN BY CLASSIFICATION

CLASSIFICATION OF OFFENSES	NUMBER ACTUAL OFFENSES	VALUE OF PROPERTY STOLEN
MURDER/NONNEG MANSLAUGHTER	3	
RAPE	98	\$ 40
ROBBERY		
HIGHWAY (STREET, ALLEYS, ETC.)	19	\$ 17,064
COMMERCIAL HOUSE	12	\$ 376
GAS OR SERVICE STATION	4	\$ 1,268
CONVENIENCE STORE	1	
RESIDENCE	7	\$ 2,056
BANK		
MISCELLANEOUS	11	\$ 1,019
TOTAL ROBBERY	54	\$ 21,783
BURGLARY		
RESIDENCE (DWELLING)		
NIGHT (6PM-6AM)	27	\$ 39,481
DAY (6AM-6PM)	28	\$ 35,502
UNKNOWN	84	\$ 149,364
NON-RESIDENCE (STORE ETC.)		
NIGHT (6PM-6AM)	40	\$ 62,511
DAY (6AM-6PM)	30	\$ 52,678
UNKNOWN	37	\$ 94,971
TOTAL BURGLARY	246	\$ 434,507
LARCENY-THEFT		
\$200 AND OVER	493	\$ 739,836
\$50 TO \$200	245	\$ 25,174
UNDER \$50	371	\$ 5,709
TOTAL	1109	\$ 770,719
6X. NATURE OF LARCENIES UNDER ITEM 6		
POCKET-PICKING	1	\$ 110
PURSE-SNATCHING	3	\$ 1,151
SHOPLIFTING	349	\$ 52,997
FROM MOTOR VEHICLE	279	\$ 251,601
MOTOR VEHICLE PARTS & ACCESSORIES	50	\$ 25,850
BICYCLES	64	\$ 60,626
FROM BUILDING(EX C&H)	136	\$ 89,793
FROM COIN-OP MACHINES	1	\$ 800
ALL OTHER	226	\$ 287,791
TOTAL LARCENY	1109	\$ 770,719
MOTOR VEHICLE THEFT	162	\$ 1,318,675
STOLEN & RECOVERED LOCALLY	117	
STOLEN LOCALLY & RECOVERED OTHER	7	
TOTAL STOLEN OTHER & RECOVERED LOCAL	124	
STOLEN IN OTHER JURIS & RECOVERED LOCALLY	4	
TOTAL MOTOR VEHICLE THEFT	162	\$ 1,318,675
<b>GRAND TOTAL</b>	<b>1670</b>	<b>\$ 2,545,724</b>

PROPERTY BY TYPE AND VALUE

Type of Property (1)	Monetary Value of Property Stolen in Your Jurisdiction	
	STOLEN (2)	RECOVERED (3)
CURRENCY, NOTES, ETC.	\$ 108,650	\$ 499
JEWELRY & PRECIOUS METALS	\$ 47,309	\$ 6,387
CLOTHING AND FURS	\$ 62,508	\$ 3,663
LOCALLY STOLEN MOTOR VEHICLE	\$ 1,302,561	\$ 1,082,782
OFFICE EQUIPMENT	\$ 98,195	\$ 3,097
TV, RADIOS, CAMERAS, ETC.	\$ 52,002	\$ 1,183
FIREARMS	\$ 88,560	\$ 15,547
HOUSEHOLD GOODS	\$ 60,062	\$ 3,871
CONSUMABLE GOODS	\$ 15,628	\$ 2,007
LIVESTOCK	\$ 1	
MISCELLANEOUS	\$ 710,248	\$ 232,991
<b>GRAND TOTAL</b>	<b>\$ 2,545,724</b>	<b>\$ 1,352,027</b>

LAW ENFORCEMENT OFFICERS KILLED OR ASSAULTED

Type of activity	Total assaults by weapon	Type of Weapon				Type of Assignment							Officer assaults cleared
		Firearm	Knife or other cutting instrument	Other dangerous weapon	Hands, fists, feet, etc.	Two-officer vehicle	One-officer vehicle		Detective or special assign.		Other		
							Alone	Asst	Alone	Ast	Alone	Asst	
A	B	C	D	E	F	G	H	I	J	K	L	M	
1. Responding to disturbance calls (family quarrels, person with firearm, etc.)	27	2		6	19	2	7	18					26
2. Burglaries in progress or pursuing burglary suspects	1				1			1					1
3. Robberies in progress or pursuing robbery suspects													
4. Attempting other arrests	15	1		3	11	2	2	11					15
5. Civil disorder (riot, mass disobedience, etc.)													
6. Handling, transporting, custody of prisoners	4				4	1	1	2					4
7. Investigating suspicious persons or circumstances	10			1	9		2	8					9
8. Ambush – no warning													
9. Mentally deranged	9			3	6			9					5
10. Traffic pursuits and stops	8			7	1		2	6					7
11. All other	1				1			1					1
<b>12. TOTAL (1-11)</b>	<b>75</b>	<b>3</b>		<b>20</b>	<b>52</b>	<b>5</b>	<b>14</b>	<b>56</b>					<b>68</b>
13. Number with person injury	18			2	16								
14. Number without personal injury	57	3		18	36								

15. Time of assaults	12 AM	2 AM	4 AM	6 AM	8 AM	10 AM	NOON	2 PM	4 PM	6 PM	8 PM	10 PM	UNK
	10	3	9	3	4	4	4	7	8	8	11	4	

AGE, SEX AND RACE OF PERSONS ARRESTED  
18 Years of age and over

CLASSIFICATIONS OF OFFENSES	UCR	SEX	AGE													TOT	RACE							
			18	19	20	21	22	23	24	25-29	30-34	35-39	40-44	45-49	50-54		55-59	60-64	65 OV	WHT	BLK	IND	ASN	PAC
MURDER/NONNEG MANSLAUGHTER	01A	M										1	1						2	1		1		
		F																						
MANSLAUGHTER BY NEGLIGENCE	01B	M								1									1			1		
		F																						
RAPE	02	M		1				1	1	2				1	1	2	2		11	2	1	7	1	
		F																						
ROBBERY	03	M		1	2					2	3	2				1	1		12	6	2	5		
		F								1									1					
AGGRAVATED ASSAULT	04	M	2	2	1	3	9	4	5	23	18	16	10	9	5	9	2	1	119	60	12	83	5	1
		F			1	2	1	1	2	6	10	6	4	4	3	2			42					
BURGLARY	05	M	2	2	2	2	1		1	6	6	2	3	1	1		1		30	11	4	22		
		F								3	1	1		2					7					
LARCENY	06	M		3	1		1	2	1	19	19	17	2	7	5	4			81	59	8	52	2	
		F		1	1		1	2	2	6	8	13	3	1	1		1		40					
MOTOR VEHICLE THEFT	07	M			1	1				6	6			2					16	13	2	9		
		F			1	1		1	1	2	1			1					8					
OTHER ASSAULTS	08	M	2	3	4	3	12	5	8	41	62	31	28	10	14	9	11	6	249	116	20	204	13	2
		F	1			2	4	3	3	18	26	15	13	9	4	3	1	4	106					
ARSON	09	M									1	2	2	1					6	5		3		
		F								1		1							2					
FORGERY	10	M									1	1	1						3	4		1		
		F										1		1					2					
FRAUD	11	M					1			4				1		1			7	20	2	4		
		F		1			1		3	2	6	3	1	1			1		19					
EMBEZZLEMENT	12	M																						
		F																						
STOLEN PROPERTY	13	M								1	1			1					3	2	1			
		F																						
VANDALISM	14	M	2	4		4	4	1	1	14	9	8	6	5	4	1	1	1	65	42	7	38	2	
		F	2			1		1	1	4	9	5	1						24					
WEAPONS	15	M	1					2	2	2	1	8	2	2			1	1	22	21	1	3		
		F								1	1	1							3					
PROSTITUTION AND COMMERCIALIZED VICE	16	M																						
		F																						
PROSTITUTION	16a	M																						
		F																						

AGE, SEX AND RACE OF PERSONS ARRESTED  
18 Years of age and over

CLASSIFICATIONS OF OFFENSES	UCR	SEX	AGE														TOT	RACE						
			18	19	20	21	22	23	24	25-29	30-34	35-39	40-44	45-49	50-54	55-59		60-64	65 OV	WHT	BLK	IND	ASN	PAC
ASSISTING OR PROMOTING PROSTITUTION	16b	M																						
		F																						
PURCHASING PROSTITUTION	16c	M																						
		F																						
SEX OFFENSES	17	M			1			1	1	3	6		1	1		1	1	2	18	3	2	15	1	
		F					1					2							3					
DRUG/SALE/MAN	180	M			1			1	1	1					1	2		7	4		3			
		F																						
NARCOTICS	180a	M							1						1	1		3	2		1			
		F																						
MARIJUANA	180b	M						1										1	1					
		F																						
SYNTHETIC NARC	180c	M														1		1	1					
		F																						
OTHER/NON-NARC	180d	M			1						1							2			2			
		F																						
DRUG/POSSESSION	185	M	1	3		2		1	1	12	3	13	3	1	3			1	44	49	4	11	3	
		F	1		1		1		2	6		8	1	2	1				23					
NARCOTICS	185e	M						1	4	2	6		1	1				15	19	1	1	2		
		F							2		5	1						8						
MARIJUANA	185f	M	1	3		1			1		3							9	10		2			
		F										1		2				3						
SYNTHETIC NARC	185g	M							2		1							4	5	1				
		F							2									2						
OTHER/NON-NARC	185h	M				1		1		5	1	3	3		2			16	15	2	8	1		
		F	1		1		1		2	2		2			1			10						
GAMBLING	19	M																						
		F																						
BOOKMAKING	19a	M																						
		F																						
NUMBERS	19b	M																						
		F																						
OTHER GAMBLING	19c	M																						
		F																						
FAMILY/CHILD	20	M			1					1							1	3	3	1	6			
		F							1	2	1		3					7						

AGE, SEX AND RACE OF PERSONS ARRESTED  
18 Years of age and over

CLASSIFICATIONS OF OFFENSES	UCR	SEX	AGE															TOT	RACE					
			18	19	20	21	22	23	24	25-29	30-34	35-39	40-44	45-49	50-54	55-59	60-64		65 OV	WHT	BLK	IND	ASN	PAC
DRIVING INFLUENCE	21	M	2	5	5	3	5	7	10	35	27	29	20	12	10	11	10	10	201	181	20	65	12	
		F	1	2	3	2	3	1		9	17	12	11	5	6	3	1	1	77					
LIQUOR LAWS	22	M		1	1				1	2	3	5	4	4	2	1	2	2	28	12		20	1	
		F										1	1	2			1		5					
DRUNKENNESS	23	M																						
		F																						
DISORDERLY CONDUCT	24	M		1		1		1	1	4	10	2	6	2	2	2	2		34	16	5	34		
		F	1		2			3		5	2	5	1	1	1				21					
VAGRANCY	25	M																						
		F																						
ALL OTHER	26	M	2	11	10	11	12	13	13	97	112	113	65	56	43	41	29	28	656	433	76	368	27	3
		F	4	2	4	6	9	3	6	58	51	41	25	13	12	7	6	4	251					
SUSPICION	27	M																						
		F																						
HUMAN TRAFFICKING/COMMERCIAL SEX ACTS	30	M																						
		F																						
HUMAN TRAFFICKING/INVOLUNTARY SERVITUDE	31	M																						
		F																						
TOTAL BY SEX		M	14	37	30	30	45	38	47	276	289	250	154	116	92	85	63	52	1618	1063	168	955	67	6
		F	10	6	13	14	21	15	21	124	133	115	64	42	28	15	11	9	641					
GRAND TOTAL			24	43	43	44	66	53	68	400	422	365	218	158	120	100	74	61	2259	1063	168	955	67	6

AGE, SEX AND RACE OF PERSONS ARRESTED  
under 18 Years of age

CLASSIFICATIONS OF OFFENSES	UCR	SEX	AGE							TOT	RACE									
			Under 10	10-12	13-14	15	16	17	WHT		BLK	IND	ASN	PAC						
			MURDER/NONNEG MANSLAUGHTER	01A	M															
		F																		
MANSLAUGHTER BY NEGLIGENCE	01B	M																		
		F																		
RAPE	02	M				1		3	4							4				
		F																		
ROBBERY	03	M					1		1							1				
		F																		
AGGRAVATED ASSAULT	04	M			2	1			3	1					4					
		F		1				1	2											
BURGLARY	05	M			2		2	1	5	1					5					
		F						1	1											
LARCENY	06	M		2	3		3	2	10	12					3	1				
		F			1	1	2	2	6											
MOTOR VEHICLE THEFT	07	M		1	2			1	4	1	1			3	3					
		F		1	2			1	4											
OTHER ASSAULTS	08	M		2	2	1	3	2	10	13	2			2						
		F		1	4	1	1		7											
ARSON	09	M																		
		F																		
FORGERY	10	M																		
		F																		
FRAUD	11	M			1				1						1					
		F																		
EMBEZZLEMENT	12	M																		
		F																		
STOLEN PROPERTY	13	M																		
		F																		
VANDALISM	14	M		3	6			1	10	4	1			7						
		F			1		1		2											
WEAPONS	15	M					1		1										1	
		F																		
PROSTITUTION	16	M																		
		F																		
PROSTITUTION	16a	M																		
		F																		



AGE, SEX AND RACE OF PERSONS ARRESTED  
under 18 Years of age

CLASSIFICATIONS OF OFFENSES	UCR	SEX	AGE						TOT	RACE					
			Under 10	10-12	13-14	15	16	17		WHT	BLK	IND	ASN	PAC	
ASSISTING OR PROMOTING PROSTITUTION	16b	M													
		F													
PURCHASING PROSTITUTION	16c	M													
		F													
SEX OFFENSES	17	M						1	1	1	1				
		F					1		1						
<b>DRUG/SALE/MAN</b>	180	M													
		F													
NARCOTICS	180a	M													
		F													
MARIJUANA	180b	M													
		F													
SYNTHETIC NARC	180c	M													
		F													
OTHER/NON-NARC	180d	M													
		F													
<b>DRUG/POSSESSION</b>	185	M													
		F													
NARCOTICS	185e	M													
		F													
MARIJUANA	185f	M													
		F													
SYNTHETIC NARC	185g	M													
		F													
OTHER/NON-NARC	185h	M													
		F													
<b>GAMBLING</b>	19	M													
		F													
BOOKMAKING	19a	M													
		F													
NUMBERS	19b	M													
		F													
OTHER GAMBLING	19c	M													
		F													
FAMILY/CHILD	20	M													
		F													

AGE, SEX AND RACE OF PERSONS ARRESTED  
under 18 Years of age

CLASSIFICATIONS OF OFFENSES	UCR	SEX	AGE						TOT	RACE										
			Under 10	10-12	13-14	15	16	17		WHT	BLK	IND	ASN	PAC						
			DRIVING INFLUENCE	21	M															
		F																		
LIQUOR LAWS	22	M					1		1	1										
		F																		
DRUNKENNESS	23	M																		
		F																		
DISORDERLY CONDUCT	24	M																		
		F																		
VAGRANCY	25	M																		
		F																		
ALL OTHER	26	M				4	1	3	8	4	1	3	1							
		F				1			1											
SUSPICION	27	M																		
		F																		
CURFEW	28	M																		
		F																		
RUN-AWAYS	29	M																		
		F																		
HUMAN TRAFFICKING/COMMERCIAL SEX ACTS	30	M																		
		F																		
HUMAN TRAFFICKING/INVOLUNTARY SERVITUDE	31	M																		
		F																		
TOTAL BY SEX		M		8	18	7	12	14	59	38	6	33	6							
		F		3	8	3	7	3	24											
GRAND TOTAL				11	26	10	19	17	83	38	6	33	6							

MONTHLY RETURN OF ARSON OFFENSES KNOWN TO LAW ENFORCEMENT

1 PROPERTY CLASSIFICATION	2 Offenses Reported or Known to Police (Include Unfounded and attempts)	3 Unfounded, i.e. False or Baseless Complaints	4 Number of Actual Offenses (Column 2 Minus Column 3) (Include Attempts)	5 Total Offenses Cleared by Arrest or Exceptional Means (Include Column 6)	6 Number of Clearances Involving Only Persons Under 18 Years of Age	7 Offenses Where Structures Uninhabited, Abandoned, or not Normally in Use	8 Estimated Value of Property Damage
STRUCTURAL							
C. Storage: Barns, Garages, Warehouses, etc.							
E. Other Commercial: Stores, Restaurants, Offices, etc.	4		4	1			\$56,832
B. Other Residential: Apartments, Tenements, Flats, Hotels, Motels, Inns, Dormitories, Boarding Houses, etc.	2		2	1			\$3,318
F. Community/Public: Churches, Jails, Schools, Colleges, Hospitals, etc.	2		2	2			\$101
G. All Other Structure: Out Buildings, Monuments, Buildings Under Constructions, etc.							
A. Single Occupancy Residential: Houses, Townhouses, Duplexes, etc.	1		1	1			\$200,000
D. Industrial/Manufacturing:							
<b>TOTAL STRUCTURAL</b>	<b>9</b>		<b>9</b>	<b>5</b>			<b>\$260,251</b>
MOBILE							
H. Motor Vehicles: Automobiles, Trucks, Buses, Motorcycles, etc. UCR Definition	3		3	2			\$270,100
I. Other Mobile Property: Trailers, Recreational Vehicles, Airplanes, Boats, etc.	1		1	1			\$50,000
<b>TOTAL MOBILE</b>	<b>4</b>		<b>4</b>	<b>3</b>			<b>\$320,100</b>
OTHER							
J. TOTAL OTHER Crops, Timber, Fences, Signs, etc.	4		4	1			\$889
<b>TOTAL OTHER</b>	<b>4</b>		<b>4</b>	<b>1</b>			<b>\$889</b>
<b>GRAND TOTAL</b>	<b>17</b>		<b>17</b>	<b>9</b>			<b>\$581,240</b>

HUMAN TRAFFICKING OFFENSES

(1) Human Trafficking Classification	(2) Offenses Reported	(3) Unfounded Offenses	(4) Actual Offenses	(5) Offenses Cleared	(6) Juveniles Only
Commercial Sex Acts	1		1		
Involuntary Servitude					
<b>GRAND TOTAL</b>	<b>1</b>		<b>1</b>		

RETURN A - MONTHLY RETURN OF OFFENSES KNOWN TO POLICE

(1) Classification of Offense	(2) Offenses Reported	(3) Unfounded Offenses	(4) Actual Offenses	(5) Offenses Cleared	(6) Juveniles Only
CRIMINAL HOMICIDE					
MURDER/NONNEG MANSLAUGHTER	6	1	5	3	
MANSLAUGHTER BY NEGLIGENCE	1		1		
TOTAL	7	1	6	3	
RAPE					
RAPE	129	13	116	64	1
ATTEMPTS TO COMMIT RAPE	3	1	2	2	
TOTAL	132	14	118	66	1
ROBBERY					
FIREARM	4		4	2	
KNIFE/CUTTING INSTRUMENT	3		3	2	
OTHER DANGEROUS WEAPON	6		6	2	
STRONG-ARM (HANDS, FISTS)	33	1	32	13	
TOTAL	46	1	45	19	
ASSAULT					
FIREARM	71	2	69	42	2
KNIFE OR CUTTING INSTRUMENT	64		64	47	
OTHER DANGEROUS WEAPON	106	3	103	63	5
HANDS, FIST, FEET, AGGRAVATED	92		92	73	1
OTHER ASSAULTS - SIMPLE	721	24	697	452	25
TOTAL	1054	29	1025	677	33
BURGLARY					
FORCIBLE ENTRY	172	1	171	18	2
UNLAWFUL ENTRY - NO FORCE	104	3	101	23	
ATTEMPTED FORCIBLE ENTRY	17	2	15		
TOTAL	293	6	287	41	2
LARCENY-THEFT					
THEFT (EX MOTOR VEHICLE)	1161	19	1142	137	4
TOTAL	1161	19	1142	137	4
MOTOR VEHICLE THEFT					
AUTOS	125	6	119	27	5
TRUCKS AND BUSES	31		31	3	
OTHER VEHICLES	22		22	1	1
TOTAL	178	6	172	31	6
<b>GRAND TOTAL</b>	<b>2871</b>	<b>76</b>	<b>2795</b>	<b>974</b>	<b>46</b>

PROPERTY STOLEN BY CLASSIFICATION

CLASSIFICATION OF OFFENSES	NUMBER ACTUAL OFFENSES	VALUE OF PROPERTY STOLEN
MURDER/NONNEG MANSLAUGHTER	5	
RAPE	118	
ROBBERY		
HIGHWAY (STREET, ALLEYS, ETC.)	13	\$ 21,142
COMMERCIAL HOUSE	12	\$ 767
GAS OR SERVICE STATION	1	\$ 5
CONVENIENCE STORE	3	\$ 58
RESIDENCE	9	\$ 1,734
BANK		
MISCELLANEOUS	7	\$ 4,983
TOTAL ROBBERY	45	\$ 28,689
BURGLARY		
RESIDENCE (DWELLING)		
NIGHT (6PM-6AM)	32	\$ 66,965
DAY (6AM-6PM)	36	\$ 121,754
UNKNOWN	89	\$ 264,821
NON-RESIDENCE (STORE ETC.)		
NIGHT (6PM-6AM)	57	\$ 194,506
DAY (6AM-6PM)	34	\$ 29,405
UNKNOWN	39	\$ 242,096
TOTAL BURGLARY	287	\$ 919,547
LARCENY-THEFT		
\$200 AND OVER	489	\$ 787,258
\$50 TO \$200	228	\$ 22,393
UNDER \$50	425	\$ 6,470
TOTAL	1142	\$ 816,121
6X. NATURE OF LARCENIES UNDER ITEM 6		
POCKET-PICKING	7	\$ 1,328
PURSE-SNATCHING	2	\$ 2,560
SHOPLIFTING	373	\$ 51,766
FROM MOTOR VEHICLE	272	\$ 219,055
MOTOR VEHICLE PARTS & ACCESSORIES	73	\$ 39,224
BICYCLES	45	\$ 28,550
FROM BUILDING(EX C&H)	141	\$ 213,406
FROM COIN-OP MACHINES	2	\$ 550
ALL OTHER	227	\$ 259,682
TOTAL LARCENY	1142	\$ 816,121
MOTOR VEHICLE THEFT	172	\$ 1,368,586
STOLEN & RECOVERED LOCALLY	127	\$ 116,450
STOLEN LOCALLY & RECOVERED OTHER	9	
TOTAL STOLEN OTHER & RECOVERED LOCAL	136	\$ 116,450
STOLEN IN OTHER JURIS & RECOVERED LOCALLY	2	
TOTAL MOTOR VEHICLE THEFT	172	\$ 1,368,586
<b>GRAND TOTAL</b>	<b>1769</b>	<b>\$ 3,132,943</b>

PROPERTY BY TYPE AND VALUE

Type of Property (1)	Monetary Value of Property Stolen in Your Jurisdiction	
	STOLEN (2)	RECOVERED (3)
CURRENCY, NOTES, ETC.	\$ 227,215	\$ 1,958
JEWELRY & PRECIOUS METALS	\$ 144,946	\$ 20,089
CLOTHING AND FURS	\$ 67,026	\$ 6,184
LOCALLY STOLEN MOTOR VEHICLE	\$ 1,533,412	\$ 1,137,250
OFFICE EQUIPMENT	\$ 95,852	\$ 5,892
TV, RADIOS, CAMERAS, ETC.	\$ 80,891	\$ 6,184
FIREARMS	\$ 83,329	\$ 37,273
HOUSEHOLD GOODS	\$ 60,842	\$ 321
CONSUMABLE GOODS	\$ 33,553	\$ 3,251
LIVESTOCK		
MISCELLANEOUS	\$ 805,877	\$ 191,548
<b>GRAND TOTAL</b>	<b>\$ 3,132,943</b>	<b>\$ 1,409,950</b>

LAW ENFORCEMENT OFFICERS KILLED OR ASSAULTED

Type of activity	Total assaults by weapon	Type of Weapon				Type of Assignment						Officer assaults cleared	
		Firearm	Knife or other cutting instrument	Other dangerous weapon	Hands, fists, feet, etc.	Two-officer vehicle	One-officer vehicle		Detective or special assign.		Other		
							Alone	Asst	Alone	Ast	Alone		Asst
A	B	C	D	E	F	G	H	I	J	K	L	M	
1. Responding to disturbance calls (family quarrels, person with firearm, etc.)	36	5	2	2	27		6	30					36
2. Burglaries in progress or pursuing burglary suspects													
3. Robberies in progress or pursuing robbery suspects	1				1			1					1
4. Attempting other arrests	14			2	12		3	10				1	14
5. Civil disorder (riot, mass disobedience, etc.)													
6. Handling, transporting, custody of prisoners	3				3		1	2					3
7. Investigating suspicious persons or circumstances	2			1	1	1	1						1
8. Ambush – no warning													
9. Mentally deranged	2			1	1		1	1					2
10. Traffic pursuits and stops	5			1	4			5					5
11. All other	1				1		1						1
<b>12. TOTAL (1-11)</b>	<b>64</b>	<b>5</b>	<b>2</b>	<b>7</b>	<b>50</b>	<b>1</b>	<b>13</b>	<b>49</b>				<b>1</b>	<b>63</b>
13. Number with person injury	16			2	14								
14. Number without personal injury	48	5	2	5	36								

15. Time of assaults	12 AM	2 AM	4 AM	6 AM	8 AM	10 AM	NOON	2 PM	4 PM	6 PM	8 PM	10 PM	UNK
	6	4	6		1	3	1	1	10	9	11	12	



AGE, SEX AND RACE OF PERSONS ARRESTED  
18 Years of age and over

CLASSIFICATIONS OF OFFENSES	UCR	SEX	AGE													TOT	RACE							
			18	19	20	21	22	23	24	25-29	30-34	35-39	40-44	45-49	50-54		55-59	60-64	65 OV	WHT	BLK	IND	ASN	PAC
MURDER/NONNEG MANSLAUGHTER	01A	M		1									1						2	2	1			
		F											1						1					
MANSLAUGHTER BY NEGLIGENCE	01B	M																						
		F																						
RAPE	02	M	1					1	1	2	1		1	1		2			10	2			7	1
		F																						
ROBBERY	03	M			2			1	1	3	2	1		1					11	5	3	5		1
		F										1	1	1					3					
AGGRAVATED ASSAULT	04	M		3	5	2	7	3	3	24	14	16	16	5	7	6	5	2	118	63	19	66	7	
		F	3	2	1	3		1	2	5	8	2	3	2	2	2		1	37					
BURGLARY	05	M				1	3	2		4	7	8	1	1	1	1	2		31	21	3	14		
		F	1			1					1	2		1		1			7					
LARCENY	06	M	2	2	2	5		3	1	13	11	19	7	6	3	4	1		79	73	7	38	5	
		F	1		1		1	2	1	9	11	7	5	3	2		1		44					
MOTOR VEHICLE THEFT	07	M								4	2	3	3			1			13	10	2	6	1	
		F								2	1	2				1			6					
OTHER ASSAULTS	08	M	3	3	6	4	1	5	4	47	45	34	26	12	10	16	6	4	226	115	25	184	12	
		F	2	2	3	6	3	1	6	18	22	16	15	5	6	2	1	2	110					
ARSON	09	M		1										1					2	2			1	
		F												1					1					
FORGERY	10	M								1			1						2	2	1	1		
		F										1	1						2					
FRAUD	11	M					1				3	2		3	1				10	5	4	8	1	
		F	1		1					2	1	1			2				8					
EMBEZZLEMENT	12	M	2	1									1						4	4			1	
		F				1													1					
STOLEN PROPERTY	13	M					1			2	2	1	1						7	4	1	3		
		F						1											1					
VANDALISM	14	M	1	2	1		1	2	1	8	9	9	5	3	2		1		45	30	5	28	2	1
		F			1		1		1	5	7	2	3					1	21					
WEAPONS	15	M		1		1		1		5		5	5	2			1		21	16	5	3		
		F									1	1		1					3					
PROSTITUTION AND COMMERCIALIZED VICE	16	M																						
		F																						
PROSTITUTION	16a	M																						
		F																						

AGE, SEX AND RACE OF PERSONS ARRESTED  
18 Years of age and over

CLASSIFICATIONS OF OFFENSES	UCR	SEX	AGE														TOT	RACE						
			18	19	20	21	22	23	24	25-29	30-34	35-39	40-44	45-49	50-54	55-59		60-64	65 OV	WHT	BLK	IND	ASN	PAC
ASSISTING OR PROMOTING PROSTITUTION	16b	M																						
		F																						
PURCHASING PROSTITUTION	16c	M																						
		F																						
SEX OFFENSES	17	M	2								5	1		2	2	3			15	3		13		
		F			1														1					
DRUG/SALE/MAN	180	M										1						1	1	1	1			
		F							1		1								2					
NARCOTICS	180a	M																	1					
		F									1								1					
MARIJUANA	180b	M																						
		F																						
SYNTHETIC NARC	180c	M																						
		F																						
OTHER/NON-NARC	180d	M										1							1		1			
		F								1									1					
DRUG/POSSESSION	185	M	2	1			1	2		8	13	10	4	2	1				44	47	3	8	7	1
		F	1				1	1		5	4	4	2	3		1			22					
NARCOTICS	185e	M					2		2	6	1	1	1						13	13	1	2	2	1
		F							3	1	1	1							6					
MARIJUANA	185f	M	2	1															3	3		1		
		F	1																1					
SYNTHETIC NARC	185g	M							1	1	3	1							6	7		1	1	
		F								1	1	1							3					
OTHER/NON-NARC	185h	M					1		5	6	6	2	1	1					22	24	2	4	4	
		F					1	1		2	2	2		3		1			12					
GAMBLING	19	M																						
		F																						
BOOKMAKING	19a	M																						
		F																						
NUMBERS	19b	M																						
		F																						
OTHER GAMBLING	19c	M																						
		F																						
FAMILY/CHILD	20	M				1						1	1		1				4	3		5		
		F								1	1	2							4					

AGE, SEX AND RACE OF PERSONS ARRESTED  
18 Years of age and over

CLASSIFICATIONS OF OFFENSES	UCR	SEX	AGE																	TOT	RACE				
			18	19	20	21	22	23	24	25-29	30-34	35-39	40-44	45-49	50-54	55-59	60-64	65 OV	WHT		BLK	IND	ASN	PAC	
DRIVING INFLUENCE	21	M	4	5	5	14	6	6	10	36	33	22	10	16	12	8	13	4	204	186	18	68	12		
		F	2	1	5	3	2	2	1	19	12	6	6	4	4	5	6	2	80						
LIQUOR LAWS	22	M	3		1	2		1			1				1			9	4		6				
		F				1													1						
DRUNKENNESS	23	M						1					1					2	1		4				
		F		1			1			1									3						
DISORDERLY CONDUCT	24	M			1		5		3	7	7	6	4	3		2		38	9	3	35	2			
		F					2			2	2	4		1					11						
VAGRANCY	25	M								2								2	1		1				
		F																							
ALL OTHER	26	M	3	4	6	8	12	12	6	73	88	78	53	44	36	42	15	19	499	361	48	291	33	2	
		F		4	9	8	11	7	4	49	48	43	17	10	5	12	5	4	236						
SUSPICION	27	M																							
		F																							
HUMAN TRAFFICKING/COMMERCIAL SEX ACTS	30	M																							
		F																							
HUMAN TRAFFICKING/INVOLUNTARY SERVITUDE	31	M																							
		F																							
TOTAL BY SEX		M	23	24	29	38	38	40	30	239	238	221	142	100	77	84	47	29	1399	970	149	797	83	5	
		F	11	10	22	23	22	15	17	118	123	93	53	30	21	24	13	10	605						
<b>GRAND TOTAL</b>			<b>34</b>	<b>34</b>	<b>51</b>	<b>61</b>	<b>60</b>	<b>55</b>	<b>47</b>	<b>357</b>	<b>361</b>	<b>314</b>	<b>195</b>	<b>130</b>	<b>98</b>	<b>108</b>	<b>60</b>	<b>39</b>	<b>2004</b>	<b>970</b>	<b>149</b>	<b>797</b>	<b>83</b>	<b>5</b>	

AGE, SEX AND RACE OF PERSONS ARRESTED  
under 18 Years of age

CLASSIFICATIONS OF OFFENSES	UCR	SEX	AGE							TOT	RACE				
			Under 10	10-12	13-14	15	16	17	WHT		BLK	IND	ASN	PAC	
			MURDER/NONNEG MANSLAUGHTER	01A	M						1	1	2		2
		F													
MANSLAUGHTER BY NEGLIGENCE	01B	M													
		F													
RAPE	02	M				1			1				1		
		F													
ROBBERY	03	M													
		F													
AGGRAVATED ASSAULT	04	M			3	1	1		5	1			4		
		F													
BURGLARY	05	M		2		1	1		4				4		
		F													
LARCENY	06	M			1	3			4	4					
		F													
MOTOR VEHICLE THEFT	07	M			1			2	3	2	2	3			
		F		1	2	1			4						
OTHER ASSAULTS	08	M	1	5	2	2	2	3	15	6	1	7	2		
		F				1			1						
ARSON	09	M		2	1	1			4				4		
		F													
FORGERY	10	M													
		F													
FRAUD	11	M											1		
		F			1				1						
EMBEZZLEMENT	12	M											1		
		F						1	1						
STOLEN PROPERTY	13	M													
		F													
VANDALISM	14	M		2	4		1	1	8	6		5	1		
		F		1	1	1	1		4						
WEAPONS	15	M													
		F													
PROSTITUTION	16	M													
		F													
PROSTITUTION	16a	M													
		F													

AGE, SEX AND RACE OF PERSONS ARRESTED  
under 18 Years of age

CLASSIFICATIONS OF OFFENSES	UCR	SEX	AGE						TOT	RACE				
			Under 10	10-12	13-14	15	16	17		WHT	BLK	IND	ASN	PAC
			ASSISTING OR PROMOTING PROSTITUTION	16b	M									
		F												
PURCHASING PROSTITUTION	16c	M												
		F												
SEX OFFENSES	17	M			1			1	2	1	1			
		F												
<b>DRUG/SALE/MAN</b>	180	M					1		1	1				
		F												
NARCOTICS	180a	M												
		F												
MARIJUANA	180b	M					1		1	1				
		F												
SYNTHETIC NARC	180c	M												
		F												
OTHER/NON-NARC	180d	M												
		F												
<b>DRUG/POSSESSION</b>	185	M								2				
		F				1		1	2					
NARCOTICS	185e	M												
		F												
MARIJUANA	185f	M								2				
		F				1		1	2					
SYNTHETIC NARC	185g	M												
		F												
OTHER/NON-NARC	185h	M												
		F												
<b>GAMBLING</b>	19	M												
		F												
BOOKMAKING	19a	M												
		F												
NUMBERS	19b	M												
		F												
OTHER GAMBLING	19c	M												
		F												
FAMILY/CHILD	20	M												
		F												

AGE, SEX AND RACE OF PERSONS ARRESTED  
under 18 Years of age

CLASSIFICATIONS OF OFFENSES	UCR	SEX	AGE							TOT	RACE				
			Under 10	10-12	13-14	15	16	17	WHT		BLK	IND	ASN	PAC	
			DRIVING INFLUENCE	21	M						2	3	5	6	
		F						1	1						
LIQUOR LAWS	22	M					1	5	6	9		5			
		F				2	3	3	8						
DRUNKENNESS	23	M													
		F													
DISORDERLY CONDUCT	24	M													
		F													
VAGRANCY	25	M													
		F													
ALL OTHER	26	M			1	1	3	2	7	8	1	1			
		F			1		1	1	3						
SUSPICION	27	M													
		F													
CURFEW	28	M													
		F													
RUN-AWAYS	29	M													
		F													
HUMAN TRAFFICKING/COMMERCIAL SEX ACTS	30	M													
		F													
HUMAN TRAFFICKING/INVOLUNTARY SERVITUDE	31	M													
		F													
TOTAL BY SEX		M	1	11	14	10	13	18	67	46	7	36	3		
		F		2	5	6	5	7	25						
GRAND TOTAL			1	13	19	16	18	25	92	46	7	36	3		

MONTHLY RETURN OF ARSON OFFENSES KNOWN TO LAW ENFORCEMENT

1 PROPERTY CLASSIFICATION	2 Offenses Reported or Known to Police (Include Unfounded and attempts)	3 Unfounded, i.e. False or Baseless Complaints	4 Number of Actual Offenses (Column 2 Minus Column 3) (Include Attempts)	5 Total Offenses Cleared by Arrest or Exceptional Means (Include Column 6)	6 Number of Clearances Involving Only Persons Under 18 Years of Age	7 Offenses Where Structures Uninhabited, Abandoned, or not Normally in Use	8 Estimated Value of Property Damage
STRUCTURAL							
G. All Other Structure: Out Buildings, Monuments, Buildings Under Constructions, etc.							
C. Storage: Barns, Garages, Warehouses, etc.				1	1		
F. Community/Public: Churches, Jails, Schools, Colleges, Hosptials, etc.	2		2	1	1		\$60,001
A. Single Occupancy Residential: Houses, Townhouses, Duplexes, etc.	1		1				\$150,000
D. Industrial/Manufacturing:							
E. Other Commercial: Stores, Restaurants, Offices, etc.	2		2	2			\$4,000
B. Other Residential: Apartments, Tenements, Flats, Hotels, Motels, Inns, Dormitories, Boarding Houses, etc.	4		4	1			\$19,532
<b>TOTAL STRUCTURAL</b>	<b>9</b>		<b>9</b>	<b>5</b>	<b>2</b>		<b>\$233,533</b>
MOBILE							
H. Motor Vehicles: Automobiles, Trucks, Buses, Motorcycles, etc. UCR Definition	2		2				\$11,000
I. Other Mobile Property: Trailers, Recreational Vehicles, Airplanes, Boats, etc.							
<b>TOTAL MOBILE</b>	<b>2</b>		<b>2</b>				<b>\$11,000</b>
OTHER							
J. TOTAL OTHER Crops, Timber, Fences, Signs, etc.	2		2				\$150
<b>TOTAL OTHER</b>	<b>2</b>		<b>2</b>				<b>\$150</b>
<b>GRAND TOTAL</b>	<b>13</b>		<b>13</b>	<b>5</b>	<b>2</b>		<b>\$244,683</b>

RETURN A - MONTHLY RETURN OF OFFENSES KNOWN TO POLICE

(1) Classification of Offense	(2) Offenses Reported	(3) Unfounded Offenses	(4) Actual Offenses	(5) Offenses Cleared	(6) Juveniles Only
CRIMINAL HOMICIDE					
MURDER/NONNEG MANSLAUGHTER	13		13	12	
MANSLAUGHTER BY NEGLIGENCE					
TOTAL	13		13	12	
RAPE					
RAPE	101	7	94	11	2
ATTEMPTS TO COMMIT RAPE	4	1	3	1	
TOTAL	105	8	97	12	2
ROBBERY					
FIREARM	7		7	1	
KNIFE/CUTTING INSTRUMENT	3		3		
OTHER DANGEROUS WEAPON	10		10	1	
STRONG-ARM (HANDS, FISTS)	27		27	14	1
TOTAL	47		47	16	1
ASSAULT					
FIREARM	72	1	71	47	1
KNIFE OR CUTTING INSTRUMENT	38		38	28	
OTHER DANGEROUS WEAPON	84	1	83	55	
HANDS, FIST, FEET, AGGRAVATED	72	1	71	44	4
OTHER ASSAULTS - SIMPLE	699	18	681	447	19
TOTAL	965	21	944	621	24
BURGLARY					
FORCIBLE ENTRY	132		132	12	1
UNLAWFUL ENTRY - NO FORCE	51		51	14	1
ATTEMPTED FORCIBLE ENTRY	8	2	6	1	
TOTAL	191	2	189	27	2
LARCENY-THEFT					
THEFT (EX MOTOR VEHICLE)	843	11	832	104	6
TOTAL	843	11	832	104	6
MOTOR VEHICLE THEFT					
AUTOS	88	4	84	17	1
TRUCKS AND BUSES	32	1	31	5	
OTHER VEHICLES	9		9	1	
TOTAL	129	5	124	23	1
<b>GRAND TOTAL</b>	<b>2293</b>	<b>47</b>	<b>2246</b>	<b>815</b>	<b>36</b>



PROPERTY STOLEN BY CLASSIFICATION

CLASSIFICATION OF OFFENSES	NUMBER ACTUAL OFFENSES	VALUE OF PROPERTY STOLEN
MURDER/NONNEG MANSLAUGHTER	13	
RAPE	97	
ROBBERY		
HIGHWAY (STREET, ALLEYS, ETC.)	12	\$ 28,325
COMMERCIAL HOUSE	10	\$ 3,452
GAS OR SERVICE STATION	6	\$ 784
CONVENIENCE STORE	1	\$ 304
RESIDENCE	7	\$ 2,639
BANK		
MISCELLANEOUS	11	\$ 1,057
TOTAL ROBBERY	47	\$ 36,561
BURGLARY		
RESIDENCE (DWELLING)		
NIGHT (6PM-6AM)	13	\$ 12,474
DAY (6AM-6PM)	30	\$ 78,285
UNKNOWN	70	\$ 202,696
NON-RESIDENCE (STORE ETC.)		
NIGHT (6PM-6AM)	26	\$ 45,579
DAY (6AM-6PM)	23	\$ 36,611
UNKNOWN	27	\$ 47,437
TOTAL BURGLARY	189	\$ 423,082
LARCENY-THEFT		
\$200 AND OVER	374	\$ 748,172
\$50 TO \$200	144	\$ 20,560
UNDER \$50	314	\$ 5,486
TOTAL	832	\$ 774,218
6X. NATURE OF LARCENIES UNDER ITEM 6		
POCKET-PICKING	1	\$ 12
PURSE-SNATCHING		
SHOPLIFTING	277	\$ 33,558
FROM MOTOR VEHICLE	190	\$ 195,168
MOTOR VEHICLE PARTS & ACCESSORIES	43	\$ 50,424
BICYCLES	13	\$ 8,780
FROM BUILDING(EX C&H)	142	\$ 184,535
FROM COIN-OP MACHINES	1	\$ 150
ALL OTHER	165	\$ 301,591
TOTAL LARCENY	832	\$ 774,218
MOTOR VEHICLE THEFT	124	\$ 1,263,933
STOLEN & RECOVERED LOCALLY	117	
STOLEN LOCALLY & RECOVERED OTHER	3	
TOTAL STOLEN OTHER & RECOVERED LOCAL	120	
STOLEN IN OTHER JURIS & RECOVERED LOCALLY	5	
TOTAL MOTOR VEHICLE THEFT	124	\$ 1,263,933
<b>GRAND TOTAL</b>	<b>1301</b>	<b>\$ 2,497,794</b>

## PROPERTY BY TYPE AND VALUE

Type of Property (1)	Monetary Value of Property Stolen in Your Jurisdiction	
	STOLEN (2)	RECOVERED (3)
CURRENCY, NOTES, ETC.	\$ 112,408	\$ 6,430
JEWELRY & PRECIOUS METALS	\$ 129,462	\$ 1,803
CLOTHING AND FURS	\$ 75,529	\$ 5,707
LOCALLY STOLEN MOTOR VEHICLE	\$ 1,257,556	\$ 1,235,493
OFFICE EQUIPMENT	\$ 87,129	\$ 2,785
TV, RADIOS, CAMERAS, ETC.	\$ 47,527	\$ 2,948
FIREARMS	\$ 57,828	\$ 12,812
HOUSEHOLD GOODS	\$ 20,271	\$ 334
CONSUMABLE GOODS	\$ 14,888	\$ 1,046
LIVESTOCK	\$ 1,000	\$ 1,000
MISCELLANEOUS	\$ 694,196	\$ 83,711
<b>GRAND TOTAL</b>	<b>\$ 2,497,794</b>	<b>\$ 1,354,069</b>

LAW ENFORCEMENT OFFICERS KILLED OR ASSAULTED

Type of activity	Total assaults by weapon	Type of Weapon				Type of Assignment							Officer assaults cleared
		Firearm	Knife or other cutting instrument	Other dangerous weapon	Hands, fists, feet, etc.	Two-officer vehicle	One-officer vehicle		Detective or special assign.		Other		
							Alone	Asst	Alone	Ast	Alone	Asst	
A	B	C	D	E	F	G	H	I	J	K	L	M	
1. Responding to disturbance calls (family quarrels, person with firearm, etc.)	17			1	16	1	2	14					16
2. Burglaries in progress or pursuing burglary suspects													
3. Robberies in progress or pursuing robbery suspects													
4. Attempting other arrests	31	3	4	4	20			31					31
5. Civil disorder (riot, mass disobedience, etc.)													
6. Handling, transporting, custody of prisoners	2				2			2					2
7. Investigating suspicious persons or circumstances	5	3		1	1			5					5
8. Ambush – no warning													
9. Mentally deranged	3				3			3					3
10. Traffic pursuits and stops	6			4	2		2	4					5
11. All other	4		2	1	1			4					4
<b>12. TOTAL (1-11)</b>	<b>68</b>	<b>6</b>	<b>6</b>	<b>11</b>	<b>45</b>	<b>1</b>	<b>4</b>	<b>63</b>					<b>66</b>
13. Number with person injury	9			2	7								
14. Number without personal injury	59	6	6	9	38								

15. Time of assaults	12 AM	2 AM	4 AM	6 AM	8 AM	10 AM	NOON	2 PM	4 PM	6 PM	8 PM	10 PM	UNK
	9	6	8	3	6	3	2	3	4	2	9	13	

AGE, SEX AND RACE OF PERSONS ARRESTED  
18 Years of age and over

CLASSIFICATIONS OF OFFENSES	UCR	SEX	AGE														TOT	RACE							
			18	19	20	21	22	23	24	25-29	30-34	35-39	40-44	45-49	50-54	55-59		60-64	65 OV	WHT	BLK	IND	ASN	PAC	
MURDER/NONNEG MANSLAUGHTER	01A	M	1								1	2			1	1				6	1		1	4	
		F																							
MANSLAUGHTER BY NEGLIGENCE	01B	M																							
		F																							
RAPE	02	M			1	1					2		2		1		2			9	2		6	1	
		F																							
ROBBERY	03	M					1		1	2	2	3	1	1					11	5	4	5			
		F							1	1			1						3						
AGGRAVATED ASSAULT	04	M	1	2	5	2	4	1	3	16	22	16	9	8	2	5	2	2	100	58	16	43	8	4	
		F		1	2					7	6	3	2	6			2		29						
BURGLARY	05	M		1			1			2	4	4	4	1				1	18	13	1	6	1		
		F						1	1				1						3						
LARCENY	06	M	1	2				3		13	17	11	7	3	4	2	1	3	67	50	6	37	2	1	
		F		1	1	1		1	3	6	6	7	1		1	1			29						
MOTOR VEHICLE THEFT	07	M		1		1	2			4	4			1					13	10		11			
		F		1				1		2	1	1	2						8						
OTHER ASSAULTS	08	M	7	1	6	9	8	11	6	29	50	38	22	23	16	8	5	4	243	134	19	188	13		
		F	6	1	4	6	2	6	5	22	21	9	9	7	7	3	2	1	111						
ARSON	09	M									2		1						3	2		1			
		F																							
FORGERY	10	M						1			1								2	3		2			
		F								1	2								3						
FRAUD	11	M									2	3			1				6	8	2	7	1		
		F		1		1		1		3	2	2				1	1		12						
EMBEZZLEMENT	12	M	2																2	1	1				
		F																							
STOLEN PROPERTY	13	M									1	1							2		1	1			
		F																							
VANDALISM	14	M		1	1	1		6	3	11	7	8	4	2	2		1	1	48	23	10	27	2		
		F	1		1				1	4	1	2		1	1	1		1	14						
WEAPONS	15	M	1		1	3	1		1	5	9	3		3	1				28	23	3	5			
		F								1	1				1				3						
PROSTITUTION	16	M																							
		F																							
PROSTITUTION	16a	M																							
		F																							

AGE, SEX AND RACE OF PERSONS ARRESTED  
18 Years of age and over

CLASSIFICATIONS OF OFFENSES	UCR	SEX	AGE														TOT	RACE						
			18	19	20	21	22	23	24	25-29	30-34	35-39	40-44	45-49	50-54	55-59		60-64	65 OV	WHT	BLK	IND	ASN	PAC
ASSISTING OR PROMOTING PROSTITUTION	16b	M																						
		F																						
PURCHASING PROSTITUTION	16c	M																						
		F																						
SEX OFFENSES	17	M					1		1		1	2		2	1	2	1	1	12	4	3	6		
		F											1						1					
DRUG/SALE/MAN	180	M										1							1		1			
		F										1							1					
NARCOTICS	180a	M										1							1					
		F																						
MARIJUANA	180b	M																						
		F																						
SYNTHETIC NARC	180c	M																						
		F																						
OTHER/NON-NARC	180d	M																			1			
		F																				1		
DRUG/POSSESSION	185	M				1	2		1	4	6	7	1	3		1	1		27	14	5	14	2	
		F	1			1				1	2	1	1	1					8					
NARCOTICS	185e	M					2		1	2	3	2		2					12	9	2	3		
		F				1					1								2					
MARIJUANA	185f	M									1	1							2			3		
		F	1																1					
SYNTHETIC NARC	185g	M								1	1						1		3		1	2		
		F																						
OTHER/NON-NARC	185h	M				1				1	1	4	1	1			1		10	5	2	6	2	
		F								1	1	1	1	1					5					
GAMBLING	19	M																						
		F																						
BOOKMAKING	19a	M																						
		F																						
NUMBERS	19b	M																						
		F																						
OTHER GAMBLING	19c	M																						
		F																						
FAMILY/CHILD	20	M																		2		1		
		F							1					1	1				3					

AGE, SEX AND RACE OF PERSONS ARRESTED  
18 Years of age and over

CLASSIFICATIONS OF OFFENSES	UCR	SEX	AGE															TOT	RACE					
			18	19	20	21	22	23	24	25-29	30-34	35-39	40-44	45-49	50-54	55-59	60-64		65 OV	WHT	BLK	IND	ASN	PAC
DRIVING INFLUENCE	21	M	4	2	3	4	6	3	9	38	28	23	10	10	13	9	6	2	170	156	24	55	9	2
		F		3	1	2	2	1	2	14	16	13	10	4	3	2	2	1	76					
LIQUOR LAWS	22	M											1			3		4			5			
		F	1															1						
DRUNKENNESS	23	M																			1			
		F			1														1					
DISORDERLY CONDUCT	24	M	1			3	1	1		3	1	4	6	1	2		3		26	13	4	26		
		F		1	3		1	1		3	3	2			1	1	1		17					
VAGRANCY	25	M				1				1				2				4	2	1	1			
		F																						
ALL OTHER	26	M	2	7	4	20	10	11	16	100	110	86	60	51	34	40	16	9	576	419	46	308	32	3
		F	2	3	8	6	7	6	5	39	45	43	20	19	12	10	4	3	232					
SUSPICION	27	M																						
		F																						
HUMAN TRAFFICKING/COMMERCIAL SEX ACTS	30	M																						
		F																						
HUMAN TRAFFICKING/INVOLUNTARY SERVITUDE	31	M																						
		F																						
TOTAL BY SEX		M	20	17	21	46	37	37	41	231	269	212	126	113	77	72	36	23	1378	943	147	758	75	10
		F	11	12	21	17	12	19	18	104	107	83	49	39	26	19	12	6	555					
<b>GRAND TOTAL</b>			<b>31</b>	<b>29</b>	<b>42</b>	<b>63</b>	<b>49</b>	<b>56</b>	<b>59</b>	<b>335</b>	<b>376</b>	<b>295</b>	<b>175</b>	<b>152</b>	<b>103</b>	<b>91</b>	<b>48</b>	<b>29</b>	<b>1933</b>	<b>943</b>	<b>147</b>	<b>758</b>	<b>75</b>	<b>10</b>

AGE, SEX AND RACE OF PERSONS ARRESTED  
under 18 Years of age

CLASSIFICATIONS OF OFFENSES	UCR	SEX	AGE							TOT	RACE				
			Under 10	10-12	13-14	15	16	17	WHT		BLK	IND	ASN	PAC	
MURDER/NONNEG MANSLAUGHTER	01A	M						1	1			1			
		F													
MANSLAUGHTER BY NEGLIGENCE	01B	M													
		F													
RAPE	02	M			1				1			1			
		F													
ROBBERY	03	M				1			1	1					
		F													
AGGRAVATED ASSAULT	04	M			2			2	4	2		1	1		
		F													
BURGLARY	05	M		2		1	1		4			4			
		F													
LARCENY	06	M		2				2	4	5		2			
		F		1	1	1			3						
MOTOR VEHICLE THEFT	07	M					1		1			1			
		F													
OTHER ASSAULTS	08	M		2	2	2	2	2	10	10	3	4			
		F			1		1	5	7						
ARSON	09	M													
		F													
FORGERY	10	M													
		F													
FRAUD	11	M													
		F													
EMBEZZLEMENT	12	M													
		F													
STOLEN PROPERTY	13	M													
		F													
VANDALISM	14	M			1	3		1	5	2	1	4			
		F						2	2						
WEAPONS	15	M													
		F													
PROSTITUTION	16	M													
		F													
PROSTITUTION	16a	M													
		F													

AGE, SEX AND RACE OF PERSONS ARRESTED  
under 18 Years of age

CLASSIFICATIONS OF OFFENSES	UCR	SEX	AGE						TOT	RACE				
			Under 10	10-12	13-14	15	16	17		WHT	BLK	IND	ASN	PAC
			ASSISTING OR PROMOTING PROSTITUTION	16b	M									
		F												
PURCHASING PROSTITUTION	16c	M												
		F												
SEX OFFENSES	17	M												
		F												
<b>DRUG/SALE/MAN</b>	180	M												
		F												
NARCOTICS	180a	M												
		F												
MARIJUANA	180b	M												
		F												
SYNTHETIC NARC	180c	M												
		F												
OTHER/NON-NARC	180d	M												
		F												
<b>DRUG/POSSESSION</b>	185	M						1	1			1	1	
		F						1	1					
NARCOTICS	185e	M						1	1				1	
		F												
MARIJUANA	185f	M												
		F												
SYNTHETIC NARC	185g	M												
		F												
OTHER/NON-NARC	185h	M										1		
		F						1	1					
<b>GAMBLING</b>	19	M												
		F												
BOOKMAKING	19a	M												
		F												
NUMBERS	19b	M												
		F												
OTHER GAMBLING	19c	M												
		F												
FAMILY/CHILD	20	M												
		F												



AGE, SEX AND RACE OF PERSONS ARRESTED  
under 18 Years of age

CLASSIFICATIONS OF OFFENSES	UCR	SEX	AGE							TOT	RACE				
			Under 10	10-12	13-14	15	16	17	WHT		BLK	IND	ASN	PAC	
			DRIVING INFLUENCE	21	M				1		1	1	3	2	
		F						1	1						
LIQUOR LAWS	22	M													
		F													
DRUNKENNESS	23	M													
		F													
DISORDERLY CONDUCT	24	M													
		F													
VAGRANCY	25	M													
		F													
ALL OTHER	26	M						1	1	4		1			
		F			1			3	4						
SUSPICION	27	M													
		F													
CURFEW	28	M													
		F													
RUN-AWAYS	29	M													
		F													
HUMAN TRAFFICKING/COMMERCIAL SEX ACTS	30	M													
		F													
HUMAN TRAFFICKING/INVOLUNTARY SERVITUDE	31	M													
		F													
TOTAL BY SEX		M		6	6	8	5	11	36	26	4	21	3		
		F		1	3	1	2	11	18						
GRAND TOTAL				7	9	9	7	22	54	26	4	21	3		

MONTHLY RETURN OF ARSON OFFENSES KNOWN TO LAW ENFORCEMENT

1 PROPERTY CLASSIFICATION	2 Offenses Reported or Known to Police (Include Unfounded and attempts)	3 Unfounded, i.e. False or Baseless Complaints	4 Number of Actual Offenses (Column 2 Minus Column 3) (Include Attempts)	5 Total Offenses Cleared by Arrest or Exceptional Means (Include Column 6)	6 Number of Clearances Involving Only Persons Under 18 Years of Age	7 Offenses Where Structures Uninhabited, Abandoned, or not Normally in Use	8 Estimated Value of Property Damage
STRUCTURAL							
D. Industrial/Manufacturing:							
B. Other Residential: Apartments, Tenements, Flats, Hotels, Motels, Inns, Dormitories, Boarding Houses, etc.	3		3	2	1	1	\$131,500
F. Community/Public: Churches, Jails, Schools, Colleges, Hospitals, etc.	1		1				\$1,000
G. All Other Structure: Out Buildings, Monuments, Buildings Under Constructions, etc.							
E. Other Commercial: Stores, Restaurants, Offices, etc.	1		1	1			\$1,000
C. Storage: Barns, Garages, Warehouses, etc.							
A. Single Occupancy Residential: Houses, Townhouses, Duplexes, etc.	2		2	2			
<b>TOTAL STRUCTURAL</b>	<b>7</b>		<b>7</b>	<b>5</b>	<b>1</b>	<b>1</b>	<b>\$133,500</b>
MOBILE							
H. Motor Vehicles: Automobiles, Trucks, Buses, Motorcycles, etc. UCR Definition	2		2				\$2,500
I. Other Mobile Property: Trailers, Recreational Vehicles, Airplanes, Boats, etc.							
<b>TOTAL MOBILE</b>	<b>2</b>		<b>2</b>				<b>\$2,500</b>
OTHER							
J. TOTAL OTHER Crops, Timber, Fences, Signs, etc.							
<b>TOTAL OTHER</b>							
<b>GRAND TOTAL</b>	<b>9</b>		<b>9</b>	<b>5</b>	<b>1</b>	<b>1</b>	<b>\$136,000</b>

RETURN A - MONTHLY RETURN OF OFFENSES KNOWN TO POLICE

(1) Classification of Offense	(2) Offenses Reported	(3) Unfounded Offenses	(4) Actual Offenses	(5) Offenses Cleared	(6) Juveniles Only
CRIMINAL HOMICIDE					
MURDER/NONNEG MANSLAUGHTER	2	1	1	3	
MANSLAUGHTER BY NEGLIGENCE					
TOTAL	2	1	1	3	
RAPE					
RAPE	57	6	51	21	1
ATTEMPTS TO COMMIT RAPE	3		3	2	
TOTAL	60	6	54	23	1
ROBBERY					
FIREARM	4		4	3	
KNIFE/CUTTING INSTRUMENT	5		5	2	
OTHER DANGEROUS WEAPON	8		8	2	
STRONG-ARM (HANDS, FISTS)	22		22	13	1
TOTAL	39		39	20	1
ASSAULT					
FIREARM	80	1	79	39	
KNIFE OR CUTTING INSTRUMENT	63		63	47	5
OTHER DANGEROUS WEAPON	112		112	83	5
HANDS, FIST, FEET, AGGRAVATED	71	2	69	52	1
OTHER ASSAULTS - SIMPLE	710	25	685	454	33
TOTAL	1036	28	1008	675	44
BURGLARY					
FORCIBLE ENTRY	123		123	11	
UNLAWFUL ENTRY - NO FORCE	74	1	73	30	1
ATTEMPTED FORCIBLE ENTRY	5		5		
TOTAL	202	1	201	41	1
LARCENY-THEFT					
THEFT (EX MOTOR VEHICLE)	855	14	841	130	4
TOTAL	855	14	841	130	4
MOTOR VEHICLE THEFT					
AUTOS	111	2	109	25	2
TRUCKS AND BUSES	57		57	9	1
OTHER VEHICLES	15	1	14	1	
TOTAL	183	3	180	35	3
<b>GRAND TOTAL</b>	<b>2377</b>	<b>53</b>	<b>2324</b>	<b>927</b>	<b>54</b>

PROPERTY STOLEN BY CLASSIFICATION

CLASSIFICATION OF OFFENSES	NUMBER ACTUAL OFFENSES	VALUE OF PROPERTY STOLEN
MURDER/NONNEG MANSLAUGHTER	1	
RAPE	54	
ROBBERY		
HIGHWAY (STREET, ALLEYS, ETC.)	9	\$ 2,091
COMMERCIAL HOUSE	10	\$ 861
GAS OR SERVICE STATION	1	\$ 115
CONVENIENCE STORE	2	\$ 79
RESIDENCE	7	\$ 1,729
BANK		
MISCELLANEOUS	10	\$ 2,712
TOTAL ROBBERY	39	\$ 7,587
BURGLARY		
RESIDENCE (DWELLING)		
NIGHT (6PM-6AM)	23	\$ 120,131
DAY (6AM-6PM)	23	\$ 47,822
UNKNOWN	57	\$ 117,381
NON-RESIDENCE (STORE ETC.)		
NIGHT (6PM-6AM)	35	\$ 59,769
DAY (6AM-6PM)	40	\$ 13,851
UNKNOWN	23	\$ 29,757
TOTAL BURGLARY	201	\$ 388,711
LARCENY-THEFT		
\$200 AND OVER	381	\$ 435,321
\$50 TO \$200	184	\$ 18,804
UNDER \$50	276	\$ 3,841
TOTAL	841	\$ 457,966
6X. NATURE OF LARCENIES UNDER ITEM 6		
POCKET-PICKING		
PURSE-SNATCHING		
SHOPLIFTING	253	\$ 53,663
FROM MOTOR VEHICLE	217	\$ 135,609
MOTOR VEHICLE PARTS & ACCESSORIES	55	\$ 38,789
BICYCLES	6	\$ 4,288
FROM BUILDING(EX C&H)	125	\$ 90,384
FROM COIN-OP MACHINES		
ALL OTHER	185	\$ 135,233
TOTAL LARCENY	841	\$ 457,966
MOTOR VEHICLE THEFT	180	\$ 1,329,455
STOLEN & RECOVERED LOCALLY	151	
STOLEN LOCALLY & RECOVERED OTHER	10	
TOTAL STOLEN OTHER & RECOVERED LOCAL	161	
STOLEN IN OTHER JURIS & RECOVERED LOCALLY	3	
TOTAL MOTOR VEHICLE THEFT	180	\$ 1,329,455
<b>GRAND TOTAL</b>	<b>1316</b>	<b>\$ 2,183,719</b>

PROPERTY BY TYPE AND VALUE

Type of Property (1)	Monetary Value of Property Stolen in Your Jurisdiction	
	STOLEN (2)	RECOVERED (3)
CURRENCY, NOTES, ETC.	\$ 42,366	\$ 140
JEWELRY & PRECIOUS METALS	\$ 47,390	\$ 1,128
CLOTHING AND FURS	\$ 54,830	\$ 5,610
LOCALLY STOLEN MOTOR VEHICLE	\$ 1,359,348	\$ 1,269,235
OFFICE EQUIPMENT	\$ 60,580	\$ 2,729
TV, RADIOS, CAMERAS, ETC.	\$ 33,840	\$ 1,884
FIREARMS	\$ 30,838	\$ 7,378
HOUSEHOLD GOODS	\$ 47,042	\$ 2,149
CONSUMABLE GOODS	\$ 28,143	\$ 4,998
LIVESTOCK		
MISCELLANEOUS	\$ 479,342	\$ 38,598
<b>GRAND TOTAL</b>	<b>\$ 2,183,719</b>	<b>\$ 1,333,849</b>

LAW ENFORCEMENT OFFICERS KILLED OR ASSAULTED

Type of activity	Total assaults by weapon	Type of Weapon				Type of Assignment							Officer assaults cleared
		Firearm	Knife or other cutting instrument	Other dangerous weapon	Hands, fists, feet, etc.	Two-officer vehicle	One-officer vehicle		Detective or special assign.		Other		
							Alone	Asst	Alone	Ast	Alone	Asst	
A	B	C	D	E	F	G	H	I	J	K	L	M	
1. Responding to disturbance calls (family quarrels, person with firearm, etc.)	26		1	6	19	3	2	21					24
2. Burglaries in progress or pursuing burglary suspects													
3. Robberies in progress or pursuing robbery suspects													
4. Attempting other arrests	32	4	1	3	24	3	2	27					32
5. Civil disorder (riot, mass disobedience, etc.)													
6. Handling, transporting, custody of prisoners	6				6	2		4					6
7. Investigating suspicious persons or circumstances	5		2		3			5					5
8. Ambush – no warning													
9. Mentally deranged	1		1					1					1
10. Traffic pursuits and stops	7	1		1	5		1	6					6
11. All other	1				1		1						1
<b>12. TOTAL (1-11)</b>	<b>78</b>	<b>5</b>	<b>5</b>	<b>10</b>	<b>58</b>	<b>8</b>	<b>6</b>	<b>64</b>					<b>75</b>
13. Number with person injury	14	1		3	10								
14. Number without personal injury	64	4	5	7	48								

15. Time of assaults	12 AM	2 AM	4 AM	6 AM	8 AM	10 AM	NOON	2 PM	4 PM	6 PM	8 PM	10 PM	UNK
	6	5	5	2	2	4	4	6	10	2	17	15	

AGE, SEX AND RACE OF PERSONS ARRESTED  
18 Years of age and over

CLASSIFICATIONS OF OFFENSES	UCR	SEX	AGE													TOT	RACE										
			18	19	20	21	22	23	24	25-29	30-34	35-39	40-44	45-49	50-54		55-59	60-64	65 OV	WHT	BLK	IND	ASN	PAC			
MURDER/NONNEG MANSLAUGHTER	01A	M										1	1								2			1		1	
		F																									
MANSLAUGHTER BY NEGLIGENCE	01B	M																									
		F																									
RAPE	02	M		1	2	1						1	3	2	1	1					1	13	4	1	7	1	
		F																									
ROBBERY	03	M		1	2							4	3	2	1						13	3	4	9			
		F						2					1									3					
AGGRAVATED ASSAULT	04	M	3	2	3	7	3	3	4	20	23	22	13	3	6	3	2	2			119	53	18	74	4		
		F	1		1	2	1		2	3	5	7	1	1	1	3	1	1			30						
BURGLARY	05	M				2	2	1		5	9	4	1	2	2						28	14	3	14			
		F								1		2									3						
LARCENY	06	M			1		1	2	2	9	16	15	6	1	6	2	1	1			63	65	6	38	2		
		F	1			1	2	1	1	8	12	7	2	3	3	6	1				48						
MOTOR VEHICLE THEFT	07	M	1	1		3	2			1	1	3	1	1							14	14	2	7			
		F	2	1				2				2	2								9						
OTHER ASSAULTS	08	M	1	2	8	6	5	5	7	41	35	39	30	18	15	14	7	2			235	119	15	191	11	1	
		F	2	3	1	4	2	1	5	20	16	18	9	6	9	3	1	2			102						
ARSON	09	M									1										1	1					
		F																									
FORGERY	10	M																		1	2	1		2			
		F																			1						
FRAUD	11	M					1								1						3	4		1			
		F				1																2					
EMBEZZLEMENT	12	M								1					1						2	2				1	
		F		1																		1					
STOLEN PROPERTY	13	M	1								2	1	1								5	3	2	1			
		F											1									1					
VANDALISM	14	M	1	1		2	2	3	3	6	11	11	3	1	4	2					50	28	5	34	3		
		F	1	1			2		1	1	3	5		1	3	2					20						
WEAPONS	15	M	1	1		2				3	4	4			1						16	12	3	1			
		F																									
PROSTITUTION AND COMMERCIALIZED VICE	16	M																									
		F																									
PROSTITUTION	16a	M																									
		F																									

AGE, SEX AND RACE OF PERSONS ARRESTED  
18 Years of age and over

CLASSIFICATIONS OF OFFENSES	UCR	SEX	AGE													TOT	RACE							
			18	19	20	21	22	23	24	25-29	30-34	35-39	40-44	45-49	50-54		55-59	60-64	65 OV	WHT	BLK	IND	ASN	PAC
ASSISTING OR PROMOTING PROSTITUTION	16b	M																						
		F																						
PURCHASING PROSTITUTION	16c	M																						
		F																						
SEX OFFENSES	17	M								3	5	2	4	1	5					20	6		13	1
		F																						
DRUG/SALE/MAN	180	M								1		1		1					3	4		1		
		F		1							1								2					
NARCOTICS	180a	M													1				1	1				
		F																						
MARIJUANA	180b	M																				1		
		F		1																1				
SYNTHETIC NARC	180c	M											1						1	1				
		F																						
OTHER/NON-NARC	180d	M								1									1	2				
		F									1								1					
DRUG/POSSESSION	185	M	1			1				10	8	5	5	3	1	1	1		36	35	6	9	3	
		F	1	1	1					4	3	5	1	1					17					
NARCOTICS	185e	M								2	4	3	4	1		1		15	17	2	4			
		F								4	1	2	1					8						
MARIJUANA	185f	M	1			1				2								4	3		3			
		F	1		1													2						
SYNTHETIC NARC	185g	M								1	1	1						3	2		1	1		
		F										1						1						
OTHER/NON-NARC	185h	M								5	3	1	1	2	1		1	14	13	4	1	2		
		F		1								2	2		1			6						
GAMBLING	19	M																						
		F																						
BOOKMAKING	19a	M																						
		F																						
NUMBERS	19b	M																						
		F																						
OTHER GAMBLING	19c	M																						
		F																						
FAMILY/CHILD	20	M									1							1				1		
		F																						



AGE, SEX AND RACE OF PERSONS ARRESTED  
18 Years of age and over

CLASSIFICATIONS OF OFFENSES	UCR	SEX	AGE															TOT	RACE					
			18	19	20	21	22	23	24	25-29	30-34	35-39	40-44	45-49	50-54	55-59	60-64		65 OV	WHT	BLK	IND	ASN	PAC
			DRIVING INFLUENCE	21	M	3	4	4	7	10	4	8	25	30	16	12	10		13	12	5	7	170	150
		F	1	4	2	2	1	1	2	12	15	12	8	7	1	3	2		73					
LIQUOR LAWS	22	M	1	2	1						2				1				7	5		2		
		F																						
DRUNKENNESS	23	M								2			2			2			6	1		6		
		F								1									1					
DISORDERLY CONDUCT	24	M		1			3			5	2	7	2	4	2	1	1		28	10	1	35		
		F			3	1				1	5	2	2	3		1			18					
VAGRANCY	25	M									1			1			1		3	3	1			
		F												1					1					
ALL OTHER	26	M	3	3	7	11	9	11	14	100	104	92	59	46	37	29	16	10	551	376	48	321	31	
		F	2	3	5	5	5	9	9	38	50	39	19	12	13	9	2	5	225					
SUSPICION	27	M																						
		F																						
HUMAN TRAFFICKING/COMMERCIAL SEX ACTS	30	M																						
		F																						
HUMAN TRAFFICKING/INVOLUNTARY SERVITUDE	31	M																						
		F																						
TOTAL BY SEX		M	16	19	28	42	38	29	38	234	263	229	142	94	95	66	34	24	1391	913	136	833	65	1
		F	11	15	13	16	13	16	21	93	109	103	43	32	31	26	7	8	557					
GRAND TOTAL			27	34	41	58	51	45	59	327	372	332	185	126	126	92	41	32	1948	913	136	833	65	1

AGE, SEX AND RACE OF PERSONS ARRESTED  
under 18 Years of age

CLASSIFICATIONS OF OFFENSES	UCR	SEX	AGE						TOT	RACE					
			Under 10	10-12	13-14	15	16	17		WHT	BLK	IND	ASN	PAC	
MURDER/NONNEG MANSLAUGHTER	01A	M													
		F													
MANSLAUGHTER BY NEGLIGENCE	01B	M													
		F													
RAPE	02	M					1		1	1					
		F													
ROBBERY	03	M					1	3	4	1	2		1		
		F													
AGGRAVATED ASSAULT	04	M		1	2	2		2	7	7			2		
		F				1	1		2						
BURGLARY	05	M					1		1				1		
		F													
LARCENY	06	M				1	1	1	3		1	2			
		F													
MOTOR VEHICLE THEFT	07	M			2			1	3				2	1	
		F													
OTHER ASSAULTS	08	M			3	1		3	7	9			5	1	
		F		1	3		2	2	8						
ARSON	09	M													
		F													
FORGERY	10	M													
		F													
FRAUD	11	M													
		F													
EMBEZZLEMENT	12	M													
		F													
STOLEN PROPERTY	13	M													
		F													
VANDALISM	14	M		1	2	1			4	4			2		
		F			1		1		2						
WEAPONS	15	M													
		F													
PROSTITUTION	16	M													
		F													
PROSTITUTION	16a	M													
		F													

AGE, SEX AND RACE OF PERSONS ARRESTED  
under 18 Years of age

CLASSIFICATIONS OF OFFENSES	UCR	SEX	AGE						TOT	RACE				
			Under 10	10-12	13-14	15	16	17		WHT	BLK	IND	ASN	PAC
			ASSISTING OR PROMOTING PROSTITUTION	16b	M									
		F												
PURCHASING PROSTITUTION	16c	M												
		F												
SEX OFFENSES	17	M			1				1	1				
		F												
<b>DRUG/SALE/MAN</b>	180	M						1	1	1				
		F												
NARCOTICS	180a	M												
		F												
MARIJUANA	180b	M												
		F												
SYNTHETIC NARC	180c	M						1	1	1				
		F												
OTHER/NON-NARC	180d	M												
		F												
<b>DRUG/POSSESSION</b>	185	M						1	1		1		1	
		F						1	1					
NARCOTICS	185e	M												
		F												
MARIJUANA	185f	M						1	1				1	
		F												
SYNTHETIC NARC	185g	M												
		F												
OTHER/NON-NARC	185h	M									1			
		F						1	1					
<b>GAMBLING</b>	19	M												
		F												
BOOKMAKING	19a	M												
		F												
NUMBERS	19b	M												
		F												
OTHER GAMBLING	19c	M												
		F												
FAMILY/CHILD	20	M												
		F												

AGE, SEX AND RACE OF PERSONS ARRESTED  
under 18 Years of age

CLASSIFICATIONS OF OFFENSES	UCR	SEX	AGE						TOT	RACE										
			Under 10	10-12	13-14	15	16	17		WHT	BLK	IND	ASN	PAC						
			DRIVING INFLUENCE	21	M															
		F																		
LIQUOR LAWS	22	M					1		1	1										
		F																		
DRUNKENNESS	23	M																		
		F																		
DISORDERLY CONDUCT	24	M																		
		F																		
VAGRANCY	25	M																		
		F																		
ALL OTHER	26	M			1	3	2		6	4	2			1						
		F				1			1											
SUSPICION	27	M																		
		F																		
CURFEW	28	M																		
		F																		
RUN-AWAYS	29	M																		
		F																		
HUMAN TRAFFICKING/COMMERCIAL SEX ACTS	30	M																		
		F																		
HUMAN TRAFFICKING/INVOLUNTARY SERVITUDE	31	M																		
		F																		
TOTAL BY SEX		M		2	11	8	7	12	40	29	6	14	5							
		F		1	4	2	5	2	14											
GRAND TOTAL				3	15	10	12	14	54	29	6	14	5							

MONTHLY RETURN OF ARSON OFFENSES KNOWN TO LAW ENFORCEMENT

1 PROPERTY CLASSIFICATION	2 Offenses Reported or Known to Police (Include Unfounded and attempts)	3 Unfounded, i.e. False or Baseless Complaints	4 Number of Actual Offenses (Column 2 Minus Column 3) (Include Attempts)	5 Total Offenses Cleared by Arrest or Exceptional Means (Include Column 6)	6 Number of Clearances Involving Only Persons Under 18 Years of Age	7 Offenses Where Structures Uninhabited, Abandoned, or not Normally in Use	8 Estimated Value of Property Damage
STRUCTURAL							
A. Single Occupancy Residential: Houses, Townhouses, Duplexes, etc.				1			
D. Industrial/Manufacturing:							
B. Other Residential: Apartments, Tenements, Flats, Hotels, Motels, Inns, Dormitories, Boarding Houses, etc.	1		1				\$105,000
E. Other Commercial: Stores, Restaurants, Offices, etc.	1		1				\$25,000
F. Community/Public: Churches, Jails, Schools, Colleges, Hospitals, etc.							
G. All Other Structure: Out Buildings, Monuments, Buildings Under Constructions, etc.							
C. Storage: Barns, Garages, Warehouses, etc.							
<b>TOTAL STRUCTURAL</b>	<b>2</b>		<b>2</b>	<b>1</b>			<b>\$130,000</b>
MOBILE							
I. Other Mobile Property: Trailers, Recreational Vehicles, Airplanes, Boats, etc.							
H. Motor Vehicles: Automobiles, Trucks, Buses, Motorcycles, etc. UCR Definition	1		1				
<b>TOTAL MOBILE</b>	<b>1</b>		<b>1</b>				
OTHER							
J. TOTAL OTHER Crops, Timber, Fences, Signs, etc.	1		1				\$1,000
<b>TOTAL OTHER</b>	<b>1</b>		<b>1</b>				<b>\$1,000</b>
<b>GRAND TOTAL</b>	<b>4</b>		<b>4</b>	<b>1</b>			<b>\$131,000</b>

RETURN A - MONTHLY RETURN OF OFFENSES KNOWN TO POLICE

(1) Classification of Offense	(2) Offenses Reported	(3) Unfounded Offenses	(4) Actual Offenses	(5) Offenses Cleared	(6) Juveniles Only
CRIMINAL HOMICIDE					
MURDER/NONNEG MANSLAUGHTER					
MANSLAUGHTER BY NEGLIGENCE					
TOTAL					
RAPE					
RAPE					
ATTEMPTS TO COMMIT RAPE					
TOTAL					
ROBBERY					
FIREARM					
KNIFE/CUTTING INSTRUMENT					
OTHER DANGEROUS WEAPON					
STRONG-ARM (HANDS, FISTS)					
TOTAL					
ASSAULT					
FIREARM					
KNIFE OR CUTTING INSTRUMENT					
OTHER DANGEROUS WEAPON	6		6	3	
HANDS, FIST, FEET, AGGRAVATED					
OTHER ASSAULTS - SIMPLE	15		15	15	
TOTAL	21		21	18	
BURGLARY					
FORCIBLE ENTRY	1		1	1	
UNLAWFUL ENTRY - NO FORCE					
ATTEMPTED FORCIBLE ENTRY					
TOTAL	1		1	1	
LARCENY-THEFT					
THEFT (EX MOTOR VEHICLE)	41	1	40	11	
TOTAL	41	1	40	11	
MOTOR VEHICLE THEFT					
AUTOS	11	1	10	3	
TRUCKS AND BUSES	3		3		
OTHER VEHICLES					
TOTAL	14	1	13	3	
<b>GRAND TOTAL</b>	<b>77</b>	<b>2</b>	<b>75</b>	<b>33</b>	



PROPERTY BY TYPE AND VALUE

Type of Property (1)	Monetary Value of Property Stolen in Your Jurisdiction	
	STOLEN (2)	RECOVERED (3)
CURRENCY, NOTES, ETC.		
JEWELRY & PRECIOUS METALS	\$ 12,000	
CLOTHING AND FURS	\$ 6,805	\$ 330
LOCALLY STOLEN MOTOR VEHICLE	\$ 158,401	\$ 158,401
OFFICE EQUIPMENT		
TV, RADIOS, CAMERAS, ETC.	\$ 1,300	
FIREARMS	\$ 547	\$ 547
HOUSEHOLD GOODS	\$ 968	
CONSUMABLE GOODS	\$ 2,600	
LIVESTOCK		
MISCELLANEOUS	\$ 29,981	\$ 5,415
<b>GRAND TOTAL</b>	<b>\$ 212,602</b>	<b>\$ 164,693</b>



LAW ENFORCEMENT OFFICERS KILLED OR ASSAULTED

Type of activity	Total assaults by weapon	Type of Weapon				Type of Assignment						Officer assaults cleared	
		Firearm	Knife or other cutting instrument	Other dangerous weapon	Hands, fists, feet, etc.	Two-officer vehicle	One-officer vehicle		Detective or special assign.		Other		
							Alone	Asst	Alone	Ast	Alone		Asst
A	B	C	D	E	F	G	H	I	J	K	L	M	
1. Responding to disturbance calls (family quarrels, person with firearm, etc.)	5				5		3	2					5
2. Burglaries in progress or pursuing burglary suspects													
3. Robberies in progress or pursuing robbery suspects													
4. Attempting other arrests													
5. Civil disorder (riot, mass disobedience, etc.)													
6. Handling, transporting, custody of prisoners	2				2		1	1					2
7. Investigating suspicious persons or circumstances													
8. Ambush – no warning													
9. Mentally deranged	1			1			1						1
10. Traffic pursuits and stops													
11. All other	3				3			2		1			3
<b>12. TOTAL (1-11)</b>	<b>11</b>			<b>1</b>	<b>10</b>		<b>5</b>	<b>5</b>		<b>1</b>			<b>11</b>
13. Number with person injury													
14. Number without personal injury	11			1	10								

15. Time of assaults	12 AM	2 AM	4 AM	6 AM	8 AM	10 AM	NOON	2 PM	4 PM	6 PM	8 PM	10 PM	UNK
		5							1	2	3		

AGE, SEX AND RACE OF PERSONS ARRESTED  
18 Years of age and over

CLASSIFICATIONS OF OFFENSES	UCR	SEX	AGE													TOT	RACE							
			18	19	20	21	22	23	24	25-29	30-34	35-39	40-44	45-49	50-54		55-59	60-64	65 OV	WHT	BLK	IND	ASN	PAC
MURDER/NONNEG MANSLAUGHTER	01A	M																						
		F																						
MANSLAUGHTER BY NEGLIGENCE	01B	M																						
		F																						
RAPE	02	M																						
		F																						
ROBBERY	03	M																						
		F																						
AGGRAVATED ASSAULT	04	M											2							2	2		1	
		F														1				1				
BURGLARY	05	M									1									1				
		F																						
LARCENY	06	M								2	2		3		1				1	9	5	1	4	1
		F									1		1						2					
MOTOR VEHICLE THEFT	07	M									2		1							3	2	1		
		F																						
OTHER ASSAULTS	08	M								1	2	2			2				1	1	9	5	1	4
		F													1					1				
ARSON	09	M																						
		F																						
FORGERY	10	M								1										1		1		
		F																						
FRAUD	11	M										1								1		1		
		F																						
EMBEZZLEMENT	12	M																						
		F																						
STOLEN PROPERTY	13	M																						
		F																						
VANDALISM	14	M									1									1	1			
		F																						
WEAPONS	15	M									1				1					2	1	1		
		F																						
PROSTITUTION AND COMMERCIALIZED VICE	16	M																						
		F																						
PROSTITUTION	16a	M																						
		F																						

AGE, SEX AND RACE OF PERSONS ARRESTED  
18 Years of age and over

CLASSIFICATIONS OF OFFENSES	UCR	SEX	AGE														TOT	RACE						
			18	19	20	21	22	23	24	25-29	30-34	35-39	40-44	45-49	50-54	55-59		60-64	65 OV	WHT	BLK	IND	ASN	PAC
ASSISTING OR PROMOTING PROSTITUTION	16b	M																						
		F																						
PURCHASING PROSTITUTION	16c	M																						
		F																						
SEX OFFENSES	17	M																						
		F																						
DRUG/SALE/MAN	180	M															1					1		
		F																						
NARCOTICS	180a	M																						
		F																						
MARIJUANA	180b	M																						
		F																						
SYNTHETIC NARC	180c	M																1				1		
		F																						
OTHER/NON-NARC	180d	M																						
		F																						
DRUG/POSSESSION	185	M	1	6	2	1		1		1	4	4	1	3	3							27		
		F	1		1			1		1	1	1		2	2								10	
NARCOTICS	185e	M						1			1	1		1	1							5		
		F										1			1								2	
MARIJUANA	185f	M	1	5	2	1					3	2		2	1							17		
		F	1		1			1		1				1	1								6	
SYNTHETIC NARC	185g	M		1						1		1	1									4		
		F									1			1									2	
OTHER/NON-NARC	185h	M															1					1		
		F																						
GAMBLING	19	M																						
		F																						
BOOKMAKING	19a	M																						
		F																						
NUMBERS	19b	M																						
		F																						
OTHER GAMBLING	19c	M																						
		F																						
FAMILY/CHILD	20	M																				1		
		F							1			1			1								3	

AGE, SEX AND RACE OF PERSONS ARRESTED  
18 Years of age and over

CLASSIFICATIONS OF OFFENSES	UCR	SEX	AGE														TOT	RACE						
			18	19	20	21	22	23	24	25-29	30-34	35-39	40-44	45-49	50-54	55-59		60-64	65 OV	WHT	BLK	IND	ASN	PAC
DRIVING INFLUENCE	21	M			1	2	1		2	4	4	5	1	3	2	4	1		30	17	3	10	6	
		F		1						2	1		1		1				6					
LIQUOR LAWS	22	M	1	1	1														3	2		1		
		F																						
DRUNKENNESS	23	M																						
		F																						
DISORDERLY CONDUCT	24	M								1	1	1		1					4	4				
		F																						
VAGRANCY	25	M				1				6	2	1		5	1	3	6		25	18	6	8	1	
		F										2	2	2	1	1			8					
ALL OTHER	26	M							1	2	3	3	3	4	1		4		21	11	4	7	2	
		F						1				1		1					3					
SUSPICION	27	M																						
		F																						
HUMAN TRAFFICKING/COMMERCIAL SEX ACTS	30	M																						
		F																						
HUMAN TRAFFICKING/INVOLUNTARY SERVITUDE	31	M																						
		F																						
TOTAL BY SEX		M	2	7	4	4	1	1	3	20	21	17	11	19	8	8	12	2	140	87	27	47	13	
		F	1	1	1			3		3	4	4	4	6	5	2			34					
<b>GRAND TOTAL</b>			<b>3</b>	<b>8</b>	<b>5</b>	<b>4</b>	<b>1</b>	<b>4</b>	<b>3</b>	<b>23</b>	<b>25</b>	<b>21</b>	<b>15</b>	<b>25</b>	<b>13</b>	<b>10</b>	<b>12</b>	<b>2</b>	<b>174</b>	<b>87</b>	<b>27</b>	<b>47</b>	<b>13</b>	

AGE, SEX AND RACE OF PERSONS ARRESTED  
under 18 Years of age

CLASSIFICATIONS OF OFFENSES	UCR	SEX	AGE						TOT	RACE				
			Under 10	10-12	13-14	15	16	17		WHT	BLK	IND	ASN	PAC
MURDER/NONNEG MANSLAUGHTER	01A	M												
		F												
MANSLAUGHTER BY NEGLIGENCE	01B	M												
		F												
RAPE	02	M												
		F												
ROBBERY	03	M												
		F												
AGGRAVATED ASSAULT	04	M												
		F												
BURGLARY	05	M												
		F												
LARCENY	06	M												
		F												
MOTOR VEHICLE THEFT	07	M												
		F												
OTHER ASSAULTS	08	M												
		F												
ARSON	09	M												
		F												
FORGERY	10	M												
		F												
FRAUD	11	M												
		F												
EMBEZZLEMENT	12	M												
		F												
STOLEN PROPERTY	13	M												
		F												
VANDALISM	14	M												
		F												
WEAPONS	15	M												
		F												
PROSTITUTION	16	M												
		F												
PROSTITUTION	16a	M												
		F												

AGE, SEX AND RACE OF PERSONS ARRESTED  
under 18 Years of age

CLASSIFICATIONS OF OFFENSES	UCR	SEX	AGE						TOT	RACE					
			Under 10	10-12	13-14	15	16	17		WHT	BLK	IND	ASN	PAC	
ASSISTING OR PROMOTING PROSTITUTION	16b	M													
		F													
PURCHASING PROSTITUTION	16c	M													
		F													
SEX OFFENSES	17	M													
		F													
DRUG/SALE/MAN	180	M													
		F													
NARCOTICS	180a	M													
		F													
MARIJUANA	180b	M													
		F													
SYNTHETIC NARC	180c	M													
		F													
OTHER/NON-NARC	180d	M													
		F													
DRUG/POSSESSION	185	M				1		2	3				1	2	
		F													
NARCOTICS	185e	M						1	1					1	
		F													
MARIJUANA	185f	M				1		1	2				1	1	
		F													
SYNTHETIC NARC	185g	M													
		F													
OTHER/NON-NARC	185h	M													
		F													
GAMBLING	19	M													
		F													
BOOKMAKING	19a	M													
		F													
NUMBERS	19b	M													
		F													
OTHER GAMBLING	19c	M													
		F													
FAMILY/CHILD	20	M													
		F													

AGE, SEX AND RACE OF PERSONS ARRESTED  
under 18 Years of age

CLASSIFICATIONS OF OFFENSES	UCR	SEX	AGE						TOT	RACE									
			Under 10	10-12	13-14	15	16	17		WHT	BLK	IND	ASN	PAC					
			DRIVING INFLUENCE	21	M														
		F																	
LIQUOR LAWS	22	M																	
		F																	
DRUNKENNESS	23	M																	
		F																	
DISORDERLY CONDUCT	24	M																	
		F																	
VAGRANCY	25	M																	
		F																	
ALL OTHER	26	M																	
		F																	
SUSPICION	27	M																	
		F																	
CURFEW	28	M																	
		F																	
RUN-AWAYS	29	M																	
		F																	
HUMAN TRAFFICKING/COMMERCIAL SEX ACTS	30	M																	
		F																	
HUMAN TRAFFICKING/INVOLUNTARY SERVITUDE	31	M																	
		F																	
TOTAL BY SEX		M					1		2	3				1		2			
		F																	
GRAND TOTAL							1		2	3				1		2			

MONTHLY RETURN OF ARSON OFFENSES KNOWN TO LAW ENFORCEMENT

1 PROPERTY CLASSIFICATION	2 Offenses Reported or Known to Police (Include Unfounded and attempts)	3 Unfounded, i.e. False or Baseless Complaints	4 Number of Actual Offenses (Column 2 Minus Column 3) (Include Attempts)	5 Total Offenses Cleared by Arrest or Exceptional Means (Include Column 6)	6 Number of Clearances Involving Only Persons Under 18 Years of Age	7 Offenses Where Structures Uninhabited, Abandoned, or not Normally in Use	8 Estimated Value of Property Damage
<b>STRUCTURAL</b>							
A. Single Occupancy Residential: Houses, Townhouses, Duplexes, etc.							
B. Other Residential: Apartments, Tenements, Flats, Hotels, Motels, Inns, Dormitories, Boarding Houses, etc.							
C. Storage: Barns, Garages, Warehouses, etc.							
D. Industrial/Manufacturing:							
E. Other Commercial: Stores, Restaurants, Offices, etc.							
F. Community/Public: Churches, Jails, Schools, Colleges, Hospitals, etc.							
G. All Other Structure: Out Buildings, Monuments, Buildings Under Constructions, etc.							
<b>TOTAL STRUCTURAL</b>							
<b>MOBILE</b>							
H. Motor Vehicles: Automobiles, Trucks, Buses, Motorcycles, etc. UCR Definition	1		1				
I. Other Mobile Property: Trailers, Recreational Vehicles, Airplanes, Boats, etc.							
<b>TOTAL MOBILE</b>	1		1				
<b>OTHER</b>							
J. TOTAL OTHER Crops, Timber, Fences, Signs, etc.							
<b>TOTAL OTHER</b>							
<b>GRAND TOTAL</b>	<b>1</b>		<b>1</b>				



RETURN A - MONTHLY RETURN OF OFFENSES KNOWN TO POLICE

(1) Classification of Offense	(2) Offenses Reported	(3) Unfounded Offenses	(4) Actual Offenses	(5) Offenses Cleared	(6) Juveniles Only
CRIMINAL HOMICIDE					
MURDER/NONNEG MANSLAUGHTER	22	4	18	15	
MANSLAUGHTER BY NEGLIGENCE					
TOTAL	22	4	18	15	
RAPE					
RAPE	535	1	534	41	11
ATTEMPTS TO COMMIT RAPE	24		24	5	
TOTAL	559	1	558	46	11
ROBBERY					
FIREARM	124		124	30	2
KNIFE/CUTTING INSTRUMENT	65		65	33	
OTHER DANGEROUS WEAPON	82		82	27	1
STRONG-ARM (HANDS, FISTS)	287		287	117	2
TOTAL	558		558	207	5
ASSAULT					
FIREARM	512		512	223	18
KNIFE OR CUTTING INSTRUMENT	377		377	281	13
OTHER DANGEROUS WEAPON	840		840	511	25
HANDS, FIST, FEET, AGGRAVATED	609		609	428	12
OTHER ASSAULTS - SIMPLE	3439		3439	1964	160
TOTAL	5777		5777	3407	228
BURGLARY					
FORCIBLE ENTRY	902	2	900	115	4
UNLAWFUL ENTRY - NO FORCE	456	1	455	118	
ATTEMPTED FORCIBLE ENTRY	92	1	91	4	
TOTAL	1450	4	1446	237	4
LARCENY-THEFT					
THEFT (EX MOTOR VEHICLE)	7320	43	7277	865	36
TOTAL	7320	43	7277	865	36
MOTOR VEHICLE THEFT					
AUTOS	829	22	807	153	8
TRUCKS AND BUSES	293	15	278	39	1
OTHER VEHICLES	64		64	5	
TOTAL	1186	37	1149	197	9
<b>GRAND TOTAL</b>	<b>16872</b>	<b>89</b>	<b>16783</b>	<b>4974</b>	<b>293</b>

PROPERTY STOLEN BY CLASSIFICATION

CLASSIFICATION OF OFFENSES	NUMBER ACTUAL OFFENSES	VALUE OF PROPERTY STOLEN
MURDER/NONNEG MANSLAUGHTER	18	
RAPE	558	\$ 87
ROBBERY		
HIGHWAY (STREET, ALLEYS, ETC.)	211	\$ 265,418
COMMERCIAL HOUSE	121	\$ 22,206
GAS OR SERVICE STATION	47	\$ 9,068
CONVENIENCE STORE	22	\$ 2,888
RESIDENCE	73	\$ 37,046
BANK	1	\$ 130
MISCELLANEOUS	83	\$ 14,080
TOTAL ROBBERY	558	\$ 350,836
BURGLARY		
RESIDENCE (DWELLING)		
NIGHT (6PM-6AM)	193	\$ 349,105
DAY (6AM-6PM)	229	\$ 696,842
UNKNOWN	431	\$ 2,122,417
NON-RESIDENCE (STORE ETC.)		
NIGHT (6PM-6AM)	239	\$ 365,082
DAY (6AM-6PM)	172	\$ 233,970
UNKNOWN	182	\$ 492,040
TOTAL BURGLARY	1446	\$ 4,259,456
LARCENY-THEFT		
\$200 AND OVER	2882	\$ 9,562,367
\$50 TO \$200	1469	\$ 144,448
UNDER \$50	2926	\$ 43,745
TOTAL	7277	\$ 9,750,560
6X. NATURE OF LARCENIES UNDER ITEM 6		
POCKET-PICKING	26	\$ 7,256
PURSE-SNATCHING	3	\$ 3,914
SHOPLIFTING	2638	\$ 370,476
FROM MOTOR VEHICLE	1846	\$ 1,541,727
MOTOR VEHICLE PARTS & ACCESSORIES	339	\$ 190,692
BICYCLES	320	\$ 296,619
FROM BUILDING(EX C&H)	887	\$ 1,003,633
FROM COIN-OP MACHINES	5	\$ 804
ALL OTHER	1213	\$ 6,335,439
TOTAL LARCENY	7277	\$ 9,750,560
MOTOR VEHICLE THEFT	1149	\$ 10,064,299
STOLEN & RECOVERED LOCALLY	1064	
STOLEN LOCALLY & RECOVERED OTHER	72	
TOTAL STOLEN OTHER & RECOVERED LOCAL	1136	
STOLEN IN OTHER JURIS & RECOVERED LOCALLY	35	
TOTAL MOTOR VEHICLE THEFT	1149	\$ 10,064,299
<b>GRAND TOTAL</b>	<b>11004</b>	<b>\$ 24,425,238</b>

PROPERTY BY TYPE AND VALUE

Type of Property (1)	Monetary Value of Property Stolen in Your Jurisdiction	
	STOLEN (2)	RECOVERED (3)
CURRENCY, NOTES, ETC.	\$ 681,906	\$ 5,571
JEWELRY & PRECIOUS METALS	\$ 1,376,368	\$ 58,542
CLOTHING AND FURS	\$ 587,618	\$ 55,117
LOCALLY STOLEN MOTOR VEHICLE	\$ 10,211,666	\$ 9,649,207
OFFICE EQUIPMENT	\$ 836,595	\$ 42,781
TV, RADIOS, CAMERAS, ETC.	\$ 379,347	\$ 13,681
FIREARMS	\$ 388,042	\$ 43,626
HOUSEHOLD GOODS	\$ 310,281	\$ 14,408
CONSUMABLE GOODS	\$ 216,529	\$ 24,828
LIVESTOCK		
MISCELLANEOUS	\$ 9,436,886	\$ 676,403
<b>GRAND TOTAL</b>	<b>\$ 24,425,238</b>	<b>\$ 10,584,164</b>

LAW ENFORCEMENT OFFICERS KILLED OR ASSAULTED

Type of activity	Total assaults by weapon	Type of Weapon				Type of Assignment						Officer assaults cleared	
		Firearm	Knife or other cutting instrument	Other dangerous weapon	Hands, fists, feet, etc.	Two-officer vehicle	One-officer vehicle		Detective or special assign.		Other		
							Alone	Asst	Alone	Ast	Alone		Asst
A	B	C	D	E	F	G	H	I	J	K	L	M	
1. Responding to disturbance calls (family quarrels, person with firearm, etc.	117	9	4	13	91	6	4	105		1	1		113
2. Burglaries in progress or pursuing burglary suspects	7			5	2			7					4
3. Robberies in progress or pursuing robbery suspects	10	1			9			10					10
4. Attempting other arrests	167	12	3	18	134	4	5	157		1			165
5. Civil disorder (riot, mass disobedience, etc.)													
6. Handling, transporting, custody of prisoners	32				32	2	4	26					32
7. Investigating suspicious persons or circumstances	50	7	4	6	33	3	5	42					48
8. Ambush – no warning													
9. Mentally deranged	29		2	5	22			29					25
10. Traffic pursuits and stops	41	1		26	14		3	38					35
11. All other	11		2	3	6		2	9					10
<b>12. TOTAL (1-11)</b>	<b>464</b>	<b>30</b>	<b>15</b>	<b>76</b>	<b>343</b>	<b>15</b>	<b>23</b>	<b>423</b>		<b>2</b>	<b>1</b>		<b>442</b>
13. Number with person injury	92	1		13	78								
14. Number without personal injury	372	29	15	63	265								
15. Time of assaults	12 AM	2 AM	4 AM	6 AM	8 AM	10 AM	NOON	2 PM	4 PM	6 PM	8 PM	10 PM	UNK
	56	40	49	19	17	23	19	26	54	39	67	55	

AGE, SEX AND RACE OF PERSONS ARRESTED  
18 Years of age and over

CLASSIFICATIONS OF OFFENSES	UCR	SEX	AGE														TOT	RACE								
			18	19	20	21	22	23	24	25-29	30-34	35-39	40-44	45-49	50-54	55-59		60-64	65 OV	WHT	BLK	IND	ASN	PAC		
MURDER/NONNEG MANSLAUGHTER	01A	M		1								3	1		2	1	1			1	10	1	5	1	5	
		F												1			1					2				
MANSLAUGHTER BY NEGLIGENCE	01B	M																								
		F																								
RAPE	02	M	1	2	1		2	1			5	3	3	2	3	2		1	1		27	10	5	10	2	
		F																								
ROBBERY	03	M	4	7	9	5	7	2	4	28	32	26	15	11	5	2	1	1		159	73	42	68	12		
		F			1		2	1	1	10	7	7	4	1	1	1					36					
AGGRAVATED ASSAULT	04	M	10	21	18	23	24	21	19	142	127	110	80	44	40	38	19	11		747	408	183	381	75		
		F	8	5	10	6	13	10	8	64	46	44	30	20	14	13	7	2		300						
BURGLARY	05	M	3	3	2	4	7	7	3	32	33	34	19	5	7	3	3	1		166	96	26	70	20		
		F	1		1	4	2	1	3	13	6	9	3	1	1	1				46						
LARCENY	06	M	5	9	6	6	1	5	7	90	108	93	51	46	31	9	5	4		476	387	65	259	17		
		F	3	4	4	8	7	5	7	46	59	50	20	23	8	6	2			252						
MOTOR VEHICLE THEFT	07	M	2	3	1	4	5	1	1	20	24	17	14	1	3	1				97	89	18	46	14		
		F	1	2	2	3	1	6	3	16	14	12	7	2		1				70						
OTHER ASSAULTS	08	M	10	11	25	26	41	22	23	171	150	139	114	68	51	44	28	14		937	524	177	651	104		
		F	21	8	13	28	21	19	23	97	100	76	42	27	25	8	8	3		519						
ARSON	09	M		1						6	2	2	1	3	1				1	17	11	1	8	1		
		F									2		1	1						4						
FORGERY	10	M					1			6	3	4		1	2	2			1	20	28	1	6	1		
		F	1							2	4	7	1	1						16						
FRAUD	11	M					1		1	6	7	7	3	4	3					32	31	12	27	5		
		F	2	1			1	1	1	10	8	10	3	2	2		2			43						
EMBEZZLEMENT	12	M	3	2	1			1		3	2				1	1				14	17	2		3		
		F		1		3				1			1	2						8						
STOLEN PROPERTY	13	M		2	1		2	1		12	9	6	3	1	2					39	25	12	16	5		
		F	1	2				2	1	3	6	3	1							19						
VANDALISM	14	M	14	11	9	9	15	14	14	92	65	56	35	22	13	8	5	1		383	245	72	215	34		
		F	2	5	3	12	5	3	13	38	39	30	8	6	10	4	3	2		183						
WEAPONS	15	M	6	6	2	7	5	7	3	17	17	17	14	8	5		1			115	74	25	23	12		
		F			2			2		4	3	4		2	1	1				19						
PROSTITUTION AND COMMERCIALIZED VICE	16	M																								
		F																								
PROSTITUTION	16a	M																								
		F																								

AGE, SEX AND RACE OF PERSONS ARRESTED  
18 Years of age and over

CLASSIFICATIONS OF OFFENSES	UCR	SEX	AGE														TOT	RACE						
			18	19	20	21	22	23	24	25-29	30-34	35-39	40-44	45-49	50-54	55-59		60-64	65 OV	WHT	BLK	IND	ASN	PAC
ASSISTING OR PROMOTING PROSTITUTION	16b	M																						
		F																						
PURCHASING PROSTITUTION	16c	M																						
		F																						
SEX OFFENSES	17	M	1		1	1		1	2	11	29	32	23	15	15	11	16	7	165	36	7	121	8	
		F									1	3	2	1					7					
DRUG/SALE/MAN	180	M	1	2	2		1		4	3	6	3	3		2	1		28	22	8	6	4		
		F							2	4	2	2	2						12					
NARCOTICS	180a	M			1		1		3	1	5	1	1		1	1		15	14	3	3	2		
		F							1	3	2	1							7					
MARIJUANA	180b	M	1	2						1								4		4				
		F																						
SYNTHETIC NARC	180c	M																						
		F																						
OTHER/NON-NARC	180d	M			1				1	1	1	2	2		1			9	8	1	3	2		
		F							1	1		1	2						5					
DRUG/POSSESSION	185	M			1	1	6		3	30	30	43	20	14	8	5	2	163	121	36	56	21		
		F	2	1	1	2		3	3	20	18	12	5	3	1				71					
NARCOTICS	185e	M					4		2	11	15	21	8	6	2	2		71	67	10	23	6		
		F			1	1		1	1	11	11	7	2						35					
MARIJUANA	185f	M			1		1											2	1	1	1			
		F	1																1					
SYNTHETIC NARC	185g	M								2		3						5	4	1	1	1		
		F							1	1									2					
OTHER/NON-NARC	185h	M				1	1		1	17	15	19	12	8	6	3	2	85	49	24	31	14		
		F	1	1		1		2	1	8	7	5	3	3	1				33					
GAMBLING	19	M																						
		F																						
BOOKMAKING	19a	M																						
		F																						
NUMBERS	19b	M																						
		F																						
OTHER GAMBLING	19c	M																						
		F																						
FAMILY/CHILD	20	M			1		1		1	3	3	2	1	2			1	1	16	18	4	40	1	
		F				1		1	4	10	14	8	8				1		47					

AGE, SEX AND RACE OF PERSONS ARRESTED  
18 Years of age and over

CLASSIFICATIONS OF OFFENSES	UCR	SEX	AGE														TOT	RACE						
			18	19	20	21	22	23	24	25-29	30-34	35-39	40-44	45-49	50-54	55-59		60-64	65 OV	WHT	BLK	IND	ASN	PAC
			DRIVING INFLUENCE	21	M	13	16	20	23	30	23	34	164	151	100	67		56	45	43	28	22	835	679
		F	2	20	19	14	16	14	11	87	81	41	29	21	15	15	15	4	404					
LIQUOR LAWS	22	M	1	1							1								3	1		3	1	
		F		1							1								2					
DRUNKENNESS	23	M																						
		F																						
DISORDERLY CONDUCT	24	M		2	1	4	6	5	2	27	19	18	10	6	8	4	3		115	42	17	103	6	
		F	1	1	3	5	5	2	2	7	6	8	5	1	4	1	2		53					
VAGRANCY	25	M																						
		F																						
ALL OTHER	26	M	27	51	39	64	54	50	77	556	576	470	306	229	187	130	83	65	2964	1859	518	1725	268	
		F	11	23	35	36	32	32	49	289	306	267	130	82	50	35	23	6	1406					
SUSPICION	27	M																				1	1	
		F									1	1							2					
HUMAN TRAFFICKING/COMMERCIAL SEX ACTS	30	M																						
		F																						
HUMAN TRAFFICKING/INVOLUNTARY SERVITUDE	31	M																						
		F																						
TOTAL BY SEX		M	101	151	140	177	207	163	194	1428	1395	1185	783	543	430	303	197	131	7528	4797	1381	4142	729	
		F	56	74	94	122	105	102	129	719	727	594	302	199	132	87	62	17	3521					
GRAND TOTAL			157	225	234	299	312	265	323	2147	2122	1779	1085	742	562	390	259	148	11049	4797	1381	4142	729	

AGE, SEX AND RACE OF PERSONS ARRESTED  
under 18 Years of age

CLASSIFICATIONS OF OFFENSES	UCR	SEX	AGE							TOT	RACE				
			Under 10	10-12	13-14	15	16	17	WHT		BLK	IND	ASN	PAC	
			MURDER/NONNEG MANSLAUGHTER	01A	M						1	1	2		2
		F													
MANSLAUGHTER BY NEGLIGENCE	01B	M													
		F													
RAPE	02	M			2	1	3	2	8	3	1	3	1		
		F													
ROBBERY	03	M				3	1	6	10	4	5		2		
		F				1			1						
AGGRAVATED ASSAULT	04	M	1	5	13	5	4	9	37	24	7	11	5		
		F		2	1	3	4		10						
BURGLARY	05	M		2		1	1		4	2		2	1		
		F				1			1						
LARCENY	06	M		1	4	6	12	5	28	21	2	12	3		
		F		1	4	1	3	1	10						
MOTOR VEHICLE THEFT	07	M			5	2	1	3	11	3	1	2	6		
		F				1			1						
OTHER ASSAULTS	08	M	2	12	14	9	14	22	73	68	15	24	17		
		F		8	16	9	8	10	51						
ARSON	09	M		1	1				2		1		1		
		F													
FORGERY	10	M													
		F													
FRAUD	11	M			1		1	1	3	2		1			
		F													
EMBEZZLEMENT	12	M										1			
		F						1	1						
STOLEN PROPERTY	13	M													
		F													
VANDALISM	14	M		8	15	9	7	7	46	37	6	23	7		
		F		3	9	6	4	5	27						
WEAPONS	15	M			2	1	4	1	8	3	2	1	2		
		F													
PROSTITUTION	16	M													
		F													
PROSTITUTION	16a	M													
		F													



AGE, SEX AND RACE OF PERSONS ARRESTED  
under 18 Years of age

CLASSIFICATIONS OF OFFENSES	UCR	SEX	AGE						TOT	RACE									
			Under 10	10-12	13-14	15	16	17		WHT	BLK	IND	ASN	PAC					
			ASSISTING OR PROMOTING PROSTITUTION	16b	M														
		F																	
PURCHASING PROSTITUTION	16c	M																	
		F																	
SEX OFFENSES	17	M		1	1			1	3	2			1						
		F																	
<b>DRUG/SALE/MAN</b>	180	M			1		3		4	5									
		F					1		1										
NARCOTICS	180a	M																	
		F																	
MARIJUANA	180b	M			1		3		4	4									
		F																	
SYNTHETIC NARC	180c	M																	
		F																	
OTHER/NON-NARC	180d	M								1									
		F						1	1										
<b>DRUG/POSSESSION</b>	185	M			4	3	3	3	13	16	2	6	1						
		F				3	7	2	12										
NARCOTICS	185e	M								1									
		F					1		1										
MARIJUANA	185f	M			4	3	3	3	13	15	1	5	1						
		F				3	4	2	9										
SYNTHETIC NARC	185g	M																	
		F																	
OTHER/NON-NARC	185h	M									1	1							
		F					2		2										
<b>GAMBLING</b>	19	M																	
		F																	
BOOKMAKING	19a	M																	
		F																	
NUMBERS	19b	M																	
		F																	
OTHER GAMBLING	19c	M																	
		F																	
FAMILY/CHILD	20	M																	
		F																	

AGE, SEX AND RACE OF PERSONS ARRESTED  
under 18 Years of age

CLASSIFICATIONS OF OFFENSES	UCR	SEX	AGE							TOT	RACE				
			Under 10	10-12	13-14	15	16	17	WHT		BLK	IND	ASN	PAC	
			DRIVING INFLUENCE	21	M				1		3	6	10	11	1
		F					2	3	5						
LIQUOR LAWS	22	M						2	2		2	1			
		F						1	1						
DRUNKENNESS	23	M													
		F													
DISORDERLY CONDUCT	24	M			1			2	3	1		1	1		
		F													
VAGRANCY	25	M													
		F													
ALL OTHER	26	M			3	9	10	14	36	32	10	10	6		
		F			2	6	5	9	22						
SUSPICION	27	M													
		F													
CURFEW	28	M													
		F													
RUN-AWAYS	29	M													
		F													
HUMAN TRAFFICKING/COMMERCIAL SEX ACTS	30	M													
		F													
HUMAN TRAFFICKING/INVOLUNTARY SERVITUDE	31	M													
		F													
TOTAL BY SEX		M	3	30	67	50	68	85	303	234	57	100	55		
		F		14	32	31	34	32	143						
GRAND TOTAL			3	44	99	81	102	117	446	234	57	100	55		

MONTHLY RETURN OF ARSON OFFENSES KNOWN TO LAW ENFORCEMENT

1 PROPERTY CLASSIFICATION	2 Offenses Reported or Known to Police (Include Unfounded and attempts)	3 Unfounded, i.e. False or Baseless Complaints	4 Number of Actual Offenses (Column 2 Minus Column 3) (Include Attempts)	5 Total Offenses Cleared by Arrest or Exceptional Means (Include Column 6)	6 Number of Clearances Involving Only Persons Under 18 Years of Age	7 Offenses Where Structures Uninhabited, Abandoned, or not Normally in Use	8 Estimated Value of Property Damage
STRUCTURAL							
A. Single Occupancy Residential: Houses, Townhouses, Duplexes, etc.	6		6	2			\$468,028
B. Other Residential: Apartments, Tenements, Flats, Hotels, Motels, Inns, Dormitories, Boarding Houses, etc.	16		16	8			\$350,919
C. Storage: Barns, Garages, Warehouses, etc.	1		1			1	\$2,000
D. Industrial/Manufacturing:							
E. Other Commercial: Stores, Restaurants, Offices, etc.	10		10	5		2	\$86,878
F. Community/Public: Churches, Jails, Schools, Colleges, Hospitals, etc.	7		7	3		3	\$115,122
G. All Other Structure: Out Buildings, Monuments, Buildings Under Constructions, etc.							
<b>TOTAL STRUCTURAL</b>	<b>40</b>		<b>40</b>	<b>18</b>		<b>6</b>	<b>\$1,022,947</b>
MOBILE							
H. Motor Vehicles: Automobiles, Trucks, Buses, Motorcycles, etc. UCR Definition	17		17	5			\$428,295
I. Other Mobile Property: Trailers, Recreational Vehicles, Airplanes, Boats, etc.							
<b>TOTAL MOBILE</b>	<b>17</b>		<b>17</b>	<b>5</b>			<b>\$428,295</b>
OTHER							
J. TOTAL OTHER Crops, Timber, Fences, Signs, etc.	16		16	4	2		\$398,205
<b>TOTAL OTHER</b>	<b>16</b>		<b>16</b>	<b>4</b>	<b>2</b>		<b>\$398,205</b>
<b>GRAND TOTAL</b>	<b>73</b>		<b>73</b>	<b>27</b>	<b>2</b>	<b>6</b>	<b>\$1,849,447</b>

HUMAN TRAFFICKING OFFENSES

(1) Human Trafficking Classification	(2) Offenses Reported	(3) Unfounded Offenses	(4) Actual Offenses	(5) Offenses Cleared	(6) Juveniles Only
Commercial Sex Acts	3		3	1	
Involuntary Servitude	1		1		
<b>GRAND TOTAL</b>	<b>4</b>		<b>4</b>	<b>1</b>	

RETURN A - MONTHLY RETURN OF OFFENSES KNOWN TO POLICE

(1) Classification of Offense	(2) Offenses Reported	(3) Unfounded Offenses	(4) Actual Offenses	(5) Offenses Cleared	(6) Juveniles Only
CRIMINAL HOMICIDE					
MURDER/NONNEG MANSLAUGHTER	21	2	19	17	
MANSLAUGHTER BY NEGLIGENCE	3	1	2		
TOTAL	24	3	21	17	
RAPE					
RAPE	280	31	249	77	13
ATTEMPTS TO COMMIT RAPE	19	1	18	7	
TOTAL	299	32	267	84	13
ROBBERY					
FIREARM	15		15	8	1
KNIFE/CUTTING INSTRUMENT	3		3	3	
OTHER DANGEROUS WEAPON	4		4	1	
STRONG-ARM (HANDS, FISTS)	18		18	13	1
TOTAL	40		40	25	2
ASSAULT					
FIREARM	294	3	291	212	2
KNIFE OR CUTTING INSTRUMENT	200	1	199	145	15
OTHER DANGEROUS WEAPON	305	3	302	220	9
HANDS, FIST, FEET, AGGRAVATED	210	1	209	166	8
OTHER ASSAULTS - SIMPLE	2573	35	2538	1764	118
TOTAL	3582	43	3539	2507	152
BURGLARY					
FORCIBLE ENTRY	556	2	554	75	14
UNLAWFUL ENTRY - NO FORCE	178	5	173	28	4
ATTEMPTED FORCIBLE ENTRY	25		25	3	
TOTAL	759	7	752	106	18
LARCENY-THEFT					
THEFT (EX MOTOR VEHICLE)	1270	24	1246	141	8
TOTAL	1270	24	1246	141	8
MOTOR VEHICLE THEFT					
AUTOS	136	3	133	30	5
TRUCKS AND BUSES	88		88	21	2
OTHER VEHICLES	161	3	158	19	6
TOTAL	385	6	379	70	13
<b>GRAND TOTAL</b>	<b>6359</b>	<b>115</b>	<b>6244</b>	<b>2950</b>	<b>206</b>

PROPERTY STOLEN BY CLASSIFICATION

CLASSIFICATION OF OFFENSES	NUMBER ACTUAL OFFENSES	VALUE OF PROPERTY STOLEN
MURDER/NONNEG MANSLAUGHTER	19	
RAPE	267	
ROBBERY		
HIGHWAY (STREET, ALLEYS, ETC.)	7	\$ 2,249
COMMERCIAL HOUSE		
GAS OR SERVICE STATION		
CONVENIENCE STORE	5	\$ 3,379
RESIDENCE	22	\$ 3,000
BANK		
MISCELLANEOUS	6	\$ 700
TOTAL ROBBERY	40	\$ 9,328
BURGLARY		
RESIDENCE (DWELLING)		
NIGHT (6PM-6AM)	109	\$ 204,651
DAY (6AM-6PM)	79	\$ 101,278
UNKNOWN	417	\$ 747,159
NON-RESIDENCE (STORE ETC.)		
NIGHT (6PM-6AM)	82	\$ 160,856
DAY (6AM-6PM)	15	\$ 3,216
UNKNOWN	50	\$ 175,515
TOTAL BURGLARY	752	\$ 1,392,675
LARCENY-THEFT		
\$200 AND OVER	725	\$ 1,491,819
\$50 TO \$200	218	\$ 19,794
UNDER \$50	303	\$ 12,804
TOTAL	1246	\$ 1,524,417
6X. NATURE OF LARCENIES UNDER ITEM 6		
POCKET-PICKING		
PURSE-SNATCHING		
SHOPLIFTING	140	\$ 9,401
FROM MOTOR VEHICLE	238	\$ 144,630
MOTOR VEHICLE PARTS & ACCESSORIES	142	\$ 80,924
BICYCLES	34	\$ 18,778
FROM BUILDING(EX C&H)	220	\$ 410,285
FROM COIN-OP MACHINES	2	\$ 900
ALL OTHER	470	\$ 859,499
TOTAL LARCENY	1246	\$ 1,524,417
MOTOR VEHICLE THEFT	379	\$ 2,065,912
STOLEN & RECOVERED LOCALLY	198	
STOLEN LOCALLY & RECOVERED OTHER	19	
TOTAL STOLEN OTHER & RECOVERED LOCAL	217	
STOLEN IN OTHER JURIS & RECOVERED LOCALLY	12	
TOTAL MOTOR VEHICLE THEFT	379	\$ 2,065,912
<b>GRAND TOTAL</b>	<b>2702</b>	<b>\$ 4,992,332</b>

PROPERTY BY TYPE AND VALUE

Type of Property (1)	Monetary Value of Property Stolen in Your Jurisdiction	
	STOLEN (2)	RECOVERED (3)
CURRENCY, NOTES, ETC.	\$ 123,409	\$ 8,243
JEWELRY & PRECIOUS METALS	\$ 272,981	\$ 1,270
CLOTHING AND FURS	\$ 47,473	\$ 3,015
LOCALLY STOLEN MOTOR VEHICLE	\$ 2,394,011	\$ 1,473,890
OFFICE EQUIPMENT	\$ 10,436	\$ 78
TV, RADIOS, CAMERAS, ETC.	\$ 34,824	\$ 10,470
FIREARMS	\$ 152,434	\$ 15,266
HOUSEHOLD GOODS	\$ 170,846	\$ 3,178
CONSUMABLE GOODS	\$ 58,918	\$ 5,936
LIVESTOCK	\$ 2,500	
MISCELLANEOUS	\$ 1,724,500	\$ 412,564
<b>GRAND TOTAL</b>	<b>\$ 4,992,332</b>	<b>\$ 1,933,910</b>

LAW ENFORCEMENT OFFICERS KILLED OR ASSAULTED

Type of activity	Total assaults by weapon	Type of Weapon				Type of Assignment						Officer assaults cleared	
		Firearm	Knife or other cutting instrument	Other dangerous weapon	Hands, fists, feet, etc.	Two-officer vehicle	One-officer vehicle		Detective or special assign.		Other		
							Alone	Asst	Alone	Ast	Alone		Asst
A	B	C	D	E	F	G	H	I	J	K	L	M	
1. Responding to disturbance calls (family quarrels, person with firearm, etc.)	76	12	2	4	58	16	16	41	2			1	76
2. Burglaries in progress or pursuing burglary suspects	3			1	2		3						3
3. Robberies in progress or pursuing robbery suspects													
4. Attempting other arrests	31	4	3	3	21	3	8	20					30
5. Civil disorder (riot, mass disobedience, etc.)													
6. Handling, transporting, custody of prisoners	4				4	1	3						3
7. Investigating suspicious persons or circumstances	8				8	1	2	4	1				8
8. Ambush – no warning													
9. Mentally deranged													
10. Traffic pursuits and stops	25	1		11	13	3	10	12					25
11. All other	6				6		3	3					6
<b>12. TOTAL (1-11)</b>	<b>153</b>	<b>17</b>	<b>5</b>	<b>19</b>	<b>112</b>	<b>24</b>	<b>45</b>	<b>80</b>	<b>3</b>			<b>1</b>	<b>151</b>
13. Number with person injury	44	2		1	41								
14. Number without personal injury	109	15	5	18	71								

15. Time of assaults	12 AM	2 AM	4 AM	6 AM	8 AM	10 AM	NOON	2 PM	4 PM	6 PM	8 PM	10 PM	UNK
	10	13	12	9	2	14	16	9	27	9	19	13	



AGE, SEX AND RACE OF PERSONS ARRESTED  
18 Years of age and over

CLASSIFICATIONS OF OFFENSES	UCR	SEX	AGE														TOT	RACE						
			18	19	20	21	22	23	24	25-29	30-34	35-39	40-44	45-49	50-54	55-59		60-64	65 OV	WHT	BLK	IND	ASN	PAC
MURDER/NONNEG MANSLAUGHTER	01A	M	2		1							2	1	1	1				8	3		7		
		F									1	1							2					
MANSLAUGHTER BY NEGLIGENCE	01B	M								1									1			1		
		F																						
RAPE	02	M	3	2	4	4	3	2	3	5	4	7	5	3	3	6		1	55	16		40	1	
		F										2							2					
ROBBERY	03	M	1	2		2	1	3		5	4	3		2					23	17	2	7		1
		F					1		1			1				1			4					
AGGRAVATED ASSAULT	04	M	4	9	7	7	21	13	16	62	75	62	44	28	24	10	8	6	396	198	10	276	6	1
		F	3	4	3	3		1	1	17	21	15	9	6	6	4	2		95					
BURGLARY	05	M	4	1	3	7	3	2	1	12	10	11	5	5	3				67	47	1	31	1	
		F		1					1	3	2	3	2	1					13					
LARCENY	06	M			2	4		3	4	19	18	15	12	7	6	4	2	1	97	119		22	4	
		F		2		3	2		4	14	8	7	3	2	2	1			48					
MOTOR VEHICLE THEFT	07	M	2	2	1	4	3		1	10	6	6	3	1	1	2			42	32	2	22		
		F	2		1			1	2	4	2	2							14					
OTHER ASSAULTS	08	M	20	25	21	22	20	32	32	133	172	133	87	67	77	49	28	22	940	545	34	696	17	2
		F	3	7	9	11	10	9	9	61	82	44	41	20	22	18	3	5	354					
ARSON	09	M					1				2	1	2	1					7	5		2		
		F																						
FORGERY	10	M										1	1						2	1		1		
		F																						
FRAUD	11	M							1	1	2	1				1	1		7	6		3		
		F									1		1						2					
EMBEZZLEMENT	12	M																						
		F																						
STOLEN PROPERTY	13	M								1	2			1	1				5	6				
		F									1								1					
VANDALISM	14	M	1	2		2	2	3	3	11	12	10	6	4	8	4	1	2	71	59	3	47	1	
		F	2		1			1		11	8	4	7		3	2			39					
WEAPONS	15	M	2		1	2	1	3		15	10	13	7	3	1	1	1	1	61	52	5	17		
		F		1		1				2	2	2	2	1	2				13					
PROSTITUTION AND COMMERCIALIZED VICE	16	M																						
		F																						
PROSTITUTION	16a	M																						
		F																						

AGE, SEX AND RACE OF PERSONS ARRESTED  
18 Years of age and over

CLASSIFICATIONS OF OFFENSES	UCR	SEX	AGE													TOT	RACE								
			18	19	20	21	22	23	24	25-29	30-34	35-39	40-44	45-49	50-54		55-59	60-64	65 OV	WHT	BLK	IND	ASN	PAC	
ASSISTING OR PROMOTING PROSTITUTION	16b	M																							
		F																							
PURCHASING PROSTITUTION	16c	M																							
		F																							
SEX OFFENSES	17	M	3				3		1	1	2	2	2	1	3	2				20	10	1	9		
		F																							
DRUG/SALE/MAN	180	M						1		3	3				2	1			10	14		2			
		F			1		2		1					2					6						
NARCOTICS	180a	M											1						1	3					
		F					1							1					2						
MARIJUANA	180b	M						1											1	2					
		F					1												1						
SYNTHETIC NARC	180c	M																							
		F																							
OTHER/NON-NARC	180d	M									3	2				2	1		8	9		2			
		F			1				1					1					3						
DRUG/POSSESSION	185	M	5	5	2	4		3	3	14	15	16	8	7	3	3	3	1	92	105	7	33	2		
		F	4	1	1		1		1	8	13	15	4	3	3	1			55						
NARCOTICS	185e	M			1			1	1	7	5	4	3	2	1		1		26	33	1	8	1		
		F		1						2	6	5	2		1				17						
MARIJUANA	185f	M	3	4		1				2		1						11	10	1	4				
		F	3									1						4							
SYNTHETIC NARC	185g	M	1	1						3	1	2					1		10	8	4	2			
		F								2		2							4						
OTHER/NON-NARC	185h	M	1		1	3		2	2	2	9	9	5	5	2	2	2		45	54	1	19	1		
		F	1		1		1		1	4	7	7	2	3	2	1			30						
GAMBLING	19	M																							
		F																							
BOOKMAKING	19a	M																							
		F																							
NUMBERS	19b	M																							
		F																							
OTHER GAMBLING	19c	M																							
		F																							
FAMILY/CHILD	20	M																1	1	2			2		
		F								1		1						1	3						

AGE, SEX AND RACE OF PERSONS ARRESTED  
18 Years of age and over

CLASSIFICATIONS OF OFFENSES	UCR	SEX	AGE														TOT	RACE						
			18	19	20	21	22	23	24	25-29	30-34	35-39	40-44	45-49	50-54	55-59		60-64	65 OV	WHT	BLK	IND	ASN	PAC
DRIVING INFLUENCE	21	M	14	15	11	22	14	18	19	77	68	70	37	44	39	28	32	13	521	533	24	172	11	
		F	4	2	4	5	8	4	6	35	30	29	23	19	10	16	19	5	219					
LIQUOR LAWS	22	M		1		1	1			1	1	3			1			10	5		12			
		F	3		1					1		1				1		7						
DRUNKENNESS	23	M					1	1					1					3	1		5			
		F		1			1			1								3						
DISORDERLY CONDUCT	24	M	1	1		2	2	1		7	9	7	4	3	4	7	2	1	51	36	4	34	1	
		F			2		1	2		4	5	5	4	1					24					
VAGRANCY	25	M																			1			
		F										1						1						
ALL OTHER	26	M	16	22	24	38	32	52	36	256	312	303	216	179	172	170	111	135	2074	1756	66	592	103	17
		F	3	7	6	9	6	11	11	75	87	72	54	34	22	37	16	10	460					
SUSPICION	27	M																						
		F																						
HUMAN TRAFFICKING/COMMERCIAL SEX ACTS	30	M																						
		F																						
HUMAN TRAFFICKING/INVOLUNTARY SERVITUDE	31	M																						
		F																						
TOTAL BY SEX		M	78	87	77	121	108	137	121	631	727	669	441	357	349	288	189	184	4564	3568	159	2034	147	21
		F	24	26	29	32	32	29	37	237	263	205	152	87	70	81	41	20	1365					
<b>GRAND TOTAL</b>			<b>102</b>	<b>113</b>	<b>106</b>	<b>153</b>	<b>140</b>	<b>166</b>	<b>158</b>	<b>868</b>	<b>990</b>	<b>874</b>	<b>593</b>	<b>444</b>	<b>419</b>	<b>369</b>	<b>230</b>	<b>204</b>	<b>5929</b>	<b>3568</b>	<b>159</b>	<b>2034</b>	<b>147</b>	<b>21</b>

AGE, SEX AND RACE OF PERSONS ARRESTED  
under 18 Years of age

CLASSIFICATIONS OF OFFENSES	UCR	SEX	AGE						TOT	RACE									
			Under 10	10-12	13-14	15	16	17		WHT	BLK	IND	ASN	PAC					
			MURDER/NONNEG MANSLAUGHTER	01A	M														
		F																	
MANSLAUGHTER BY NEGLIGENCE	01B	M																	
		F																	
RAPE	02	M			1	3		4	8	1		8							
		F					1		1										
ROBBERY	03	M			1				1	1		1							
		F				1			1										
AGGRAVATED ASSAULT	04	M	2	2	6	3	2	6	21	12	2	17							
		F		2	4	1	2	1	10										
BURGLARY	05	M		6	5	4	8	7	30	5		26							
		F						1	1										
LARCENY	06	M		1	1		1	4	7	8		2							
		F				1	1	1	3										
MOTOR VEHICLE THEFT	07	M		1	2		2	4	9	5	1	10							
		F			2	2	2	1	7										
OTHER ASSAULTS	08	M		2	21	8	9	12	52	52	2	31							
		F			8	10	6	9	33										
ARSON	09	M		2	2	2			6		1	5							
		F																	
FORGERY	10	M																	
		F																	
FRAUD	11	M						1	1	1		1							
		F			1				1										
EMBEZZLEMENT	12	M																	
		F																	
STOLEN PROPERTY	13	M																	
		F																	
VANDALISM	14	M		1	1	2	1	1	6	4		6							
		F		1	2		1		4										
WEAPONS	15	M								1									
		F				1			1										
PROSTITUTION	16	M																	
		F																	
PROSTITUTION	16a	M																	
		F																	

AGE, SEX AND RACE OF PERSONS ARRESTED  
under 18 Years of age

CLASSIFICATIONS OF OFFENSES	UCR	SEX	AGE						TOT	RACE									
			Under 10	10-12	13-14	15	16	17		WHT	BLK	IND	ASN	PAC					
			ASSISTING OR PROMOTING PROSTITUTION	16b	M														
		F																	
PURCHASING PROSTITUTION	16c	M																	
		F																	
SEX OFFENSES	17	M			2		1	2	5	3	3								
		F					1		1										
<b>DRUG/SALE/MAN</b>	180	M								1									
		F					1		1										
NARCOTICS	180a	M								1									
		F					1		1										
MARIJUANA	180b	M																	
		F																	
SYNTHETIC NARC	180c	M																	
		F																	
OTHER/NON-NARC	180d	M																	
		F																	
<b>DRUG/POSSESSION</b>	185	M			2	1	1	1	5	5			1						
		F						1	1										
NARCOTICS	185e	M																	
		F																	
MARIJUANA	185f	M			1	1	1		3	4									
		F						1	1										
SYNTHETIC NARC	185g	M																	
		F																	
OTHER/NON-NARC	185h	M			1			1	2	1			1						
		F																	
<b>GAMBLING</b>	19	M																	
		F																	
BOOKMAKING	19a	M																	
		F																	
NUMBERS	19b	M																	
		F																	
OTHER GAMBLING	19c	M																	
		F																	
FAMILY/CHILD	20	M																	
		F																	

AGE, SEX AND RACE OF PERSONS ARRESTED  
under 18 Years of age

CLASSIFICATIONS OF OFFENSES	UCR	SEX	AGE							TOT	RACE				
			Under 10	10-12	13-14	15	16	17	WHT		BLK	IND	ASN	PAC	
			DRIVING INFLUENCE	21	M						1	5	6	4	
		F						2	2						
LIQUOR LAWS	22	M					1	2	3	7		1			
		F			1			4	5						
DRUNKENNESS	23	M													
		F													
DISORDERLY CONDUCT	24	M						1	1	1					
		F													
VAGRANCY	25	M													
		F													
ALL OTHER	26	M			1		3	8	12	10	1	4			
		F	1					2	3						
SUSPICION	27	M													
		F													
CURFEW	28	M													
		F													
RUN-AWAYS	29	M													
		F													
HUMAN TRAFFICKING/COMMERCIAL SEX ACTS	30	M													
		F													
HUMAN TRAFFICKING/INVOLUNTARY SERVITUDE	31	M													
		F													
TOTAL BY SEX		M	2	15	45	23	30	58	173	121	10	117			
		F	1	3	18	16	15	22	75						
GRAND TOTAL			3	18	63	39	45	80	248	121	10	117			

MONTHLY RETURN OF ARSON OFFENSES KNOWN TO LAW ENFORCEMENT

1 PROPERTY CLASSIFICATION	2 Offenses Reported or Known to Police (Include Unfounded and attempts)	3 Unfounded, i.e. False or Baseless Complaints	4 Number of Actual Offenses (Column 2 Minus Column 3) (Include Attempts)	5 Total Offenses Cleared by Arrest or Exceptional Means (Include Column 6)	6 Number of Clearances Involving Only Persons Under 18 Years of Age	7 Offenses Where Structures Uninhabited, Abandoned, or not Normally in Use	8 Estimated Value of Property Damage
STRUCTURAL							
A. Single Occupancy Residential: Houses, Townhouses, Duplexes, etc.	12		12	9	1		\$150,000
B. Other Residential: Apartments, Tenements, Flats, Hotels, Motels, Inns, Dormitories, Boarding Houses, etc.	2		2	1			
C. Storage: Barns, Garages, Warehouses, etc.				1	1		
D. Industrial/Manufacturing:							
E. Other Commercial: Stores, Restaurants, Offices, etc.							
F. Community/Public: Churches, Jails, Schools, Colleges, Hospitals, etc.	2		2	2	2		\$60,000
G. All Other Structure: Out Buildings, Monuments, Buildings Under Constructions, etc.	2		2	1			\$200
<b>TOTAL STRUCTURAL</b>	<b>18</b>		<b>18</b>	<b>14</b>	<b>4</b>		<b>\$210,200</b>
MOBILE							
H. Motor Vehicles: Automobiles, Trucks, Buses, Motorcycles, etc. UCR Definition	5		5	1			
I. Other Mobile Property: Trailers, Recreational Vehicles, Airplanes, Boats, etc.	1		1	1			
<b>TOTAL MOBILE</b>	<b>6</b>		<b>6</b>	<b>2</b>			
OTHER							
J. TOTAL OTHER Crops, Timber, Fences, Signs, etc.	1		1	1			
<b>TOTAL OTHER</b>	<b>1</b>		<b>1</b>	<b>1</b>			
<b>GRAND TOTAL</b>	<b>25</b>		<b>25</b>	<b>17</b>	<b>4</b>		<b>\$210,200</b>

RETURN A - MONTHLY RETURN OF OFFENSES KNOWN TO POLICE

(1) Classification of Offense	(2) Offenses Reported	(3) Unfounded Offenses	(4) Actual Offenses	(5) Offenses Cleared	(6) Juveniles Only
CRIMINAL HOMICIDE					
MURDER/NONNEG MANSLAUGHTER					
MANSLAUGHTER BY NEGLIGENCE					
TOTAL					
RAPE					
RAPE	43	10	33	17	
ATTEMPTS TO COMMIT RAPE	17	7	10	6	
TOTAL	60	17	43	23	
ROBBERY					
FIREARM	1		1	1	1
KNIFE/CUTTING INSTRUMENT					
OTHER DANGEROUS WEAPON					
STRONG-ARM (HANDS, FISTS)	2	1	1	1	
TOTAL	3	1	2	2	1
ASSAULT					
FIREARM	10	1	9	9	
KNIFE OR CUTTING INSTRUMENT	21	2	19	15	1
OTHER DANGEROUS WEAPON	17	3	14	11	1
HANDS, FIST, FEET, AGGRAVATED	8	2	6	5	
OTHER ASSAULTS - SIMPLE	496	106	390	302	9
TOTAL	552	114	438	342	11
BURGLARY					
FORCIBLE ENTRY	22	5	17	7	5
UNLAWFUL ENTRY - NO FORCE	8	4	4	3	
ATTEMPTED FORCIBLE ENTRY	2	2			
TOTAL	32	11	21	10	5
LARCENY-THEFT					
THEFT (EX MOTOR VEHICLE)	63	28	35	10	1
TOTAL	63	28	35	10	1
MOTOR VEHICLE THEFT					
AUTOS	9	5	4	1	1
TRUCKS AND BUSES	11	7	4	2	
OTHER VEHICLES	13	6	7	1	1
TOTAL	33	18	15	4	2
<b>GRAND TOTAL</b>	<b>743</b>	<b>189</b>	<b>554</b>	<b>391</b>	<b>20</b>



PROPERTY STOLEN BY CLASSIFICATION

CLASSIFICATION OF OFFENSES	NUMBER ACTUAL OFFENSES	VALUE OF PROPERTY STOLEN
MURDER/NONNEG MANSLAUGHTER		
RAPE	43	
ROBBERY		
HIGHWAY (STREET, ALLEYS, ETC.)		
COMMERCIAL HOUSE	1	
GAS OR SERVICE STATION		
CONVENIENCE STORE		
RESIDENCE		
BANK		
MISCELLANEOUS	1	\$ 1
TOTAL ROBBERY	2	\$ 1
BURGLARY		
RESIDENCE (DWELLING)		
NIGHT (6PM-6AM)	7	\$ 2,193
DAY (6AM-6PM)	1	\$ 1
UNKNOWN		
NON-RESIDENCE (STORE ETC.)		
NIGHT (6PM-6AM)	13	\$ 12,501
DAY (6AM-6PM)		
UNKNOWN		
TOTAL BURGLARY	21	\$ 14,695
LARCENY-THEFT		
\$200 AND OVER	18	\$ 50,860
\$50 TO \$200	2	\$ 150
UNDER \$50	15	\$ 36
TOTAL	35	\$ 51,046
6X. NATURE OF LARCENIES UNDER ITEM 6		
POCKET-PICKING	1	\$ 210
PURSE-SNATCHING		
SHOPLIFTING	2	\$ 283
FROM MOTOR VEHICLE		
MOTOR VEHICLE PARTS & ACCESSORIES	1	\$ 50
BICYCLES	1	\$ 100
FROM BUILDING(EX C&H)	6	\$ 7,091
FROM COIN-OP MACHINES		
ALL OTHER	24	\$ 43,312
TOTAL LARCENY	35	\$ 51,046
MOTOR VEHICLE THEFT	15	\$ 126,202
STOLEN & RECOVERED LOCALLY	6	
STOLEN LOCALLY & RECOVERED OTHER		
TOTAL STOLEN OTHER & RECOVERED LOCAL	6	
STOLEN IN OTHER JURIS & RECOVERED LOCALLY		
TOTAL MOTOR VEHICLE THEFT	15	\$ 126,202
<b>GRAND TOTAL</b>	<b>116</b>	<b>\$ 191,944</b>

PROPERTY BY TYPE AND VALUE

Type of Property (1)	Monetary Value of Property Stolen in Your Jurisdiction	
	STOLEN (2)	RECOVERED (3)
CURRENCY, NOTES, ETC.	\$ 8,410	\$ 603
JEWELRY & PRECIOUS METALS		
CLOTHING AND FURS	\$ 700	
LOCALLY STOLEN MOTOR VEHICLE	\$ 126,202	\$ 64,401
OFFICE EQUIPMENT		
TV, RADIOS, CAMERAS, ETC.	\$ 125	
FIREARMS	\$ 1	
HOUSEHOLD GOODS	\$ 8,644	
CONSUMABLE GOODS	\$ 1,332	\$ 345
LIVESTOCK		
MISCELLANEOUS	\$ 46,530	\$ 37,845
<b>GRAND TOTAL</b>	<b>\$ 191,944</b>	<b>\$ 103,194</b>

LAW ENFORCEMENT OFFICERS KILLED OR ASSAULTED

Type of activity	Total assaults by weapon	Type of Weapon				Type of Assignment						Officer assaults cleared	
		Firearm	Knife or other cutting instrument	Other dangerous weapon	Hands, fists, feet, etc.	Two-officer vehicle	One-officer vehicle		Detective or special assign.		Other		
							Alone	Asst	Alone	Ast	Alone		Asst
A	B	C	D	E	F	G	H	I	J	K	L	M	
1. Responding to disturbance calls (family quarrels, person with firearm, etc.)	1		1			1							1
2. Burglaries in progress or pursuing burglary suspects													
3. Robberies in progress or pursuing robbery suspects													
4. Attempting other arrests													
5. Civil disorder (riot, mass disobedience, etc.)													
6. Handling, transporting, custody of prisoners													
7. Investigating suspicious persons or circumstances													
8. Ambush – no warning													
9. Mentally deranged	1		1				1						1
10. Traffic pursuits and stops													
11. All other													
<b>12. TOTAL (1-11)</b>	<b>2</b>		<b>2</b>			<b>1</b>	<b>1</b>						<b>2</b>
13. Number with person injury													
14. Number without personal injury	2		2										

15. Time of assaults	12 AM	2 AM	4 AM	6 AM	8 AM	10 AM	NOON	2 PM	4 PM	6 PM	8 PM	10 PM	UNK
		1				1							

AGE, SEX AND RACE OF PERSONS ARRESTED  
18 Years of age and over

CLASSIFICATIONS OF OFFENSES	UCR	SEX	AGE													TOT	RACE																																																																																																																																																																																																																																																																																																																																																																																																																																																																																																																																																																																																																																																																																																																																																																																																																																																																																																																																																																																																																													
			18	19	20	21	22	23	24	25-29	30-34	35-39	40-44	45-49	50-54		55-59	60-64	65 OV	WHT	BLK	IND	ASN	PAC																																																																																																																																																																																																																																																																																																																																																																																																																																																																																																																																																																																																																																																																																																																																																																																																																																																																																																																																																																																																																						
			MURDER/NONNEG MANSLAUGHTER	01A	M																												F																										MANSLAUGHTER BY NEGLIGENCE	01B	M																												F																										RAPE	02	M	1	1	1				1	7	2	2		8	1	3	1				28	1			26	2				F												1							1							ROBBERY	03	M							1												1				1					F																										AGGRAVATED ASSAULT	04	M				3		1	1	3	9	6	6	1	1	2	2	1			36	1			40					F					1			3						1					5							BURGLARY	05	M									1		1		1						3				5					F										1	1								2							LARCENY	06	M								4	2	2		1	2						11	2	1		9	1				F										2									2							MOTOR VEHICLE THEFT	07	M									1	1									2				2					F																										OTHER ASSAULTS	08	M	2	1	3	2	5	9	7	49	42	33	24	16	7	14	2	1			217	11	2		299					F				1	3	3	6	21	21	11	13	2	8	2	3	1			95							ARSON	09	M																												F																										FORGERY	10	M																							1					F					1														1							FRAUD	11	M																							1					F										1									1							EMBEZZLEMENT	12	M																												F																										STOLEN PROPERTY	13	M																												F																										VANDALISM	14	M	1	1		1	3	1		8	9	3			1						28	1			43					F	1				2		1	2	4	4		2							16							WEAPONS	15	M								1	1	1									3	1			3					F										1									1							PROSTITUTION AND COMMERCIALIZED VICE	16	M								1											1				1					F																										PROSTITUTION	16a	M								1											1				1					F																					
		F																										MANSLAUGHTER BY NEGLIGENCE	01B	M																												F																										RAPE	02	M	1	1	1				1	7	2	2		8	1	3	1				28	1			26	2				F												1							1							ROBBERY	03	M							1												1				1					F																										AGGRAVATED ASSAULT	04	M				3		1	1	3	9	6	6	1	1	2	2	1			36	1			40					F					1			3						1					5							BURGLARY	05	M									1		1		1						3				5					F										1	1								2							LARCENY	06	M								4	2	2		1	2						11	2	1		9	1				F										2									2							MOTOR VEHICLE THEFT	07	M									1	1									2				2					F																										OTHER ASSAULTS	08	M	2	1	3	2	5	9	7	49	42	33	24	16	7	14	2	1			217	11	2		299					F				1	3	3	6	21	21	11	13	2	8	2	3	1			95							ARSON	09	M																												F																										FORGERY	10	M																							1					F					1														1							FRAUD	11	M																							1					F										1									1							EMBEZZLEMENT	12	M																												F																										STOLEN PROPERTY	13	M																												F																										VANDALISM	14	M	1	1		1	3	1		8	9	3			1						28	1			43					F	1				2		1	2	4	4		2							16							WEAPONS	15	M								1	1	1									3	1			3					F										1									1							PROSTITUTION AND COMMERCIALIZED VICE	16	M								1											1				1					F																										PROSTITUTION	16a	M								1											1				1					F																																																				
MANSLAUGHTER BY NEGLIGENCE	01B	M																												F																										RAPE	02	M	1	1	1				1	7	2	2		8	1	3	1				28	1			26	2				F												1							1							ROBBERY	03	M							1												1				1					F																										AGGRAVATED ASSAULT	04	M				3		1	1	3	9	6	6	1	1	2	2	1			36	1			40					F					1			3						1					5							BURGLARY	05	M									1		1		1						3				5					F										1	1								2							LARCENY	06	M								4	2	2		1	2						11	2	1		9	1				F										2									2							MOTOR VEHICLE THEFT	07	M									1	1									2				2					F																										OTHER ASSAULTS	08	M	2	1	3	2	5	9	7	49	42	33	24	16	7	14	2	1			217	11	2		299					F				1	3	3	6	21	21	11	13	2	8	2	3	1			95							ARSON	09	M																												F																										FORGERY	10	M																							1					F					1														1							FRAUD	11	M																							1					F										1									1							EMBEZZLEMENT	12	M																												F																										STOLEN PROPERTY	13	M																												F																										VANDALISM	14	M	1	1		1	3	1		8	9	3			1						28	1			43					F	1				2		1	2	4	4		2							16							WEAPONS	15	M								1	1	1									3	1			3					F										1									1							PROSTITUTION AND COMMERCIALIZED VICE	16	M								1											1				1					F																										PROSTITUTION	16a	M								1											1				1					F																																																																																
		F																										RAPE	02	M	1	1	1				1	7	2	2		8	1	3	1				28	1			26	2				F												1							1							ROBBERY	03	M							1												1				1					F																										AGGRAVATED ASSAULT	04	M				3		1	1	3	9	6	6	1	1	2	2	1			36	1			40					F					1			3						1					5							BURGLARY	05	M									1		1		1						3				5					F										1	1								2							LARCENY	06	M								4	2	2		1	2						11	2	1		9	1				F										2									2							MOTOR VEHICLE THEFT	07	M									1	1									2				2					F																										OTHER ASSAULTS	08	M	2	1	3	2	5	9	7	49	42	33	24	16	7	14	2	1			217	11	2		299					F				1	3	3	6	21	21	11	13	2	8	2	3	1			95							ARSON	09	M																												F																										FORGERY	10	M																							1					F					1														1							FRAUD	11	M																							1					F										1									1							EMBEZZLEMENT	12	M																												F																										STOLEN PROPERTY	13	M																												F																										VANDALISM	14	M	1	1		1	3	1		8	9	3			1						28	1			43					F	1				2		1	2	4	4		2							16							WEAPONS	15	M								1	1	1									3	1			3					F										1									1							PROSTITUTION AND COMMERCIALIZED VICE	16	M								1											1				1					F																										PROSTITUTION	16a	M								1											1				1					F																																																																																																												
RAPE	02	M	1	1	1				1	7	2	2		8	1	3	1				28	1			26	2				F												1							1							ROBBERY	03	M							1												1				1					F																										AGGRAVATED ASSAULT	04	M				3		1	1	3	9	6	6	1	1	2	2	1			36	1			40					F					1			3						1					5							BURGLARY	05	M									1		1		1						3				5					F										1	1								2							LARCENY	06	M								4	2	2		1	2						11	2	1		9	1				F										2									2							MOTOR VEHICLE THEFT	07	M									1	1									2				2					F																										OTHER ASSAULTS	08	M	2	1	3	2	5	9	7	49	42	33	24	16	7	14	2	1			217	11	2		299					F				1	3	3	6	21	21	11	13	2	8	2	3	1			95							ARSON	09	M																												F																										FORGERY	10	M																							1					F					1														1							FRAUD	11	M																							1					F										1									1							EMBEZZLEMENT	12	M																												F																										STOLEN PROPERTY	13	M																												F																										VANDALISM	14	M	1	1		1	3	1		8	9	3			1						28	1			43					F	1				2		1	2	4	4		2							16							WEAPONS	15	M								1	1	1									3	1			3					F										1									1							PROSTITUTION AND COMMERCIALIZED VICE	16	M								1											1				1					F																										PROSTITUTION	16a	M								1											1				1					F																																																																																																																																								
		F												1							1							ROBBERY	03	M							1												1				1					F																										AGGRAVATED ASSAULT	04	M				3		1	1	3	9	6	6	1	1	2	2	1			36	1			40					F					1			3						1					5							BURGLARY	05	M									1		1		1						3				5					F										1	1								2							LARCENY	06	M								4	2	2		1	2						11	2	1		9	1				F										2									2							MOTOR VEHICLE THEFT	07	M									1	1									2				2					F																										OTHER ASSAULTS	08	M	2	1	3	2	5	9	7	49	42	33	24	16	7	14	2	1			217	11	2		299					F				1	3	3	6	21	21	11	13	2	8	2	3	1			95							ARSON	09	M																												F																										FORGERY	10	M																							1					F					1														1							FRAUD	11	M																							1					F										1									1							EMBEZZLEMENT	12	M																												F																										STOLEN PROPERTY	13	M																												F																										VANDALISM	14	M	1	1		1	3	1		8	9	3			1						28	1			43					F	1				2		1	2	4	4		2							16							WEAPONS	15	M								1	1	1									3	1			3					F										1									1							PROSTITUTION AND COMMERCIALIZED VICE	16	M								1											1				1					F																										PROSTITUTION	16a	M								1											1				1					F																																																																																																																																																																				
ROBBERY	03	M							1												1				1					F																										AGGRAVATED ASSAULT	04	M				3		1	1	3	9	6	6	1	1	2	2	1			36	1			40					F					1			3						1					5							BURGLARY	05	M									1		1		1						3				5					F										1	1								2							LARCENY	06	M								4	2	2		1	2						11	2	1		9	1				F										2									2							MOTOR VEHICLE THEFT	07	M									1	1									2				2					F																										OTHER ASSAULTS	08	M	2	1	3	2	5	9	7	49	42	33	24	16	7	14	2	1			217	11	2		299					F				1	3	3	6	21	21	11	13	2	8	2	3	1			95							ARSON	09	M																												F																										FORGERY	10	M																							1					F					1														1							FRAUD	11	M																							1					F										1									1							EMBEZZLEMENT	12	M																												F																										STOLEN PROPERTY	13	M																												F																										VANDALISM	14	M	1	1		1	3	1		8	9	3			1						28	1			43					F	1				2		1	2	4	4		2							16							WEAPONS	15	M								1	1	1									3	1			3					F										1									1							PROSTITUTION AND COMMERCIALIZED VICE	16	M								1											1				1					F																										PROSTITUTION	16a	M								1											1				1					F																																																																																																																																																																																																
		F																										AGGRAVATED ASSAULT	04	M				3		1	1	3	9	6	6	1	1	2	2	1			36	1			40					F					1			3						1					5							BURGLARY	05	M									1		1		1						3				5					F										1	1								2							LARCENY	06	M								4	2	2		1	2						11	2	1		9	1				F										2									2							MOTOR VEHICLE THEFT	07	M									1	1									2				2					F																										OTHER ASSAULTS	08	M	2	1	3	2	5	9	7	49	42	33	24	16	7	14	2	1			217	11	2		299					F				1	3	3	6	21	21	11	13	2	8	2	3	1			95							ARSON	09	M																												F																										FORGERY	10	M																							1					F					1														1							FRAUD	11	M																							1					F										1									1							EMBEZZLEMENT	12	M																												F																										STOLEN PROPERTY	13	M																												F																										VANDALISM	14	M	1	1		1	3	1		8	9	3			1						28	1			43					F	1				2		1	2	4	4		2							16							WEAPONS	15	M								1	1	1									3	1			3					F										1									1							PROSTITUTION AND COMMERCIALIZED VICE	16	M								1											1				1					F																										PROSTITUTION	16a	M								1											1				1					F																																																																																																																																																																																																																												
AGGRAVATED ASSAULT	04	M				3		1	1	3	9	6	6	1	1	2	2	1			36	1			40					F					1			3						1					5							BURGLARY	05	M									1		1		1						3				5					F										1	1								2							LARCENY	06	M								4	2	2		1	2						11	2	1		9	1				F										2									2							MOTOR VEHICLE THEFT	07	M									1	1									2				2					F																										OTHER ASSAULTS	08	M	2	1	3	2	5	9	7	49	42	33	24	16	7	14	2	1			217	11	2		299					F				1	3	3	6	21	21	11	13	2	8	2	3	1			95							ARSON	09	M																												F																										FORGERY	10	M																							1					F					1														1							FRAUD	11	M																							1					F										1									1							EMBEZZLEMENT	12	M																												F																										STOLEN PROPERTY	13	M																												F																										VANDALISM	14	M	1	1		1	3	1		8	9	3			1						28	1			43					F	1				2		1	2	4	4		2							16							WEAPONS	15	M								1	1	1									3	1			3					F										1									1							PROSTITUTION AND COMMERCIALIZED VICE	16	M								1											1				1					F																										PROSTITUTION	16a	M								1											1				1					F																																																																																																																																																																																																																																																								
		F					1			3						1					5							BURGLARY	05	M									1		1		1						3				5					F										1	1								2							LARCENY	06	M								4	2	2		1	2						11	2	1		9	1				F										2									2							MOTOR VEHICLE THEFT	07	M									1	1									2				2					F																										OTHER ASSAULTS	08	M	2	1	3	2	5	9	7	49	42	33	24	16	7	14	2	1			217	11	2		299					F				1	3	3	6	21	21	11	13	2	8	2	3	1			95							ARSON	09	M																												F																										FORGERY	10	M																							1					F					1														1							FRAUD	11	M																							1					F										1									1							EMBEZZLEMENT	12	M																												F																										STOLEN PROPERTY	13	M																												F																										VANDALISM	14	M	1	1		1	3	1		8	9	3			1						28	1			43					F	1				2		1	2	4	4		2							16							WEAPONS	15	M								1	1	1									3	1			3					F										1									1							PROSTITUTION AND COMMERCIALIZED VICE	16	M								1											1				1					F																										PROSTITUTION	16a	M								1											1				1					F																																																																																																																																																																																																																																																																																				
BURGLARY	05	M									1		1		1						3				5					F										1	1								2							LARCENY	06	M								4	2	2		1	2						11	2	1		9	1				F										2									2							MOTOR VEHICLE THEFT	07	M									1	1									2				2					F																										OTHER ASSAULTS	08	M	2	1	3	2	5	9	7	49	42	33	24	16	7	14	2	1			217	11	2		299					F				1	3	3	6	21	21	11	13	2	8	2	3	1			95							ARSON	09	M																												F																										FORGERY	10	M																							1					F					1														1							FRAUD	11	M																							1					F										1									1							EMBEZZLEMENT	12	M																												F																										STOLEN PROPERTY	13	M																												F																										VANDALISM	14	M	1	1		1	3	1		8	9	3			1						28	1			43					F	1				2		1	2	4	4		2							16							WEAPONS	15	M								1	1	1									3	1			3					F										1									1							PROSTITUTION AND COMMERCIALIZED VICE	16	M								1											1				1					F																										PROSTITUTION	16a	M								1											1				1					F																																																																																																																																																																																																																																																																																																																
		F										1	1								2							LARCENY	06	M								4	2	2		1	2						11	2	1		9	1				F										2									2							MOTOR VEHICLE THEFT	07	M									1	1									2				2					F																										OTHER ASSAULTS	08	M	2	1	3	2	5	9	7	49	42	33	24	16	7	14	2	1			217	11	2		299					F				1	3	3	6	21	21	11	13	2	8	2	3	1			95							ARSON	09	M																												F																										FORGERY	10	M																							1					F					1														1							FRAUD	11	M																							1					F										1									1							EMBEZZLEMENT	12	M																												F																										STOLEN PROPERTY	13	M																												F																										VANDALISM	14	M	1	1		1	3	1		8	9	3			1						28	1			43					F	1				2		1	2	4	4		2							16							WEAPONS	15	M								1	1	1									3	1			3					F										1									1							PROSTITUTION AND COMMERCIALIZED VICE	16	M								1											1				1					F																										PROSTITUTION	16a	M								1											1				1					F																																																																																																																																																																																																																																																																																																																																												
LARCENY	06	M								4	2	2		1	2						11	2	1		9	1				F										2									2							MOTOR VEHICLE THEFT	07	M									1	1									2				2					F																										OTHER ASSAULTS	08	M	2	1	3	2	5	9	7	49	42	33	24	16	7	14	2	1			217	11	2		299					F				1	3	3	6	21	21	11	13	2	8	2	3	1			95							ARSON	09	M																												F																										FORGERY	10	M																							1					F					1														1							FRAUD	11	M																							1					F										1									1							EMBEZZLEMENT	12	M																												F																										STOLEN PROPERTY	13	M																												F																										VANDALISM	14	M	1	1		1	3	1		8	9	3			1						28	1			43					F	1				2		1	2	4	4		2							16							WEAPONS	15	M								1	1	1									3	1			3					F										1									1							PROSTITUTION AND COMMERCIALIZED VICE	16	M								1											1				1					F																										PROSTITUTION	16a	M								1											1				1					F																																																																																																																																																																																																																																																																																																																																																																								
		F										2									2							MOTOR VEHICLE THEFT	07	M									1	1									2				2					F																										OTHER ASSAULTS	08	M	2	1	3	2	5	9	7	49	42	33	24	16	7	14	2	1			217	11	2		299					F				1	3	3	6	21	21	11	13	2	8	2	3	1			95							ARSON	09	M																												F																										FORGERY	10	M																							1					F					1														1							FRAUD	11	M																							1					F										1									1							EMBEZZLEMENT	12	M																												F																										STOLEN PROPERTY	13	M																												F																										VANDALISM	14	M	1	1		1	3	1		8	9	3			1						28	1			43					F	1				2		1	2	4	4		2							16							WEAPONS	15	M								1	1	1									3	1			3					F										1									1							PROSTITUTION AND COMMERCIALIZED VICE	16	M								1											1				1					F																										PROSTITUTION	16a	M								1											1				1					F																																																																																																																																																																																																																																																																																																																																																																																																				
MOTOR VEHICLE THEFT	07	M									1	1									2				2					F																										OTHER ASSAULTS	08	M	2	1	3	2	5	9	7	49	42	33	24	16	7	14	2	1			217	11	2		299					F				1	3	3	6	21	21	11	13	2	8	2	3	1			95							ARSON	09	M																												F																										FORGERY	10	M																							1					F					1														1							FRAUD	11	M																							1					F										1									1							EMBEZZLEMENT	12	M																												F																										STOLEN PROPERTY	13	M																												F																										VANDALISM	14	M	1	1		1	3	1		8	9	3			1						28	1			43					F	1				2		1	2	4	4		2							16							WEAPONS	15	M								1	1	1									3	1			3					F										1									1							PROSTITUTION AND COMMERCIALIZED VICE	16	M								1											1				1					F																										PROSTITUTION	16a	M								1											1				1					F																																																																																																																																																																																																																																																																																																																																																																																																																																
		F																										OTHER ASSAULTS	08	M	2	1	3	2	5	9	7	49	42	33	24	16	7	14	2	1			217	11	2		299					F				1	3	3	6	21	21	11	13	2	8	2	3	1			95							ARSON	09	M																												F																										FORGERY	10	M																							1					F					1														1							FRAUD	11	M																							1					F										1									1							EMBEZZLEMENT	12	M																												F																										STOLEN PROPERTY	13	M																												F																										VANDALISM	14	M	1	1		1	3	1		8	9	3			1						28	1			43					F	1				2		1	2	4	4		2							16							WEAPONS	15	M								1	1	1									3	1			3					F										1									1							PROSTITUTION AND COMMERCIALIZED VICE	16	M								1											1				1					F																										PROSTITUTION	16a	M								1											1				1					F																																																																																																																																																																																																																																																																																																																																																																																																																																																												
OTHER ASSAULTS	08	M	2	1	3	2	5	9	7	49	42	33	24	16	7	14	2	1			217	11	2		299					F				1	3	3	6	21	21	11	13	2	8	2	3	1			95							ARSON	09	M																												F																										FORGERY	10	M																							1					F					1														1							FRAUD	11	M																							1					F										1									1							EMBEZZLEMENT	12	M																												F																										STOLEN PROPERTY	13	M																												F																										VANDALISM	14	M	1	1		1	3	1		8	9	3			1						28	1			43					F	1				2		1	2	4	4		2							16							WEAPONS	15	M								1	1	1									3	1			3					F										1									1							PROSTITUTION AND COMMERCIALIZED VICE	16	M								1											1				1					F																										PROSTITUTION	16a	M								1											1				1					F																																																																																																																																																																																																																																																																																																																																																																																																																																																																																								
		F				1	3	3	6	21	21	11	13	2	8	2	3	1			95							ARSON	09	M																												F																										FORGERY	10	M																							1					F					1														1							FRAUD	11	M																							1					F										1									1							EMBEZZLEMENT	12	M																												F																										STOLEN PROPERTY	13	M																												F																										VANDALISM	14	M	1	1		1	3	1		8	9	3			1						28	1			43					F	1				2		1	2	4	4		2							16							WEAPONS	15	M								1	1	1									3	1			3					F										1									1							PROSTITUTION AND COMMERCIALIZED VICE	16	M								1											1				1					F																										PROSTITUTION	16a	M								1											1				1					F																																																																																																																																																																																																																																																																																																																																																																																																																																																																																																																				
ARSON	09	M																												F																										FORGERY	10	M																							1					F					1														1							FRAUD	11	M																							1					F										1									1							EMBEZZLEMENT	12	M																												F																										STOLEN PROPERTY	13	M																												F																										VANDALISM	14	M	1	1		1	3	1		8	9	3			1						28	1			43					F	1				2		1	2	4	4		2							16							WEAPONS	15	M								1	1	1									3	1			3					F										1									1							PROSTITUTION AND COMMERCIALIZED VICE	16	M								1											1				1					F																										PROSTITUTION	16a	M								1											1				1					F																																																																																																																																																																																																																																																																																																																																																																																																																																																																																																																																																
		F																										FORGERY	10	M																							1					F					1														1							FRAUD	11	M																							1					F										1									1							EMBEZZLEMENT	12	M																												F																										STOLEN PROPERTY	13	M																												F																										VANDALISM	14	M	1	1		1	3	1		8	9	3			1						28	1			43					F	1				2		1	2	4	4		2							16							WEAPONS	15	M								1	1	1									3	1			3					F										1									1							PROSTITUTION AND COMMERCIALIZED VICE	16	M								1											1				1					F																										PROSTITUTION	16a	M								1											1				1					F																																																																																																																																																																																																																																																																																																																																																																																																																																																																																																																																																																												
FORGERY	10	M																							1					F					1														1							FRAUD	11	M																							1					F										1									1							EMBEZZLEMENT	12	M																												F																										STOLEN PROPERTY	13	M																												F																										VANDALISM	14	M	1	1		1	3	1		8	9	3			1						28	1			43					F	1				2		1	2	4	4		2							16							WEAPONS	15	M								1	1	1									3	1			3					F										1									1							PROSTITUTION AND COMMERCIALIZED VICE	16	M								1											1				1					F																										PROSTITUTION	16a	M								1											1				1					F																																																																																																																																																																																																																																																																																																																																																																																																																																																																																																																																																																																																								
		F					1														1							FRAUD	11	M																							1					F										1									1							EMBEZZLEMENT	12	M																												F																										STOLEN PROPERTY	13	M																												F																										VANDALISM	14	M	1	1		1	3	1		8	9	3			1						28	1			43					F	1				2		1	2	4	4		2							16							WEAPONS	15	M								1	1	1									3	1			3					F										1									1							PROSTITUTION AND COMMERCIALIZED VICE	16	M								1											1				1					F																										PROSTITUTION	16a	M								1											1				1					F																																																																																																																																																																																																																																																																																																																																																																																																																																																																																																																																																																																																																																				
FRAUD	11	M																							1					F										1									1							EMBEZZLEMENT	12	M																												F																										STOLEN PROPERTY	13	M																												F																										VANDALISM	14	M	1	1		1	3	1		8	9	3			1						28	1			43					F	1				2		1	2	4	4		2							16							WEAPONS	15	M								1	1	1									3	1			3					F										1									1							PROSTITUTION AND COMMERCIALIZED VICE	16	M								1											1				1					F																										PROSTITUTION	16a	M								1											1				1					F																																																																																																																																																																																																																																																																																																																																																																																																																																																																																																																																																																																																																																																																
		F										1									1							EMBEZZLEMENT	12	M																												F																										STOLEN PROPERTY	13	M																												F																										VANDALISM	14	M	1	1		1	3	1		8	9	3			1						28	1			43					F	1				2		1	2	4	4		2							16							WEAPONS	15	M								1	1	1									3	1			3					F										1									1							PROSTITUTION AND COMMERCIALIZED VICE	16	M								1											1				1					F																										PROSTITUTION	16a	M								1											1				1					F																																																																																																																																																																																																																																																																																																																																																																																																																																																																																																																																																																																																																																																																																												
EMBEZZLEMENT	12	M																												F																										STOLEN PROPERTY	13	M																												F																										VANDALISM	14	M	1	1		1	3	1		8	9	3			1						28	1			43					F	1				2		1	2	4	4		2							16							WEAPONS	15	M								1	1	1									3	1			3					F										1									1							PROSTITUTION AND COMMERCIALIZED VICE	16	M								1											1				1					F																										PROSTITUTION	16a	M								1											1				1					F																																																																																																																																																																																																																																																																																																																																																																																																																																																																																																																																																																																																																																																																																																																								
		F																										STOLEN PROPERTY	13	M																												F																										VANDALISM	14	M	1	1		1	3	1		8	9	3			1						28	1			43					F	1				2		1	2	4	4		2							16							WEAPONS	15	M								1	1	1									3	1			3					F										1									1							PROSTITUTION AND COMMERCIALIZED VICE	16	M								1											1				1					F																										PROSTITUTION	16a	M								1											1				1					F																																																																																																																																																																																																																																																																																																																																																																																																																																																																																																																																																																																																																																																																																																																																																				
STOLEN PROPERTY	13	M																												F																										VANDALISM	14	M	1	1		1	3	1		8	9	3			1						28	1			43					F	1				2		1	2	4	4		2							16							WEAPONS	15	M								1	1	1									3	1			3					F										1									1							PROSTITUTION AND COMMERCIALIZED VICE	16	M								1											1				1					F																										PROSTITUTION	16a	M								1											1				1					F																																																																																																																																																																																																																																																																																																																																																																																																																																																																																																																																																																																																																																																																																																																																																																																
		F																										VANDALISM	14	M	1	1		1	3	1		8	9	3			1						28	1			43					F	1				2		1	2	4	4		2							16							WEAPONS	15	M								1	1	1									3	1			3					F										1									1							PROSTITUTION AND COMMERCIALIZED VICE	16	M								1											1				1					F																										PROSTITUTION	16a	M								1											1				1					F																																																																																																																																																																																																																																																																																																																																																																																																																																																																																																																																																																																																																																																																																																																																																																																																												
VANDALISM	14	M	1	1		1	3	1		8	9	3			1						28	1			43					F	1				2		1	2	4	4		2							16							WEAPONS	15	M								1	1	1									3	1			3					F										1									1							PROSTITUTION AND COMMERCIALIZED VICE	16	M								1											1				1					F																										PROSTITUTION	16a	M								1											1				1					F																																																																																																																																																																																																																																																																																																																																																																																																																																																																																																																																																																																																																																																																																																																																																																																																																																								
		F	1				2		1	2	4	4		2							16							WEAPONS	15	M								1	1	1									3	1			3					F										1									1							PROSTITUTION AND COMMERCIALIZED VICE	16	M								1											1				1					F																										PROSTITUTION	16a	M								1											1				1					F																																																																																																																																																																																																																																																																																																																																																																																																																																																																																																																																																																																																																																																																																																																																																																																																																																																																				
WEAPONS	15	M								1	1	1									3	1			3					F										1									1							PROSTITUTION AND COMMERCIALIZED VICE	16	M								1											1				1					F																										PROSTITUTION	16a	M								1											1				1					F																																																																																																																																																																																																																																																																																																																																																																																																																																																																																																																																																																																																																																																																																																																																																																																																																																																																																																
		F										1									1							PROSTITUTION AND COMMERCIALIZED VICE	16	M								1											1				1					F																										PROSTITUTION	16a	M								1											1				1					F																																																																																																																																																																																																																																																																																																																																																																																																																																																																																																																																																																																																																																																																																																																																																																																																																																																																																																																												
PROSTITUTION AND COMMERCIALIZED VICE	16	M								1											1				1					F																										PROSTITUTION	16a	M								1											1				1					F																																																																																																																																																																																																																																																																																																																																																																																																																																																																																																																																																																																																																																																																																																																																																																																																																																																																																																																																																								
		F																										PROSTITUTION	16a	M								1											1				1					F																																																																																																																																																																																																																																																																																																																																																																																																																																																																																																																																																																																																																																																																																																																																																																																																																																																																																																																																																																																				
PROSTITUTION	16a	M								1											1				1					F																																																																																																																																																																																																																																																																																																																																																																																																																																																																																																																																																																																																																																																																																																																																																																																																																																																																																																																																																																																																																
		F																																																																																																																																																																																																																																																																																																																																																																																																																																																																																																																																																																																																																																																																																																																																																																																																																																																																																																																																																																																																																																												

AGE, SEX AND RACE OF PERSONS ARRESTED  
18 Years of age and over

CLASSIFICATIONS OF OFFENSES	UCR	SEX	AGE													TOT	RACE							
			18	19	20	21	22	23	24	25-29	30-34	35-39	40-44	45-49	50-54		55-59	60-64	65 OV	WHT	BLK	IND	ASN	PAC
ASSISTING OR PROMOTING PROSTITUTION	16b	M																						
		F																						
PURCHASING PROSTITUTION	16c	M																						
		F																						
SEX OFFENSES	17	M			1				1		2		2		1						7			
		F																						
DRUG/SALE/MAN	180	M																			1			
		F	1																			1		
NARCOTICS	180a	M																						
		F																						
MARIJUANA	180b	M																				1		
		F	1																				1	
SYNTHETIC NARC	180c	M																						
		F																						
OTHER/NON-NARC	180d	M																						
		F																						
DRUG/POSSESSION	185	M										1									1			
		F										1										1		
NARCOTICS	185e	M																						
		F																						
MARIJUANA	185f	M										1									1			
		F										1										1		
SYNTHETIC NARC	185g	M																						
		F																						
OTHER/NON-NARC	185h	M																						
		F																						
GAMBLING	19	M																						
		F																						
BOOKMAKING	19a	M																						
		F																						
NUMBERS	19b	M																						
		F																						
OTHER GAMBLING	19c	M																						
		F																						
FAMILY/CHILD	20	M																						
		F																						

AGE, SEX AND RACE OF PERSONS ARRESTED  
18 Years of age and over

CLASSIFICATIONS OF OFFENSES	UCR	SEX	AGE														TOT	RACE						
			18	19	20	21	22	23	24	25-29	30-34	35-39	40-44	45-49	50-54	55-59		60-64	65 OV	WHT	BLK	IND	ASN	PAC
			DRIVING INFLUENCE	21	M	1			1		1	2	7	5	4	2		5	1				29	2
		F			1	1				7	3		2	1					15					
LIQUOR LAWS	22	M																						
		F																						
DRUNKENNESS	23	M																						
		F																						
DISORDERLY CONDUCT	24	M				2	2	1	2	20	13	12	9	8	3	1		1	74	1		118		
		F			3		3	1	1	11	13	5	2	2		4			45					
VAGRANCY	25	M																						
		F																						
ALL OTHER	26	M	1			1	3	2	7	27	37	24	17	11	2	4	3	2	141	4	1	234	1	
		F			1	1	4		8	19	25	27	8	3	1			2	99					
SUSPICION	27	M																						
		F																						
HUMAN TRAFFICKING/COMMERCIAL SEX ACTS	30	M																						
		F																						
HUMAN TRAFFICKING/INVOLUNTARY SERVITUDE	31	M																						
		F																						
TOTAL BY SEX		M	6	3	5	10	13	15	22	127	122	91	59	52	19	25	8	5	582	24	5	834	4	
		F	2		5	3	14	4	16	63	67	52	26	11	9	7	3	3	285					
GRAND TOTAL			8	3	10	13	27	19	38	190	189	143	85	63	28	32	11	8	867	24	5	834	4	

AGE, SEX AND RACE OF PERSONS ARRESTED  
under 18 Years of age

CLASSIFICATIONS OF OFFENSES	UCR	SEX	AGE						TOT	RACE					
			Under 10	10-12	13-14	15	16	17		WHT	BLK	IND	ASN	PAC	
MURDER/NONNEG MANSLAUGHTER	01A	M													
		F													
MANSLAUGHTER BY NEGLIGENCE	01B	M													
		F													
RAPE	02	M													
		F													
ROBBERY	03	M					1		1				1		
		F													
AGGRAVATED ASSAULT	04	M											1		
		F			1					1					
BURGLARY	05	M		2		3			5				7		
		F			1	1			2						
LARCENY	06	M		2				1	3				3		
		F													
MOTOR VEHICLE THEFT	07	M											2		
		F		1	1					2					
OTHER ASSAULTS	08	M		1			1	1	3	2			8		
		F			3	3	1		7						
ARSON	09	M													
		F													
FORGERY	10	M													
		F													
FRAUD	11	M													
		F													
EMBEZZLEMENT	12	M													
		F													
STOLEN PROPERTY	13	M													
		F													
VANDALISM	14	M													
		F													
WEAPONS	15	M													
		F													
PROSTITUTION	16	M													
		F													
PROSTITUTION	16a	M													
		F													

AGE, SEX AND RACE OF PERSONS ARRESTED  
under 18 Years of age

CLASSIFICATIONS OF OFFENSES	UCR	SEX	AGE						TOT	RACE				
			Under 10	10-12	13-14	15	16	17		WHT	BLK	IND	ASN	PAC
ASSISTING OR PROMOTING PROSTITUTION	16b	M												
		F												
PURCHASING PROSTITUTION	16c	M												
		F												
SEX OFFENSES	17	M												
		F												
<b>DRUG/SALE/MAN</b>	180	M												
		F												
NARCOTICS	180a	M												
		F												
MARIJUANA	180b	M												
		F												
SYNTHETIC NARC	180c	M												
		F												
OTHER/NON-NARC	180d	M												
		F												
<b>DRUG/POSSESSION</b>	185	M				2			2			3		
		F					1		1					
NARCOTICS	185e	M												
		F												
MARIJUANA	185f	M												
		F												
SYNTHETIC NARC	185g	M												
		F												
OTHER/NON-NARC	185h	M				2			2			3		
		F					1		1					
<b>GAMBLING</b>	19	M												
		F												
BOOKMAKING	19a	M												
		F												
NUMBERS	19b	M												
		F												
OTHER GAMBLING	19c	M												
		F												
FAMILY/CHILD	20	M												
		F												



AGE, SEX AND RACE OF PERSONS ARRESTED  
under 18 Years of age

CLASSIFICATIONS OF OFFENSES	UCR	SEX	AGE						TOT	RACE									
			Under 10	10-12	13-14	15	16	17		WHT	BLK	IND	ASN	PAC					
			DRIVING INFLUENCE	21	M														
		F																	
LIQUOR LAWS	22	M																	1
		F			1														1
DRUNKENNESS	23	M																	
		F																	
DISORDERLY CONDUCT	24	M																	
		F																	
VAGRANCY	25	M																	
		F																	
ALL OTHER	26	M				1													2
		F			1														1
SUSPICION	27	M																	
		F																	
CURFEW	28	M																	
		F																	
RUN-AWAYS	29	M																	
		F																	
HUMAN TRAFFICKING/COMMERCIAL SEX ACTS	30	M																	
		F																	
HUMAN TRAFFICKING/INVOLUNTARY SERVITUDE	31	M																	
		F																	
TOTAL BY SEX		M		5		6	2	2	15	2			28						
		F		1	8	4	2		15										
GRAND TOTAL				6	8	10	4	2	30	2			28						

MONTHLY RETURN OF ARSON OFFENSES KNOWN TO LAW ENFORCEMENT

1 PROPERTY CLASSIFICATION	2 Offenses Reported or Known to Police (Include Unfounded and attempts)	3 Unfounded, i.e. False or Baseless Complaints	4 Number of Actual Offenses (Column 2 Minus Column 3) (Include Attempts)	5 Total Offenses Cleared by Arrest or Exceptional Means (Include Column 6)	6 Number of Clearances Involving Only Persons Under 18 Years of Age	7 Offenses Where Structures Uninhabited, Abandoned, or not Normally in Use	8 Estimated Value of Property Damage
STRUCTURAL							
A. Single Occupancy Residential: Houses, Townhouses, Duplexes, etc.							
B. Other Residential: Apartments, Tenements, Flats, Hotels, Motels, Inns, Dormitories, Boarding Houses, etc.	1		1	1	1	1	\$1,000
C. Storage: Barns, Garages, Warehouses, etc.							
D. Industrial/Manufacturing:							
E. Other Commercial: Stores, Restaurants, Offices, etc.							
F. Community/Public: Churches, Jails, Schools, Colleges, Hospitals, etc.							
G. All Other Structure: Out Buildings, Monuments, Buildings Under Constructions, etc.	1		1			1	
<b>TOTAL STRUCTURAL</b>	<b>2</b>		<b>2</b>	<b>1</b>	<b>1</b>	<b>2</b>	<b>\$1,000</b>
MOBILE							
H. Motor Vehicles: Automobiles, Trucks, Buses, Motorcycles, etc. UCR Definition	4	1	3				
I. Other Mobile Property: Trailers, Recreational Vehicles, Airplanes, Boats, etc.							
<b>TOTAL MOBILE</b>	<b>4</b>	<b>1</b>	<b>3</b>				
OTHER							
J. TOTAL OTHER Crops, Timber, Fences, Signs, etc.							
<b>TOTAL OTHER</b>							
<b>GRAND TOTAL</b>	<b>6</b>	<b>1</b>	<b>5</b>	<b>1</b>	<b>1</b>	<b>2</b>	<b>\$1,000</b>

RETURN A - MONTHLY RETURN OF OFFENSES KNOWN TO POLICE

(1) Classification of Offense	(2) Offenses Reported	(3) Unfounded Offenses	(4) Actual Offenses	(5) Offenses Cleared	(6) Juveniles Only
CRIMINAL HOMICIDE					
MURDER/NONNEG MANSLAUGHTER					
MANSLAUGHTER BY NEGLIGENCE					
TOTAL					
RAPE					
RAPE	1	1			
ATTEMPTS TO COMMIT RAPE					
TOTAL	1	1			
ROBBERY					
FIREARM					
KNIFE/CUTTING INSTRUMENT					
OTHER DANGEROUS WEAPON					
STRONG-ARM (HANDS, FISTS)					
TOTAL					
ASSAULT					
FIREARM					
KNIFE OR CUTTING INSTRUMENT					
OTHER DANGEROUS WEAPON					
HANDS, FIST, FEET, AGGRAVATED	5	1	4	2	
OTHER ASSAULTS - SIMPLE	28	2	26	15	
TOTAL	33	3	30	17	
BURGLARY					
FORCIBLE ENTRY	5		5	3	
UNLAWFUL ENTRY - NO FORCE					
ATTEMPTED FORCIBLE ENTRY					
TOTAL	5		5	3	
LARCENY-THEFT					
THEFT (EX MOTOR VEHICLE)					
TOTAL					
MOTOR VEHICLE THEFT					
AUTOS	5	1	4	1	
TRUCKS AND BUSES					
OTHER VEHICLES					
TOTAL	5	1	4	1	
<b>GRAND TOTAL</b>	<b>44</b>	<b>5</b>	<b>39</b>	<b>21</b>	

PROPERTY STOLEN BY CLASSIFICATION

<b>CLASSIFICATION OF OFFENSES</b>	<b>NUMBER ACTUAL OFFENSES</b>	<b>VALUE OF PROPERTY STOLEN</b>
MURDER/NONNEG MANSLAUGHTER		
RAPE		
ROBBERY		
HIGHWAY (STREET, ALLEYS, ETC.)		
COMMERCIAL HOUSE		
GAS OR SERVICE STATION		
CONVENIENCE STORE		
RESIDENCE		
BANK		
MISCELLANEOUS		
TOTAL ROBBERY		
BURGLARY		
RESIDENCE (DWELLING)		
NIGHT (6PM-6AM)	1	\$ 1,000
DAY (6AM-6PM)		
UNKNOWN		
NON-RESIDENCE (STORE ETC.)		
NIGHT (6PM-6AM)	3	\$ 111,400
DAY (6AM-6PM)	1	\$ 4,500
UNKNOWN		
TOTAL BURGLARY	5	\$ 116,900
LARCENY-THEFT		
\$200 AND OVER		
\$50 TO \$200		
UNDER \$50		
TOTAL		
6X. NATURE OF LARCENIES UNDER ITEM 6		
POCKET-PICKING		
PURSE-SNATCHING		
SHOPLIFTING		
FROM MOTOR VEHICLE		
MOTOR VEHICLE PARTS & ACCESSORIES		
BICYCLES		
FROM BUILDING(EX C&H)		
FROM COIN-OP MACHINES		
ALL OTHER		
TOTAL LARCENY		
MOTOR VEHICLE THEFT	4	\$ 10,000
STOLEN & RECOVERED LOCALLY	1	
STOLEN LOCALLY & RECOVERED OTHER		
TOTAL STOLEN OTHER & RECOVERED LOCAL	1	
STOLEN IN OTHER JURIS & RECOVERED LOCALLY		
TOTAL MOTOR VEHICLE THEFT	4	\$ 10,000
<b>GRAND TOTAL</b>	<b>9</b>	<b>\$ 126,900</b>

PROPERTY BY TYPE AND VALUE

Type of Property (1)	Monetary Value of Property Stolen in Your Jurisdiction	
	STOLEN (2)	RECOVERED (3)
CURRENCY, NOTES, ETC.		
JEWELRY & PRECIOUS METALS		
CLOTHING AND FURS		
LOCALLY STOLEN MOTOR VEHICLE	\$ 120,000	\$ 112,000
OFFICE EQUIPMENT		
TV, RADIOS, CAMERAS, ETC.		
FIREARMS	\$ 1,000	\$ 1,000
HOUSEHOLD GOODS		
CONSUMABLE GOODS		
LIVESTOCK		
MISCELLANEOUS	\$ 5,900	\$ 100
<b>GRAND TOTAL</b>	<b>\$ 126,900</b>	<b>\$ 113,100</b>

LAW ENFORCEMENT OFFICERS KILLED OR ASSAULTED

Type of activity	Total assaults by weapon	Type of Weapon				Type of Assignment						Officer assaults cleared	
		Firearm	Knife or other cutting instrument	Other dangerous weapon	Hands, fists, feet, etc.	Two-officer vehicle	One-officer vehicle		Detective or special assign.		Other		
							Alone	Asst	Alone	Ast	Alone		Asst
A	B	C	D	E	F	G	H	I	J	K	L	M	
1. Responding to disturbance calls (family quarrels, person with firearm, etc.)													
2. Burglaries in progress or pursuing burglary suspects													
3. Robberies in progress or pursuing robbery suspects													
4. Attempting other arrests													
5. Civil disorder (riot, mass disobedience, etc.)													
6. Handling, transporting, custody of prisoners	1				1							1	1
7. Investigating suspicious persons or circumstances													
8. Ambush – no warning													
9. Mentally deranged													
10. Traffic pursuits and stops													
11. All other													
<b>12. TOTAL (1-11)</b>	<b>1</b>				<b>1</b>							<b>1</b>	<b>1</b>
13. Number with person injury													
14. Number without personal injury	1				1								

15. Time of assaults	12 AM	2 AM	4 AM	6 AM	8 AM	10 AM	NOON	2 PM	4 PM	6 PM	8 PM	10 PM	UNK
									1				

AGE, SEX AND RACE OF PERSONS ARRESTED  
18 Years of age and over

CLASSIFICATIONS OF OFFENSES	UCR	SEX	AGE													TOT	RACE							
			18	19	20	21	22	23	24	25-29	30-34	35-39	40-44	45-49	50-54		55-59	60-64	65 OV	WHT	BLK	IND	ASN	PAC
MURDER/NONNEG MANSLAUGHTER	01A	M																						
		F																						
MANSLAUGHTER BY NEGLIGENCE	01B	M																						
		F																						
RAPE	02	M																						
		F																						
ROBBERY	03	M																						
		F																						
AGGRAVATED ASSAULT	04	M														1				1				
		F													1					1				
BURGLARY	05	M	1			1						1								3	1		2	
		F																						
LARCENY	06	M																						
		F																						
MOTOR VEHICLE THEFT	07	M																				1		
		F																			1			
OTHER ASSAULTS	08	M						1			3		1	1	2	2				10	1		13	
		F		1						1			1	1						4				
ARSON	09	M																						
		F																						
FORGERY	10	M																						
		F																						
FRAUD	11	M																						
		F																						
EMBEZZLEMENT	12	M																						
		F																						
STOLEN PROPERTY	13	M																						
		F																						
VANDALISM	14	M																						
		F																						
WEAPONS	15	M	1																	1			1	
		F																						
PROSTITUTION AND COMMERCIALIZED VICE	16	M																						
		F																						
PROSTITUTION	16a	M																						
		F																						

AGE, SEX AND RACE OF PERSONS ARRESTED  
18 Years of age and over

CLASSIFICATIONS OF OFFENSES	UCR	SEX	AGE														TOT	RACE						
			18	19	20	21	22	23	24	25-29	30-34	35-39	40-44	45-49	50-54	55-59		60-64	65 OV	WHT	BLK	IND	ASN	PAC
ASSISTING OR PROMOTING PROSTITUTION	16b	M																						
		F																						
PURCHASING PROSTITUTION	16c	M																						
		F																						
SEX OFFENSES	17	M								1				1						2	1		1	
		F																						
DRUG/SALE/MAN	180	M																						
		F																						
NARCOTICS	180a	M																						
		F																						
MARIJUANA	180b	M																						
		F																						
SYNTHETIC NARC	180c	M																						
		F																						
OTHER/NON-NARC	180d	M																						
		F																						
DRUG/POSSESSION	185	M																						
		F																						
NARCOTICS	185e	M																						
		F																						
MARIJUANA	185f	M																						
		F																						
SYNTHETIC NARC	185g	M																						
		F																						
OTHER/NON-NARC	185h	M																						
		F																						
GAMBLING	19	M																						
		F																						
BOOKMAKING	19a	M																						
		F																						
NUMBERS	19b	M																						
		F																						
OTHER GAMBLING	19c	M																						
		F																						
FAMILY/CHILD	20	M																						
		F																						



AGE, SEX AND RACE OF PERSONS ARRESTED  
18 Years of age and over

CLASSIFICATIONS OF OFFENSES	UCR	SEX	AGE													TOT	RACE							
			18	19	20	21	22	23	24	25-29	30-34	35-39	40-44	45-49	50-54		55-59	60-64	65 OV	WHT	BLK	IND	ASN	PAC
DRIVING INFLUENCE	21	M		1		2		1		2					1			7	6		3			
		F				1									1			2						
LIQUOR LAWS	22	M																						
		F																						
DRUNKENNESS	23	M																						
		F																						
DISORDERLY CONDUCT	24	M				1					1	1						3	2	1	1			
		F			1													1						
VAGRANCY	25	M																						
		F																						
ALL OTHER	26	M			1						2	1						4	1		4			
		F										1						1						
SUSPICION	27	M																						
		F																						
HUMAN TRAFFICKING/COMMERCIAL SEX ACTS	30	M																						
		F																						
HUMAN TRAFFICKING/INVOLUNTARY SERVITUDE	31	M																						
		F																						
TOTAL BY SEX		M	2	1	1	4		2		3	6	2	2	3	2	3		31	13	1	27			
		F		1	1		1			1		3	1		1		1							10
<b>GRAND TOTAL</b>			<b>2</b>	<b>2</b>	<b>2</b>	<b>4</b>	<b>1</b>	<b>2</b>		<b>4</b>	<b>6</b>	<b>5</b>	<b>3</b>	<b>3</b>	<b>3</b>	<b>3</b>	<b>1</b>	<b>41</b>	<b>13</b>	<b>1</b>	<b>27</b>			

RETURN A - MONTHLY RETURN OF OFFENSES KNOWN TO POLICE

(1) Classification of Offense	(2) Offenses Reported	(3) Unfounded Offenses	(4) Actual Offenses	(5) Offenses Cleared	(6) Juveniles Only
CRIMINAL HOMICIDE					
MURDER/NONNEG MANSLAUGHTER					
MANSLAUGHTER BY NEGLIGENCE					
TOTAL					
RAPE					
RAPE					
ATTEMPTS TO COMMIT RAPE					
TOTAL					
ROBBERY					
FIREARM					
KNIFE/CUTTING INSTRUMENT					
OTHER DANGEROUS WEAPON					
STRONG-ARM (HANDS, FISTS)					
TOTAL					
ASSAULT					
FIREARM					
KNIFE OR CUTTING INSTRUMENT					
OTHER DANGEROUS WEAPON					
HANDS, FIST, FEET, AGGRAVATED					
OTHER ASSAULTS - SIMPLE	10		10	5	
TOTAL	10		10	5	
BURGLARY					
FORCIBLE ENTRY	1		1		
UNLAWFUL ENTRY - NO FORCE	1		1	1	
ATTEMPTED FORCIBLE ENTRY	1		1		
TOTAL	3		3	1	
LARCENY-THEFT					
THEFT (EX MOTOR VEHICLE)	3		3	2	
TOTAL	3		3	2	
MOTOR VEHICLE THEFT					
AUTOS					
TRUCKS AND BUSES					
OTHER VEHICLES					
TOTAL					
<b>GRAND TOTAL</b>	<b>16</b>		<b>16</b>	<b>8</b>	

PROPERTY STOLEN BY CLASSIFICATION

CLASSIFICATION OF OFFENSES	NUMBER ACTUAL OFFENSES	VALUE OF PROPERTY STOLEN
MURDER/NONNEG MANSLAUGHTER		
RAPE		
ROBBERY		
HIGHWAY (STREET, ALLEYS, ETC.)		
COMMERCIAL HOUSE		
GAS OR SERVICE STATION		
CONVENIENCE STORE		
RESIDENCE		
BANK		
MISCELLANEOUS		
TOTAL ROBBERY		
BURGLARY		
RESIDENCE (DWELLING)		
NIGHT (6PM-6AM)	1	
DAY (6AM-6PM)		
UNKNOWN		
NON-RESIDENCE (STORE ETC.)		
NIGHT (6PM-6AM)	1	
DAY (6AM-6PM)	1	
UNKNOWN		
TOTAL BURGLARY	3	
LARCENY-THEFT		
\$200 AND OVER		
\$50 TO \$200	2	\$ 249
UNDER \$50	1	\$ 40
TOTAL	3	\$ 289
6X. NATURE OF LARCENIES UNDER ITEM 6		
POCKET-PICKING		
PURSE-SNATCHING		
SHOPLIFTING		
FROM MOTOR VEHICLE		
MOTOR VEHICLE PARTS & ACCESSORIES		
BICYCLES		
FROM BUILDING(EX C&H)	3	\$ 289
FROM COIN-OP MACHINES		
ALL OTHER		
TOTAL LARCENY	3	\$ 289
MOTOR VEHICLE THEFT		
STOLEN & RECOVERED LOCALLY		
STOLEN LOCALLY & RECOVERED OTHER		
TOTAL STOLEN OTHER & RECOVERED LOCAL		
STOLEN IN OTHER JURIS & RECOVERED LOCALLY		
TOTAL MOTOR VEHICLE THEFT		
<b>GRAND TOTAL</b>	<b>6</b>	<b>\$ 289</b>

PROPERTY BY TYPE AND VALUE

Type of Property (1)	Monetary Value of Property Stolen in Your Jurisdiction	
	STOLEN (2)	RECOVERED (3)
CURRENCY, NOTES, ETC.		
JEWELRY & PRECIOUS METALS		
CLOTHING AND FURS		
LOCALLY STOLEN MOTOR VEHICLE		
OFFICE EQUIPMENT	\$ 50	
TV, RADIOS, CAMERAS, ETC.		
FIREARMS		
HOUSEHOLD GOODS		
CONSUMABLE GOODS		
LIVESTOCK		
MISCELLANEOUS	\$ 239	
<b>GRAND TOTAL</b>	<b>\$ 289</b>	

AGE, SEX AND RACE OF PERSONS ARRESTED  
18 Years of age and over

CLASSIFICATIONS OF OFFENSES	UCR	SEX	AGE													TOT	RACE							
			18	19	20	21	22	23	24	25-29	30-34	35-39	40-44	45-49	50-54		55-59	60-64	65 OV	WHT	BLK	IND	ASN	PAC
MURDER/NONNEG MANSLAUGHTER	01A	M																						
		F																						
MANSLAUGHTER BY NEGLIGENCE	01B	M																						
		F																						
RAPE	02	M																						
		F																						
ROBBERY	03	M																						
		F																						
AGGRAVATED ASSAULT	04	M																						
		F																						
BURGLARY	05	M												1								1		
		F																						
LARCENY	06	M												2								2		
		F																						
MOTOR VEHICLE THEFT	07	M																						
		F																						
OTHER ASSAULTS	08	M										1	3			1						5		
		F																						
ARSON	09	M									1											1		
		F																						
FORGERY	10	M																						
		F																						
FRAUD	11	M																						
		F																						
EMBEZZLEMENT	12	M																						
		F																						
STOLEN PROPERTY	13	M																						
		F																						
VANDALISM	14	M																						
		F																						
WEAPONS	15	M									1											1		
		F																						
PROSTITUTION AND COMMERCIALIZED VICE	16	M																						
		F																						
PROSTITUTION	16a	M																						
		F																						

AGE, SEX AND RACE OF PERSONS ARRESTED  
18 Years of age and over

CLASSIFICATIONS OF OFFENSES	UCR	SEX	AGE														TOT	RACE						
			18	19	20	21	22	23	24	25-29	30-34	35-39	40-44	45-49	50-54	55-59		60-64	65 OV	WHT	BLK	IND	ASN	PAC
ASSISTING OR PROMOTING PROSTITUTION	16b	M																						
		F																						
PURCHASING PROSTITUTION	16c	M																						
		F																						
SEX OFFENSES	17	M																						
		F																						
DRUG/SALE/MAN	180	M																						
		F																						
NARCOTICS	180a	M																						
		F																						
MARIJUANA	180b	M																						
		F																						
SYNTHETIC NARC	180c	M																						
		F																						
OTHER/NON-NARC	180d	M																						
		F																						
DRUG/POSSESSION	185	M																						
		F																						
NARCOTICS	185e	M																						
		F																						
MARIJUANA	185f	M																						
		F																						
SYNTHETIC NARC	185g	M																						
		F																						
OTHER/NON-NARC	185h	M																						
		F																						
GAMBLING	19	M																						
		F																						
BOOKMAKING	19a	M																						
		F																						
NUMBERS	19b	M																						
		F																						
OTHER GAMBLING	19c	M																						
		F																						
FAMILY/CHILD	20	M																						
		F																						

AGE, SEX AND RACE OF PERSONS ARRESTED  
18 Years of age and over

CLASSIFICATIONS OF OFFENSES	UCR	SEX	AGE													TOT	RACE										
			18	19	20	21	22	23	24	25-29	30-34	35-39	40-44	45-49	50-54		55-59	60-64	65 OV	WHT	BLK	IND	ASN	PAC			
DRIVING INFLUENCE	21	M		1								1					1		1	1	1	6	6				
		F																									
LIQUOR LAWS	22	M																									
		F																									
DRUNKENNESS	23	M	2																			2	2				
		F																									
DISORDERLY CONDUCT	24	M										1			1							2	2				
		F																									
VAGRANCY	25	M																									
		F																									
ALL OTHER	26	M									2	2	5	1	1	1	1					13	13				
		F																									
SUSPICION	27	M																									
		F																									
HUMAN TRAFFICKING/COMMERCIAL SEX ACTS	30	M																									
		F																									
HUMAN TRAFFICKING/INVOLUNTARY SERVITUDE	31	M																									
		F																									
TOTAL BY SEX		M	2	1							5	4	11	1	3	2	2	1	1			33	33				
		F																									
<b>GRAND TOTAL</b>			2	1							5	4	11	1	3	2	2	1	1			33	33				

MONTHLY RETURN OF ARSON OFFENSES KNOWN TO LAW ENFORCEMENT

1 PROPERTY CLASSIFICATION	2 Offenses Reported or Known to Police (Include Unfounded and attempts)	3 Unfounded, i.e. False or Baseless Complaints	4 Number of Actual Offenses (Column 2 Minus Column 3) (Include Attempts)	5 Total Offenses Cleared by Arrest or Exceptional Means (Include Column 6)	6 Number of Clearances Involving Only Persons Under 18 Years of Age	7 Offenses Where Structures Uninhabited, Abandoned, or not Normally in Use	8 Estimated Value of Property Damage
<b>STRUCTURAL</b>							
A. Single Occupancy Residential: Houses, Townhouses, Duplexes, etc.							
B. Other Residential: Apartments, Tenements, Flats, Hotels, Motels, Inns, Dormitories, Boarding Houses, etc.							
C. Storage: Barns, Garages, Warehouses, etc.							
D. Industrial/Manufacturing:							
E. Other Commercial: Stores, Restaurants, Offices, etc.							
F. Community/Public: Churches, Jails, Schools, Colleges, Hospitals, etc.							
G. All Other Structure: Out Buildings, Monuments, Buildings Under Constructions, etc.							
<b>TOTAL STRUCTURAL</b>							
<b>MOBILE</b>							
H. Motor Vehicles: Automobiles, Trucks, Buses, Motorcycles, etc. UCR Definition	1		1	1			
I. Other Mobile Property: Trailers, Recreational Vehicles, Airplanes, Boats, etc.							
<b>TOTAL MOBILE</b>	1		1	1			
<b>OTHER</b>							
J. TOTAL OTHER Crops, Timber, Fences, Signs, etc.							
<b>TOTAL OTHER</b>							
<b>GRAND TOTAL</b>	<b>1</b>		<b>1</b>	<b>1</b>			



RETURN A - MONTHLY RETURN OF OFFENSES KNOWN TO POLICE

(1) Classification of Offense	(2) Offenses Reported	(3) Unfounded Offenses	(4) Actual Offenses	(5) Offenses Cleared	(6) Juveniles Only
CRIMINAL HOMICIDE					
MURDER/NONNEG MANSLAUGHTER					
MANSLAUGHTER BY NEGLIGENCE					
TOTAL					
RAPE					
RAPE	1	1			
ATTEMPTS TO COMMIT RAPE					
TOTAL	1	1			
ROBBERY					
FIREARM					
KNIFE/CUTTING INSTRUMENT					
OTHER DANGEROUS WEAPON					
STRONG-ARM (HANDS, FISTS)					
TOTAL					
ASSAULT					
FIREARM					
KNIFE OR CUTTING INSTRUMENT	3		3	3	
OTHER DANGEROUS WEAPON					
HANDS, FIST, FEET, AGGRAVATED					
OTHER ASSAULTS - SIMPLE	30	2	28	21	
TOTAL	33	2	31	24	
BURGLARY					
FORCIBLE ENTRY					
UNLAWFUL ENTRY - NO FORCE	2		2	1	
ATTEMPTED FORCIBLE ENTRY					
TOTAL	2		2	1	
LARCENY-THEFT					
THEFT (EX MOTOR VEHICLE)	11	1	10	1	
TOTAL	11	1	10	1	
MOTOR VEHICLE THEFT					
AUTOS					
TRUCKS AND BUSES					
OTHER VEHICLES					
TOTAL					
<b>GRAND TOTAL</b>	<b>47</b>	<b>4</b>	<b>43</b>	<b>26</b>	

PROPERTY STOLEN BY CLASSIFICATION

CLASSIFICATION OF OFFENSES	NUMBER ACTUAL OFFENSES	VALUE OF PROPERTY STOLEN
MURDER/NONNEG MANSLAUGHTER		
RAPE		
ROBBERY		
HIGHWAY (STREET, ALLEYS, ETC.)		
COMMERCIAL HOUSE		
GAS OR SERVICE STATION		
CONVENIENCE STORE		
RESIDENCE		
BANK		
MISCELLANEOUS		
TOTAL ROBBERY		
BURGLARY		
RESIDENCE (DWELLING)		
NIGHT (6PM-6AM)		
DAY (6AM-6PM)		
UNKNOWN	1	\$ 12,000
NON-RESIDENCE (STORE ETC.)		
NIGHT (6PM-6AM)	1	\$ 200
DAY (6AM-6PM)		
UNKNOWN		
TOTAL BURGLARY	2	\$ 12,200
LARCENY-THEFT		
\$200 AND OVER	6	\$ 10,850
\$50 TO \$200	3	\$ 203
UNDER \$50	1	
TOTAL	10	\$ 11,053
6X. NATURE OF LARCENIES UNDER ITEM 6		
POCKET-PICKING		
PURSE-SNATCHING		
SHOPLIFTING	1	\$ 103
FROM MOTOR VEHICLE	2	\$ 400
MOTOR VEHICLE PARTS & ACCESSORIES	1	\$ 100
BICYCLES		
FROM BUILDING(EX C&H)	5	\$ 450
FROM COIN-OP MACHINES		
ALL OTHER	1	\$ 10,000
TOTAL LARCENY	10	\$ 11,053
MOTOR VEHICLE THEFT		
STOLEN & RECOVERED LOCALLY		
STOLEN LOCALLY & RECOVERED OTHER		
TOTAL STOLEN OTHER & RECOVERED LOCAL		
STOLEN IN OTHER JURIS & RECOVERED LOCALLY		
TOTAL MOTOR VEHICLE THEFT		
<b>GRAND TOTAL</b>	<b>12</b>	<b>\$ 23,253</b>

PROPERTY BY TYPE AND VALUE

Type of Property (1)	Monetary Value of Property Stolen in Your Jurisdiction	
	STOLEN (2)	RECOVERED (3)
CURRENCY, NOTES, ETC.	\$ 22,000	
JEWELRY & PRECIOUS METALS		
CLOTHING AND FURS	\$ 100	
LOCALLY STOLEN MOTOR VEHICLE		
OFFICE EQUIPMENT		
TV, RADIOS, CAMERAS, ETC.	\$ 200	
FIREARMS	\$ 400	
HOUSEHOLD GOODS	\$ 100	
CONSUMABLE GOODS		
LIVESTOCK		
MISCELLANEOUS	\$ 453	
<b>GRAND TOTAL</b>	<b>\$ 23,253</b>	

AGE, SEX AND RACE OF PERSONS ARRESTED  
18 Years of age and over

CLASSIFICATIONS OF OFFENSES	UCR	SEX	AGE													TOT	RACE							
			18	19	20	21	22	23	24	25-29	30-34	35-39	40-44	45-49	50-54		55-59	60-64	65 OV	WHT	BLK	IND	ASN	PAC
MURDER/NONNEG MANSLAUGHTER	01A	M																						
		F																						
MANSLAUGHTER BY NEGLIGENCE	01B	M																						
		F																						
RAPE	02	M																						
		F																						
ROBBERY	03	M																						
		F																						
AGGRAVATED ASSAULT	04	M												1	1					2	2		1	
		F	1																	1				
BURGLARY	05	M												1						1	1		2	
		F									1					1				2				
LARCENY	06	M												1						1			1	
		F																						
MOTOR VEHICLE THEFT	07	M																						
		F																						
OTHER ASSAULTS	08	M		1			1				1	5	1		4		1	1		15	4	2	14	
		F	1							1		2	1							5				
ARSON	09	M																						
		F																						
FORGERY	10	M																						
		F																						
FRAUD	11	M																						
		F																						
EMBEZZLEMENT	12	M																						
		F																						
STOLEN PROPERTY	13	M																						
		F																						
VANDALISM	14	M					1	1							1					3	1		2	
		F																						
WEAPONS	15	M						1	1	1	1									4	3		1	
		F																						
PROSTITUTION AND COMMERCIALIZED VICE	16	M																						
		F																						
PROSTITUTION	16a	M																						
		F																						

AGE, SEX AND RACE OF PERSONS ARRESTED  
18 Years of age and over

CLASSIFICATIONS OF OFFENSES	UCR	SEX	AGE													TOT	RACE								
			18	19	20	21	22	23	24	25-29	30-34	35-39	40-44	45-49	50-54		55-59	60-64	65 OV	WHT	BLK	IND	ASN	PAC	
ASSISTING OR PROMOTING PROSTITUTION	16b	M																							
		F																							
PURCHASING PROSTITUTION	16c	M																							
		F																							
SEX OFFENSES	17	M																							
		F																							
DRUG/SALE/MAN	180	M																							
		F																							
NARCOTICS	180a	M																							
		F																							
MARIJUANA	180b	M																							
		F																							
SYNTHETIC NARC	180c	M																							
		F																							
OTHER/NON-NARC	180d	M																							
		F																							
DRUG/POSSESSION	185	M						1			1			1							3	2		1	
		F																							
NARCOTICS	185e	M					1														1	1			
		F																							
MARIJUANA	185f	M									1										1			1	
		F																							
SYNTHETIC NARC	185g	M													1						1	1			
		F																							
OTHER/NON-NARC	185h	M																							
		F																							
GAMBLING	19	M																							
		F																							
BOOKMAKING	19a	M																							
		F																							
NUMBERS	19b	M																							
		F																							
OTHER GAMBLING	19c	M																							
		F																							
FAMILY/CHILD	20	M																							
		F																							

AGE, SEX AND RACE OF PERSONS ARRESTED  
18 Years of age and over

CLASSIFICATIONS OF OFFENSES	UCR	SEX	AGE														TOT	RACE							
			18	19	20	21	22	23	24	25-29	30-34	35-39	40-44	45-49	50-54	55-59		60-64	65 OV	WHT	BLK	IND	ASN	PAC	
DRIVING INFLUENCE	21	M				1						2	1	1	1		1		1	8	7	1	2		
		F												1			1			2					
LIQUOR LAWS	22	M																							
		F																							
DRUNKENNESS	23	M																							
		F																							
DISORDERLY CONDUCT	24	M																					1		
		F									1									1					
VAGRANCY	25	M																							
		F																							
ALL OTHER	26	M				1		2	1	2	15	7	1	10		10	1	2	52	22	4	48			
		F					1		5	6	8				1		1		22						
SUSPICION	27	M																							
		F																							
HUMAN TRAFFICKING/COMMERCIAL SEX ACTS	30	M																							
		F																							
HUMAN TRAFFICKING/INVOLUNTARY SERVITUDE	31	M																							
		F																							
TOTAL BY SEX		M		1		2	2	5	2	4	24	12	3	17		12	2	3	89	42	7	73			
		F	2				1		6	7	12	1		3		1			33						
<b>GRAND TOTAL</b>			2	1		2	2	6	2	10	31	24	4	17	3	12	3	3	122	42	7	73			

MONTHLY RETURN OF ARSON OFFENSES KNOWN TO LAW ENFORCEMENT

1 PROPERTY CLASSIFICATION	2 Offenses Reported or Known to Police (Include Unfounded and attempts)	3 Unfounded, i.e. False or Baseless Complaints	4 Number of Actual Offenses (Column 2 Minus Column 3) (Include Attempts)	5 Total Offenses Cleared by Arrest or Exceptional Means (Include Column 6)	6 Number of Clearances Involving Only Persons Under 18 Years of Age	7 Offenses Where Structures Uninhabited, Abandoned, or not Normally in Use	8 Estimated Value of Property Damage
STRUCTURAL							
A. Single Occupancy Residential: Houses, Townhouses, Duplexes, etc.							
B. Other Residential: Apartments, Tenements, Flats, Hotels, Motels, Inns, Dormitories, Boarding Houses, etc.							
C. Storage: Barns, Garages, Warehouses, etc.							
D. Industrial/Manufacturing:							
E. Other Commercial: Stores, Restaurants, Offices, etc.							
F. Community/Public: Churches, Jails, Schools, Colleges, Hospitals, etc.							
G. All Other Structure: Out Buildings, Monuments, Buildings Under Constructions, etc.							
<b>TOTAL STRUCTURAL</b>							
MOBILE							
H. Motor Vehicles: Automobiles, Trucks, Buses, Motorcycles, etc. UCR Definition							
I. Other Mobile Property: Trailers, Recreational Vehicles, Airplanes, Boats, etc.							
<b>TOTAL MOBILE</b>							
OTHER							
J. TOTAL OTHER Crops, Timber, Fences, Signs, etc.	1		1				
<b>TOTAL OTHER</b>	1		1				
<b>GRAND TOTAL</b>	1		1				

RETURN A - MONTHLY RETURN OF OFFENSES KNOWN TO POLICE

(1) Classification of Offense	(2) Offenses Reported	(3) Unfounded Offenses	(4) Actual Offenses	(5) Offenses Cleared	(6) Juveniles Only
CRIMINAL HOMICIDE					
MURDER/NONNEG MANSLAUGHTER					
MANSLAUGHTER BY NEGLIGENCE					
TOTAL					
RAPE					
RAPE	1		1	1	
ATTEMPTS TO COMMIT RAPE					
TOTAL	1		1	1	
ROBBERY					
FIREARM					
KNIFE/CUTTING INSTRUMENT					
OTHER DANGEROUS WEAPON					
STRONG-ARM (HANDS, FISTS)					
TOTAL					
ASSAULT					
FIREARM	1		1	1	
KNIFE OR CUTTING INSTRUMENT	1		1	1	
OTHER DANGEROUS WEAPON	4		4	3	
HANDS, FIST, FEET, AGGRAVATED	15		15	14	
OTHER ASSAULTS - SIMPLE	45		45	26	
TOTAL	66		66	45	
BURGLARY					
FORCIBLE ENTRY	5		5	1	
UNLAWFUL ENTRY - NO FORCE	2		2	2	1
ATTEMPTED FORCIBLE ENTRY					
TOTAL	7		7	3	1
LARCENY-THEFT					
THEFT (EX MOTOR VEHICLE)	14		14	1	
TOTAL	14		14	1	
MOTOR VEHICLE THEFT					
AUTOS	1		1	1	
TRUCKS AND BUSES	2		2		
OTHER VEHICLES	1		1		
TOTAL	4		4	1	
<b>GRAND TOTAL</b>	<b>92</b>		<b>92</b>	<b>51</b>	<b>1</b>



PROPERTY STOLEN BY CLASSIFICATION

CLASSIFICATION OF OFFENSES	NUMBER ACTUAL OFFENSES	VALUE OF PROPERTY STOLEN
MURDER/NONNEG MANSLAUGHTER		
RAPE	1	
ROBBERY		
HIGHWAY (STREET, ALLEYS, ETC.)		
COMMERCIAL HOUSE		
GAS OR SERVICE STATION		
CONVENIENCE STORE		
RESIDENCE		
BANK		
MISCELLANEOUS		
TOTAL ROBBERY		
BURGLARY		
RESIDENCE (DWELLING)		
NIGHT (6PM-6AM)	1	\$ 20
DAY (6AM-6PM)	1	
UNKNOWN		
NON-RESIDENCE (STORE ETC.)		
NIGHT (6PM-6AM)	3	\$ 3,185
DAY (6AM-6PM)		
UNKNOWN	2	
TOTAL BURGLARY	7	\$ 3,205
LARCENY-THEFT		
\$200 AND OVER	9	\$ 5,644
\$50 TO \$200	5	\$ 659
UNDER \$50		
TOTAL	14	\$ 6,303
6X. NATURE OF LARCENIES UNDER ITEM 6		
POCKET-PICKING		
PURSE-SNATCHING		
SHOPLIFTING	1	\$ 131
FROM MOTOR VEHICLE	1	\$ 2,100
MOTOR VEHICLE PARTS & ACCESSORIES	3	\$ 596
BICYCLES	4	\$ 1,218
FROM BUILDING(EX C&H)	3	\$ 1,948
FROM COIN-OP MACHINES		
ALL OTHER	2	\$ 310
TOTAL LARCENY	14	\$ 6,303
MOTOR VEHICLE THEFT	4	\$ 18,200
STOLEN & RECOVERED LOCALLY	3	
STOLEN LOCALLY & RECOVERED OTHER		
TOTAL STOLEN OTHER & RECOVERED LOCAL	3	
STOLEN IN OTHER JURIS & RECOVERED LOCALLY		
TOTAL MOTOR VEHICLE THEFT	4	\$ 18,200
<b>GRAND TOTAL</b>	<b>26</b>	<b>\$ 27,708</b>

PROPERTY BY TYPE AND VALUE

Type of Property (1)	Monetary Value of Property Stolen in Your Jurisdiction	
	STOLEN (2)	RECOVERED (3)
CURRENCY, NOTES, ETC.	\$ 780	
JEWELRY & PRECIOUS METALS	\$ 338	
CLOTHING AND FURS	\$ 131	\$ 131
LOCALLY STOLEN MOTOR VEHICLE	\$ 18,200	\$ 18,200
OFFICE EQUIPMENT		
TV, RADIOS, CAMERAS, ETC.		
FIREARMS	\$ 900	
HOUSEHOLD GOODS	\$ 2,130	\$ 2,100
CONSUMABLE GOODS	\$ 68	
LIVESTOCK		
MISCELLANEOUS	\$ 5,161	\$ 649
<b>GRAND TOTAL</b>	<b>\$ 27,708</b>	<b>\$ 21,080</b>

LAW ENFORCEMENT OFFICERS KILLED OR ASSAULTED

Type of activity	Total assaults by weapon	Type of Weapon				Type of Assignment						Officer assaults cleared	
		Firearm	Knife or other cutting instrument	Other dangerous weapon	Hands, fists, feet, etc.	Two-officer vehicle	One-officer vehicle		Detective or special assign.		Other		
							Alone	Asst	Alone	Ast	Alone		Asst
A	B	C	D	E	F	G	H	I	J	K	L	M	
1. Responding to disturbance calls (family quarrels, person with firearm, etc.)	3			1	2		2	1					
2. Burglaries in progress or pursuing burglary suspects													
3. Robberies in progress or pursuing robbery suspects													
4. Attempting other arrests													
5. Civil disorder (riot, mass disobedience, etc.)													
6. Handling, transporting, custody of prisoners													
7. Investigating suspicious persons or circumstances													
8. Ambush – no warning													
9. Mentally deranged													
10. Traffic pursuits and stops													
11. All other													
<b>12. TOTAL (1-11)</b>	<b>3</b>			<b>1</b>	<b>2</b>		<b>2</b>	<b>1</b>					
13. Number with person injury	1			1									
14. Number without personal injury	2				2								

15. Time of assaults	12 AM	2 AM	4 AM	6 AM	8 AM	10 AM	NOON	2 PM	4 PM	6 PM	8 PM	10 PM	UNK
						1			1			1	

AGE, SEX AND RACE OF PERSONS ARRESTED  
18 Years of age and over

CLASSIFICATIONS OF OFFENSES	UCR	SEX	AGE													TOT	RACE							
			18	19	20	21	22	23	24	25-29	30-34	35-39	40-44	45-49	50-54		55-59	60-64	65 OV	WHT	BLK	IND	ASN	PAC
MURDER/NONNEG MANSLAUGHTER	01A	M																						
		F																						
MANSLAUGHTER BY NEGLIGENCE	01B	M																						
		F																						
RAPE	02	M									1											1		
		F																						
ROBBERY	03	M																						
		F																						
AGGRAVATED ASSAULT	04	M			1	1	3	1		2	4		1	1						14	1		17	
		F								3		1								4				
BURGLARY	05	M	1								1				1	2			5	2		3		
		F																						
LARCENY	06	M				1													1	1		2		
		F								1		1							2					
MOTOR VEHICLE THEFT	07	M																				1		
		F										1							1					
OTHER ASSAULTS	08	M				1				2	4	3	4	4			2	1	21	2		23		
		F				1				2					1				4					
ARSON	09	M																				1		
		F								1									1					
FORGERY	10	M											1						1			1		
		F																						
FRAUD	11	M																						
		F																						
EMBEZZLEMENT	12	M																						
		F																						
STOLEN PROPERTY	13	M																						
		F																						
VANDALISM	14	M	1	1							2	1							5			7		
		F										2							2					
WEAPONS	15	M									2				1				3			3		
		F																						
PROSTITUTION AND COMMERCIALIZED VICE	16	M																						
		F																						
PROSTITUTION	16a	M																						
		F																						

AGE, SEX AND RACE OF PERSONS ARRESTED  
18 Years of age and over

CLASSIFICATIONS OF OFFENSES	UCR	SEX	AGE														TOT	RACE						
			18	19	20	21	22	23	24	25-29	30-34	35-39	40-44	45-49	50-54	55-59		60-64	65 OV	WHT	BLK	IND	ASN	PAC
ASSISTING OR PROMOTING PROSTITUTION	16b	M																						
		F																						
PURCHASING PROSTITUTION	16c	M																						
		F																						
SEX OFFENSES	17	M								2									2	1		1		
		F																						
DRUG/SALE/MAN	180	M																						
		F																						
NARCOTICS	180a	M																						
		F																						
MARIJUANA	180b	M																						
		F																						
SYNTHETIC NARC	180c	M																						
		F																						
OTHER/NON-NARC	180d	M																						
		F																						
DRUG/POSSESSION	185	M									1								1			1		
		F																						
NARCOTICS	185e	M																						
		F																						
MARIJUANA	185f	M																						
		F																						
SYNTHETIC NARC	185g	M									1								1			1		
		F																						
OTHER/NON-NARC	185h	M																						
		F																						
GAMBLING	19	M																						
		F																						
BOOKMAKING	19a	M																						
		F																						
NUMBERS	19b	M																						
		F																						
OTHER GAMBLING	19c	M																						
		F																						
FAMILY/CHILD	20	M																						
		F																						

AGE, SEX AND RACE OF PERSONS ARRESTED  
18 Years of age and over

CLASSIFICATIONS OF OFFENSES	UCR	SEX	AGE														TOT	RACE							
			18	19	20	21	22	23	24	25-29	30-34	35-39	40-44	45-49	50-54	55-59		60-64	65 OV	WHT	BLK	IND	ASN	PAC	
DRIVING INFLUENCE	21	M		1	3			1		5	3		1	1	1					16			23		
		F								2	2	1	1	1						7					
LIQUOR LAWS	22	M			1															1			1		
		F																							
DRUNKENNESS	23	M																							
		F																							
DISORDERLY CONDUCT	24	M				1				3	1									5	1		4		
		F																							
VAGRANCY	25	M																							
		F																							
ALL OTHER	26	M		1		4				3	22	6	2	10	10		2	4	64	6		70			
		F				1					7	2			1			1	12						
SUSPICION	27	M																							
		F																							
HUMAN TRAFFICKING/COMMERCIAL SEX ACTS	30	M																							
		F																							
HUMAN TRAFFICKING/INVOLUNTARY SERVITUDE	31	M																							
		F																							
TOTAL BY SEX		M	2	3	5	7	4	2		18	40	10	9	16	13	2	4	5	140	14		159			
		F				2				9	9	8	1	1	2			1	33						
<b>GRAND TOTAL</b>			<b>2</b>	<b>3</b>	<b>5</b>	<b>9</b>	<b>4</b>	<b>2</b>		<b>27</b>	<b>49</b>	<b>18</b>	<b>10</b>	<b>17</b>	<b>15</b>	<b>2</b>	<b>4</b>	<b>6</b>	<b>173</b>	<b>14</b>		<b>159</b>			

AGE, SEX AND RACE OF PERSONS ARRESTED  
under 18 Years of age

CLASSIFICATIONS OF OFFENSES	UCR	SEX	AGE						TOT	RACE										
			Under 10	10-12	13-14	15	16	17		WHT	BLK	IND	ASN	PAC						
			MURDER/NONNEG MANSLAUGHTER	01A	M															
		F																		
MANSLAUGHTER BY NEGLIGENCE	01B	M																		
		F																		
RAPE	02	M																		
		F																		
ROBBERY	03	M																		
		F																		
AGGRAVATED ASSAULT	04	M																		
		F																		
BURGLARY	05	M			1				1	1										
		F																		
LARCENY	06	M																		
		F																		
MOTOR VEHICLE THEFT	07	M																		
		F																		
OTHER ASSAULTS	08	M			2			1	3	1			2							
		F																		
ARSON	09	M																		
		F																		
FORGERY	10	M																		
		F																		
FRAUD	11	M																		
		F																		
EMBEZZLEMENT	12	M																		
		F																		
STOLEN PROPERTY	13	M																		
		F																		
VANDALISM	14	M			1			1	2				2							
		F																		
WEAPONS	15	M																		
		F																		
PROSTITUTION	16	M																		
		F																		
PROSTITUTION	16a	M																		
		F																		

AGE, SEX AND RACE OF PERSONS ARRESTED  
under 18 Years of age

CLASSIFICATIONS OF OFFENSES	UCR	SEX	AGE						TOT	RACE				
			Under 10	10-12	13-14	15	16	17		WHT	BLK	IND	ASN	PAC
ASSISTING OR PROMOTING PROSTITUTION	16b	M												
		F												
PURCHASING PROSTITUTION	16c	M												
		F												
SEX OFFENSES	17	M												
		F												
<b>DRUG/SALE/MAN</b>	180	M												
		F												
NARCOTICS	180a	M												
		F												
MARIJUANA	180b	M												
		F												
SYNTHETIC NARC	180c	M												
		F												
OTHER/NON-NARC	180d	M												
		F												
<b>DRUG/POSSESSION</b>	185	M												
		F												
NARCOTICS	185e	M												
		F												
MARIJUANA	185f	M												
		F												
SYNTHETIC NARC	185g	M												
		F												
OTHER/NON-NARC	185h	M												
		F												
<b>GAMBLING</b>	19	M												
		F												
BOOKMAKING	19a	M												
		F												
NUMBERS	19b	M												
		F												
OTHER GAMBLING	19c	M												
		F												
FAMILY/CHILD	20	M												
		F												



AGE, SEX AND RACE OF PERSONS ARRESTED  
under 18 Years of age

CLASSIFICATIONS OF OFFENSES	UCR	SEX	AGE						TOT	RACE									
			Under 10	10-12	13-14	15	16	17		WHT	BLK	IND	ASN	PAC					
			DRIVING INFLUENCE	21	M														
		F																	
LIQUOR LAWS	22	M																	1
		F				1			1										
DRUNKENNESS	23	M																	
		F																	
DISORDERLY CONDUCT	24	M																	
		F																	
VAGRANCY	25	M																	
		F																	
ALL OTHER	26	M																	
		F																	
SUSPICION	27	M																	
		F																	
CURFEW	28	M																	
		F																	
RUN-AWAYS	29	M																	
		F																	
HUMAN TRAFFICKING/COMMERCIAL SEX ACTS	30	M																	
		F																	
HUMAN TRAFFICKING/INVOLUNTARY SERVITUDE	31	M																	
		F																	
TOTAL BY SEX		M			4		1	1	6	2			5						
		F				1			1										
GRAND TOTAL					4	1	1	1	7	2			5						

MONTHLY RETURN OF ARSON OFFENSES KNOWN TO LAW ENFORCEMENT

1 PROPERTY CLASSIFICATION	2 Offenses Reported or Known to Police (Include Unfounded and attempts)	3 Unfounded, i.e. False or Baseless Complaints	4 Number of Actual Offenses (Column 2 Minus Column 3) (Include Attempts)	5 Total Offenses Cleared by Arrest or Exceptional Means (Include Column 6)	6 Number of Clearances Involving Only Persons Under 18 Years of Age	7 Offenses Where Structures Uninhabited, Abandoned, or not Normally in Use	8 Estimated Value of Property Damage
STRUCTURAL							
A. Single Occupancy Residential: Houses, Townhouses, Duplexes, etc.							
B. Other Residential: Apartments, Tenements, Flats, Hotels, Motels, Inns, Dormitories, Boarding Houses, etc.							
C. Storage: Barns, Garages, Warehouses, etc.							
D. Industrial/Manufacturing:							
E. Other Commercial: Stores, Restaurants, Offices, etc.							
F. Community/Public: Churches, Jails, Schools, Colleges, Hospitals, etc.	1		1	1			
G. All Other Structure: Out Buildings, Monuments, Buildings Under Constructions, etc.							
<b>TOTAL STRUCTURAL</b>	<b>1</b>		<b>1</b>	<b>1</b>			
MOBILE							
H. Motor Vehicles: Automobiles, Trucks, Buses, Motorcycles, etc. UCR Definition							
I. Other Mobile Property: Trailers, Recreational Vehicles, Airplanes, Boats, etc.							
<b>TOTAL MOBILE</b>							
OTHER							
J. TOTAL OTHER Crops, Timber, Fences, Signs, etc.							
<b>TOTAL OTHER</b>							
<b>GRAND TOTAL</b>	<b>1</b>		<b>1</b>	<b>1</b>			

RETURN A - MONTHLY RETURN OF OFFENSES KNOWN TO POLICE

(1) Classification of Offense	(2) Offenses Reported	(3) Unfounded Offenses	(4) Actual Offenses	(5) Offenses Cleared	(6) Juveniles Only
CRIMINAL HOMICIDE					
MURDER/NONNEG MANSLAUGHTER					
MANSLAUGHTER BY NEGLIGENCE					
TOTAL					
RAPE					
RAPE					
ATTEMPTS TO COMMIT RAPE					
TOTAL					
ROBBERY					
FIREARM					
KNIFE/CUTTING INSTRUMENT					
OTHER DANGEROUS WEAPON					
STRONG-ARM (HANDS, FISTS)					
TOTAL					
ASSAULT					
FIREARM					
KNIFE OR CUTTING INSTRUMENT					
OTHER DANGEROUS WEAPON					
HANDS, FIST, FEET, AGGRAVATED	2		2	1	
OTHER ASSAULTS - SIMPLE	1		1	1	
TOTAL	3		3	2	
BURGLARY					
FORCIBLE ENTRY					
UNLAWFUL ENTRY - NO FORCE					
ATTEMPTED FORCIBLE ENTRY					
TOTAL					
LARCENY-THEFT					
THEFT (EX MOTOR VEHICLE)	11	4	7	3	
TOTAL	11	4	7	3	
MOTOR VEHICLE THEFT					
AUTOS	3		3	1	
TRUCKS AND BUSES					
OTHER VEHICLES					
TOTAL	3		3	1	
<b>GRAND TOTAL</b>	<b>17</b>	<b>4</b>	<b>13</b>	<b>6</b>	

PROPERTY STOLEN BY CLASSIFICATION

CLASSIFICATION OF OFFENSES	NUMBER ACTUAL OFFENSES	VALUE OF PROPERTY STOLEN
MURDER/NONNEG MANSLAUGHTER		
RAPE		
ROBBERY		
HIGHWAY (STREET, ALLEYS, ETC.)		
COMMERCIAL HOUSE		
GAS OR SERVICE STATION		
CONVENIENCE STORE		
RESIDENCE		
BANK		
MISCELLANEOUS		
TOTAL ROBBERY		
BURGLARY		
RESIDENCE (DWELLING)		
NIGHT (6PM-6AM)		
DAY (6AM-6PM)		
UNKNOWN		
NON-RESIDENCE (STORE ETC.)		
NIGHT (6PM-6AM)		
DAY (6AM-6PM)		
UNKNOWN		
TOTAL BURGLARY		
LARCENY-THEFT		
\$200 AND OVER	4	\$ 18,636
\$50 TO \$200	1	\$ 77
UNDER \$50	2	\$ 30
TOTAL	7	\$ 18,743
6X. NATURE OF LARCENIES UNDER ITEM 6		
POCKET-PICKING		
PURSE-SNATCHING		
SHOPLIFTING		
FROM MOTOR VEHICLE		
MOTOR VEHICLE PARTS & ACCESSORIES	2	\$ 427
BICYCLES		
FROM BUILDING(EX C&H)	3	\$ 1,576
FROM COIN-OP MACHINES		
ALL OTHER	2	\$ 16,740
TOTAL LARCENY	7	\$ 18,743
MOTOR VEHICLE THEFT	3	\$ 38,500
STOLEN & RECOVERED LOCALLY		
STOLEN LOCALLY & RECOVERED OTHER		
TOTAL STOLEN OTHER & RECOVERED LOCAL		
STOLEN IN OTHER JURIS & RECOVERED LOCALLY	4	
TOTAL MOTOR VEHICLE THEFT	3	\$ 38,500
<b>GRAND TOTAL</b>	<b>10</b>	<b>\$ 57,243</b>

PROPERTY BY TYPE AND VALUE

Type of Property (1)	Monetary Value of Property Stolen in Your Jurisdiction	
	STOLEN (2)	RECOVERED (3)
CURRENCY, NOTES, ETC.	\$ 380	\$ 380
JEWELRY & PRECIOUS METALS		
CLOTHING AND FURS		
LOCALLY STOLEN MOTOR VEHICLE	\$ 38,500	
OFFICE EQUIPMENT		
TV, RADIOS, CAMERAS, ETC.		
FIREARMS		
HOUSEHOLD GOODS		
CONSUMABLE GOODS	\$ 2,090	\$ 1,740
LIVESTOCK		
MISCELLANEOUS	\$ 16,273	\$ 15,000
<b>GRAND TOTAL</b>	<b>\$ 57,243</b>	<b>\$ 17,120</b>

AGE, SEX AND RACE OF PERSONS ARRESTED  
18 Years of age and over

CLASSIFICATIONS OF OFFENSES	UCR	SEX	AGE													TOT	RACE							
			18	19	20	21	22	23	24	25-29	30-34	35-39	40-44	45-49	50-54		55-59	60-64	65 OV	WHT	BLK	IND	ASN	PAC
MURDER/NONNEG MANSLAUGHTER	01A	M																						
		F																						
MANSLAUGHTER BY NEGLIGENCE	01B	M																						
		F																						
RAPE	02	M																						
		F																						
ROBBERY	03	M																						
		F																						
AGGRAVATED ASSAULT	04	M													1					1				
		F																						
BURGLARY	05	M																						
		F																						
LARCENY	06	M																						
		F																						
MOTOR VEHICLE THEFT	07	M		1																1				
		F																						
OTHER ASSAULTS	08	M																1		1				
		F																						
ARSON	09	M																						
		F																						
FORGERY	10	M																						
		F																						
FRAUD	11	M																						
		F																						
EMBEZZLEMENT	12	M																						
		F																						
STOLEN PROPERTY	13	M																						
		F																						
VANDALISM	14	M																						
		F																						
WEAPONS	15	M																						
		F																						
PROSTITUTION AND COMMERCIALIZED VICE	16	M																						
		F																						
PROSTITUTION	16a	M																						
		F																						

AGE, SEX AND RACE OF PERSONS ARRESTED  
18 Years of age and over

CLASSIFICATIONS OF OFFENSES	UCR	SEX	AGE														TOT	RACE						
			18	19	20	21	22	23	24	25-29	30-34	35-39	40-44	45-49	50-54	55-59		60-64	65 OV	WHT	BLK	IND	ASN	PAC
ASSISTING OR PROMOTING PROSTITUTION	16b	M																						
		F																						
PURCHASING PROSTITUTION	16c	M																						
		F																						
SEX OFFENSES	17	M																						
		F																						
DRUG/SALE/MAN	180	M																						
		F																						
NARCOTICS	180a	M																						
		F																						
MARIJUANA	180b	M																						
		F																						
SYNTHETIC NARC	180c	M																						
		F																						
OTHER/NON-NARC	180d	M																						
		F																						
DRUG/POSSESSION	185	M																						
		F																						
NARCOTICS	185e	M																						
		F																						
MARIJUANA	185f	M																						
		F																						
SYNTHETIC NARC	185g	M																						
		F																						
OTHER/NON-NARC	185h	M																						
		F																						
GAMBLING	19	M																						
		F																						
BOOKMAKING	19a	M																						
		F																						
NUMBERS	19b	M																						
		F																						
OTHER GAMBLING	19c	M																						
		F																						
FAMILY/CHILD	20	M																						
		F																						

AGE, SEX AND RACE OF PERSONS ARRESTED  
18 Years of age and over

CLASSIFICATIONS OF OFFENSES	UCR	SEX	AGE													TOT	RACE								
			18	19	20	21	22	23	24	25-29	30-34	35-39	40-44	45-49	50-54		55-59	60-64	65 OV	WHT	BLK	IND	ASN	PAC	
			DRIVING INFLUENCE	21	M					1				1				1			1			4	1
		F			1								1							2					
LIQUOR LAWS	22	M																							
		F																							
DRUNKENNESS	23	M																							
		F																							
DISORDERLY CONDUCT	24	M												1						1	2				
		F											1							1					
VAGRANCY	25	M																							
		F																							
ALL OTHER	26	M									1	1	2		1	3		1		9	5	5	4		
		F					1				2	2								5					
SUSPICION	27	M																							
		F																							
HUMAN TRAFFICKING/COMMERCIAL SEX ACTS	30	M																							
		F																							
HUMAN TRAFFICKING/INVOLUNTARY SERVITUDE	31	M																							
		F																							
TOTAL BY SEX		M		1			1				2	1	2	2	2	3	1	2		17	8	8	9		
		F			1		1				2	2		2						8					
GRAND TOTAL				1	1		2				4	3	2	4	2	3	1	2		25	8	8	9		



RETURN A - MONTHLY RETURN OF OFFENSES KNOWN TO POLICE

(1) Classification of Offense	(2) Offenses Reported	(3) Unfounded Offenses	(4) Actual Offenses	(5) Offenses Cleared	(6) Juveniles Only
CRIMINAL HOMICIDE					
MURDER/NONNEG MANSLAUGHTER	3		3	3	
MANSLAUGHTER BY NEGLIGENCE					
TOTAL	3		3	3	
RAPE					
RAPE	32	8	24	4	
ATTEMPTS TO COMMIT RAPE					
TOTAL	32	8	24	4	
ROBBERY					
FIREARM	10		10	2	
KNIFE/CUTTING INSTRUMENT	2		2		
OTHER DANGEROUS WEAPON	2		2		
STRONG-ARM (HANDS, FISTS)	29	2	27	13	2
TOTAL	43	2	41	15	2
ASSAULT					
FIREARM	59	6	53	25	2
KNIFE OR CUTTING INSTRUMENT	49	1	48	22	
OTHER DANGEROUS WEAPON	61	4	57	29	4
HANDS, FIST, FEET, AGGRAVATED	35	1	34	17	
OTHER ASSAULTS - SIMPLE	478	20	458	234	20
TOTAL	682	32	650	327	26
BURGLARY					
FORCIBLE ENTRY	106	1	105	8	
UNLAWFUL ENTRY - NO FORCE	56	3	53	17	
ATTEMPTED FORCIBLE ENTRY	13		13	1	
TOTAL	175	4	171	26	
LARCENY-THEFT					
THEFT (EX MOTOR VEHICLE)	927	19	908	152	5
TOTAL	927	19	908	152	5
MOTOR VEHICLE THEFT					
AUTOS	136	11	125	29	5
TRUCKS AND BUSES	56	1	55	6	3
OTHER VEHICLES	20	3	17	2	
TOTAL	212	15	197	37	8
<b>GRAND TOTAL</b>	<b>2074</b>	<b>80</b>	<b>1994</b>	<b>564</b>	<b>41</b>

PROPERTY STOLEN BY CLASSIFICATION

CLASSIFICATION OF OFFENSES	NUMBER ACTUAL OFFENSES	VALUE OF PROPERTY STOLEN
MURDER/NONNEG MANSLAUGHTER	3	
RAPE	24	
ROBBERY		
HIGHWAY (STREET, ALLEYS, ETC.)	4	\$ 1,905
COMMERCIAL HOUSE		
GAS OR SERVICE STATION		
CONVENIENCE STORE	1	\$ 20
RESIDENCE	9	\$ 1,551
BANK		
MISCELLANEOUS	27	\$ 10,564
TOTAL ROBBERY	41	\$ 14,040
BURGLARY		
RESIDENCE (DWELLING)		
NIGHT (6PM-6AM)	11	\$ 19,980
DAY (6AM-6PM)	18	\$ 53,430
UNKNOWN	28	\$ 43,039
NON-RESIDENCE (STORE ETC.)		
NIGHT (6PM-6AM)	26	\$ 10,961
DAY (6AM-6PM)	42	\$ 96,610
UNKNOWN	46	\$ 276,737
TOTAL BURGLARY	171	\$ 500,757
LARCENY-THEFT		
\$200 AND OVER	408	\$ 513,940
\$50 TO \$200	261	\$ 30,870
UNDER \$50	239	\$ 4,066
TOTAL	908	\$ 548,876
6X. NATURE OF LARCENIES UNDER ITEM 6		
POCKET-PICKING	3	\$ 97
PURSE-SNATCHING	4	\$ 226
SHOPLIFTING	271	\$ 56,937
FROM MOTOR VEHICLE	187	\$ 163,174
MOTOR VEHICLE PARTS & ACCESSORIES	90	\$ 62,308
BICYCLES	68	\$ 31,252
FROM BUILDING(EX C&H)	148	\$ 118,489
FROM COIN-OP MACHINES	1	
ALL OTHER	136	\$ 116,393
TOTAL LARCENY	908	\$ 548,876
MOTOR VEHICLE THEFT	197	\$ 1,598,406
STOLEN & RECOVERED LOCALLY	202	\$ 116,450
STOLEN LOCALLY & RECOVERED OTHER	10	
TOTAL STOLEN OTHER & RECOVERED LOCAL	212	\$ 116,450
STOLEN IN OTHER JURIS & RECOVERED LOCALLY		
TOTAL MOTOR VEHICLE THEFT	197	\$ 1,598,406
<b>GRAND TOTAL</b>	<b>1344</b>	<b>\$ 2,662,079</b>

## PROPERTY BY TYPE AND VALUE

Type of Property (1)	Monetary Value of Property Stolen in Your Jurisdiction	
	STOLEN (2)	RECOVERED (3)
CURRENCY, NOTES, ETC.	\$ 65,154	\$ 2,378
JEWELRY & PRECIOUS METALS	\$ 76,529	\$ 12,206
CLOTHING AND FURS	\$ 63,265	\$ 5,422
LOCALLY STOLEN MOTOR VEHICLE	\$ 1,771,873	\$ 1,616,878
OFFICE EQUIPMENT	\$ 111,230	\$ 14,603
TV, RADIOS, CAMERAS, ETC.	\$ 23,736	\$ 6,287
FIREARMS	\$ 95,281	\$ 43,469
HOUSEHOLD GOODS	\$ 20,813	\$ 11,304
CONSUMABLE GOODS	\$ 31,063	\$ 4,435
LIVESTOCK	\$ 1,704	\$ 1,101
MISCELLANEOUS	\$ 401,431	\$ 46,399
<b>GRAND TOTAL</b>	<b>\$ 2,662,079</b>	<b>\$ 1,764,482</b>

LAW ENFORCEMENT OFFICERS KILLED OR ASSAULTED

Type of activity	Total assaults by weapon	Type of Weapon				Type of Assignment							Officer assaults cleared
		Firearm	Knife or other cutting instrument	Other dangerous weapon	Hands, fists, feet, etc.	Two-officer vehicle	One-officer vehicle		Detective or special assign.		Other		
							Alone	Asst	Alone	Ast	Alone	Asst	
A	B	C	D	E	F	G	H	I	J	K	L	M	
1. Responding to disturbance calls (family quarrels, person with firearm, etc.)	5				5	1	2	2					5
2. Burglaries in progress or pursuing burglary suspects													
3. Robberies in progress or pursuing robbery suspects													
4. Attempting other arrests	7				7	2	1	4					7
5. Civil disorder (riot, mass disobedience, etc.)													
6. Handling, transporting, custody of prisoners													
7. Investigating suspicious persons or circumstances	4	2			2			4					4
8. Ambush – no warning													
9. Mentally deranged	3				3	1		2					1
10. Traffic pursuits and stops	1			1			1						1
11. All other													
<b>12. TOTAL (1-11)</b>	<b>20</b>	<b>2</b>		<b>1</b>	<b>17</b>	<b>4</b>	<b>4</b>	<b>12</b>					<b>18</b>
13. Number with person injury	18	2		1	15								
14. Number without personal injury	2				2								

15. Time of assaults	12 AM	2 AM	4 AM	6 AM	8 AM	10 AM	NOON	2 PM	4 PM	6 PM	8 PM	10 PM	UNK
	6	2	2			2	2		3		1	2	

AGE, SEX AND RACE OF PERSONS ARRESTED  
18 Years of age and over

CLASSIFICATIONS OF OFFENSES	UCR	SEX	AGE													TOT	RACE								
			18	19	20	21	22	23	24	25-29	30-34	35-39	40-44	45-49	50-54		55-59	60-64	65 OV	WHT	BLK	IND	ASN	PAC	
MURDER/NONNEG MANSLAUGHTER	01A	M				1														3	1		2		
		F																							
MANSLAUGHTER BY NEGLIGENCE	01B	M																							
		F																							
RAPE	02	M	1							1		1								3		2	1		
		F																							
ROBBERY	03	M		1						1		2	2							6	6	1	3		
		F							1	1	1					1				4					
AGGRAVATED ASSAULT	04	M	1	1	2	4	2	3	1	6	7	4	8	4	3	1				47	20	10	31	2	
		F					1		1	1	3	4	4	1					1	16					
BURGLARY	05	M		1				1		2	1	2	1	1	1	1			11	7		4			
		F																							
LARCENY	06	M		1	2	3	1	8	2	12	13	34	7	8	3	5	2	1	102	95	17	91	7		
		F		1	2	2	4	5	4	20	25	22	7	5	8	3				108					
MOTOR VEHICLE THEFT	07	M		1	1	4				7	3	2		1					19	11		11			
		F		1				1	1											3					
OTHER ASSAULTS	08	M	1	3	1	6	5	6	2	15	33	21	12	7	6	12	8		138	82	27	99	5		
		F	1	4	2	1	4	1	4	11	12	9	11	3	5	2	2	3		75					
ARSON	09	M																							
		F																							
FORGERY	10	M								1	2			1					4	7		1			
		F								1	2					1			4						
FRAUD	11	M			3	3	2	1		5	1	7	4	4		1			31	52	9	15			
		F		1	2	2		2	3	9	11	5	5	1	2	1	1			45					
EMBEZZLEMENT	12	M			1					1	2		1						5	1	3	5			
		F			1			1				2								4					
STOLEN PROPERTY	13	M																							
		F																							
VANDALISM	14	M	1	1		2				1	6	5	5	7	1	2	3	1	35	18	4	28	1		
		F			1	1	1	2	1	2	4	2	1				1			16					
WEAPONS	15	M			2	3				3	5	3	2			1	1	1	21	15	4	3	1		
		F									1					1			2						
PROSTITUTION AND COMMERCIALIZED VICE	16	M																							
		F																							
PROSTITUTION	16a	M																							
		F																							

AGE, SEX AND RACE OF PERSONS ARRESTED  
18 Years of age and over

CLASSIFICATIONS OF OFFENSES	UCR	SEX	AGE													TOT	RACE							
			18	19	20	21	22	23	24	25-29	30-34	35-39	40-44	45-49	50-54		55-59	60-64	65 OV	WHT	BLK	IND	ASN	PAC
ASSISTING OR PROMOTING PROSTITUTION	16b	M																						
		F																						
PURCHASING PROSTITUTION	16c	M																						
		F																						
SEX OFFENSES	17	M	1							1		1			1	1	2	1	8	1	2	8		
		F			1		2												3					
DRUG/SALE/MAN	180	M							1		1				1			3	2		2			
		F									1							1						
NARCOTICS	180a	M									1				1			2	1		2			
		F									1							1						
MARIJUANA	180b	M							1									1	1					
		F																						
SYNTHETIC NARC	180c	M																						
		F																						
OTHER/NON-NARC	180d	M																						
		F																						
DRUG/POSSESSION	185	M			1		1			4	2	2		1		1		12	8	3	5			
		F								2		1		1				4						
NARCOTICS	185e	M			1				4	2			1		1			9	5	3	5			
		F							2		1		1					4						
MARIJUANA	185f	M																						
		F																						
SYNTHETIC NARC	185g	M																						
		F																						
OTHER/NON-NARC	185h	M					1						2					3	3					
		F																						
GAMBLING	19	M																						
		F																						
BOOKMAKING	19a	M																						
		F																						
NUMBERS	19b	M																						
		F																						
OTHER GAMBLING	19c	M																						
		F																						
FAMILY/CHILD	20	M													1			1	1	1				
		F				1												1						

AGE, SEX AND RACE OF PERSONS ARRESTED  
18 Years of age and over

CLASSIFICATIONS OF OFFENSES	UCR	SEX	AGE														TOT	RACE						
			18	19	20	21	22	23	24	25-29	30-34	35-39	40-44	45-49	50-54	55-59		60-64	65 OV	WHT	BLK	IND	ASN	PAC
DRIVING INFLUENCE	21	M	3	2	4	4	5	3	6	25	16	7	5	8	9	5	4	1	107	78	30	45	2	
		F	1	1	2	2	2		2	5	10	8	5	5	3	2			48					
LIQUOR LAWS	22	M															1		1			3		
		F									1		1						2					
DRUNKENNESS	23	M																						
		F																						
DISORDERLY CONDUCT	24	M			1		1	3	1	11	7	9	11	3	1				48	20	12	29		
		F	1							4	1	3	4						13					
VAGRANCY	25	M																						
		F																						
ALL OTHER	26	M	1	1	2	5	3	9	1	26	30	59	19	17	9	27	15	4	228	97	42	222	4	
		F		1	6	8	12	8	1	27	17	26	8	7	5	7	2	2	137					
SUSPICION	27	M																						
		F																						
HUMAN TRAFFICKING/COMMERCIAL SEX ACTS	30	M																						
		F																						
HUMAN TRAFFICKING/INVOLUNTARY SERVITUDE	31	M																						
		F																						
TOTAL BY SEX		M	9	12	20	35	20	34	17	125	131	160	77	56	37	58	34	8	833	522	167	608	22	
		F	3	9	17	17	26	21	18	83	87	83	45	25	24	17	5	6	486					
<b>GRAND TOTAL</b>			12	21	37	52	46	55	35	208	218	243	122	81	61	75	39	14	1319	522	167	608	22	

AGE, SEX AND RACE OF PERSONS ARRESTED  
under 18 Years of age

CLASSIFICATIONS OF OFFENSES	UCR	SEX	AGE						TOT	RACE				
			Under 10	10-12	13-14	15	16	17		WHT	BLK	IND	ASN	PAC
MURDER/NONNEG MANSLAUGHTER	01A	M												
		F												
MANSLAUGHTER BY NEGLIGENCE	01B	M												
		F												
RAPE	02	M												
		F												
ROBBERY	03	M			1			1	2			2		
		F												
AGGRAVATED ASSAULT	04	M			2			2	4			3	1	
		F												
BURGLARY	05	M								2	1			
		F			3				3					
LARCENY	06	M		2		1			3	2		4	1	
		F			1		1	2	4					
MOTOR VEHICLE THEFT	07	M		1	3	2	1	1	8	3	1	6	3	
		F		1	4				5					
OTHER ASSAULTS	08	M			4	1	3	4	12	5	4	10	1	
		F			3	1	1	3	8					
ARSON	09	M												
		F												
FORGERY	10	M												
		F												
FRAUD	11	M			3	1			4		1	2	1	
		F												
EMBEZZLEMENT	12	M												
		F												
STOLEN PROPERTY	13	M												
		F												
VANDALISM	14	M	1	4	5		6	2	18	9		9	2	1
		F			2			1	3					
WEAPONS	15	M								1				
		F						1	1					
PROSTITUTION	16	M												
		F												
PROSTITUTION	16a	M												
		F												



AGE, SEX AND RACE OF PERSONS ARRESTED  
under 18 Years of age

CLASSIFICATIONS OF OFFENSES	UCR	SEX	AGE						TOT	RACE				
			Under 10	10-12	13-14	15	16	17		WHT	BLK	IND	ASN	PAC
ASSISTING OR PROMOTING PROSTITUTION	16b	M												
		F												
PURCHASING PROSTITUTION	16c	M												
		F												
SEX OFFENSES	17	M												
		F												
<b>DRUG/SALE/MAN</b>	180	M												
		F												
NARCOTICS	180a	M												
		F												
MARIJUANA	180b	M												
		F												
SYNTHETIC NARC	180c	M												
		F												
OTHER/NON-NARC	180d	M												
		F												
<b>DRUG/POSSESSION</b>	185	M												
		F												
NARCOTICS	185e	M												
		F												
MARIJUANA	185f	M												
		F												
SYNTHETIC NARC	185g	M												
		F												
OTHER/NON-NARC	185h	M												
		F												
<b>GAMBLING</b>	19	M												
		F												
BOOKMAKING	19a	M												
		F												
NUMBERS	19b	M												
		F												
OTHER GAMBLING	19c	M												
		F												
FAMILY/CHILD	20	M												
		F												

AGE, SEX AND RACE OF PERSONS ARRESTED  
under 18 Years of age

CLASSIFICATIONS OF OFFENSES	UCR	SEX	AGE						TOT	RACE				
			Under 10	10-12	13-14	15	16	17		WHT	BLK	IND	ASN	PAC
			DRIVING INFLUENCE	21	M			1		1			2	
		F												
LIQUOR LAWS	22	M												
		F												
DRUNKENNESS	23	M												
		F												
DISORDERLY CONDUCT	24	M			1			1	2			3		
		F				1			1					
VAGRANCY	25	M												
		F												
ALL OTHER	26	M			1		2	1	4	4		1		
		F			1				1					
SUSPICION	27	M												
		F												
CURFEW	28	M												
		F												
RUN-AWAYS	29	M												
		F												
HUMAN TRAFFICKING/COMMERCIAL SEX ACTS	30	M												
		F												
HUMAN TRAFFICKING/INVOLUNTARY SERVITUDE	31	M												
		F												
TOTAL BY SEX		M	1	7	21	6	12	12	59	26	7	41	10	1
		F		1	14	2	2	7	26					
GRAND TOTAL			1	8	35	8	14	19	85	26	7	41	10	1

MONTHLY RETURN OF ARSON OFFENSES KNOWN TO LAW ENFORCEMENT

1 PROPERTY CLASSIFICATION	2 Offenses Reported or Known to Police (Include Unfounded and attempts)	3 Unfounded, i.e. False or Baseless Complaints	4 Number of Actual Offenses (Column 2 Minus Column 3) (Include Attempts)	5 Total Offenses Cleared by Arrest or Exceptional Means (Include Column 6)	6 Number of Clearances Involving Only Persons Under 18 Years of Age	7 Offenses Where Structures Uninhabited, Abandoned, or not Normally in Use	8 Estimated Value of Property Damage
STRUCTURAL							
A. Single Occupancy Residential: Houses, Townhouses, Duplexes, etc.	3		3				\$222,500
B. Other Residential: Apartments, Tenements, Flats, Hotels, Motels, Inns, Dormitories, Boarding Houses, etc.	4		4	1			\$21,510
C. Storage: Barns, Garages, Warehouses, etc.							
D. Industrial/Manufacturing:							
E. Other Commercial: Stores, Restaurants, Offices, etc.							
F. Community/Public: Churches, Jails, Schools, Colleges, Hospitals, etc.	2		2				\$642
G. All Other Structure: Out Buildings, Monuments, Buildings Under Constructions, etc.							
<b>TOTAL STRUCTURAL</b>	<b>9</b>		<b>9</b>	<b>1</b>			<b>\$244,652</b>
MOBILE							
H. Motor Vehicles: Automobiles, Trucks, Buses, Motorcycles, etc. UCR Definition	3		3				\$25,750
I. Other Mobile Property: Trailers, Recreational Vehicles, Airplanes, Boats, etc.							
<b>TOTAL MOBILE</b>	<b>3</b>		<b>3</b>				<b>\$25,750</b>
OTHER							
J. TOTAL OTHER Crops, Timber, Fences, Signs, etc.	4		4				\$1,489
<b>TOTAL OTHER</b>	<b>4</b>		<b>4</b>				<b>\$1,489</b>
<b>GRAND TOTAL</b>	<b>16</b>		<b>16</b>	<b>1</b>			<b>\$271,891</b>

RETURN A - MONTHLY RETURN OF OFFENSES KNOWN TO POLICE

(1) Classification of Offense	(2) Offenses Reported	(3) Unfounded Offenses	(4) Actual Offenses	(5) Offenses Cleared	(6) Juveniles Only
CRIMINAL HOMICIDE					
MURDER/NONNEG MANSLAUGHTER					
MANSLAUGHTER BY NEGLIGENCE					
TOTAL					
RAPE					
RAPE	1		1		
ATTEMPTS TO COMMIT RAPE	1	1			
TOTAL	2	1	1		
ROBBERY					
FIREARM					
KNIFE/CUTTING INSTRUMENT					
OTHER DANGEROUS WEAPON					
STRONG-ARM (HANDS, FISTS)					
TOTAL					
ASSAULT					
FIREARM	2	1	1	1	
KNIFE OR CUTTING INSTRUMENT					
OTHER DANGEROUS WEAPON					
HANDS, FIST, FEET, AGGRAVATED	4	1	3	1	
OTHER ASSAULTS - SIMPLE	9	1	8	5	
TOTAL	15	3	12	7	
BURGLARY					
FORCIBLE ENTRY	3		3		
UNLAWFUL ENTRY - NO FORCE	2		2		
ATTEMPTED FORCIBLE ENTRY					
TOTAL	5		5		
LARCENY-THEFT					
THEFT (EX MOTOR VEHICLE)	16		16		
TOTAL	16		16		
MOTOR VEHICLE THEFT					
AUTOS	2		2		
TRUCKS AND BUSES					
OTHER VEHICLES					
TOTAL	2		2		
<b>GRAND TOTAL</b>	<b>40</b>	<b>4</b>	<b>36</b>	<b>7</b>	



PROPERTY BY TYPE AND VALUE

Type of Property (1)	Monetary Value of Property Stolen in Your Jurisdiction	
	STOLEN (2)	RECOVERED (3)
CURRENCY, NOTES, ETC.	\$ 11,794	
JEWELRY & PRECIOUS METALS	\$ 20	
CLOTHING AND FURS	\$ 1,000	
LOCALLY STOLEN MOTOR VEHICLE	\$ 20,000	\$ 20,000
OFFICE EQUIPMENT		
TV, RADIOS, CAMERAS, ETC.		
FIREARMS		
HOUSEHOLD GOODS		
CONSUMABLE GOODS	\$ 255	
LIVESTOCK		
MISCELLANEOUS	\$ 10,460	
<b>GRAND TOTAL</b>	<b>\$ 43,529</b>	<b>\$ 20,000</b>

LAW ENFORCEMENT OFFICERS KILLED OR ASSAULTED

Type of activity	Total assaults by weapon	Type of Weapon				Type of Assignment						Officer assaults cleared	
		Firearm	Knife or other cutting instrument	Other dangerous weapon	Hands, fists, feet, etc.	Two-officer vehicle	One-officer vehicle		Detective or special assign.		Other		
							Alone	Asst	Alone	Ast	Alone		Asst
A	B	C	D	E	F	G	H	I	J	K	L	M	
1. Responding to disturbance calls (family quarrels, person with firearm, etc.)													
2. Burglaries in progress or pursuing burglary suspects													
3. Robberies in progress or pursuing robbery suspects													
4. Attempting other arrests													
5. Civil disorder (riot, mass disobedience, etc.)													
6. Handling, transporting, custody of prisoners													
7. Investigating suspicious persons or circumstances													
8. Ambush – no warning													
9. Mentally deranged	1				1		1						1
10. Traffic pursuits and stops													
11. All other													
<b>12. TOTAL (1-11)</b>	<b>1</b>				<b>1</b>		<b>1</b>						<b>1</b>
13. Number with person injury													
14. Number without personal injury	1				1								

15. Time of assaults	12 AM	2 AM	4 AM	6 AM	8 AM	10 AM	NOON	2 PM	4 PM	6 PM	8 PM	10 PM	UNK
				1									

AGE, SEX AND RACE OF PERSONS ARRESTED  
18 Years of age and over

CLASSIFICATIONS OF OFFENSES	UCR	SEX	AGE													TOT	RACE							
			18	19	20	21	22	23	24	25-29	30-34	35-39	40-44	45-49	50-54		55-59	60-64	65 OV	WHT	BLK	IND	ASN	PAC
MURDER/NONNEG MANSLAUGHTER	01A	M																						
		F																						
MANSLAUGHTER BY NEGLIGENCE	01B	M																						
		F																						
RAPE	02	M																						
		F																						
ROBBERY	03	M																						
		F																						
AGGRAVATED ASSAULT	04	M									1								1	2	3			
		F								1										1				
BURGLARY	05	M																						
		F																						
LARCENY	06	M																						
		F																						
MOTOR VEHICLE THEFT	07	M																						
		F																						
OTHER ASSAULTS	08	M									1	3								4	4		1	
		F													1					1				
ARSON	09	M																						
		F																						
FORGERY	10	M																						
		F																						
FRAUD	11	M																						
		F																						
EMBEZZLEMENT	12	M																						
		F																						
STOLEN PROPERTY	13	M																						
		F																						
VANDALISM	14	M																						
		F																						
WEAPONS	15	M									1										1	1		
		F																						
PROSTITUTION AND COMMERCIALIZED VICE	16	M																						
		F																						
PROSTITUTION	16a	M																						
		F																						



AGE, SEX AND RACE OF PERSONS ARRESTED  
18 Years of age and over

CLASSIFICATIONS OF OFFENSES	UCR	SEX	AGE														TOT	RACE						
			18	19	20	21	22	23	24	25-29	30-34	35-39	40-44	45-49	50-54	55-59		60-64	65 OV	WHT	BLK	IND	ASN	PAC
ASSISTING OR PROMOTING PROSTITUTION	16b	M																						
		F																						
PURCHASING PROSTITUTION	16c	M																						
		F																						
SEX OFFENSES	17	M																						
		F																						
DRUG/SALE/MAN	180	M														1					1			
		F																						
NARCOTICS	180a	M																						
		F																						
MARIJUANA	180b	M																						
		F																						
SYNTHETIC NARC	180c	M																						
		F																						
OTHER/NON-NARC	180d	M														1					1			
		F																						
DRUG/POSSESSION	185	M																						
		F																						
NARCOTICS	185e	M																						
		F																						
MARIJUANA	185f	M																						
		F																						
SYNTHETIC NARC	185g	M																						
		F																						
OTHER/NON-NARC	185h	M																						
		F																						
GAMBLING	19	M																						
		F																						
BOOKMAKING	19a	M																						
		F																						
NUMBERS	19b	M																						
		F																						
OTHER GAMBLING	19c	M																						
		F																						
FAMILY/CHILD	20	M																						
		F																						

AGE, SEX AND RACE OF PERSONS ARRESTED  
18 Years of age and over

CLASSIFICATIONS OF OFFENSES	UCR	SEX	AGE													TOT	RACE									
			18	19	20	21	22	23	24	25-29	30-34	35-39	40-44	45-49	50-54		55-59	60-64	65 OV	WHT	BLK	IND	ASN	PAC		
DRIVING INFLUENCE	21	M			1						3					1					5	4		2		
		F								1																
LIQUOR LAWS	22	M																								
		F																								
DRUNKENNESS	23	M																								
		F																								
DISORDERLY CONDUCT	24	M																								
		F																								
VAGRANCY	25	M																								
		F																								
ALL OTHER	26	M									1	1	1								3	4				
		F										1														
SUSPICION	27	M																								
		F																								
HUMAN TRAFFICKING/COMMERCIAL SEX ACTS	30	M																								
		F																								
HUMAN TRAFFICKING/INVOLUNTARY SERVITUDE	31	M																								
		F																								
TOTAL BY SEX		M			1						6	2	4	1	1					1	16	17		3		
		F									2	1				1					4					
<b>GRAND TOTAL</b>					1						8	3	4	1	1	1			1	20	17		3			

MONTHLY RETURN OF ARSON OFFENSES KNOWN TO LAW ENFORCEMENT

1 PROPERTY CLASSIFICATION	2 Offenses Reported or Known to Police (Include Unfounded and attempts)	3 Unfounded, i.e. False or Baseless Complaints	4 Number of Actual Offenses (Column 2 Minus Column 3) (Include Attempts)	5 Total Offenses Cleared by Arrest or Exceptional Means (Include Column 6)	6 Number of Clearances Involving Only Persons Under 18 Years of Age	7 Offenses Where Structures Uninhabited, Abandoned, or not Normally in Use	8 Estimated Value of Property Damage
STRUCTURAL							
A. Single Occupancy Residential: Houses, Townhouses, Duplexes, etc.	1		1	1			\$10,000
B. Other Residential: Apartments, Tenements, Flats, Hotels, Motels, Inns, Dormitories, Boarding Houses, etc.							
C. Storage: Barns, Garages, Warehouses, etc.							
D. Industrial/Manufacturing:							
E. Other Commercial: Stores, Restaurants, Offices, etc.							
F. Community/Public: Churches, Jails, Schools, Colleges, Hospitals, etc.							
G. All Other Structure: Out Buildings, Monuments, Buildings Under Constructions, etc.							
<b>TOTAL STRUCTURAL</b>	<b>1</b>		<b>1</b>	<b>1</b>			<b>\$10,000</b>
MOBILE							
H. Motor Vehicles: Automobiles, Trucks, Buses, Motorcycles, etc. UCR Definition							
I. Other Mobile Property: Trailers, Recreational Vehicles, Airplanes, Boats, etc.							
<b>TOTAL MOBILE</b>							
OTHER							
J. TOTAL OTHER Crops, Timber, Fences, Signs, etc.							
<b>TOTAL OTHER</b>							
<b>GRAND TOTAL</b>	<b>1</b>		<b>1</b>	<b>1</b>			<b>\$10,000</b>

RETURN A - MONTHLY RETURN OF OFFENSES KNOWN TO POLICE

(1) Classification of Offense	(2) Offenses Reported	(3) Unfounded Offenses	(4) Actual Offenses	(5) Offenses Cleared	(6) Juveniles Only
CRIMINAL HOMICIDE					
MURDER/NONNEG MANSLAUGHTER					
MANSLAUGHTER BY NEGLIGENCE					
TOTAL					
RAPE					
RAPE	1		1		
ATTEMPTS TO COMMIT RAPE					
TOTAL	1		1		
ROBBERY					
FIREARM					
KNIFE/CUTTING INSTRUMENT					
OTHER DANGEROUS WEAPON					
STRONG-ARM (HANDS, FISTS)					
TOTAL					
ASSAULT					
FIREARM	1		1	1	
KNIFE OR CUTTING INSTRUMENT	1		1	2	
OTHER DANGEROUS WEAPON	9		9	6	
HANDS, FIST, FEET, AGGRAVATED	5		5	3	
OTHER ASSAULTS - SIMPLE	35		35	17	
TOTAL	51		51	29	
BURGLARY					
FORCIBLE ENTRY	5		5	2	
UNLAWFUL ENTRY - NO FORCE	6		6		
ATTEMPTED FORCIBLE ENTRY					
TOTAL	11		11	2	
LARCENY-THEFT					
THEFT (EX MOTOR VEHICLE)	83	4	79	17	
TOTAL	83	4	79	17	
MOTOR VEHICLE THEFT					
AUTOS	8	1	7	2	
TRUCKS AND BUSES	4		4	2	
OTHER VEHICLES					
TOTAL	12	1	11	4	
<b>GRAND TOTAL</b>	<b>158</b>	<b>5</b>	<b>153</b>	<b>52</b>	

PROPERTY STOLEN BY CLASSIFICATION

CLASSIFICATION OF OFFENSES	NUMBER ACTUAL OFFENSES	VALUE OF PROPERTY STOLEN
MURDER/NONNEG MANSLAUGHTER		
RAPE	1	
ROBBERY		
HIGHWAY (STREET, ALLEYS, ETC.)		
COMMERCIAL HOUSE		
GAS OR SERVICE STATION		
CONVENIENCE STORE		
RESIDENCE		
BANK		
MISCELLANEOUS		
TOTAL ROBBERY		
BURGLARY		
RESIDENCE (DWELLING)		
NIGHT (6PM-6AM)		
DAY (6AM-6PM)	1	\$ 2,030
UNKNOWN	4	\$ 2,029
NON-RESIDENCE (STORE ETC.)		
NIGHT (6PM-6AM)	2	
DAY (6AM-6PM)		
UNKNOWN	4	\$ 2,780
TOTAL BURGLARY	11	\$ 6,839
LARCENY-THEFT		
\$200 AND OVER	27	\$ 29,553
\$50 TO \$200	25	\$ 2,713
UNDER \$50	27	\$ 909
TOTAL	79	\$ 33,175
6X. NATURE OF LARCENIES UNDER ITEM 6		
POCKET-PICKING		
PURSE-SNATCHING		
SHOPLIFTING	33	\$ 2,232
FROM MOTOR VEHICLE	9	\$ 5,305
MOTOR VEHICLE PARTS & ACCESSORIES	1	\$ 400
BICYCLES	5	\$ 5,100
FROM BUILDING(EX C&H)	22	\$ 12,022
FROM COIN-OP MACHINES		
ALL OTHER	9	\$ 8,116
TOTAL LARCENY	79	\$ 33,175
MOTOR VEHICLE THEFT	11	\$ 28,000
STOLEN & RECOVERED LOCALLY	6	
STOLEN LOCALLY & RECOVERED OTHER	2	
TOTAL STOLEN OTHER & RECOVERED LOCAL	8	
STOLEN IN OTHER JURIS & RECOVERED LOCALLY	1	
TOTAL MOTOR VEHICLE THEFT	11	\$ 28,000
<b>GRAND TOTAL</b>	<b>102</b>	<b>\$ 68,014</b>

PROPERTY BY TYPE AND VALUE

Type of Property (1)	Monetary Value of Property Stolen in Your Jurisdiction	
	STOLEN (2)	RECOVERED (3)
CURRENCY, NOTES, ETC.	\$ 3,855	
JEWELRY & PRECIOUS METALS	\$ 1,030	\$ 30
CLOTHING AND FURS	\$ 1,224	
LOCALLY STOLEN MOTOR VEHICLE	\$ 28,000	\$ 19,000
OFFICE EQUIPMENT	\$ 400	
TV, RADIOS, CAMERAS, ETC.	\$ 430	
FIREARMS	\$ 2,450	\$ 500
HOUSEHOLD GOODS	\$ 2,830	
CONSUMABLE GOODS	\$ 3,157	\$ 31
LIVESTOCK		
MISCELLANEOUS	\$ 24,638	\$ 1,141
<b>GRAND TOTAL</b>	<b>\$ 68,014</b>	<b>\$ 20,702</b>

LAW ENFORCEMENT OFFICERS KILLED OR ASSAULTED

Type of activity	Total assaults by weapon	Type of Weapon				Type of Assignment						Officer assaults cleared	
		Firearm	Knife or other cutting instrument	Other dangerous weapon	Hands, fists, feet, etc.	Two-officer vehicle	One-officer vehicle		Detective or special assign.		Other		
							Alone	Asst	Alone	Ast	Alone		Asst
A	B	C	D	E	F	G	H	I	J	K	L	M	
1. Responding to disturbance calls (family quarrels, person with firearm, etc.)	4			1	3		4						4
2. Burglaries in progress or pursuing burglary suspects													
3. Robberies in progress or pursuing robbery suspects													
4. Attempting other arrests	1				1		1						
5. Civil disorder (riot, mass disobedience, etc.)													
6. Handling, transporting, custody of prisoners													
7. Investigating suspicious persons or circumstances													
8. Ambush – no warning													
9. Mentally deranged													
10. Traffic pursuits and stops													
11. All other													
<b>12. TOTAL (1-11)</b>	<b>5</b>			<b>1</b>	<b>4</b>		<b>5</b>						<b>4</b>
13. Number with person injury	4			1	3								
14. Number without personal injury	1				1								

15. Time of assaults	12 AM	2 AM	4 AM	6 AM	8 AM	10 AM	NOON	2 PM	4 PM	6 PM	8 PM	10 PM	UNK
							1		2	2			

AGE, SEX AND RACE OF PERSONS ARRESTED  
18 Years of age and over

CLASSIFICATIONS OF OFFENSES	UCR	SEX	AGE													TOT	RACE							
			18	19	20	21	22	23	24	25-29	30-34	35-39	40-44	45-49	50-54		55-59	60-64	65 OV	WHT	BLK	IND	ASN	PAC
MURDER/NONNEG MANSLAUGHTER	01A	M																						
		F																						
MANSLAUGHTER BY NEGLIGENCE	01B	M																						
		F																						
RAPE	02	M																						
		F																						
ROBBERY	03	M																						
		F																						
AGGRAVATED ASSAULT	04	M						1				1		2	2		1		7	11		1		
		F									3			1	1				5					
BURGLARY	05	M							2										2	3				
		F							1										1					
LARCENY	06	M	1						1	2		2	1					1	8	17		1		
		F				1	1			1	2	2	2	1					10					
MOTOR VEHICLE THEFT	07	M							1	1		1							3	2		2		
		F								1									1					
OTHER ASSAULTS	08	M							3	2	1	2	1	1		3	2	15	13	1	3	1		
		F								1					2			3						
ARSON	09	M																						
		F																						
FORGERY	10	M																						
		F																						
FRAUD	11	M																		1				
		F										1							1					
EMBEZZLEMENT	12	M																						
		F																						
STOLEN PROPERTY	13	M																						
		F																						
VANDALISM	14	M									2				2			4	4					
		F																						
WEAPONS	15	M				1							1					2	2					
		F																						
PROSTITUTION AND COMMERCIALIZED VICE	16	M																						
		F																						
PROSTITUTION	16a	M																						
		F																						



AGE, SEX AND RACE OF PERSONS ARRESTED  
18 Years of age and over

CLASSIFICATIONS OF OFFENSES	UCR	SEX	AGE													TOT	RACE										
			18	19	20	21	22	23	24	25-29	30-34	35-39	40-44	45-49	50-54		55-59	60-64	65 OV	WHT	BLK	IND	ASN	PAC			
ASSISTING OR PROMOTING PROSTITUTION	16b	M																									
		F																									
PURCHASING PROSTITUTION	16c	M																									
		F																									
SEX OFFENSES	17	M									1								1								
		F																									
DRUG/SALE/MAN	180	M																									
		F																									
NARCOTICS	180a	M																									
		F																									
MARIJUANA	180b	M																									
		F																									
SYNTHETIC NARC	180c	M																									
		F																									
OTHER/NON-NARC	180d	M																									
		F																									
DRUG/POSSESSION	185	M										1	1														
		F	1											1													
NARCOTICS	185e	M										1															
		F												1													
MARIJUANA	185f	M																									
		F	1																								
SYNTHETIC NARC	185g	M											1														
		F																									
OTHER/NON-NARC	185h	M																									
		F																									
GAMBLING	19	M																									
		F																									
BOOKMAKING	19a	M																									
		F																									
NUMBERS	19b	M																									
		F																									
OTHER GAMBLING	19c	M																									
		F																									
FAMILY/CHILD	20	M																									
		F																									

AGE, SEX AND RACE OF PERSONS ARRESTED  
18 Years of age and over

CLASSIFICATIONS OF OFFENSES	UCR	SEX	AGE														TOT	RACE						
			18	19	20	21	22	23	24	25-29	30-34	35-39	40-44	45-49	50-54	55-59		60-64	65 OV	WHT	BLK	IND	ASN	PAC
DRIVING INFLUENCE	21	M				1		3	3	7	3	7	7	5	2	1	1	1	41	54		2		
		F				1	1			1	4	1	3	1	1	2			15					
LIQUOR LAWS	22	M																		1				
		F												1						1				
DRUNKENNESS	23	M																						
		F																						
DISORDERLY CONDUCT	24	M									1	1							2	3	1			
		F									1		1						2					
VAGRANCY	25	M																						
		F																						
ALL OTHER	26	M					1			1	2	6	4	3	3	1	1	2	24	31		6		
		F			1	1				1	5	1	2	1	1				13					
SUSPICION	27	M																						
		F																						
HUMAN TRAFFICKING/COMMERCIAL SEX ACTS	30	M																						
		F																						
HUMAN TRAFFICKING/INVOLUNTARY SERVITUDE	31	M																						
		F																						
TOTAL BY SEX		M	1			2	1	4	3	16	11	19	17	13	8	4	7	6	112	147	2	16	1	
		F	1		1	3	2			4	17	5	9	5	3	4			54					
GRAND TOTAL			2		1	5	3	4	3	20	28	24	26	18	11	8	7	6	166	147	2	16	1	

AGE, SEX AND RACE OF PERSONS ARRESTED  
under 18 Years of age

CLASSIFICATIONS OF OFFENSES	UCR	SEX	AGE						TOT	RACE				
			Under 10	10-12	13-14	15	16	17		WHT	BLK	IND	ASN	PAC
MURDER/NONNEG MANSLAUGHTER	01A	M												
		F												
MANSLAUGHTER BY NEGLIGENCE	01B	M												
		F												
RAPE	02	M												
		F												
ROBBERY	03	M												
		F												
AGGRAVATED ASSAULT	04	M												
		F												
BURGLARY	05	M												
		F												
LARCENY	06	M												
		F												
MOTOR VEHICLE THEFT	07	M												
		F												
OTHER ASSAULTS	08	M												
		F												
ARSON	09	M												
		F												
FORGERY	10	M												
		F												
FRAUD	11	M												
		F												
EMBEZZLEMENT	12	M												
		F												
STOLEN PROPERTY	13	M												
		F												
VANDALISM	14	M												
		F												
WEAPONS	15	M												
		F												
PROSTITUTION	16	M												
		F												
PROSTITUTION	16a	M												
		F												

AGE, SEX AND RACE OF PERSONS ARRESTED  
under 18 Years of age

CLASSIFICATIONS OF OFFENSES	UCR	SEX	AGE						TOT	RACE				
			Under 10	10-12	13-14	15	16	17		WHT	BLK	IND	ASN	PAC
ASSISTING OR PROMOTING PROSTITUTION	16b	M												
		F												
PURCHASING PROSTITUTION	16c	M												
		F												
SEX OFFENSES	17	M												
		F												
<b>DRUG/SALE/MAN</b>	180	M												
		F												
NARCOTICS	180a	M												
		F												
MARIJUANA	180b	M												
		F												
SYNTHETIC NARC	180c	M												
		F												
OTHER/NON-NARC	180d	M												
		F												
<b>DRUG/POSSESSION</b>	185	M												
		F												
NARCOTICS	185e	M												
		F												
MARIJUANA	185f	M												
		F												
SYNTHETIC NARC	185g	M												
		F												
OTHER/NON-NARC	185h	M												
		F												
<b>GAMBLING</b>	19	M												
		F												
BOOKMAKING	19a	M												
		F												
NUMBERS	19b	M												
		F												
OTHER GAMBLING	19c	M												
		F												
FAMILY/CHILD	20	M												
		F												

AGE, SEX AND RACE OF PERSONS ARRESTED  
under 18 Years of age

CLASSIFICATIONS OF OFFENSES	UCR	SEX	AGE							TOT	RACE				
			Under 10	10-12	13-14	15	16	17	WHT		BLK	IND	ASN	PAC	
			DRIVING INFLUENCE	21	M						1	1	2	2	
		F													
LIQUOR LAWS	22	M													
		F													
DRUNKENNESS	23	M													
		F													
DISORDERLY CONDUCT	24	M													
		F													
VAGRANCY	25	M													
		F													
ALL OTHER	26	M													
		F													
SUSPICION	27	M													
		F													
CURFEW	28	M													
		F													
RUN-AWAYS	29	M													
		F													
HUMAN TRAFFICKING/COMMERCIAL SEX ACTS	30	M													
		F													
HUMAN TRAFFICKING/INVOLUNTARY SERVITUDE	31	M													
		F													
TOTAL BY SEX		M					1	1	2	2					
		F													
GRAND TOTAL							1	1	2	2					

RETURN A - MONTHLY RETURN OF OFFENSES KNOWN TO POLICE

(1) Classification of Offense	(2) Offenses Reported	(3) Unfounded Offenses	(4) Actual Offenses	(5) Offenses Cleared	(6) Juveniles Only
CRIMINAL HOMICIDE					
MURDER/NONNEG MANSLAUGHTER	1		1	2	
MANSLAUGHTER BY NEGLIGENCE					
TOTAL	1		1	2	
RAPE					
RAPE	82	6	76	59	
ATTEMPTS TO COMMIT RAPE					
TOTAL	82	6	76	59	
ROBBERY					
FIREARM	3		3		
KNIFE/CUTTING INSTRUMENT	3		3	2	
OTHER DANGEROUS WEAPON	7		7	3	
STRONG-ARM (HANDS, FISTS)	30	3	27	21	
TOTAL	43	3	40	26	
ASSAULT					
FIREARM	22	4	18	18	
KNIFE OR CUTTING INSTRUMENT	36	1	35	30	
OTHER DANGEROUS WEAPON	103	4	99	81	6
HANDS, FIST, FEET, AGGRAVATED	31	4	27	19	
OTHER ASSAULTS - SIMPLE	691	34	657	475	19
TOTAL	883	47	836	623	25
BURGLARY					
FORCIBLE ENTRY	65	1	64	27	2
UNLAWFUL ENTRY - NO FORCE	91	4	87	44	1
ATTEMPTED FORCIBLE ENTRY	1		1		
TOTAL	157	5	152	71	3
LARCENY-THEFT					
THEFT (EX MOTOR VEHICLE)	765	17	748	186	4
TOTAL	765	17	748	186	4
MOTOR VEHICLE THEFT					
AUTOS	37	9	28	10	
TRUCKS AND BUSES	15	2	13	3	1
OTHER VEHICLES	5		5		
TOTAL	57	11	46	13	1
<b>GRAND TOTAL</b>	<b>1988</b>	<b>89</b>	<b>1899</b>	<b>980</b>	<b>33</b>

PROPERTY STOLEN BY CLASSIFICATION

CLASSIFICATION OF OFFENSES	NUMBER ACTUAL OFFENSES	VALUE OF PROPERTY STOLEN
MURDER/NONNEG MANSLAUGHTER	1	
RAPE	76	
ROBBERY		
HIGHWAY (STREET, ALLEYS, ETC.)	15	\$ 1,421
COMMERCIAL HOUSE	9	\$ 1,929
GAS OR SERVICE STATION	1	\$ 300
CONVENIENCE STORE	5	\$ 1,003
RESIDENCE	4	\$ 715
BANK		
MISCELLANEOUS	6	\$ 1,651
TOTAL ROBBERY	40	\$ 7,019
BURGLARY		
RESIDENCE (DWELLING)		
NIGHT (6PM-6AM)	23	\$ 14,959
DAY (6AM-6PM)	14	\$ 10,633
UNKNOWN	20	\$ 43,824
NON-RESIDENCE (STORE ETC.)		
NIGHT (6PM-6AM)	47	\$ 75,323
DAY (6AM-6PM)	37	\$ 8,004
UNKNOWN	11	\$ 25,071
TOTAL BURGLARY	152	\$ 177,814
LARCENY-THEFT		
\$200 AND OVER	351	\$ 406,293
\$50 TO \$200	187	\$ 19,006
UNDER \$50	210	\$ 3,139
TOTAL	748	\$ 428,438
6X. NATURE OF LARCENIES UNDER ITEM 6		
POCKET-PICKING	4	\$ 1,022
PURSE-SNATCHING		
SHOPLIFTING	186	\$ 37,685
FROM MOTOR VEHICLE	158	\$ 71,235
MOTOR VEHICLE PARTS & ACCESSORIES	53	\$ 6,747
BICYCLES	37	\$ 26,430
FROM BUILDING(EX C&H)	124	\$ 101,350
FROM COIN-OP MACHINES		
ALL OTHER	186	\$ 183,969
TOTAL LARCENY	748	\$ 428,438
MOTOR VEHICLE THEFT	46	\$ 271,072
STOLEN & RECOVERED LOCALLY	43	
STOLEN LOCALLY & RECOVERED OTHER		
TOTAL STOLEN OTHER & RECOVERED LOCAL	43	
STOLEN IN OTHER JURIS & RECOVERED LOCALLY		
TOTAL MOTOR VEHICLE THEFT	46	\$ 271,072
<b>GRAND TOTAL</b>	<b>1063</b>	<b>\$ 884,343</b>

## PROPERTY BY TYPE AND VALUE

Type of Property (1)	Monetary Value of Property Stolen in Your Jurisdiction	
	STOLEN (2)	RECOVERED (3)
CURRENCY, NOTES, ETC.	\$ 63,096	\$ 4,355
JEWELRY & PRECIOUS METALS	\$ 51,370	\$ 1,176
CLOTHING AND FURS	\$ 45,968	\$ 14,600
LOCALLY STOLEN MOTOR VEHICLE	\$ 270,075	\$ 248,100
OFFICE EQUIPMENT	\$ 6,956	\$ 1,250
TV, RADIOS, CAMERAS, ETC.	\$ 11,386	\$ 1,224
FIREARMS	\$ 38,418	\$ 11,130
HOUSEHOLD GOODS	\$ 23,411	\$ 6,973
CONSUMABLE GOODS	\$ 32,901	\$ 8,481
LIVESTOCK		
MISCELLANEOUS	\$ 340,762	\$ 109,252
<b>GRAND TOTAL</b>	<b>\$ 884,343</b>	<b>\$ 406,541</b>



LAW ENFORCEMENT OFFICERS KILLED OR ASSAULTED

Type of activity	Total assaults by weapon	Type of Weapon				Type of Assignment							Officer assaults cleared
		Firearm	Knife or other cutting instrument	Other dangerous weapon	Hands, fists, feet, etc.	Two-officer vehicle	One-officer vehicle		Detective or special assign.		Other		
							Alone	Asst	Alone	Ast	Alone	Asst	
A	B	C	D	E	F	G	H	I	J	K	L	M	
1. Responding to disturbance calls (family quarrels, person with firearm, etc.)	85			4	81	2	5	78					84
2. Burglaries in progress or pursuing burglary suspects	1				1			1					1
3. Robberies in progress or pursuing robbery suspects													
4. Attempting other arrests	10			1	9			10					10
5. Civil disorder (riot, mass disobedience, etc.)	1				1			1					
6. Handling, transporting, custody of prisoners	2				2			2					2
7. Investigating suspicious persons or circumstances	1				1			1					
8. Ambush – no warning													
9. Mentally deranged													
10. Traffic pursuits and stops	1				1			1					1
11. All other	1				1			1					1
<b>12. TOTAL (1-11)</b>	<b>102</b>			<b>5</b>	<b>97</b>	<b>2</b>	<b>5</b>	<b>95</b>					<b>99</b>
13. Number with person injury	20				20								
14. Number without personal injury	82			5	77								

15. Time of assaults	12 AM	2 AM	4 AM	6 AM	8 AM	10 AM	NOON	2 PM	4 PM	6 PM	8 PM	10 PM	UNK
	9	11		1	6	8	3	16	8	9	20	11	

AGE, SEX AND RACE OF PERSONS ARRESTED  
18 Years of age and over

CLASSIFICATIONS OF OFFENSES	UCR	SEX	AGE													TOT	RACE								
			18	19	20	21	22	23	24	25-29	30-34	35-39	40-44	45-49	50-54		55-59	60-64	65 OV	WHT	BLK	IND	ASN	PAC	
MURDER/NONNEG MANSLAUGHTER	01A	M																		1	1				
		F																							
MANSLAUGHTER BY NEGLIGENCE	01B	M																							
		F																							
RAPE	02	M												1								1			
		F																							
ROBBERY	03	M		1	2		1	2	1	1	1	3	1	1	2							16	11		
		F						1				2	1	1								5			
AGGRAVATED ASSAULT	04	M	1				2	1	1	5	16	6	10	8	6	7	3	1				67	40		
		F	1							4	9	2	1	4	2	3	2					28	6		
BURGLARY	05	M					1	2		2	10	12		1	3	1						32	25		
		F					1			4		4		2	1							12	2		
LARCENY	06	M	1		2	1		3		10	10	12	11	4	6	7	1					68	53		
		F					2		1	6	9	10	7	2	1	1	1					40	3		
MOTOR VEHICLE THEFT	07	M								1	1			1								3	3		
		F									1											1	1		
OTHER ASSAULTS	08	M	2	2	1	2	4	8	5	25	37	37	20	14	16	17	2	4				196	121		
		F				1	3			8	14	11	8	15	1	1							62	8	
ARSON	09	M																					1		
		F										1										1			
FORGERY	10	M																							
		F																							
FRAUD	11	M										3			1	1						5	4		
		F								2	1	1	1		1		1					7	3		
EMBEZZLEMENT	12	M																					1		
		F													1	1						2			
STOLEN PROPERTY	13	M																							
		F																							
VANDALISM	14	M	1		2	4		2		3	11	4	4	3	1	3	2					40	32		
		F	1							4	6	7	1				1					20	3		
WEAPONS	15	M			2			1		1	3	2	4		1		1					15	12		
		F								1												1	1		
PROSTITUTION AND COMMERCIALIZED VICE	16	M																							
		F																							
PROSTITUTION	16a	M																							
		F																							

AGE, SEX AND RACE OF PERSONS ARRESTED  
18 Years of age and over

CLASSIFICATIONS OF OFFENSES	UCR	SEX	AGE													TOT	RACE							
			18	19	20	21	22	23	24	25-29	30-34	35-39	40-44	45-49	50-54		55-59	60-64	65 OV	WHT	BLK	IND	ASN	PAC
ASSISTING OR PROMOTING PROSTITUTION	16b	M																						
		F																						
PURCHASING PROSTITUTION	16c	M																						
		F																						
SEX OFFENSES	17	M									1		1			2		1	5	3		3		
		F											1						1					
DRUG/SALE/MAN	180	M								1	3						1	5	4	1	2			
		F								1	1							2						
NARCOTICS	180a	M									1							1	1					
		F																						
MARIJUANA	180b	M																						
		F																						
SYNTHETIC NARC	180c	M																						
		F																						
OTHER/NON-NARC	180d	M								1	2						1	4	3	1	2			
		F								1	1							2						
DRUG/POSSESSION	185	M								4	3	4	3	1		3		18	10	1	14			
		F								2	1		2	1	1			7						
NARCOTICS	185e	M									1	1						2	1		2			
		F													1			1						
MARIJUANA	185f	M								4	1		1	1		3		10	5		10			
		F								2	1		1	1				5						
SYNTHETIC NARC	185g	M										1						1	1					
		F																						
OTHER/NON-NARC	185h	M									1	2	2					5	3	1	2			
		F											1					1						
GAMBLING	19	M																						
		F																						
BOOKMAKING	19a	M																						
		F																						
NUMBERS	19b	M																						
		F																						
OTHER GAMBLING	19c	M																						
		F																						
FAMILY/CHILD	20	M																						
		F																						

AGE, SEX AND RACE OF PERSONS ARRESTED  
18 Years of age and over

CLASSIFICATIONS OF OFFENSES	UCR	SEX	AGE															TOT	RACE					
			18	19	20	21	22	23	24	25-29	30-34	35-39	40-44	45-49	50-54	55-59	60-64		65 OV	WHT	BLK	IND	ASN	PAC
DRIVING INFLUENCE	21	M	6	4	3	1	4	5		14	12	13	3	9	10	3	2	7	96	87	4	28	8	7
		F	2		2	1	2	1	1	4	5	10	5	1	1	1	1	1	38					
LIQUOR LAWS	22	M	3	1				1		6	17	12	17	8	21	27	2	11	126	39		114	1	
		F					4			3	5	1	2	3		6	3	1	28					
DRUNKENNESS	23	M																						
		F																						
DISORDERLY CONDUCT	24	M		1				1	1	2	7	3	6	2	1	4	1		29	16		23		1
		F						1		3	3	2		1		1			11					
VAGRANCY	25	M																						
		F																						
ALL OTHER	26	M	1	2	4	7	1	6	2	98	109	90	69	35	63	51	8	13	559	446	24	351	3	17
		F		1	2	1	6	7	1	47	72	48	25	23	27	17	4	1	282					
SUSPICION	27	M																						
		F																						
HUMAN TRAFFICKING/COMMERCIAL SEX ACTS	30	M																						
		F																						
HUMAN TRAFFICKING/INVOLUNTARY SERVITUDE	31	M																						
		F																						
TOTAL BY SEX		M	15	11	16	15	13	32	10	173	242	201	149	88	131	126	23	37	1282	909	56	803	22	40
		F	4	1	4	3	18	10	3	89	129	98	54	52	36	31	13	3	548					
<b>GRAND TOTAL</b>			<b>19</b>	<b>12</b>	<b>20</b>	<b>18</b>	<b>31</b>	<b>42</b>	<b>13</b>	<b>262</b>	<b>371</b>	<b>299</b>	<b>203</b>	<b>140</b>	<b>167</b>	<b>157</b>	<b>36</b>	<b>40</b>	<b>1830</b>	<b>909</b>	<b>56</b>	<b>803</b>	<b>22</b>	<b>40</b>

AGE, SEX AND RACE OF PERSONS ARRESTED  
under 18 Years of age

CLASSIFICATIONS OF OFFENSES	UCR	SEX	AGE						TOT	RACE									
			Under 10	10-12	13-14	15	16	17		WHT	BLK	IND	ASN	PAC					
			MURDER/NONNEG MANSLAUGHTER	01A	M														
		F																	
MANSLAUGHTER BY NEGLIGENCE	01B	M																	
		F																	
RAPE	02	M																	
		F																	
ROBBERY	03	M						1	1				1						
		F																	
AGGRAVATED ASSAULT	04	M			2	3		1	6	7	2	1							
		F	1				2	1	4										
BURGLARY	05	M		1		3	1		5	3	1	1							
		F																	
LARCENY	06	M			1				1	2		3							
		F			2	2			4										
MOTOR VEHICLE THEFT	07	M				1			1	1									
		F																	
OTHER ASSAULTS	08	M		1	1	2	5	5	14	11	3	6							
		F		2	1			3	6										
ARSON	09	M																	
		F																	
FORGERY	10	M																	
		F																	
FRAUD	11	M																	
		F																	
EMBEZZLEMENT	12	M																	
		F																	
STOLEN PROPERTY	13	M																	
		F																	
VANDALISM	14	M			2			1	3	3									
		F																	
WEAPONS	15	M				1			1	1									
		F																	
PROSTITUTION	16	M																	
		F																	
PROSTITUTION	16a	M																	
		F																	

AGE, SEX AND RACE OF PERSONS ARRESTED  
under 18 Years of age

CLASSIFICATIONS OF OFFENSES	UCR	SEX	AGE						TOT	RACE				
			Under 10	10-12	13-14	15	16	17		WHT	BLK	IND	ASN	PAC
ASSISTING OR PROMOTING PROSTITUTION	16b	M												
		F												
PURCHASING PROSTITUTION	16c	M												
		F												
SEX OFFENSES	17	M												
		F												
<b>DRUG/SALE/MAN</b>	180	M												
		F												
NARCOTICS	180a	M												
		F												
MARIJUANA	180b	M												
		F												
SYNTHETIC NARC	180c	M												
		F												
OTHER/NON-NARC	180d	M												
		F												
<b>DRUG/POSSESSION</b>	185	M		1			1	2	4	3		1		
		F												
NARCOTICS	185e	M												
		F												
MARIJUANA	185f	M		1			1	2	4	3		1		
		F												
SYNTHETIC NARC	185g	M												
		F												
OTHER/NON-NARC	185h	M												
		F												
<b>GAMBLING</b>	19	M												
		F												
BOOKMAKING	19a	M												
		F												
NUMBERS	19b	M												
		F												
OTHER GAMBLING	19c	M												
		F												
FAMILY/CHILD	20	M												
		F												

AGE, SEX AND RACE OF PERSONS ARRESTED  
under 18 Years of age

CLASSIFICATIONS OF OFFENSES	UCR	SEX	AGE							TOT	RACE				
			Under 10	10-12	13-14	15	16	17	WHT		BLK	IND	ASN	PAC	
			DRIVING INFLUENCE	21	M							1	1	1	
		F													
LIQUOR LAWS	22	M		1				4	5	7	1	5			
		F				1	3	4	8						
DRUNKENNESS	23	M													
		F													
DISORDERLY CONDUCT	24	M													
		F													
VAGRANCY	25	M													
		F													
ALL OTHER	26	M			1		3	1	5	5		3			
		F		2	1				3						
SUSPICION	27	M													
		F													
CURFEW	28	M													
		F													
RUN-AWAYS	29	M													
		F													
HUMAN TRAFFICKING/COMMERCIAL SEX ACTS	30	M													
		F													
HUMAN TRAFFICKING/INVOLUNTARY SERVITUDE	31	M													
		F													
TOTAL BY SEX		M		4	7	10	10	16	47	44	7	21			
		F	1	4	4	3	5	8	25						
<b>GRAND TOTAL</b>			1	8	11	13	15	24	72	44	7	21			

MONTHLY RETURN OF ARSON OFFENSES KNOWN TO LAW ENFORCEMENT

1 PROPERTY CLASSIFICATION	2 Offenses Reported or Known to Police (Include Unfounded and attempts)	3 Unfounded, i.e. False or Baseless Complaints	4 Number of Actual Offenses (Column 2 Minus Column 3) (Include Attempts)	5 Total Offenses Cleared by Arrest or Exceptional Means (Include Column 6)	6 Number of Clearances Involving Only Persons Under 18 Years of Age	7 Offenses Where Structures Uninhabited, Abandoned, or not Normally in Use	8 Estimated Value of Property Damage
STRUCTURAL							
A. Single Occupancy Residential: Houses, Townhouses, Duplexes, etc.							
B. Other Residential: Apartments, Tenements, Flats, Hotels, Motels, Inns, Dormitories, Boarding Houses, etc.	1		1	1			\$2,032
C. Storage: Barns, Garages, Warehouses, etc.							
D. Industrial/Manufacturing:							
E. Other Commercial: Stores, Restaurants, Offices, etc.	1		1			1	\$15,000
F. Community/Public: Churches, Jails, Schools, Colleges, Hospitals, etc.	2		2	1			\$51
G. All Other Structure: Out Buildings, Monuments, Buildings Under Constructions, etc.							
<b>TOTAL STRUCTURAL</b>	<b>4</b>		<b>4</b>	<b>2</b>		<b>1</b>	<b>\$17,083</b>
MOBILE							
H. Motor Vehicles: Automobiles, Trucks, Buses, Motorcycles, etc. UCR Definition	2		2				\$21,125
I. Other Mobile Property: Trailers, Recreational Vehicles, Airplanes, Boats, etc.							
<b>TOTAL MOBILE</b>	<b>2</b>		<b>2</b>				<b>\$21,125</b>
OTHER							
J. TOTAL OTHER Crops, Timber, Fences, Signs, etc.	1		1				\$7,450
<b>TOTAL OTHER</b>	<b>1</b>		<b>1</b>				<b>\$7,450</b>
<b>GRAND TOTAL</b>	<b>7</b>		<b>7</b>	<b>2</b>		<b>1</b>	<b>\$45,658</b>



RETURN A - MONTHLY RETURN OF OFFENSES KNOWN TO POLICE

(1) Classification of Offense	(2) Offenses Reported	(3) Unfounded Offenses	(4) Actual Offenses	(5) Offenses Cleared	(6) Juveniles Only
CRIMINAL HOMICIDE					
MURDER/NONNEG MANSLAUGHTER	1		1	1	
MANSLAUGHTER BY NEGLIGENCE					
TOTAL	1		1	1	
RAPE					
RAPE	13	3	10	4	2
ATTEMPTS TO COMMIT RAPE					
TOTAL	13	3	10	4	2
ROBBERY					
FIREARM					
KNIFE/CUTTING INSTRUMENT					
OTHER DANGEROUS WEAPON	1		1	1	
STRONG-ARM (HANDS, FISTS)					
TOTAL	1		1	1	
ASSAULT					
FIREARM	3	1	2	2	
KNIFE OR CUTTING INSTRUMENT	5		5	4	1
OTHER DANGEROUS WEAPON	7	1	6	6	1
HANDS, FIST, FEET, AGGRAVATED	10		10	10	1
OTHER ASSAULTS - SIMPLE	86	12	74	72	3
TOTAL	111	14	97	94	6
BURGLARY					
FORCIBLE ENTRY	12		12	6	1
UNLAWFUL ENTRY - NO FORCE	2	1	1		
ATTEMPTED FORCIBLE ENTRY	4	3	1	1	
TOTAL	18	4	14	7	1
LARCENY-THEFT					
THEFT (EX MOTOR VEHICLE)	139	11	128	52	2
TOTAL	139	11	128	52	2
MOTOR VEHICLE THEFT					
AUTOS	7	2	5	2	
TRUCKS AND BUSES					
OTHER VEHICLES	1		1	3	
TOTAL	8	2	6	5	
<b>GRAND TOTAL</b>	<b>291</b>	<b>34</b>	<b>257</b>	<b>164</b>	<b>11</b>

PROPERTY STOLEN BY CLASSIFICATION

CLASSIFICATION OF OFFENSES	NUMBER ACTUAL OFFENSES	VALUE OF PROPERTY STOLEN
MURDER/NONNEG MANSLAUGHTER	1	
RAPE	10	
ROBBERY		
HIGHWAY (STREET, ALLEYS, ETC.)	1	
COMMERCIAL HOUSE		
GAS OR SERVICE STATION		
CONVENIENCE STORE		
RESIDENCE		
BANK		
MISCELLANEOUS		
TOTAL ROBBERY	1	
BURGLARY		
RESIDENCE (DWELLING)		
NIGHT (6PM-6AM)	3	\$ 250
DAY (6AM-6PM)	5	\$ 2,000
UNKNOWN		
NON-RESIDENCE (STORE ETC.)		
NIGHT (6PM-6AM)	1	\$ 300
DAY (6AM-6PM)	5	\$ 900
UNKNOWN		
TOTAL BURGLARY	14	\$ 3,450
LARCENY-THEFT		
\$200 AND OVER	27	\$ 28,427
\$50 TO \$200	30	\$ 2,739
UNDER \$50	71	\$ 634
TOTAL	128	\$ 31,800
6X. NATURE OF LARCENIES UNDER ITEM 6		
POCKET-PICKING	2	\$ 26
PURSE-SNATCHING	5	\$ 1,716
SHOPLIFTING	57	\$ 6,274
FROM MOTOR VEHICLE	11	\$ 2,568
MOTOR VEHICLE PARTS & ACCESSORIES	2	\$ 500
BICYCLES	4	\$ 1,100
FROM BUILDING(EX C&H)	46	\$ 19,546
FROM COIN-OP MACHINES	1	\$ 70
ALL OTHER		
TOTAL LARCENY	128	\$ 31,800
MOTOR VEHICLE THEFT	6	\$ 14,465
STOLEN & RECOVERED LOCALLY	2	
STOLEN LOCALLY & RECOVERED OTHER	2	
TOTAL STOLEN OTHER & RECOVERED LOCAL	4	
STOLEN IN OTHER JURIS & RECOVERED LOCALLY	1	
TOTAL MOTOR VEHICLE THEFT	6	\$ 14,465
<b>GRAND TOTAL</b>	<b>160</b>	<b>\$ 49,715</b>

PROPERTY BY TYPE AND VALUE

Type of Property (1)	Monetary Value of Property Stolen in Your Jurisdiction	
	STOLEN (2)	RECOVERED (3)
CURRENCY, NOTES, ETC.	\$ 1,462	
JEWELRY & PRECIOUS METALS	\$ 432	
CLOTHING AND FURS	\$ 811	\$ 111
LOCALLY STOLEN MOTOR VEHICLE	\$ 13,665	\$ 14,000
OFFICE EQUIPMENT	\$ 600	\$ 200
TV, RADIOS, CAMERAS, ETC.		
FIREARMS	\$ 1,200	\$ 1,000
HOUSEHOLD GOODS	\$ 437	\$ 361
CONSUMABLE GOODS	\$ 3,482	\$ 101
LIVESTOCK		
MISCELLANEOUS	\$ 27,626	\$ 2,021
<b>GRAND TOTAL</b>	<b>\$ 49,715</b>	<b>\$ 17,794</b>

LAW ENFORCEMENT OFFICERS KILLED OR ASSAULTED

Type of activity	Total assaults by weapon	Type of Weapon				Type of Assignment						Officer assaults cleared	
		Firearm	Knife or other cutting instrument	Other dangerous weapon	Hands, fists, feet, etc.	Two-officer vehicle	One-officer vehicle		Detective or special assign.		Other		
							Alone	Asst	Alone	Ast	Alone		Asst
A	B	C	D	E	F	G	H	I	J	K	L	M	
1. Responding to disturbance calls (family quarrels, person with firearm, etc.)													
2. Burglaries in progress or pursuing burglary suspects													
3. Robberies in progress or pursuing robbery suspects													
4. Attempting other arrests	2		1		1		2						1
5. Civil disorder (riot, mass disobedience, etc.)													
6. Handling, transporting, custody of prisoners													
7. Investigating suspicious persons or circumstances	1	1					1						1
8. Ambush – no warning													
9. Mentally deranged													
10. Traffic pursuits and stops													
11. All other	1				1		1						1
<b>12. TOTAL (1-11)</b>	<b>4</b>	<b>1</b>	<b>1</b>		<b>2</b>		<b>2</b>	<b>2</b>					<b>3</b>
13. Number with person injury	1				1								
14. Number without personal injury	3	1	1		1								

15. Time of assaults	12 AM	2 AM	4 AM	6 AM	8 AM	10 AM	NOON	2 PM	4 PM	6 PM	8 PM	10 PM	UNK
	2	1		1									

AGE, SEX AND RACE OF PERSONS ARRESTED  
18 Years of age and over

CLASSIFICATIONS OF OFFENSES	UCR	SEX	AGE													TOT	RACE							
			18	19	20	21	22	23	24	25-29	30-34	35-39	40-44	45-49	50-54		55-59	60-64	65 OV	WHT	BLK	IND	ASN	PAC
MURDER/NONNEG MANSLAUGHTER	01A	M					1												1	1				
		F																						
MANSLAUGHTER BY NEGLIGENCE	01B	M																						
		F																						
RAPE	02	M										1							1	1				
		F																						
ROBBERY	03	M				1													1			1		
		F																						
AGGRAVATED ASSAULT	04	M								4	3	2	1	2					12	7			6	
		F													1				1					
BURGLARY	05	M				1				1	1		2						5	3	1		3	
		F									2								2					
LARCENY	06	M	1	3	3		1	1	3	3	3	9	1	2				1	31	50			6	1
		F				4			1	5	4	3	5	2	2				26					
MOTOR VEHICLE THEFT	07	M			1					2	1								4	2			5	
		F										3							3					
OTHER ASSAULTS	08	M	1	2					2	6	3	4	2	2	1	2			25	26	3		11	
		F			2			2	2	2	5		1		1				15					
ARSON	09	M																						
		F																						
FORGERY	10	M																						
		F																						
FRAUD	11	M								1					1				2	3	1			
		F						1			1								2					
EMBEZZLEMENT	12	M																						
		F																						
STOLEN PROPERTY	13	M																						
		F																						
VANDALISM	14	M	1					1	1	1		3	1	1		1			10	8			4	
		F											1					1	2					
WEAPONS	15	M				1				2	3	3	1	1					11	10			2	
		F		1															1					
PROSTITUTION AND COMMERCIALIZED VICE	16	M																						
		F																						
PROSTITUTION	16a	M																						
		F																						

AGE, SEX AND RACE OF PERSONS ARRESTED  
18 Years of age and over

CLASSIFICATIONS OF OFFENSES	UCR	SEX	AGE														TOT	RACE								
			18	19	20	21	22	23	24	25-29	30-34	35-39	40-44	45-49	50-54	55-59		60-64	65 OV	WHT	BLK	IND	ASN	PAC		
ASSISTING OR PROMOTING PROSTITUTION	16b	M																								
		F																								
PURCHASING PROSTITUTION	16c	M																								
		F																								
SEX OFFENSES	17	M																								
		F																								
DRUG/SALE/MAN	180	M						1		2					1						4	3		2		
		F									1											1				
NARCOTICS	180a	M																								
		F																								
MARIJUANA	180b	M																								
		F																								
SYNTHETIC NARC	180c	M								2												2	2			
		F																								
OTHER/NON-NARC	180d	M						1							1							2	1		2	
		F													1								1			
DRUG/POSSESSION	185	M	3	3	1			2		15	4	4	3	5			3	1				44	65	1	6	
		F	1	1			1			5	8	4	2	4	1	1						28				
NARCOTICS	185e	M																								
		F																								
MARIJUANA	185f	M	3	3																		6	6			
		F																								
SYNTHETIC NARC	185g	M						1		5	2	3	2				2	1				16	27		2	
		F		1				1		1	4	3	1	1	1								13			
OTHER/NON-NARC	185h	M			1			1		10	2	1	1	5			1					22	32	1	4	
		F	1							4	4	1	1	3			1					15				
GAMBLING	19	M																								
		F																								
BOOKMAKING	19a	M																								
		F																								
NUMBERS	19b	M																								
		F																								
OTHER GAMBLING	19c	M																								
		F																								
FAMILY/CHILD	20	M									1											1	2			
		F									1											1				

AGE, SEX AND RACE OF PERSONS ARRESTED  
18 Years of age and over

CLASSIFICATIONS OF OFFENSES	UCR	SEX	AGE															TOT	RACE						
			18	19	20	21	22	23	24	25-29	30-34	35-39	40-44	45-49	50-54	55-59	60-64		65 OV	WHT	BLK	IND	ASN	PAC	
DRIVING INFLUENCE	21	M	1			4	2	1			5	7	6	7	3	1	2	2	3	44	47	2	13		
		F	1			2			1	1	2	2	2	1	3	1	2			18					
LIQUOR LAWS	22	M			1	1														2	2				
		F																							
DRUNKENNESS	23	M																							
		F																							
DISORDERLY CONDUCT	24	M		1					1	1	1	2				1	1			8	5		4		
		F		1																1					
VAGRANCY	25	M																							
		F																							
ALL OTHER	26	M		1	3	6	1	1	5	14	20	25	9	17	4	12	7			125	122	2	44		
		F	1		1	2		1	1	5	10	7	5	2	4	1	3			43					
SUSPICION	27	M																							
		F																							
HUMAN TRAFFICKING/COMMERCIAL SEX ACTS	30	M																							
		F																							
HUMAN TRAFFICKING/INVOLUNTARY SERVITUDE	31	M																							
		F																							
TOTAL BY SEX		M	7	10	9	14	5	7	12	57	47	59	27	34	8	21	10	4	331	357	10	107	1		
		F	3	3	3	8	1	4	5	19	33	19	16	9	11	4	6			144					
<b>GRAND TOTAL</b>			<b>10</b>	<b>13</b>	<b>12</b>	<b>22</b>	<b>6</b>	<b>11</b>	<b>17</b>	<b>76</b>	<b>80</b>	<b>78</b>	<b>43</b>	<b>43</b>	<b>19</b>	<b>25</b>	<b>16</b>	<b>4</b>	<b>475</b>	<b>357</b>	<b>10</b>	<b>107</b>	<b>1</b>		

AGE, SEX AND RACE OF PERSONS ARRESTED  
under 18 Years of age

CLASSIFICATIONS OF OFFENSES	UCR	SEX	AGE						TOT	RACE					
			Under 10	10-12	13-14	15	16	17		WHT	BLK	IND	ASN	PAC	
MURDER/NONNEG MANSLAUGHTER	01A	M													
		F													
MANSLAUGHTER BY NEGLIGENCE	01B	M													
		F													
RAPE	02	M						1	1	1					
		F													
ROBBERY	03	M													
		F													
AGGRAVATED ASSAULT	04	M		1					1	1					
		F													
BURGLARY	05	M			2				2	2					
		F													
LARCENY	06	M													
		F													
MOTOR VEHICLE THEFT	07	M													
		F													
OTHER ASSAULTS	08	M			1	1		1	3	3			1		
		F			1				1						
ARSON	09	M													
		F													
FORGERY	10	M													
		F													
FRAUD	11	M													
		F													
EMBEZZLEMENT	12	M													
		F													
STOLEN PROPERTY	13	M													
		F													
VANDALISM	14	M													
		F													
WEAPONS	15	M													
		F													
PROSTITUTION	16	M													
		F													
PROSTITUTION	16a	M													
		F													



AGE, SEX AND RACE OF PERSONS ARRESTED  
under 18 Years of age

CLASSIFICATIONS OF OFFENSES	UCR	SEX	AGE						TOT	RACE				
			Under 10	10-12	13-14	15	16	17		WHT	BLK	IND	ASN	PAC
ASSISTING OR PROMOTING PROSTITUTION	16b	M												
		F												
PURCHASING PROSTITUTION	16c	M												
		F												
SEX OFFENSES	17	M												
		F												
<b>DRUG/SALE/MAN</b>	180	M												
		F												
NARCOTICS	180a	M												
		F												
MARIJUANA	180b	M												
		F												
SYNTHETIC NARC	180c	M												
		F												
OTHER/NON-NARC	180d	M												
		F												
<b>DRUG/POSSESSION</b>	185	M					1		1	1				
		F												
NARCOTICS	185e	M												
		F												
MARIJUANA	185f	M					1		1	1				
		F												
SYNTHETIC NARC	185g	M												
		F												
OTHER/NON-NARC	185h	M												
		F												
<b>GAMBLING</b>	19	M												
		F												
BOOKMAKING	19a	M												
		F												
NUMBERS	19b	M												
		F												
OTHER GAMBLING	19c	M												
		F												
FAMILY/CHILD	20	M												
		F												

AGE, SEX AND RACE OF PERSONS ARRESTED  
under 18 Years of age

CLASSIFICATIONS OF OFFENSES	UCR	SEX	AGE							TOT	RACE				
			Under 10	10-12	13-14	15	16	17	WHT		BLK	IND	ASN	PAC	
			DRIVING INFLUENCE	21	M						1		1	1	
		F													
LIQUOR LAWS	22	M													
		F													
DRUNKENNESS	23	M													
		F													
DISORDERLY CONDUCT	24	M													
		F													
VAGRANCY	25	M													
		F													
ALL OTHER	26	M													
		F													
SUSPICION	27	M													
		F													
CURFEW	28	M													
		F													
RUN-AWAYS	29	M													
		F													
HUMAN TRAFFICKING/COMMERCIAL SEX ACTS	30	M													
		F													
HUMAN TRAFFICKING/INVOLUNTARY SERVITUDE	31	M													
		F													
TOTAL BY SEX		M		1	3	1	2	2	9	9		1			
		F			1				1						
GRAND TOTAL				1	4	1	2	2	10	9		1			

MONTHLY RETURN OF ARSON OFFENSES KNOWN TO LAW ENFORCEMENT

1 PROPERTY CLASSIFICATION	2 Offenses Reported or Known to Police (Include Unfounded and attempts)	3 Unfounded, i.e. False or Baseless Complaints	4 Number of Actual Offenses (Column 2 Minus Column 3) (Include Attempts)	5 Total Offenses Cleared by Arrest or Exceptional Means (Include Column 6)	6 Number of Clearances Involving Only Persons Under 18 Years of Age	7 Offenses Where Structures Uninhabited, Abandoned, or not Normally in Use	8 Estimated Value of Property Damage
<b>STRUCTURAL</b>							
A. Single Occupancy Residential: Houses, Townhouses, Duplexes, etc.							
B. Other Residential: Apartments, Tenements, Flats, Hotels, Motels, Inns, Dormitories, Boarding Houses, etc.	1		1	1		1	
C. Storage: Barns, Garages, Warehouses, etc.							
D. Industrial/Manufacturing:	1		1	1	1	1	
E. Other Commercial: Stores, Restaurants, Offices, etc.							
F. Community/Public: Churches, Jails, Schools, Colleges, Hospitals, etc.							
G. All Other Structure: Out Buildings, Monuments, Buildings Under Constructions, etc.							
<b>TOTAL STRUCTURAL</b>	<b>2</b>		<b>2</b>	<b>2</b>	<b>1</b>	<b>2</b>	
<b>MOBILE</b>							
H. Motor Vehicles: Automobiles, Trucks, Buses, Motorcycles, etc. UCR Definition							
I. Other Mobile Property: Trailers, Recreational Vehicles, Airplanes, Boats, etc.							
<b>TOTAL MOBILE</b>							
<b>OTHER</b>							
J. TOTAL OTHER Crops, Timber, Fences, Signs, etc.							
<b>TOTAL OTHER</b>							
<b>GRAND TOTAL</b>	<b>2</b>		<b>2</b>	<b>2</b>	<b>1</b>	<b>2</b>	

RETURN A - MONTHLY RETURN OF OFFENSES KNOWN TO POLICE

(1) Classification of Offense	(2) Offenses Reported	(3) Unfounded Offenses	(4) Actual Offenses	(5) Offenses Cleared	(6) Juveniles Only
CRIMINAL HOMICIDE					
MURDER/NONNEG MANSLAUGHTER	1		1	1	
MANSLAUGHTER BY NEGLIGENCE					
TOTAL	1		1	1	
RAPE					
RAPE	12		12	1	
ATTEMPTS TO COMMIT RAPE					
TOTAL	12		12	1	
ROBBERY					
FIREARM	1	1			
KNIFE/CUTTING INSTRUMENT					
OTHER DANGEROUS WEAPON					
STRONG-ARM (HANDS, FISTS)	2		2	1	
TOTAL	3	1	2	1	
ASSAULT					
FIREARM	5		5	3	
KNIFE OR CUTTING INSTRUMENT	4		4	4	
OTHER DANGEROUS WEAPON	9		9	7	
HANDS, FIST, FEET, AGGRAVATED	4		4	4	
OTHER ASSAULTS - SIMPLE	86		86	86	8
TOTAL	108		108	104	8
BURGLARY					
FORCIBLE ENTRY	15		15	2	
UNLAWFUL ENTRY - NO FORCE	6		6		
ATTEMPTED FORCIBLE ENTRY	2		2		
TOTAL	23		23	2	
LARCENY-THEFT					
THEFT (EX MOTOR VEHICLE)	216	3	213	25	2
TOTAL	216	3	213	25	2
MOTOR VEHICLE THEFT					
AUTOS	5		5		
TRUCKS AND BUSES	4		4		
OTHER VEHICLES	5		5	1	1
TOTAL	14		14	1	1
<b>GRAND TOTAL</b>	<b>377</b>	<b>4</b>	<b>373</b>	<b>135</b>	<b>11</b>

PROPERTY STOLEN BY CLASSIFICATION

CLASSIFICATION OF OFFENSES	NUMBER ACTUAL OFFENSES	VALUE OF PROPERTY STOLEN
MURDER/NONNEG MANSLAUGHTER	1	
RAPE	12	
ROBBERY		
HIGHWAY (STREET, ALLEYS, ETC.)		
COMMERCIAL HOUSE		
GAS OR SERVICE STATION		
CONVENIENCE STORE		
RESIDENCE	2	\$ 450
BANK		
MISCELLANEOUS		
TOTAL ROBBERY	2	\$ 450
BURGLARY		
RESIDENCE (DWELLING)		
NIGHT (6PM-6AM)	6	\$ 8,404
DAY (6AM-6PM)	6	\$ 3,090
UNKNOWN	1	\$ 6,200
NON-RESIDENCE (STORE ETC.)		
NIGHT (6PM-6AM)	5	\$ 10,482
DAY (6AM-6PM)		
UNKNOWN	5	\$ 3,010
TOTAL BURGLARY	23	\$ 31,186
LARCENY-THEFT		
\$200 AND OVER	90	\$ 71,285
\$50 TO \$200	68	\$ 8,433
UNDER \$50	55	\$ 1,203
TOTAL	213	\$ 80,921
6X. NATURE OF LARCENIES UNDER ITEM 6		
POCKET-PICKING	1	\$ 500
PURSE-SNATCHING	1	\$ 1,040
SHOPLIFTING	36	\$ 2,550
FROM MOTOR VEHICLE	49	\$ 19,063
MOTOR VEHICLE PARTS & ACCESSORIES	7	\$ 2,494
BICYCLES	3	\$ 828
FROM BUILDING(EX C&H)	59	\$ 21,592
FROM COIN-OP MACHINES		
ALL OTHER	57	\$ 32,854
TOTAL LARCENY	213	\$ 80,921
MOTOR VEHICLE THEFT	14	\$ 84,000
STOLEN & RECOVERED LOCALLY	13	
STOLEN LOCALLY & RECOVERED OTHER		
TOTAL STOLEN OTHER & RECOVERED LOCAL	13	
STOLEN IN OTHER JURIS & RECOVERED LOCALLY		
TOTAL MOTOR VEHICLE THEFT	14	\$ 84,000
<b>GRAND TOTAL</b>	<b>265</b>	<b>\$ 196,557</b>

PROPERTY BY TYPE AND VALUE

Type of Property (1)	Monetary Value of Property Stolen in Your Jurisdiction	
	STOLEN (2)	RECOVERED (3)
CURRENCY, NOTES, ETC.	\$ 17,151	
JEWELRY & PRECIOUS METALS	\$ 3,700	
CLOTHING AND FURS	\$ 6,638	\$ 808
LOCALLY STOLEN MOTOR VEHICLE	\$ 84,000	\$ 79,000
OFFICE EQUIPMENT	\$ 3,023	
TV, RADIOS, CAMERAS, ETC.	\$ 1,030	\$ 520
FIREARMS	\$ 2,490	
HOUSEHOLD GOODS	\$ 4,270	
CONSUMABLE GOODS	\$ 1,746	\$ 205
LIVESTOCK		
MISCELLANEOUS	\$ 72,509	\$ 9,002
<b>GRAND TOTAL</b>	<b>\$ 196,557</b>	<b>\$ 89,535</b>

LAW ENFORCEMENT OFFICERS KILLED OR ASSAULTED

Type of activity	Total assaults by weapon	Type of Weapon				Type of Assignment						Officer assaults cleared	
		Firearm	Knife or other cutting instrument	Other dangerous weapon	Hands, fists, feet, etc.	Two-officer vehicle	One-officer vehicle		Detective or special assign.		Other		
							Alone	Asst	Alone	Ast	Alone		Asst
A	B	C	D	E	F	G	H	I	J	K	L	M	
1. Responding to disturbance calls (family quarrels, person with firearm, etc.)	2				2		2						2
2. Burglaries in progress or pursuing burglary suspects													
3. Robberies in progress or pursuing robbery suspects													
4. Attempting other arrests													
5. Civil disorder (riot, mass disobedience, etc.)													
6. Handling, transporting, custody of prisoners													
7. Investigating suspicious persons or circumstances													
8. Ambush – no warning													
9. Mentally deranged													
10. Traffic pursuits and stops													
11. All other													
<b>12. TOTAL (1-11)</b>	<b>2</b>				<b>2</b>		<b>2</b>						<b>2</b>
13. Number with person injury	2				2								
14. Number without personal injury													

15. Time of assaults	12 AM	2 AM	4 AM	6 AM	8 AM	10 AM	NOON	2 PM	4 PM	6 PM	8 PM	10 PM	UNK
										2			

AGE, SEX AND RACE OF PERSONS ARRESTED  
18 Years of age and over

CLASSIFICATIONS OF OFFENSES	UCR	SEX	AGE													TOT	RACE												
			18	19	20	21	22	23	24	25-29	30-34	35-39	40-44	45-49	50-54		55-59	60-64	65 OV	WHT	BLK	IND	ASN	PAC					
MURDER/NONNEG MANSLAUGHTER	01A	M					1																1				1		
		F																											
MANSLAUGHTER BY NEGLIGENCE	01B	M																											
		F																											
RAPE	02	M												1										1					
		F																											
ROBBERY	03	M									1													1	1				
		F																											
AGGRAVATED ASSAULT	04	M										1	3	3		1	2	1						11	8	2	8		
		F									1	3	2	1											7				
BURGLARY	05	M					2																	2	2				
		F																											
LARCENY	06	M				1		1			1	5	2							1				11	16	1	5	1	
		F			1					3	4	4													12				
MOTOR VEHICLE THEFT	07	M																											
		F																											
OTHER ASSAULTS	08	M					1	3	2		11	4	4	7	6	3	9							50	44	5	27	2	
		F		1		1	3	1	1		7	6	4	3	1										28				
ARSON	09	M																											
		F																											
FORGERY	10	M																											
		F																											
FRAUD	11	M																											
		F																											
EMBEZZLEMENT	12	M																											
		F																											
STOLEN PROPERTY	13	M																											
		F																											
VANDALISM	14	M									5	1	5											11	12		3		
		F		1							1	1	1												4				
WEAPONS	15	M											1											1	1				
		F																											
PROSTITUTION AND COMMERCIALIZED VICE	16	M																											
		F																											
PROSTITUTION	16a	M																											
		F																											



AGE, SEX AND RACE OF PERSONS ARRESTED  
18 Years of age and over

CLASSIFICATIONS OF OFFENSES	UCR	SEX	AGE													TOT	RACE							
			18	19	20	21	22	23	24	25-29	30-34	35-39	40-44	45-49	50-54		55-59	60-64	65 OV	WHT	BLK	IND	ASN	PAC
ASSISTING OR PROMOTING PROSTITUTION	16b	M																						
		F																						
PURCHASING PROSTITUTION	16c	M																						
		F																						
SEX OFFENSES	17	M																						
		F																						
DRUG/SALE/MAN	180	M									1		1	2							4	6		
		F										1	1								2			
NARCOTICS	180a	M												2							2	4		
		F										1	1								2			
MARIJUANA	180b	M																						
		F																						
SYNTHETIC NARC	180c	M									1		1								2	2		
		F																						
OTHER/NON-NARC	180d	M																						
		F																						
DRUG/POSSESSION	185	M										1					1				2	2		
		F																						
NARCOTICS	185e	M										1					1				2	2		
		F																						
MARIJUANA	185f	M																						
		F																						
SYNTHETIC NARC	185g	M																						
		F																						
OTHER/NON-NARC	185h	M																						
		F																						
GAMBLING	19	M																						
		F																						
BOOKMAKING	19a	M																						
		F																						
NUMBERS	19b	M																						
		F																						
OTHER GAMBLING	19c	M																						
		F																						
FAMILY/CHILD	20	M																						
		F																						

AGE, SEX AND RACE OF PERSONS ARRESTED  
18 Years of age and over

CLASSIFICATIONS OF OFFENSES	UCR	SEX	AGE														TOT	RACE						
			18	19	20	21	22	23	24	25-29	30-34	35-39	40-44	45-49	50-54	55-59		60-64	65 OV	WHT	BLK	IND	ASN	PAC
			DRIVING INFLUENCE	21	M					1	1		7	4	4	2		1	2	4			26	26
		F			1					4	5	1	1			1			13					
LIQUOR LAWS	22	M																						
		F																						
DRUNKENNESS	23	M																						
		F																						
DISORDERLY CONDUCT	24	M						2		1	5	4	2	1	1	1		2	19	19	1	11		
		F								3	3		1	5				12						
VAGRANCY	25	M																						
		F																						
ALL OTHER	26	M	3	1	3		1	6		13	15	13	14	7	8	15	1	2	102	108	3	44		
		F		3		1			2	3	13	10	15	2	1	1		2	53					
SUSPICION	27	M																						
		F																						
HUMAN TRAFFICKING/COMMERCIAL SEX ACTS	30	M																						
		F																						
HUMAN TRAFFICKING/INVOLUNTARY SERVITUDE	31	M																						
		F																						
TOTAL BY SEX		M	3	1	3	1	6	13	2	40	36	38	30	15	16	31	3	4	242	246	12	110	4	1
		F		5	2	2	3	1	6	23	36	19	21	8	1	2		2	131					
GRAND TOTAL			3	6	5	3	9	14	8	63	72	57	51	23	17	33	3	6	373	246	12	110	4	1

AGE, SEX AND RACE OF PERSONS ARRESTED  
under 18 Years of age

CLASSIFICATIONS OF OFFENSES	UCR	SEX	AGE						TOT	RACE					
			Under 10	10-12	13-14	15	16	17		WHT	BLK	IND	ASN	PAC	
MURDER/NONNEG MANSLAUGHTER	01A	M													
		F													
MANSLAUGHTER BY NEGLIGENCE	01B	M													
		F													
RAPE	02	M													
		F													
ROBBERY	03	M													
		F													
AGGRAVATED ASSAULT	04	M													
		F													
BURGLARY	05	M													
		F													
LARCENY	06	M				1			1	1			1		
		F						1	1						
MOTOR VEHICLE THEFT	07	M				1	1		2	2					
		F													
OTHER ASSAULTS	08	M				2	2	2	6	7			1		
		F						2	2						
ARSON	09	M													
		F													
FORGERY	10	M													
		F													
FRAUD	11	M													
		F													
EMBEZZLEMENT	12	M													
		F													
STOLEN PROPERTY	13	M													
		F													
VANDALISM	14	M			1		1		2	1			1		
		F													
WEAPONS	15	M													
		F													
PROSTITUTION	16	M													
		F													
PROSTITUTION	16a	M													
		F													

AGE, SEX AND RACE OF PERSONS ARRESTED  
under 18 Years of age

CLASSIFICATIONS OF OFFENSES	UCR	SEX	AGE						TOT	RACE				
			Under 10	10-12	13-14	15	16	17		WHT	BLK	IND	ASN	PAC
			ASSISTING OR PROMOTING PROSTITUTION	16b	M									
		F												
PURCHASING PROSTITUTION	16c	M												
		F												
SEX OFFENSES	17	M												
		F												
<b>DRUG/SALE/MAN</b>	180	M												
		F												
NARCOTICS	180a	M												
		F												
MARIJUANA	180b	M												
		F												
SYNTHETIC NARC	180c	M												
		F												
OTHER/NON-NARC	180d	M												
		F												
<b>DRUG/POSSESSION</b>	185	M							1					
		F				1		1						
NARCOTICS	185e	M												
		F												
MARIJUANA	185f	M							1					
		F				1		1						
SYNTHETIC NARC	185g	M												
		F												
OTHER/NON-NARC	185h	M												
		F												
<b>GAMBLING</b>	19	M												
		F												
BOOKMAKING	19a	M												
		F												
NUMBERS	19b	M												
		F												
OTHER GAMBLING	19c	M												
		F												
FAMILY/CHILD	20	M												
		F												

AGE, SEX AND RACE OF PERSONS ARRESTED  
under 18 Years of age

CLASSIFICATIONS OF OFFENSES	UCR	SEX	AGE							TOT	RACE								
			Under 10	10-12	13-14	15	16	17	WHT		BLK	IND	ASN	PAC					
			DRIVING INFLUENCE	21	M														
		F																	
LIQUOR LAWS	22	M					1		1	1									
		F																	
DRUNKENNESS	23	M																	
		F																	
DISORDERLY CONDUCT	24	M																	
		F																	
VAGRANCY	25	M																	
		F																	
ALL OTHER	26	M						2	2	2			1						
		F					1		1										
SUSPICION	27	M																	
		F																	
CURFEW	28	M																	
		F																	
RUN-AWAYS	29	M																	
		F																	
HUMAN TRAFFICKING/COMMERCIAL SEX ACTS	30	M																	
		F																	
HUMAN TRAFFICKING/INVOLUNTARY SERVITUDE	31	M																	
		F																	
TOTAL BY SEX		M			1	4	5	4	14	15			4						
		F				1	1	3	5										
GRAND TOTAL					1	5	6	7	19	15			4						

RETURN A - MONTHLY RETURN OF OFFENSES KNOWN TO POLICE

(1) Classification of Offense	(2) Offenses Reported	(3) Unfounded Offenses	(4) Actual Offenses	(5) Offenses Cleared	(6) Juveniles Only
CRIMINAL HOMICIDE					
MURDER/NONNEG MANSLAUGHTER					
MANSLAUGHTER BY NEGLIGENCE					
TOTAL					
RAPE					
RAPE	4	1	3	1	
ATTEMPTS TO COMMIT RAPE					
TOTAL	4	1	3	1	
ROBBERY					
FIREARM					
KNIFE/CUTTING INSTRUMENT					
OTHER DANGEROUS WEAPON					
STRONG-ARM (HANDS, FISTS)	3		3	2	
TOTAL	3		3	2	
ASSAULT					
FIREARM	7	1	6	5	
KNIFE OR CUTTING INSTRUMENT	6		6	3	
OTHER DANGEROUS WEAPON	7	2	5	3	
HANDS, FIST, FEET, AGGRAVATED	10		10	4	
OTHER ASSAULTS - SIMPLE	165	12	153	38	1
TOTAL	195	15	180	53	1
BURGLARY					
FORCIBLE ENTRY	13	7	6		
UNLAWFUL ENTRY - NO FORCE	5	1	4	1	
ATTEMPTED FORCIBLE ENTRY					
TOTAL	18	8	10	1	
LARCENY-THEFT					
THEFT (EX MOTOR VEHICLE)	96	23	73	4	
TOTAL	96	23	73	4	
MOTOR VEHICLE THEFT					
AUTOS	6	2	4	1	
TRUCKS AND BUSES	2		2		
OTHER VEHICLES	3	1	2	1	
TOTAL	11	3	8	2	
<b>GRAND TOTAL</b>	<b>327</b>	<b>50</b>	<b>277</b>	<b>63</b>	<b>1</b>

PROPERTY STOLEN BY CLASSIFICATION

CLASSIFICATION OF OFFENSES	NUMBER ACTUAL OFFENSES	VALUE OF PROPERTY STOLEN
MURDER/NONNEG MANSLAUGHTER		
RAPE	3	
ROBBERY		
HIGHWAY (STREET, ALLEYS, ETC.)	2	\$ 1,119
COMMERCIAL HOUSE		
GAS OR SERVICE STATION		
CONVENIENCE STORE		
RESIDENCE		
BANK		
MISCELLANEOUS	1	\$ 4,030
TOTAL ROBBERY	3	\$ 5,149
BURGLARY		
RESIDENCE (DWELLING)		
NIGHT (6PM-6AM)	2	\$ 206
DAY (6AM-6PM)	1	\$ 170
UNKNOWN	4	\$ 500
NON-RESIDENCE (STORE ETC.)		
NIGHT (6PM-6AM)		
DAY (6AM-6PM)	1	\$ 42
UNKNOWN	2	\$ 2,521
TOTAL BURGLARY	10	\$ 3,439
LARCENY-THEFT		
\$200 AND OVER	29	\$ 32,263
\$50 TO \$200	11	\$ 1,546
UNDER \$50	33	\$ 131
TOTAL	73	\$ 33,940
6X. NATURE OF LARCENIES UNDER ITEM 6		
POCKET-PICKING		
PURSE-SNATCHING		
SHOPLIFTING	8	\$ 460
FROM MOTOR VEHICLE	19	\$ 12,236
MOTOR VEHICLE PARTS & ACCESSORIES		
BICYCLES	5	\$ 650
FROM BUILDING(EX C&H)	25	\$ 13,873
FROM COIN-OP MACHINES		
ALL OTHER	16	\$ 6,721
TOTAL LARCENY	73	\$ 33,940
MOTOR VEHICLE THEFT	8	\$ 13,500
STOLEN & RECOVERED LOCALLY	6	
STOLEN LOCALLY & RECOVERED OTHER		
TOTAL STOLEN OTHER & RECOVERED LOCAL	6	
STOLEN IN OTHER JURIS & RECOVERED LOCALLY		
TOTAL MOTOR VEHICLE THEFT	8	\$ 13,500
<b>GRAND TOTAL</b>	<b>97</b>	<b>\$ 56,028</b>

PROPERTY BY TYPE AND VALUE

Type of Property (1)	Monetary Value of Property Stolen in Your Jurisdiction	
	STOLEN (2)	RECOVERED (3)
CURRENCY, NOTES, ETC.	\$ 6,384	\$ 1,191
JEWELRY & PRECIOUS METALS	\$ 3,900	\$ 400
CLOTHING AND FURS	\$ 1,257	\$ 647
LOCALLY STOLEN MOTOR VEHICLE	\$ 14,200	\$ 13,500
OFFICE EQUIPMENT	\$ 100	\$ 1,700
TV, RADIOS, CAMERAS, ETC.	\$ 2,917	
FIREARMS	\$ 3,450	\$ 1,700
HOUSEHOLD GOODS	\$ 215	
CONSUMABLE GOODS	\$ 559	\$ 140
LIVESTOCK		
MISCELLANEOUS	\$ 23,046	\$ 8,867
<b>GRAND TOTAL</b>	<b>\$ 56,028</b>	<b>\$ 28,145</b>



LAW ENFORCEMENT OFFICERS KILLED OR ASSAULTED

Type of activity	Total assaults by weapon	Type of Weapon				Type of Assignment						Officer assaults cleared	
		Firearm	Knife or other cutting instrument	Other dangerous weapon	Hands, fists, feet, etc.	Two-officer vehicle	One-officer vehicle		Detective or special assign.		Other		
							Alone	Asst	Alone	Ast	Alone		Asst
A	B	C	D	E	F	G	H	I	J	K	L	M	
1. Responding to disturbance calls (family quarrels, person with firearm, etc.)	2				2		2						2
2. Burglaries in progress or pursuing burglary suspects													
3. Robberies in progress or pursuing robbery suspects													
4. Attempting other arrests													
5. Civil disorder (riot, mass disobedience, etc.)													
6. Handling, transporting, custody of prisoners													
7. Investigating suspicious persons or circumstances													
8. Ambush – no warning													
9. Mentally deranged													
10. Traffic pursuits and stops	1			1			1						1
11. All other	2				2		2						2
<b>12. TOTAL (1-11)</b>	<b>5</b>			<b>1</b>	<b>4</b>		<b>5</b>						<b>5</b>
13. Number with person injury	4			1	3								
14. Number without personal injury	1				1								

15. Time of assaults	12 AM	2 AM	4 AM	6 AM	8 AM	10 AM	NOON	2 PM	4 PM	6 PM	8 PM	10 PM	UNK
		1	1					1		1		1	

AGE, SEX AND RACE OF PERSONS ARRESTED  
18 Years of age and over

CLASSIFICATIONS OF OFFENSES	UCR	SEX	AGE													TOT	RACE								
			18	19	20	21	22	23	24	25-29	30-34	35-39	40-44	45-49	50-54		55-59	60-64	65 OV	WHT	BLK	IND	ASN	PAC	
MURDER/NONNEG MANSLAUGHTER	01A	M																							
		F																							
MANSLAUGHTER BY NEGLIGENCE	01B	M																							
		F																							
RAPE	02	M																		1	1	1			
		F																							
ROBBERY	03	M										2									2	2			
		F																							
AGGRAVATED ASSAULT	04	M			1					1	3	2					1			8	3	1	3	1	2
		F									1		1							2					
BURGLARY	05	M												1						1	1				
		F																							
LARCENY	06	M								1	1						1		1	4	3			1	
		F																							
MOTOR VEHICLE THEFT	07	M																							
		F																							
OTHER ASSAULTS	08	M	1		1		1	1		3	5	3	2	1		2	1		21	14	1	15	2		
		F			1		1			1	2	2	3		1				11						
ARSON	09	M																							
		F																							
FORGERY	10	M																							
		F																							
FRAUD	11	M																							
		F																							
EMBEZZLEMENT	12	M																							
		F																							
STOLEN PROPERTY	13	M																							
		F																							
VANDALISM	14	M							1	2	1								4	3		5	2		
		F				2				1	1				2				6						
WEAPONS	15	M						1			1								2	1			1		
		F																							
PROSTITUTION AND COMMERCIALIZED VICE	16	M																							
		F																							
PROSTITUTION	16a	M																							
		F																							

AGE, SEX AND RACE OF PERSONS ARRESTED  
18 Years of age and over

CLASSIFICATIONS OF OFFENSES	UCR	SEX	AGE														TOT	RACE							
			18	19	20	21	22	23	24	25-29	30-34	35-39	40-44	45-49	50-54	55-59		60-64	65 OV	WHT	BLK	IND	ASN	PAC	
ASSISTING OR PROMOTING PROSTITUTION	16b	M																							
		F																							
PURCHASING PROSTITUTION	16c	M																							
		F																							
SEX OFFENSES	17	M																							
		F																							
DRUG/SALE/MAN	180	M																							
		F																							
NARCOTICS	180a	M																							
		F																							
MARIJUANA	180b	M																							
		F																							
SYNTHETIC NARC	180c	M																							
		F																							
OTHER/NON-NARC	180d	M																							
		F																							
DRUG/POSSESSION	185	M									2	1	1								4	1	1	1	
		F																							
NARCOTICS	185e	M										1									1				
		F																							
MARIJUANA	185f	M																							
		F																							
SYNTHETIC NARC	185g	M									2		1								3		1	1	1
		F																							
OTHER/NON-NARC	185h	M																							
		F																							
GAMBLING	19	M																							
		F																							
BOOKMAKING	19a	M																							
		F																							
NUMBERS	19b	M																							
		F																							
OTHER GAMBLING	19c	M																							
		F																							
FAMILY/CHILD	20	M																							
		F																							

AGE, SEX AND RACE OF PERSONS ARRESTED  
18 Years of age and over

CLASSIFICATIONS OF OFFENSES	UCR	SEX	AGE														TOT	RACE						
			18	19	20	21	22	23	24	25-29	30-34	35-39	40-44	45-49	50-54	55-59		60-64	65 OV	WHT	BLK	IND	ASN	PAC
DRIVING INFLUENCE	21	M			1	1		1	1	5	1	5	1	4	3	2	1	1	27	21		10	1	
		F								1	1	2				1			5					
LIQUOR LAWS	22	M								1	3	2		2				8	2		1	5		
		F																						
DRUNKENNESS	23	M																						
		F																						
DISORDERLY CONDUCT	24	M								1	1				2		1	5	3		2			
		F																						
VAGRANCY	25	M																						
		F																						
ALL OTHER	26	M	1	1					1	9	10	13	2	11	1	13	2	1	65	39		26	11	
		F				2			1	1	2	4	1						11					
SUSPICION	27	M																						
		F																						
HUMAN TRAFFICKING/COMMERCIAL SEX ACTS	30	M																						
		F																						
HUMAN TRAFFICKING/INVOLUNTARY SERVITUDE	31	M																						
		F																						
TOTAL BY SEX		M	2	1	3	1	1	3	3	25	27	26	7	19	6	18	5	5	152	94	2	63	25	3
		F			1	4	1		1	4	7	8	5		3	1			35					
<b>GRAND TOTAL</b>			2	1	4	5	2	3	4	29	34	34	12	19	9	19	5	5	187	94	2	63	25	3

AGE, SEX AND RACE OF PERSONS ARRESTED  
under 18 Years of age

CLASSIFICATIONS OF OFFENSES	UCR	SEX	AGE						TOT	RACE				
			Under 10	10-12	13-14	15	16	17		WHT	BLK	IND	ASN	PAC
MURDER/NONNEG MANSLAUGHTER	01A	M												
		F												
MANSLAUGHTER BY NEGLIGENCE	01B	M												
		F												
RAPE	02	M												
		F												
ROBBERY	03	M												
		F												
AGGRAVATED ASSAULT	04	M												
		F												
BURGLARY	05	M												
		F												
LARCENY	06	M												
		F												
MOTOR VEHICLE THEFT	07	M												
		F												
OTHER ASSAULTS	08	M	1						1			1		
		F												
ARSON	09	M												
		F												
FORGERY	10	M												
		F												
FRAUD	11	M												
		F												
EMBEZZLEMENT	12	M												
		F												
STOLEN PROPERTY	13	M												
		F												
VANDALISM	14	M												
		F												
WEAPONS	15	M												
		F												
PROSTITUTION	16	M												
		F												
PROSTITUTION	16a	M												
		F												

AGE, SEX AND RACE OF PERSONS ARRESTED  
under 18 Years of age

CLASSIFICATIONS OF OFFENSES	UCR	SEX	AGE						TOT	RACE				
			Under 10	10-12	13-14	15	16	17		WHT	BLK	IND	ASN	PAC
ASSISTING OR PROMOTING PROSTITUTION	16b	M												
		F												
PURCHASING PROSTITUTION	16c	M												
		F												
SEX OFFENSES	17	M												
		F												
<b>DRUG/SALE/MAN</b>	180	M												
		F												
NARCOTICS	180a	M												
		F												
MARIJUANA	180b	M												
		F												
SYNTHETIC NARC	180c	M												
		F												
OTHER/NON-NARC	180d	M												
		F												
<b>DRUG/POSSESSION</b>	185	M												
		F												
NARCOTICS	185e	M												
		F												
MARIJUANA	185f	M												
		F												
SYNTHETIC NARC	185g	M												
		F												
OTHER/NON-NARC	185h	M												
		F												
<b>GAMBLING</b>	19	M												
		F												
BOOKMAKING	19a	M												
		F												
NUMBERS	19b	M												
		F												
OTHER GAMBLING	19c	M												
		F												
FAMILY/CHILD	20	M												
		F												

AGE, SEX AND RACE OF PERSONS ARRESTED  
under 18 Years of age

CLASSIFICATIONS OF OFFENSES	UCR	SEX	AGE						TOT	RACE									
			Under 10	10-12	13-14	15	16	17		WHT	BLK	IND	ASN	PAC					
			DRIVING INFLUENCE	21	M														
		F																	
LIQUOR LAWS	22	M																	
		F																	
DRUNKENNESS	23	M																	
		F																	
DISORDERLY CONDUCT	24	M																	
		F																	
VAGRANCY	25	M																	
		F																	
ALL OTHER	26	M																	
		F																	
SUSPICION	27	M																	
		F																	
CURFEW	28	M																	
		F																	
RUN-AWAYS	29	M																	
		F																	
HUMAN TRAFFICKING/COMMERCIAL SEX ACTS	30	M																	
		F																	
HUMAN TRAFFICKING/INVOLUNTARY SERVITUDE	31	M																	
		F																	
TOTAL BY SEX		M	1						1						1				
		F																	
GRAND TOTAL			1						1						1				

MONTHLY RETURN OF ARSON OFFENSES KNOWN TO LAW ENFORCEMENT

1 PROPERTY CLASSIFICATION	2 Offenses Reported or Known to Police (Include Unfounded and attempts)	3 Unfounded, i.e. False or Baseless Complaints	4 Number of Actual Offenses (Column 2 Minus Column 3) (Include Attempts)	5 Total Offenses Cleared by Arrest or Exceptional Means (Include Column 6)	6 Number of Clearances Involving Only Persons Under 18 Years of Age	7 Offenses Where Structures Uninhabited, Abandoned, or not Normally in Use	8 Estimated Value of Property Damage
<b>STRUCTURAL</b>							
A. Single Occupancy Residential: Houses, Townhouses, Duplexes, etc.							
B. Other Residential: Apartments, Tenements, Flats, Hotels, Motels, Inns, Dormitories, Boarding Houses, etc.							
C. Storage: Barns, Garages, Warehouses, etc.							
D. Industrial/Manufacturing:							
E. Other Commercial: Stores, Restaurants, Offices, etc.							
F. Community/Public: Churches, Jails, Schools, Colleges, Hospitals, etc.							
G. All Other Structure: Out Buildings, Monuments, Buildings Under Constructions, etc.							
<b>TOTAL STRUCTURAL</b>							
<b>MOBILE</b>							
H. Motor Vehicles: Automobiles, Trucks, Buses, Motorcycles, etc. UCR Definition	1		1				
I. Other Mobile Property: Trailers, Recreational Vehicles, Airplanes, Boats, etc.							
<b>TOTAL MOBILE</b>	1		1				
<b>OTHER</b>							
J. TOTAL OTHER Crops, Timber, Fences, Signs, etc.							
<b>TOTAL OTHER</b>							
<b>GRAND TOTAL</b>	<b>1</b>		<b>1</b>				



RETURN A - MONTHLY RETURN OF OFFENSES KNOWN TO POLICE

(1) Classification of Offense	(2) Offenses Reported	(3) Unfounded Offenses	(4) Actual Offenses	(5) Offenses Cleared	(6) Juveniles Only
CRIMINAL HOMICIDE					
MURDER/NONNEG MANSLAUGHTER	2		2	1	
MANSLAUGHTER BY NEGLIGENCE					
TOTAL	2		2	1	
RAPE					
RAPE	1		1		
ATTEMPTS TO COMMIT RAPE					
TOTAL	1		1		
ROBBERY					
FIREARM					
KNIFE/CUTTING INSTRUMENT					
OTHER DANGEROUS WEAPON					
STRONG-ARM (HANDS, FISTS)					
TOTAL					
ASSAULT					
FIREARM					
KNIFE OR CUTTING INSTRUMENT	1		1	1	
OTHER DANGEROUS WEAPON	11		11	11	
HANDS, FIST, FEET, AGGRAVATED	7		7	7	
OTHER ASSAULTS - SIMPLE	112		112	111	
TOTAL	131		131	130	
BURGLARY					
FORCIBLE ENTRY	2		2	1	
UNLAWFUL ENTRY - NO FORCE					
ATTEMPTED FORCIBLE ENTRY					
TOTAL	2		2	1	
LARCENY-THEFT					
THEFT (EX MOTOR VEHICLE)	3		3	2	
TOTAL	3		3	2	
MOTOR VEHICLE THEFT					
AUTOS					
TRUCKS AND BUSES					
OTHER VEHICLES	1		1		
TOTAL	1		1		
<b>GRAND TOTAL</b>	<b>140</b>		<b>140</b>	<b>134</b>	

PROPERTY STOLEN BY CLASSIFICATION

CLASSIFICATION OF OFFENSES	NUMBER ACTUAL OFFENSES	VALUE OF PROPERTY STOLEN
MURDER/NONNEG MANSLAUGHTER	2	
RAPE	1	
ROBBERY		
HIGHWAY (STREET, ALLEYS, ETC.)		
COMMERCIAL HOUSE		
GAS OR SERVICE STATION		
CONVENIENCE STORE		
RESIDENCE		
BANK		
MISCELLANEOUS		
TOTAL ROBBERY		
BURGLARY		
RESIDENCE (DWELLING)		
NIGHT (6PM-6AM)	1	
DAY (6AM-6PM)		
UNKNOWN	1	\$ 1,850
NON-RESIDENCE (STORE ETC.)		
NIGHT (6PM-6AM)		
DAY (6AM-6PM)		
UNKNOWN		
TOTAL BURGLARY	2	\$ 1,850
LARCENY-THEFT		
\$200 AND OVER	2	\$ 1,300
\$50 TO \$200	1	\$ 100
UNDER \$50		
TOTAL	3	\$ 1,400
6X. NATURE OF LARCENIES UNDER ITEM 6		
POCKET-PICKING		
PURSE-SNATCHING		
SHOPLIFTING		
FROM MOTOR VEHICLE		
MOTOR VEHICLE PARTS & ACCESSORIES		
BICYCLES	1	\$ 100
FROM BUILDING(EX C&H)	1	\$ 800
FROM COIN-OP MACHINES		
ALL OTHER	1	\$ 500
TOTAL LARCENY	3	\$ 1,400
MOTOR VEHICLE THEFT	1	\$ 10,000
STOLEN & RECOVERED LOCALLY		
STOLEN LOCALLY & RECOVERED OTHER		
TOTAL STOLEN OTHER & RECOVERED LOCAL		
STOLEN IN OTHER JURIS & RECOVERED LOCALLY		
TOTAL MOTOR VEHICLE THEFT	1	\$ 10,000
<b>GRAND TOTAL</b>	<b>7</b>	<b>\$ 13,250</b>

PROPERTY BY TYPE AND VALUE

Type of Property (1)	Monetary Value of Property Stolen in Your Jurisdiction	
	STOLEN (2)	RECOVERED (3)
CURRENCY, NOTES, ETC.		
JEWELRY & PRECIOUS METALS		
CLOTHING AND FURS		
LOCALLY STOLEN MOTOR VEHICLE	\$ 10,000	
OFFICE EQUIPMENT		
TV, RADIOS, CAMERAS, ETC.		
FIREARMS	\$ 2,650	
HOUSEHOLD GOODS		
CONSUMABLE GOODS	\$ 500	
LIVESTOCK		
MISCELLANEOUS	\$ 100	
<b>GRAND TOTAL</b>	<b>\$ 13,250</b>	

AGE, SEX AND RACE OF PERSONS ARRESTED  
18 Years of age and over

CLASSIFICATIONS OF OFFENSES	UCR	SEX	AGE													TOT	RACE							
			18	19	20	21	22	23	24	25-29	30-34	35-39	40-44	45-49	50-54		55-59	60-64	65 OV	WHT	BLK	IND	ASN	PAC
MURDER/NONNEG MANSLAUGHTER	01A	M																				1		
		F																						
MANSLAUGHTER BY NEGLIGENCE	01B	M																						
		F																						
RAPE	02	M																						
		F																						
ROBBERY	03	M																						
		F																						
AGGRAVATED ASSAULT	04	M	2	1				1		3		1	2		1	1						12		
		F							2				1	1									4	
BURGLARY	05	M																						
		F									1												1	
LARCENY	06	M								2													2	
		F																						
MOTOR VEHICLE THEFT	07	M																						
		F																						
OTHER ASSAULTS	08	M		3	3	1	1		4	16	19	17	3		6	2	1					76		
		F	1					4	1	11	2	3	6	2									30	
ARSON	09	M																						
		F																						
FORGERY	10	M																						
		F																						
FRAUD	11	M																						
		F																						
EMBEZZLEMENT	12	M																						
		F																						
STOLEN PROPERTY	13	M																						
		F																						
VANDALISM	14	M								2		1											3	
		F																						
WEAPONS	15	M																						
		F																						
PROSTITUTION AND COMMERCIALIZED VICE	16	M																						
		F																						
PROSTITUTION	16a	M																						
		F																						

AGE, SEX AND RACE OF PERSONS ARRESTED  
18 Years of age and over

CLASSIFICATIONS OF OFFENSES	UCR	SEX	AGE														TOT	RACE						
			18	19	20	21	22	23	24	25-29	30-34	35-39	40-44	45-49	50-54	55-59		60-64	65 OV	WHT	BLK	IND	ASN	PAC
ASSISTING OR PROMOTING PROSTITUTION	16b	M																						
		F																						
PURCHASING PROSTITUTION	16c	M																						
		F																						
SEX OFFENSES	17	M																						
		F																						
DRUG/SALE/MAN	180	M																						
		F																						
NARCOTICS	180a	M																						
		F																						
MARIJUANA	180b	M																						
		F																						
SYNTHETIC NARC	180c	M																						
		F																						
OTHER/NON-NARC	180d	M																						
		F																						
DRUG/POSSESSION	185	M																						
		F																						
NARCOTICS	185e	M																						
		F																						
MARIJUANA	185f	M																						
		F																						
SYNTHETIC NARC	185g	M																						
		F																						
OTHER/NON-NARC	185h	M																						
		F																						
GAMBLING	19	M																						
		F																						
BOOKMAKING	19a	M																						
		F																						
NUMBERS	19b	M																						
		F																						
OTHER GAMBLING	19c	M																						
		F																						
FAMILY/CHILD	20	M																						
		F																						

AGE, SEX AND RACE OF PERSONS ARRESTED  
18 Years of age and over

CLASSIFICATIONS OF OFFENSES	UCR	SEX	AGE														TOT	RACE							
			18	19	20	21	22	23	24	25-29	30-34	35-39	40-44	45-49	50-54	55-59		60-64	65 OV	WHT	BLK	IND	ASN	PAC	
DRIVING INFLUENCE	21	M								2	1	1	1	1	1		1			8			13		
		F						2		1	1	1								5					
LIQUOR LAWS	22	M																							
		F																							
DRUNKENNESS	23	M															1			1			1		
		F																							
DISORDERLY CONDUCT	24	M		2							1	1					2			6			10		
		F	1				1		1						1					4					
VAGRANCY	25	M																							
		F																							
ALL OTHER	26	M						4	1	3	8	4	1		2	1		1	25	1		32			
		F						1		4	2					1			8						
SUSPICION	27	M																							
		F																							
HUMAN TRAFFICKING/COMMERCIAL SEX ACTS	30	M																							
		F																							
HUMAN TRAFFICKING/INVOLUNTARY SERVITUDE	31	M																							
		F																							
TOTAL BY SEX		M	2	6	3	1	1	5	5	28	30	25	7	1	10	7	2	1	134	1		184	1		
		F	2				1	7	4	16	6	4	7	3	1	1			52						
<b>GRAND TOTAL</b>			4	6	3	1	2	12	9	44	36	29	14	4	11	8	2	1	186	1		184	1		

RETURN A - MONTHLY RETURN OF OFFENSES KNOWN TO POLICE

(1) Classification of Offense	(2) Offenses Reported	(3) Unfounded Offenses	(4) Actual Offenses	(5) Offenses Cleared	(6) Juveniles Only
CRIMINAL HOMICIDE					
MURDER/NONNEG MANSLAUGHTER	2		2	1	
MANSLAUGHTER BY NEGLIGENCE					
TOTAL	2		2	1	
RAPE					
RAPE	107	13	94	27	
ATTEMPTS TO COMMIT RAPE				1	
TOTAL	107	13	94	28	
ROBBERY					
FIREARM	3		3	3	
KNIFE/CUTTING INSTRUMENT					
OTHER DANGEROUS WEAPON					
STRONG-ARM (HANDS, FISTS)	2		2	2	1
TOTAL	5		5	5	1
ASSAULT					
FIREARM	1	1			
KNIFE OR CUTTING INSTRUMENT	9	1	8	7	
OTHER DANGEROUS WEAPON					
HANDS, FIST, FEET, AGGRAVATED	55		55	45	1
OTHER ASSAULTS - SIMPLE	235	5	230	180	10
TOTAL	300	7	293	232	11
BURGLARY					
FORCIBLE ENTRY	8		8	5	
UNLAWFUL ENTRY - NO FORCE					
ATTEMPTED FORCIBLE ENTRY					
TOTAL	8		8	5	
LARCENY-THEFT					
THEFT (EX MOTOR VEHICLE)	60	4	56	19	2
TOTAL	60	4	56	19	2
MOTOR VEHICLE THEFT					
AUTOS	9	1	8	4	1
TRUCKS AND BUSES					
OTHER VEHICLES					
TOTAL	9	1	8	4	1
<b>GRAND TOTAL</b>	<b>491</b>	<b>25</b>	<b>466</b>	<b>294</b>	<b>15</b>

PROPERTY STOLEN BY CLASSIFICATION

CLASSIFICATION OF OFFENSES	NUMBER ACTUAL OFFENSES	VALUE OF PROPERTY STOLEN
MURDER/NONNEG MANSLAUGHTER	2	
RAPE	94	
ROBBERY		
HIGHWAY (STREET, ALLEYS, ETC.)		
COMMERCIAL HOUSE		
GAS OR SERVICE STATION		
CONVENIENCE STORE	3	
RESIDENCE	2	
BANK		
MISCELLANEOUS		
TOTAL ROBBERY	5	
BURGLARY		
RESIDENCE (DWELLING)		
NIGHT (6PM-6AM)	5	
DAY (6AM-6PM)		
UNKNOWN		
NON-RESIDENCE (STORE ETC.)		
NIGHT (6PM-6AM)		
DAY (6AM-6PM)		
UNKNOWN	3	
TOTAL BURGLARY	8	
LARCENY-THEFT		
\$200 AND OVER	2	\$ 1,480
\$50 TO \$200	1	\$ 100
UNDER \$50	53	\$ 61
TOTAL	56	\$ 1,641
6X. NATURE OF LARCENIES UNDER ITEM 6		
POCKET-PICKING		
PURSE-SNATCHING		
SHOPLIFTING		
FROM MOTOR VEHICLE		
MOTOR VEHICLE PARTS & ACCESSORIES		
BICYCLES		
FROM BUILDING(EX C&H)		
FROM COIN-OP MACHINES		
ALL OTHER	56	\$ 1,641
TOTAL LARCENY	56	\$ 1,641
MOTOR VEHICLE THEFT	8	
STOLEN & RECOVERED LOCALLY	8	
STOLEN LOCALLY & RECOVERED OTHER		
TOTAL STOLEN OTHER & RECOVERED LOCAL	8	
STOLEN IN OTHER JURIS & RECOVERED LOCALLY		
TOTAL MOTOR VEHICLE THEFT	8	
<b>GRAND TOTAL</b>	<b>173</b>	<b>\$ 1,641</b>



PROPERTY BY TYPE AND VALUE

Type of Property (1)	Monetary Value of Property Stolen in Your Jurisdiction	
	STOLEN (2)	RECOVERED (3)
CURRENCY, NOTES, ETC.		
JEWELRY & PRECIOUS METALS		
CLOTHING AND FURS		
LOCALLY STOLEN MOTOR VEHICLE		
OFFICE EQUIPMENT		
TV, RADIOS, CAMERAS, ETC.		
FIREARMS	\$ 980	
HOUSEHOLD GOODS		
CONSUMABLE GOODS		
LIVESTOCK		
MISCELLANEOUS	\$ 661	
<b>GRAND TOTAL</b>	<b>\$ 1,641</b>	

AGE, SEX AND RACE OF PERSONS ARRESTED  
18 Years of age and over

CLASSIFICATIONS OF OFFENSES	UCR	SEX	AGE													TOT	RACE							
			18	19	20	21	22	23	24	25-29	30-34	35-39	40-44	45-49	50-54		55-59	60-64	65 OV	WHT	BLK	IND	ASN	PAC
MURDER/NONNEG MANSLAUGHTER	01A	M									1									1				
		F																						
MANSLAUGHTER BY NEGLIGENCE	01B	M																						
		F																						
RAPE	02	M		3				1			2			2		2	2			12	2		11	
		F									1									1				
ROBBERY	03	M			1							1							2			3		
		F											1						1					
AGGRAVATED ASSAULT	04	M	1	1	1	2	1	2	1	3	7	8	1	4	1	2		1	36	4		46	1	
		F			1		2			2	5	3	2						15					
BURGLARY	05	M							1										1			3		
		F								1			1						2					
LARCENY	06	M	1	1		1				1	1			1		1			7	2	1	10		
		F			1		1				1			1	1			1	6					
MOTOR VEHICLE THEFT	07	M									2		1						3			4		
		F								1									1					
OTHER ASSAULTS	08	M	1	3	4	2	3	3	6	17	14	29	10	8	2	3	3	1	109	5	1	163	1	
		F	1	2	3	3	1	3	2	15	8	12	4	1		1	2	3	61					
ARSON	09	M											1						1			3		
		F								1	1								2					
FORGERY	10	M																						
		F																						
FRAUD	11	M																						
		F																						
EMBEZZLEMENT	12	M																						
		F																						
STOLEN PROPERTY	13	M																						
		F																						
VANDALISM	14	M																						
		F																						
WEAPONS	15	M										1							1			1		
		F																						
PROSTITUTION AND COMMERCIALIZED VICE	16	M																						
		F																						
PROSTITUTION	16a	M																						
		F																						

AGE, SEX AND RACE OF PERSONS ARRESTED  
18 Years of age and over

CLASSIFICATIONS OF OFFENSES	UCR	SEX	AGE														TOT	RACE						
			18	19	20	21	22	23	24	25-29	30-34	35-39	40-44	45-49	50-54	55-59		60-64	65 OV	WHT	BLK	IND	ASN	PAC
ASSISTING OR PROMOTING PROSTITUTION	16b	M																						
		F																						
PURCHASING PROSTITUTION	16c	M																						
		F																						
SEX OFFENSES	17	M								1							1				2			
		F																						
DRUG/SALE/MAN	180	M																						
		F																						
NARCOTICS	180a	M																						
		F																						
MARIJUANA	180b	M																						
		F																						
SYNTHETIC NARC	180c	M																						
		F																						
OTHER/NON-NARC	180d	M																						
		F																						
DRUG/POSSESSION	185	M																						
		F																						
NARCOTICS	185e	M																						
		F																						
MARIJUANA	185f	M																						
		F																						
SYNTHETIC NARC	185g	M																						
		F																						
OTHER/NON-NARC	185h	M																						
		F																						
GAMBLING	19	M																						
		F																						
BOOKMAKING	19a	M																						
		F																						
NUMBERS	19b	M																						
		F																						
OTHER GAMBLING	19c	M																						
		F																						
FAMILY/CHILD	20	M				2	1	1	1	2		1	1		1	1	1			12	5	17		
		F						1			4	1	2	1		1				10				

AGE, SEX AND RACE OF PERSONS ARRESTED  
18 Years of age and over

CLASSIFICATIONS OF OFFENSES	UCR	SEX	AGE														TOT	RACE						
			18	19	20	21	22	23	24	25-29	30-34	35-39	40-44	45-49	50-54	55-59		60-64	65 OV	WHT	BLK	IND	ASN	PAC
			DRIVING INFLUENCE	21	M								1	3	1	1					1	1	8	3
		F		1			1	1	1	1			1	1					7					
LIQUOR LAWS	22	M				1	1				1	1					1		5			6		
		F				1													1					
DRUNKENNESS	23	M																				2		
		F			1					1									2					
DISORDERLY CONDUCT	24	M		1		3	5	2		6	7	7	1	1	3	3	3	2	44	3		79		
		F			11	2		1		5	7	6	5	1					38					
VAGRANCY	25	M																						
		F																						
ALL OTHER	26	M	5	16	6	7	10	1	4	34	37	37	19	15	5	9	14	9	228	10	5	369		
		F	6	3	9	3	8	3	5	34	35	22	12	4	3	3	3	3	156					
SUSPICION	27	M																						
		F																						
HUMAN TRAFFICKING/COMMERCIAL SEX ACTS	30	M																						
		F																						
HUMAN TRAFFICKING/INVOLUNTARY SERVITUDE	31	M																						
		F																						
TOTAL BY SEX		M	8	25	12	18	21	10	13	66	74	86	35	31	12	21	26	14	472	34	7	732	2	
		F	7	6	26	9	13	9	8	61	62	44	29	9	3	5	6	6	303					
GRAND TOTAL			15	31	38	27	34	19	21	127	136	130	64	40	15	26	32	20	775	34	7	732	2	

AGE, SEX AND RACE OF PERSONS ARRESTED  
under 18 Years of age

CLASSIFICATIONS OF OFFENSES	UCR	SEX	AGE						TOT	RACE				
			Under 10	10-12	13-14	15	16	17		WHT	BLK	IND	ASN	PAC
MURDER/NONNEG MANSLAUGHTER	01A	M												
		F												
MANSLAUGHTER BY NEGLIGENCE	01B	M												
		F												
RAPE	02	M				1			1			1		
		F												
ROBBERY	03	M												
		F												
AGGRAVATED ASSAULT	04	M			1				1			1		
		F												
BURGLARY	05	M												
		F												
LARCENY	06	M					1		1			1		
		F												
MOTOR VEHICLE THEFT	07	M												
		F												
OTHER ASSAULTS	08	M	1	3					4	1		5		
		F						2	2					
ARSON	09	M												
		F												
FORGERY	10	M												
		F												
FRAUD	11	M												
		F												
EMBEZZLEMENT	12	M												
		F												
STOLEN PROPERTY	13	M												
		F												
VANDALISM	14	M												
		F												
WEAPONS	15	M												
		F												
PROSTITUTION	16	M												
		F												
PROSTITUTION	16a	M												
		F												

AGE, SEX AND RACE OF PERSONS ARRESTED  
under 18 Years of age

CLASSIFICATIONS OF OFFENSES	UCR	SEX	AGE						TOT	RACE				
			Under 10	10-12	13-14	15	16	17		WHT	BLK	IND	ASN	PAC
ASSISTING OR PROMOTING PROSTITUTION	16b	M												
		F												
PURCHASING PROSTITUTION	16c	M												
		F												
SEX OFFENSES	17	M												
		F												
<b>DRUG/SALE/MAN</b>	180	M												
		F												
NARCOTICS	180a	M												
		F												
MARIJUANA	180b	M												
		F												
SYNTHETIC NARC	180c	M												
		F												
OTHER/NON-NARC	180d	M												
		F												
<b>DRUG/POSSESSION</b>	185	M												
		F												
NARCOTICS	185e	M												
		F												
MARIJUANA	185f	M												
		F												
SYNTHETIC NARC	185g	M												
		F												
OTHER/NON-NARC	185h	M												
		F												
<b>GAMBLING</b>	19	M												
		F												
BOOKMAKING	19a	M												
		F												
NUMBERS	19b	M												
		F												
OTHER GAMBLING	19c	M												
		F												
FAMILY/CHILD	20	M												
		F												

AGE, SEX AND RACE OF PERSONS ARRESTED  
under 18 Years of age

CLASSIFICATIONS OF OFFENSES	UCR	SEX	AGE						TOT	RACE									
			Under 10	10-12	13-14	15	16	17		WHT	BLK	IND	ASN	PAC					
			DRIVING INFLUENCE	21	M														
		F																	
LIQUOR LAWS	22	M																	
		F																	
DRUNKENNESS	23	M																	
		F																	
DISORDERLY CONDUCT	24	M			2				2				2						
		F																	
VAGRANCY	25	M																	
		F																	
ALL OTHER	26	M								2			2						
		F					3	1	4										
SUSPICION	27	M																	
		F																	
CURFEW	28	M																	
		F																	
RUN-AWAYS	29	M																	
		F																	
HUMAN TRAFFICKING/COMMERCIAL SEX ACTS	30	M																	
		F																	
HUMAN TRAFFICKING/INVOLUNTARY SERVITUDE	31	M																	
		F																	
TOTAL BY SEX		M	1	3	3	1	1		9	3			12						
		F					3	3	6										
GRAND TOTAL			1	3	3	1	4	3	15	3			12						

RETURN A - MONTHLY RETURN OF OFFENSES KNOWN TO POLICE

(1) Classification of Offense	(2) Offenses Reported	(3) Unfounded Offenses	(4) Actual Offenses	(5) Offenses Cleared	(6) Juveniles Only
CRIMINAL HOMICIDE					
MURDER/NONNEG MANSLAUGHTER					
MANSLAUGHTER BY NEGLIGENCE					
TOTAL					
RAPE					
RAPE	1		1	1	
ATTEMPTS TO COMMIT RAPE					
TOTAL	1		1	1	
ROBBERY					
FIREARM					
KNIFE/CUTTING INSTRUMENT					
OTHER DANGEROUS WEAPON					
STRONG-ARM (HANDS, FISTS)	1		1		
TOTAL	1		1		
ASSAULT					
FIREARM	7	1	6	5	
KNIFE OR CUTTING INSTRUMENT					
OTHER DANGEROUS WEAPON	4	1	3	2	1
HANDS, FIST, FEET, AGGRAVATED	4	1	3		
OTHER ASSAULTS - SIMPLE	24	5	19	10	
TOTAL	39	8	31	17	1
BURGLARY					
FORCIBLE ENTRY	6		6		
UNLAWFUL ENTRY - NO FORCE	2	1	1		
ATTEMPTED FORCIBLE ENTRY	1		1		
TOTAL	9	1	8		
LARCENY-THEFT					
THEFT (EX MOTOR VEHICLE)	42	4	38	4	
TOTAL	42	4	38	4	
MOTOR VEHICLE THEFT					
AUTOS	7	1	6	1	
TRUCKS AND BUSES	1		1		
OTHER VEHICLES	3		3		
TOTAL	11	1	10	1	
<b>GRAND TOTAL</b>	<b>103</b>	<b>14</b>	<b>89</b>	<b>23</b>	<b>1</b>



## PROPERTY STOLEN BY CLASSIFICATION

CLASSIFICATION OF OFFENSES	NUMBER ACTUAL OFFENSES	VALUE OF PROPERTY STOLEN
MURDER/NONNEG MANSLAUGHTER		
RAPE	1	
ROBBERY		
HIGHWAY (STREET, ALLEYS, ETC.)		
COMMERCIAL HOUSE		
GAS OR SERVICE STATION		
CONVENIENCE STORE		
RESIDENCE		
BANK		
MISCELLANEOUS	1	\$ 20
TOTAL ROBBERY	1	\$ 20
BURGLARY		
RESIDENCE (DWELLING)		
NIGHT (6PM-6AM)	2	
DAY (6AM-6PM)	1	
UNKNOWN	1	
NON-RESIDENCE (STORE ETC.)		
NIGHT (6PM-6AM)	1	
DAY (6AM-6PM)	2	
UNKNOWN	1	\$ 309
TOTAL BURGLARY	8	\$ 309
LARCENY-THEFT		
\$200 AND OVER	8	\$ 52,251
\$50 TO \$200	10	\$ 930
UNDER \$50	20	\$ 313
TOTAL	38	\$ 53,494
6X. NATURE OF LARCENIES UNDER ITEM 6		
POCKET-PICKING		
PURSE-SNATCHING		
SHOPLIFTING	12	\$ 303
FROM MOTOR VEHICLE	3	\$ 651
MOTOR VEHICLE PARTS & ACCESSORIES	1	\$ 50
BICYCLES	2	\$ 1,105
FROM BUILDING(EX C&H)	8	\$ 37,293
FROM COIN-OP MACHINES		
ALL OTHER	12	\$ 14,092
TOTAL LARCENY	38	\$ 53,494
MOTOR VEHICLE THEFT	10	\$ 42,302
STOLEN & RECOVERED LOCALLY	5	
STOLEN LOCALLY & RECOVERED OTHER		
TOTAL STOLEN OTHER & RECOVERED LOCAL	5	
STOLEN IN OTHER JURIS & RECOVERED LOCALLY		
TOTAL MOTOR VEHICLE THEFT	10	\$ 42,302
<b>GRAND TOTAL</b>	<b>58</b>	<b>\$ 96,125</b>

PROPERTY BY TYPE AND VALUE

Type of Property (1)	Monetary Value of Property Stolen in Your Jurisdiction	
	STOLEN (2)	RECOVERED (3)
CURRENCY, NOTES, ETC.	\$ 30,750	
JEWELRY & PRECIOUS METALS		
CLOTHING AND FURS	\$ 120	
LOCALLY STOLEN MOTOR VEHICLE	\$ 42,002	\$ 45,003
OFFICE EQUIPMENT	\$ 525	\$ 150
TV, RADIOS, CAMERAS, ETC.		
FIREARMS	\$ 250	
HOUSEHOLD GOODS	\$ 446	
CONSUMABLE GOODS	\$ 333	\$ 86
LIVESTOCK		
MISCELLANEOUS	\$ 21,699	
<b>GRAND TOTAL</b>	<b>\$ 96,125</b>	<b>\$ 45,239</b>

LAW ENFORCEMENT OFFICERS KILLED OR ASSAULTED

Type of activity	Total assaults by weapon	Type of Weapon				Type of Assignment						Officer assaults cleared	
		Firearm	Knife or other cutting instrument	Other dangerous weapon	Hands, fists, feet, etc.	Two-officer vehicle	One-officer vehicle		Detective or special assign.		Other		
							Alone	Asst	Alone	Ast	Alone		Asst
A	B	C	D	E	F	G	H	I	J	K	L	M	
1. Responding to disturbance calls (family quarrels, person with firearm, etc.)													
2. Burglaries in progress or pursuing burglary suspects													
3. Robberies in progress or pursuing robbery suspects													
4. Attempting other arrests													
5. Civil disorder (riot, mass disobedience, etc.)													
6. Handling, transporting, custody of prisoners													
7. Investigating suspicious persons or circumstances													
8. Ambush – no warning													
9. Mentally deranged													
10. Traffic pursuits and stops													
11. All other	1				1		1						1
<b>12. TOTAL (1-11)</b>	<b>1</b>				<b>1</b>		<b>1</b>						<b>1</b>
13. Number with person injury	1				1								
14. Number without personal injury													

15. Time of assaults	12 AM	2 AM	4 AM	6 AM	8 AM	10 AM	NOON	2 PM	4 PM	6 PM	8 PM	10 PM	UNK
										1			

AGE, SEX AND RACE OF PERSONS ARRESTED  
18 Years of age and over

CLASSIFICATIONS OF OFFENSES	UCR	SEX	AGE													TOT	RACE							
			18	19	20	21	22	23	24	25-29	30-34	35-39	40-44	45-49	50-54		55-59	60-64	65 OV	WHT	BLK	IND	ASN	PAC
MURDER/NONNEG MANSLAUGHTER	01A	M																						
		F																						
MANSLAUGHTER BY NEGLIGENCE	01B	M																						
		F																						
RAPE	02	M												1						1				
		F																						
ROBBERY	03	M																						
		F																						
AGGRAVATED ASSAULT	04	M		1										1						2				
		F																						
BURGLARY	05	M																						
		F																						
LARCENY	06	M							1								1					3		
		F			1																1			
MOTOR VEHICLE THEFT	07	M										1		1							2			
		F																						
OTHER ASSAULTS	08	M			1	1			1			1							1		5		6	
		F						1			1	2			1		1				6			
ARSON	09	M																						
		F																						
FORGERY	10	M																						
		F																						
FRAUD	11	M																						
		F																						
EMBEZZLEMENT	12	M																						
		F																						
STOLEN PROPERTY	13	M																						
		F																						
VANDALISM	14	M						1			2										3	2	1	
		F																						
WEAPONS	15	M							1												1	1		
		F																						
PROSTITUTION AND COMMERCIALIZED VICE	16	M																						
		F																						
PROSTITUTION	16a	M																						
		F																						

AGE, SEX AND RACE OF PERSONS ARRESTED  
18 Years of age and over

CLASSIFICATIONS OF OFFENSES	UCR	SEX	AGE														TOT	RACE						
			18	19	20	21	22	23	24	25-29	30-34	35-39	40-44	45-49	50-54	55-59		60-64	65 OV	WHT	BLK	IND	ASN	PAC
ASSISTING OR PROMOTING PROSTITUTION	16b	M																						
		F																						
PURCHASING PROSTITUTION	16c	M																						
		F																						
SEX OFFENSES	17	M																						
		F																						
DRUG/SALE/MAN	180	M										1									1			
		F																						
NARCOTICS	180a	M										1									1			
		F																						
MARIJUANA	180b	M																						
		F																						
SYNTHETIC NARC	180c	M																						
		F																						
OTHER/NON-NARC	180d	M																						
		F																						
DRUG/POSSESSION	185	M										1	1								2	3		
		F			1																1			
NARCOTICS	185e	M										1	1								2	2		
		F																						
MARIJUANA	185f	M																			1			
		F			1																1			
SYNTHETIC NARC	185g	M																						
		F																						
OTHER/NON-NARC	185h	M																						
		F																						
GAMBLING	19	M																						
		F																						
BOOKMAKING	19a	M																						
		F																						
NUMBERS	19b	M																						
		F																						
OTHER GAMBLING	19c	M																						
		F																						
FAMILY/CHILD	20	M																						
		F																						

AGE, SEX AND RACE OF PERSONS ARRESTED  
18 Years of age and over

CLASSIFICATIONS OF OFFENSES	UCR	SEX	AGE													TOT	RACE										
			18	19	20	21	22	23	24	25-29	30-34	35-39	40-44	45-49	50-54		55-59	60-64	65 OV	WHT	BLK	IND	ASN	PAC			
DRIVING INFLUENCE	21	M				1	1	1				2					1		1			7	7	1	2		
		F										1	2										3				
LIQUOR LAWS	22	M																									
		F																									
DRUNKENNESS	23	M																									
		F																									
DISORDERLY CONDUCT	24	M																									
		F																									
VAGRANCY	25	M																									
		F																									
ALL OTHER	26	M									1	1	3	1	1			1				8	7	2	3	1	
		F									1	2							1	1			5				
SUSPICION	27	M																									
		F																									
HUMAN TRAFFICKING/COMMERCIAL SEX ACTS	30	M																									
		F																									
HUMAN TRAFFICKING/INVOLUNTARY SERVITUDE	31	M																									
		F																									
TOTAL BY SEX		M		1	1	2	1	3	2	5	5	5	3	2	1	2	1					34	30	4	15	1	
		F			2			2		4	4			1		2	1					16					
GRAND TOTAL				1	3	2	1	5	2	9	9	5	3	3	1	4	2					50	30	4	15	1	

AGE, SEX AND RACE OF PERSONS ARRESTED  
under 18 Years of age

CLASSIFICATIONS OF OFFENSES	UCR	SEX	AGE							TOT	RACE					
			Under 10	10-12	13-14	15	16	17	WHT		BLK	IND	ASN	PAC		
MURDER/NONNEG MANSLAUGHTER	01A	M														
		F														
MANSLAUGHTER BY NEGLIGENCE	01B	M														
		F														
RAPE	02	M														
		F														
ROBBERY	03	M														
		F														
AGGRAVATED ASSAULT	04	M									2					
		F			2				2							
BURGLARY	05	M														
		F														
LARCENY	06	M														
		F														
MOTOR VEHICLE THEFT	07	M														
		F														
OTHER ASSAULTS	08	M						1	1	1	1					
		F			1				1							
ARSON	09	M														
		F														
FORGERY	10	M														
		F														
FRAUD	11	M														
		F														
EMBEZZLEMENT	12	M														
		F														
STOLEN PROPERTY	13	M														
		F														
VANDALISM	14	M				1			1	1	1					
		F														
WEAPONS	15	M														
		F														
PROSTITUTION	16	M														
		F														
PROSTITUTION	16a	M														
		F														

AGE, SEX AND RACE OF PERSONS ARRESTED  
under 18 Years of age

CLASSIFICATIONS OF OFFENSES	UCR	SEX	AGE						TOT	RACE				
			Under 10	10-12	13-14	15	16	17		WHT	BLK	IND	ASN	PAC
			ASSISTING OR PROMOTING PROSTITUTION	16b	M									
		F												
PURCHASING PROSTITUTION	16c	M												
		F												
SEX OFFENSES	17	M						1	1		1			
		F												
<b>DRUG/SALE/MAN</b>	180	M												
		F												
NARCOTICS	180a	M												
		F												
MARIJUANA	180b	M												
		F												
SYNTHETIC NARC	180c	M												
		F												
OTHER/NON-NARC	180d	M												
		F												
<b>DRUG/POSSESSION</b>	185	M												
		F												
NARCOTICS	185e	M												
		F												
MARIJUANA	185f	M												
		F												
SYNTHETIC NARC	185g	M												
		F												
OTHER/NON-NARC	185h	M												
		F												
<b>GAMBLING</b>	19	M												
		F												
BOOKMAKING	19a	M												
		F												
NUMBERS	19b	M												
		F												
OTHER GAMBLING	19c	M												
		F												
FAMILY/CHILD	20	M												
		F												



AGE, SEX AND RACE OF PERSONS ARRESTED  
under 18 Years of age

CLASSIFICATIONS OF OFFENSES	UCR	SEX	AGE						TOT	RACE									
			Under 10	10-12	13-14	15	16	17		WHT	BLK	IND	ASN	PAC					
			DRIVING INFLUENCE	21	M														
		F																	
LIQUOR LAWS	22	M																	
		F																	
DRUNKENNESS	23	M																	
		F																	
DISORDERLY CONDUCT	24	M																	
		F																	
VAGRANCY	25	M																	
		F																	
ALL OTHER	26	M																	
		F																	
SUSPICION	27	M																	
		F																	
CURFEW	28	M																	
		F																	
RUN-AWAYS	29	M																	
		F																	
HUMAN TRAFFICKING/COMMERCIAL SEX ACTS	30	M																	
		F																	
HUMAN TRAFFICKING/INVOLUNTARY SERVITUDE	31	M																	
		F																	
TOTAL BY SEX		M					1		2	3	4	2							
		F			3					3									
GRAND TOTAL					3	1		2	6	4	2								

MONTHLY RETURN OF ARSON OFFENSES KNOWN TO LAW ENFORCEMENT

1 PROPERTY CLASSIFICATION	2 Offenses Reported or Known to Police (Include Unfounded and attempts)	3 Unfounded, i.e. False or Baseless Complaints	4 Number of Actual Offenses (Column 2 Minus Column 3) (Include Attempts)	5 Total Offenses Cleared by Arrest or Exceptional Means (Include Column 6)	6 Number of Clearances Involving Only Persons Under 18 Years of Age	7 Offenses Where Structures Uninhabited, Abandoned, or not Normally in Use	8 Estimated Value of Property Damage
STRUCTURAL							
A. Single Occupancy Residential: Houses, Townhouses, Duplexes, etc.							
B. Other Residential: Apartments, Tenements, Flats, Hotels, Motels, Inns, Dormitories, Boarding Houses, etc.							
C. Storage: Barns, Garages, Warehouses, etc.							
D. Industrial/Manufacturing:							
E. Other Commercial: Stores, Restaurants, Offices, etc.							
F. Community/Public: Churches, Jails, Schools, Colleges, Hospitals, etc.							
G. All Other Structure: Out Buildings, Monuments, Buildings Under Constructions, etc.	1		1				\$550
<b>TOTAL STRUCTURAL</b>	<b>1</b>		<b>1</b>				<b>\$550</b>
MOBILE							
H. Motor Vehicles: Automobiles, Trucks, Buses, Motorcycles, etc. UCR Definition							
I. Other Mobile Property: Trailers, Recreational Vehicles, Airplanes, Boats, etc.							
<b>TOTAL MOBILE</b>							
OTHER							
J. TOTAL OTHER Crops, Timber, Fences, Signs, etc.							
<b>TOTAL OTHER</b>							
<b>GRAND TOTAL</b>	<b>1</b>		<b>1</b>				<b>\$550</b>

RETURN A - MONTHLY RETURN OF OFFENSES KNOWN TO POLICE

(1) Classification of Offense	(2) Offenses Reported	(3) Unfounded Offenses	(4) Actual Offenses	(5) Offenses Cleared	(6) Juveniles Only
CRIMINAL HOMICIDE					
MURDER/NONNEG MANSLAUGHTER	1		1	1	
MANSLAUGHTER BY NEGLIGENCE					
TOTAL	1		1	1	
RAPE					
RAPE	17	3	14	2	1
ATTEMPTS TO COMMIT RAPE	5	2	3		
TOTAL	22	5	17	2	1
ROBBERY					
FIREARM					
KNIFE/CUTTING INSTRUMENT					
OTHER DANGEROUS WEAPON					
STRONG-ARM (HANDS, FISTS)					
TOTAL					
ASSAULT					
FIREARM	6		6	3	
KNIFE OR CUTTING INSTRUMENT	5		5	4	
OTHER DANGEROUS WEAPON	23		23	13	1
HANDS, FIST, FEET, AGGRAVATED	74		74	46	3
OTHER ASSAULTS - SIMPLE	96		96	57	5
TOTAL	204		204	123	9
BURGLARY					
FORCIBLE ENTRY	12		12	3	1
UNLAWFUL ENTRY - NO FORCE	5		5	1	1
ATTEMPTED FORCIBLE ENTRY					
TOTAL	17		17	4	2
LARCENY-THEFT					
THEFT (EX MOTOR VEHICLE)	26		26		
TOTAL	26		26		
MOTOR VEHICLE THEFT					
AUTOS	3		3	2	1
TRUCKS AND BUSES	1		1		
OTHER VEHICLES	6		6	1	1
TOTAL	10		10	3	2
<b>GRAND TOTAL</b>	<b>280</b>	<b>5</b>	<b>275</b>	<b>133</b>	<b>14</b>

PROPERTY STOLEN BY CLASSIFICATION

CLASSIFICATION OF OFFENSES	NUMBER ACTUAL OFFENSES	VALUE OF PROPERTY STOLEN
MURDER/NONNEG MANSLAUGHTER	1	
RAPE	17	
ROBBERY		
HIGHWAY (STREET, ALLEYS, ETC.)		
COMMERCIAL HOUSE		
GAS OR SERVICE STATION		
CONVENIENCE STORE		
RESIDENCE		
BANK		
MISCELLANEOUS		
TOTAL ROBBERY		
BURGLARY		
RESIDENCE (DWELLING)		
NIGHT (6PM-6AM)	6	\$ 104,210
DAY (6AM-6PM)	5	\$ 400
UNKNOWN	1	
NON-RESIDENCE (STORE ETC.)		
NIGHT (6PM-6AM)	3	\$ 60
DAY (6AM-6PM)	2	\$ 3,630
UNKNOWN		
TOTAL BURGLARY	17	\$ 108,300
LARCENY-THEFT		
\$200 AND OVER	23	\$ 31,740
\$50 TO \$200	2	\$ 127
UNDER \$50	1	\$ 50
TOTAL	26	\$ 31,917
6X. NATURE OF LARCENIES UNDER ITEM 6		
POCKET-PICKING		
PURSE-SNATCHING		
SHOPLIFTING	3	\$ 1,357
FROM MOTOR VEHICLE	1	\$ 2,000
MOTOR VEHICLE PARTS & ACCESSORIES		
BICYCLES	1	
FROM BUILDING(EX C&H)	3	\$ 2,669
FROM COIN-OP MACHINES		
ALL OTHER	18	\$ 25,891
TOTAL LARCENY	26	\$ 31,917
MOTOR VEHICLE THEFT	10	\$ 72,500
STOLEN & RECOVERED LOCALLY	3	
STOLEN LOCALLY & RECOVERED OTHER		
TOTAL STOLEN OTHER & RECOVERED LOCAL	3	
STOLEN IN OTHER JURIS & RECOVERED LOCALLY		
TOTAL MOTOR VEHICLE THEFT	10	\$ 72,500
<b>GRAND TOTAL</b>	<b>71</b>	<b>\$ 212,717</b>

PROPERTY BY TYPE AND VALUE

Type of Property (1)	Monetary Value of Property Stolen in Your Jurisdiction	
	STOLEN (2)	RECOVERED (3)
CURRENCY, NOTES, ETC.	\$ 16,724	
JEWELRY & PRECIOUS METALS	\$ 64,919	\$ 63,300
CLOTHING AND FURS	\$ 362	\$ 262
LOCALLY STOLEN MOTOR VEHICLE	\$ 72,500	\$ 75,500
OFFICE EQUIPMENT	\$ 2,620	
TV, RADIOS, CAMERAS, ETC.	\$ 40,010	\$ 200
FIREARMS	\$ 1,700	\$ 700
HOUSEHOLD GOODS	\$ 250	
CONSUMABLE GOODS	\$ 1,207	
LIVESTOCK		
MISCELLANEOUS	\$ 12,425	\$ 6,335
<b>GRAND TOTAL</b>	<b>\$ 212,717</b>	<b>\$ 146,297</b>

LAW ENFORCEMENT OFFICERS KILLED OR ASSAULTED

Type of activity	Total assaults by weapon	Type of Weapon				Type of Assignment							Officer assaults cleared
		Firearm	Knife or other cutting instrument	Other dangerous weapon	Hands, fists, feet, etc.	Two-officer vehicle	One-officer vehicle		Detective or special assign.		Other		
							Alone	Asst	Alone	Ast	Alone	Asst	
A	B	C	D	E	F	G	H	I	J	K	L	M	
1. Responding to disturbance calls (family quarrels, person with firearm, etc.	6			1	5	3	2	1					6
2. Burglaries in progress or pursuing burglary suspects													
3. Robberies in progress or pursuing robbery suspects													
4. Attempting other arrests	1				1	1							1
5. Civil disorder (riot, mass disobedience, etc.)													
6. Handling, transporting, custody of prisoners													
7. Investigating suspicious persons or circumstances	2	1			1	1	1						2
8. Ambush – no warning													
9. Mentally deranged													
10. Traffic pursuits and stops													
11. All other	2				2	2							2
<b>12. TOTAL (1-11)</b>	<b>11</b>	<b>1</b>		<b>1</b>	<b>9</b>	<b>7</b>	<b>3</b>	<b>1</b>					<b>11</b>
13. Number with person injury	5			1	4								
14. Number without personal injury	6	1			5								
15. Time of assaults	12 AM	2 AM	4 AM	6 AM	8 AM	10 AM	NOON	2 PM	4 PM	6 PM	8 PM	10 PM	UNK
	3				1			1	2		2	2	

AGE, SEX AND RACE OF PERSONS ARRESTED  
18 Years of age and over

CLASSIFICATIONS OF OFFENSES	UCR	SEX	AGE														TOT	RACE						
			18	19	20	21	22	23	24	25-29	30-34	35-39	40-44	45-49	50-54	55-59		60-64	65 OV	WHT	BLK	IND	ASN	PAC
MURDER/NONNEG MANSLAUGHTER	01A	M																						
		F																						
MANSLAUGHTER BY NEGLIGENCE	01B	M																						
		F																						
RAPE	02	M									1										1			
		F																						
ROBBERY	03	M																						
		F																						
AGGRAVATED ASSAULT	04	M	2	2	3		1	1	1	7	13	7	5	4	1	2	1			50	1		64	1
		F	1			1	1	1	1	1	4	3	1	1	1					16				
BURGLARY	05	M							1			1								2			3	
		F											1							1				
LARCENY	06	M																						
		F																						
MOTOR VEHICLE THEFT	07	M		1																1			1	
		F																						
OTHER ASSAULTS	08	M	2	3				1	2	10	9	4	2	4	3	1	1			42	1		52	1
		F	2			1				1	5	1	2							12				
ARSON	09	M																						
		F																						
FORGERY	10	M																						
		F																						
FRAUD	11	M																						
		F																						
EMBEZZLEMENT	12	M																						
		F																						
STOLEN PROPERTY	13	M																						
		F																						
VANDALISM	14	M								1	3	2				1				7			9	
		F	1								1									2				
WEAPONS	15	M								1	1			1						3			3	
		F																						
PROSTITUTION AND COMMERCIALIZED VICE	16	M																						
		F																						
PROSTITUTION	16a	M																						
		F																						

AGE, SEX AND RACE OF PERSONS ARRESTED  
18 Years of age and over

CLASSIFICATIONS OF OFFENSES	UCR	SEX	AGE													TOT	RACE							
			18	19	20	21	22	23	24	25-29	30-34	35-39	40-44	45-49	50-54		55-59	60-64	65 OV	WHT	BLK	IND	ASN	PAC
ASSISTING OR PROMOTING PROSTITUTION	16b	M																						
		F																						
PURCHASING PROSTITUTION	16c	M																						
		F																						
SEX OFFENSES	17	M							1												1			
		F																						
DRUG/SALE/MAN	180	M																						
		F																						
NARCOTICS	180a	M																						
		F																						
MARIJUANA	180b	M																						
		F																						
SYNTHETIC NARC	180c	M																						
		F																						
OTHER/NON-NARC	180d	M																						
		F																						
DRUG/POSSESSION	185	M											1								1			
		F																						
NARCOTICS	185e	M																						
		F																						
MARIJUANA	185f	M																						
		F																						
SYNTHETIC NARC	185g	M											1								1			
		F																						
OTHER/NON-NARC	185h	M																						
		F																						
GAMBLING	19	M																						
		F																						
BOOKMAKING	19a	M																						
		F																						
NUMBERS	19b	M																						
		F																						
OTHER GAMBLING	19c	M																						
		F																						
FAMILY/CHILD	20	M																						
		F																						



AGE, SEX AND RACE OF PERSONS ARRESTED  
18 Years of age and over

CLASSIFICATIONS OF OFFENSES	UCR	SEX	AGE														TOT	RACE						
			18	19	20	21	22	23	24	25-29	30-34	35-39	40-44	45-49	50-54	55-59		60-64	65 OV	WHT	BLK	IND	ASN	PAC
DRIVING INFLUENCE	21	M			1	1	1	3		3	3	2	2	2	2				20	1		29	1	
		F							1	3	4	1		2					11					
LIQUOR LAWS	22	M																						
		F																						
DRUNKENNESS	23	M							1			2			2			5			5			
		F																						
DISORDERLY CONDUCT	24	M		1					1	2	3	1		1				9			16			
		F	2						1		1	2	1					7						
VAGRANCY	25	M																						
		F																						
ALL OTHER	26	M					1	1		6	10	3	2	2				25			32		1	
		F				1			1	1	2	1	1		1			8						
SUSPICION	27	M																						
		F																						
HUMAN TRAFFICKING/COMMERCIAL SEX ACTS	30	M																						
		F																						
HUMAN TRAFFICKING/INVOLUNTARY SERVITUDE	31	M																						
		F																						
TOTAL BY SEX		M	4	7	4	1	3	6	6	31	43	21	13	14	6	6	2	167	3		217	2	2	
		F	6			3	1	1	4	6	17	8	6	3	2			57						
<b>GRAND TOTAL</b>			<b>10</b>	<b>7</b>	<b>4</b>	<b>4</b>	<b>4</b>	<b>7</b>	<b>10</b>	<b>37</b>	<b>60</b>	<b>29</b>	<b>19</b>	<b>17</b>	<b>8</b>	<b>6</b>	<b>2</b>	<b>224</b>	<b>3</b>		<b>217</b>	<b>2</b>	<b>2</b>	

AGE, SEX AND RACE OF PERSONS ARRESTED  
under 18 Years of age

CLASSIFICATIONS OF OFFENSES	UCR	SEX	AGE							TOT	RACE				
			Under 10	10-12	13-14	15	16	17	WHT		BLK	IND	ASN	PAC	
MURDER/NONNEG MANSLAUGHTER	01A	M						1	1			1			
		F													
MANSLAUGHTER BY NEGLIGENCE	01B	M													
		F													
RAPE	02	M					1		1			1			
		F													
ROBBERY	03	M													
		F													
AGGRAVATED ASSAULT	04	M			1			1	2			4			
		F	1					1	2						
BURGLARY	05	M	2	1	1	1	1		6			6			
		F													
LARCENY	06	M													
		F													
MOTOR VEHICLE THEFT	07	M			1				1			5			
		F	1	1	2				4						
OTHER ASSAULTS	08	M		2	2		2	3	9			9			
		F													
ARSON	09	M													
		F													
FORGERY	10	M													
		F													
FRAUD	11	M													
		F													
EMBEZZLEMENT	12	M													
		F													
STOLEN PROPERTY	13	M													
		F													
VANDALISM	14	M	2	10	2	1			15			16			
		F						1	1						
WEAPONS	15	M													
		F													
PROSTITUTION	16	M													
		F													
PROSTITUTION	16a	M													
		F													

AGE, SEX AND RACE OF PERSONS ARRESTED  
under 18 Years of age

CLASSIFICATIONS OF OFFENSES	UCR	SEX	AGE							TOT	RACE				
			Under 10	10-12	13-14	15	16	17	WHT		BLK	IND	ASN	PAC	
			ASSISTING OR PROMOTING PROSTITUTION	16b	M										
		F													
PURCHASING PROSTITUTION	16c	M													
		F													
SEX OFFENSES	17	M													
		F													
<b>DRUG/SALE/MAN</b>	180	M													
		F													
NARCOTICS	180a	M													
		F													
MARIJUANA	180b	M													
		F													
SYNTHETIC NARC	180c	M													
		F													
OTHER/NON-NARC	180d	M													
		F													
<b>DRUG/POSSESSION</b>	185	M						1	1			1			
		F													
NARCOTICS	185e	M													
		F													
MARIJUANA	185f	M						1	1			1			
		F													
SYNTHETIC NARC	185g	M													
		F													
OTHER/NON-NARC	185h	M													
		F													
<b>GAMBLING</b>	19	M													
		F													
BOOKMAKING	19a	M													
		F													
NUMBERS	19b	M													
		F													
OTHER GAMBLING	19c	M													
		F													
FAMILY/CHILD	20	M													
		F													

AGE, SEX AND RACE OF PERSONS ARRESTED  
under 18 Years of age

CLASSIFICATIONS OF OFFENSES	UCR	SEX	AGE						TOT	RACE									
			Under 10	10-12	13-14	15	16	17		WHT	BLK	IND	ASN	PAC					
			DRIVING INFLUENCE	21	M														
		F																	
LIQUOR LAWS	22	M																	1
		F							1	1									
DRUNKENNESS	23	M																	
		F																	
DISORDERLY CONDUCT	24	M			1					1									1
		F																	
VAGRANCY	25	M																	
		F																	
ALL OTHER	26	M																	1
		F		1						1									
SUSPICION	27	M																	
		F																	
CURFEW	28	M																	
		F																	
RUN-AWAYS	29	M																	
		F																	
HUMAN TRAFFICKING/COMMERCIAL SEX ACTS	30	M																	
		F																	
HUMAN TRAFFICKING/INVOLUNTARY SERVITUDE	31	M																	
		F																	
TOTAL BY SEX		M	4	13	8	2	4	6	37										46
		F	2	2	2		1	2	9										
GRAND TOTAL			6	15	10	2	5	8	46										46

MONTHLY RETURN OF ARSON OFFENSES KNOWN TO LAW ENFORCEMENT

1 PROPERTY CLASSIFICATION	2 Offenses Reported or Known to Police (Include Unfounded and attempts)	3 Unfounded, i.e. False or Baseless Complaints	4 Number of Actual Offenses (Column 2 Minus Column 3) (Include Attempts)	5 Total Offenses Cleared by Arrest or Exceptional Means (Include Column 6)	6 Number of Clearances Involving Only Persons Under 18 Years of Age	7 Offenses Where Structures Uninhabited, Abandoned, or not Normally in Use	8 Estimated Value of Property Damage
STRUCTURAL							
A. Single Occupancy Residential: Houses, Townhouses, Duplexes, etc.							
B. Other Residential: Apartments, Tenements, Flats, Hotels, Motels, Inns, Dormitories, Boarding Houses, etc.							
C. Storage: Barns, Garages, Warehouses, etc.							
D. Industrial/Manufacturing:							
E. Other Commercial: Stores, Restaurants, Offices, etc.							
F. Community/Public: Churches, Jails, Schools, Colleges, Hospitals, etc.	1	1					
G. All Other Structure: Out Buildings, Monuments, Buildings Under Constructions, etc.	1		1			1	
<b>TOTAL STRUCTURAL</b>	<b>2</b>	<b>1</b>	<b>1</b>			<b>1</b>	
MOBILE							
H. Motor Vehicles: Automobiles, Trucks, Buses, Motorcycles, etc. UCR Definition							
I. Other Mobile Property: Trailers, Recreational Vehicles, Airplanes, Boats, etc.							
<b>TOTAL MOBILE</b>							
OTHER							
J. TOTAL OTHER Crops, Timber, Fences, Signs, etc.							
<b>TOTAL OTHER</b>							
<b>GRAND TOTAL</b>	<b>2</b>	<b>1</b>	<b>1</b>			<b>1</b>	

RETURN A - MONTHLY RETURN OF OFFENSES KNOWN TO POLICE

(1) Classification of Offense	(2) Offenses Reported	(3) Unfounded Offenses	(4) Actual Offenses	(5) Offenses Cleared	(6) Juveniles Only
CRIMINAL HOMICIDE					
MURDER/NONNEG MANSLAUGHTER					
MANSLAUGHTER BY NEGLIGENCE					
TOTAL					
RAPE					
RAPE	3	1	2	1	
ATTEMPTS TO COMMIT RAPE					
TOTAL	3	1	2	1	
ROBBERY					
FIREARM	3	1	2	2	
KNIFE/CUTTING INSTRUMENT					
OTHER DANGEROUS WEAPON					
STRONG-ARM (HANDS, FISTS)					
TOTAL	3	1	2	2	
ASSAULT					
FIREARM	3	1	2	2	
KNIFE OR CUTTING INSTRUMENT	4		4	4	3
OTHER DANGEROUS WEAPON	7		7	6	
HANDS, FIST, FEET, AGGRAVATED	1		1	1	
OTHER ASSAULTS - SIMPLE	48	8	40	31	
TOTAL	63	9	54	44	3
BURGLARY					
FORCIBLE ENTRY	6		6	3	
UNLAWFUL ENTRY - NO FORCE	4		4		
ATTEMPTED FORCIBLE ENTRY					
TOTAL	10		10	3	
LARCENY-THEFT					
THEFT (EX MOTOR VEHICLE)	73	7	66	19	1
TOTAL	73	7	66	19	1
MOTOR VEHICLE THEFT					
AUTOS	4		4	1	
TRUCKS AND BUSES	4		4	2	
OTHER VEHICLES					
TOTAL	8		8	3	
<b>GRAND TOTAL</b>	<b>160</b>	<b>18</b>	<b>142</b>	<b>72</b>	<b>4</b>

PROPERTY STOLEN BY CLASSIFICATION

CLASSIFICATION OF OFFENSES	NUMBER ACTUAL OFFENSES	VALUE OF PROPERTY STOLEN
MURDER/NONNEG MANSLAUGHTER		
RAPE	2	
ROBBERY		
HIGHWAY (STREET, ALLEYS, ETC.)		
COMMERCIAL HOUSE	1	\$ 200
GAS OR SERVICE STATION		
CONVENIENCE STORE		
RESIDENCE		
BANK		
MISCELLANEOUS	1	\$ 100
TOTAL ROBBERY	2	\$ 300
BURGLARY		
RESIDENCE (DWELLING)		
NIGHT (6PM-6AM)	1	\$ 200
DAY (6AM-6PM)		
UNKNOWN	1	\$ 300
NON-RESIDENCE (STORE ETC.)		
NIGHT (6PM-6AM)	3	\$ 3,266
DAY (6AM-6PM)	1	\$ 1,000
UNKNOWN	4	\$ 7,100
TOTAL BURGLARY	10	\$ 11,866
LARCENY-THEFT		
\$200 AND OVER	40	\$ 38,415
\$50 TO \$200	14	\$ 1,416
UNDER \$50	12	\$ 306
TOTAL	66	\$ 40,137
6X. NATURE OF LARCENIES UNDER ITEM 6		
POCKET-PICKING		
PURSE-SNATCHING		
SHOPLIFTING	17	\$ 3,088
FROM MOTOR VEHICLE	7	\$ 3,764
MOTOR VEHICLE PARTS & ACCESSORIES	3	\$ 138
BICYCLES	12	\$ 6,151
FROM BUILDING(EX C&H)	6	\$ 3,149
FROM COIN-OP MACHINES	1	\$ 150
ALL OTHER	20	\$ 23,697
TOTAL LARCENY	66	\$ 40,137
MOTOR VEHICLE THEFT	8	\$ 117,134
STOLEN & RECOVERED LOCALLY	4	
STOLEN LOCALLY & RECOVERED OTHER	4	
TOTAL STOLEN OTHER & RECOVERED LOCAL	8	
STOLEN IN OTHER JURIS & RECOVERED LOCALLY		
TOTAL MOTOR VEHICLE THEFT	8	\$ 117,134
<b>GRAND TOTAL</b>	<b>88</b>	<b>\$ 169,437</b>

PROPERTY BY TYPE AND VALUE

Type of Property (1)	Monetary Value of Property Stolen in Your Jurisdiction	
	STOLEN (2)	RECOVERED (3)
CURRENCY, NOTES, ETC.	\$ 2,571	\$ 995
JEWELRY & PRECIOUS METALS		
CLOTHING AND FURS	\$ 222	\$ 45
LOCALLY STOLEN MOTOR VEHICLE	\$ 117,134	\$ 96,500
OFFICE EQUIPMENT	\$ 200	\$ 200
TV, RADIOS, CAMERAS, ETC.		
FIREARMS	\$ 3,596	\$ 3,400
HOUSEHOLD GOODS	\$ 1,887	
CONSUMABLE GOODS	\$ 3,553	\$ 2,347
LIVESTOCK		
MISCELLANEOUS	\$ 40,274	\$ 6,326
<b>GRAND TOTAL</b>	<b>\$ 169,437</b>	<b>\$ 109,813</b>



LAW ENFORCEMENT OFFICERS KILLED OR ASSAULTED

Type of activity	Total assaults by weapon	Type of Weapon				Type of Assignment						Officer assaults cleared	
		Firearm	Knife or other cutting instrument	Other dangerous weapon	Hands, fists, feet, etc.	Two-officer vehicle	One-officer vehicle		Detective or special assign.		Other		
							Alone	Asst	Alone	Ast	Alone		Asst
A	B	C	D	E	F	G	H	I	J	K	L	M	
1. Responding to disturbance calls (family quarrels, person with firearm, etc.													
2. Burglaries in progress or pursuing burglary suspects													
3. Robberies in progress or pursuing robbery suspects													
4. Attempting other arrests													
5. Civil disorder (riot, mass disobedience, etc.)													
6. Handling, transporting, custody of prisoners													
7. Investigating suspicious persons or circumstances													
8. Ambush – no warning													
9. Mentally deranged	1			1				1					
10. Traffic pursuits and stops	1				1			1					1
11. All other													
<b>12. TOTAL (1-11)</b>	<b>2</b>			<b>1</b>	<b>1</b>			<b>2</b>					<b>1</b>
13. Number with person injury													
14. Number without personal injury	2			1	1								

15. Time of assaults	12 AM	2 AM	4 AM	6 AM	8 AM	10 AM	NOON	2 PM	4 PM	6 PM	8 PM	10 PM	UNK
		1								1			

AGE, SEX AND RACE OF PERSONS ARRESTED  
18 Years of age and over

CLASSIFICATIONS OF OFFENSES	UCR	SEX	AGE													TOT	RACE							
			18	19	20	21	22	23	24	25-29	30-34	35-39	40-44	45-49	50-54		55-59	60-64	65 OV	WHT	BLK	IND	ASN	PAC
MURDER/NONNEG MANSLAUGHTER	01A	M																						
		F																						
MANSLAUGHTER BY NEGLIGENCE	01B	M																						
		F																						
RAPE	02	M	1																		1			
		F																						
ROBBERY	03	M					1	2													3	4		
		F					1														1			
AGGRAVATED ASSAULT	04	M				1	1			1	2		2								7	6		
		F									2							1			3		3	
BURGLARY	05	M					1						1								2	3		
		F											1								1			
LARCENY	06	M	1				1			3	6			1			1				13	18		
		F						1		3	2	1	1								8		3	
MOTOR VEHICLE THEFT	07	M					1				1										2	3		
		F	1																		1			
OTHER ASSAULTS	08	M				1		1		8	2	2		3			1	2			20	17		
		F							1	2	2	2		3			1				11	2	7	
ARSON	09	M																						
		F																						
FORGERY	10	M																				1		
		F								2											2		1	
FRAUD	11	M																		1	1	1		
		F								1											1		1	
EMBEZZLEMENT	12	M																						
		F																						
STOLEN PROPERTY	13	M																						
		F																						
VANDALISM	14	M	1						1	1	4	2									9	4		
		F														1					1		6	
WEAPONS	15	M				1		1		2			1								5	5		
		F									1		1								2	1	1	
PROSTITUTION AND COMMERCIALIZED VICE	16	M																						
		F																						
PROSTITUTION	16a	M																						
		F																						

AGE, SEX AND RACE OF PERSONS ARRESTED  
18 Years of age and over

CLASSIFICATIONS OF OFFENSES	UCR	SEX	AGE													TOT	RACE											
			18	19	20	21	22	23	24	25-29	30-34	35-39	40-44	45-49	50-54		55-59	60-64	65 OV	WHT	BLK	IND	ASN	PAC				
ASSISTING OR PROMOTING PROSTITUTION	16b	M																										
		F																										
PURCHASING PROSTITUTION	16c	M																										
		F																										
SEX OFFENSES	17	M																										
		F																										
DRUG/SALE/MAN	180	M																										
		F																										
NARCOTICS	180a	M																										
		F																										
MARIJUANA	180b	M																										
		F																										
SYNTHETIC NARC	180c	M																										
		F																										
OTHER/NON-NARC	180d	M																										
		F																										
DRUG/POSSESSION	185	M		1				1			3	3	3										11	15		2		
		F						1	1		1		3										6					
NARCOTICS	185e	M		1						2	3	2											8	12		2		
		F						1	1		1		3										6					
MARIJUANA	185f	M										1											1	1				
		F																										
SYNTHETIC NARC	185g	M						1		1													2	2				
		F																										
OTHER/NON-NARC	185h	M																										
		F																										
GAMBLING	19	M																										
		F																										
BOOKMAKING	19a	M																										
		F																										
NUMBERS	19b	M																										
		F																										
OTHER GAMBLING	19c	M																										
		F																										
FAMILY/CHILD	20	M																						1		1		
		F							1															2				

AGE, SEX AND RACE OF PERSONS ARRESTED  
18 Years of age and over

CLASSIFICATIONS OF OFFENSES	UCR	SEX	AGE														TOT	RACE						
			18	19	20	21	22	23	24	25-29	30-34	35-39	40-44	45-49	50-54	55-59		60-64	65 OV	WHT	BLK	IND	ASN	PAC
			DRIVING INFLUENCE	21	M				1	1	1		5	5	5			1	1		2	1	23	39
		F		1		1		2	1	6	3	4	4	1	1	2	1		27					
LIQUOR LAWS	22	M		1						1	1							3	4					
		F														1		1						
DRUNKENNESS	23	M																						
		F																						
DISORDERLY CONDUCT	24	M								1		1						2	5		1			
		F					1			1			2					4						
VAGRANCY	25	M																						
		F																						
ALL OTHER	26	M	1		2		4	2	2	9	8	9	6	3	1	1	2	4	54	61	1	22	2	
		F						3	1	11	9		4		2	2		32						
SUSPICION	27	M																						
		F																						
HUMAN TRAFFICKING/COMMERCIAL SEX ACTS	30	M																						
		F																						
HUMAN TRAFFICKING/INVOLUNTARY SERVITUDE	31	M																						
		F																						
TOTAL BY SEX		M	4	2	2	4	10	8	3	34	32	22	10	8	2	2	5	8	156	186	4	60	9	
		F	1	1		2	3	7	3	27	19	10	13	5	3	5	3	1	103					
GRAND TOTAL			5	3	2	6	13	15	6	61	51	32	23	13	5	7	8	9	259	186	4	60	9	

AGE, SEX AND RACE OF PERSONS ARRESTED  
under 18 Years of age

CLASSIFICATIONS OF OFFENSES	UCR	SEX	AGE						TOT	RACE					
			Under 10	10-12	13-14	15	16	17		WHT	BLK	IND	ASN	PAC	
MURDER/NONNEG MANSLAUGHTER	01A	M													
		F													
MANSLAUGHTER BY NEGLIGENCE	01B	M													
		F													
RAPE	02	M													
		F													
ROBBERY	03	M													
		F													
AGGRAVATED ASSAULT	04	M			1	1			2	2					
		F													
BURGLARY	05	M													
		F													
LARCENY	06	M				1			1	1					
		F													
MOTOR VEHICLE THEFT	07	M													
		F													
OTHER ASSAULTS	08	M													
		F													
ARSON	09	M													
		F													
FORGERY	10	M													
		F													
FRAUD	11	M													
		F													
EMBEZZLEMENT	12	M													
		F													
STOLEN PROPERTY	13	M													
		F													
VANDALISM	14	M				1			1			1			
		F													
WEAPONS	15	M													
		F													
PROSTITUTION	16	M													
		F													
PROSTITUTION	16a	M													
		F													

AGE, SEX AND RACE OF PERSONS ARRESTED  
under 18 Years of age

CLASSIFICATIONS OF OFFENSES	UCR	SEX	AGE						TOT	RACE				
			Under 10	10-12	13-14	15	16	17		WHT	BLK	IND	ASN	PAC
ASSISTING OR PROMOTING PROSTITUTION	16b	M												
		F												
PURCHASING PROSTITUTION	16c	M												
		F												
SEX OFFENSES	17	M												
		F												
<b>DRUG/SALE/MAN</b>	180	M												
		F												
NARCOTICS	180a	M												
		F												
MARIJUANA	180b	M												
		F												
SYNTHETIC NARC	180c	M												
		F												
OTHER/NON-NARC	180d	M												
		F												
<b>DRUG/POSSESSION</b>	185	M												
		F												
NARCOTICS	185e	M												
		F												
MARIJUANA	185f	M												
		F												
SYNTHETIC NARC	185g	M												
		F												
OTHER/NON-NARC	185h	M												
		F												
<b>GAMBLING</b>	19	M												
		F												
BOOKMAKING	19a	M												
		F												
NUMBERS	19b	M												
		F												
OTHER GAMBLING	19c	M												
		F												
FAMILY/CHILD	20	M												
		F												

AGE, SEX AND RACE OF PERSONS ARRESTED  
under 18 Years of age

CLASSIFICATIONS OF OFFENSES	UCR	SEX	AGE							TOT	RACE									
			Under 10	10-12	13-14	15	16	17	WHT		BLK	IND	ASN	PAC						
			DRIVING INFLUENCE	21	M															
		F																		
LIQUOR LAWS	22	M																		
		F																		
DRUNKENNESS	23	M																		
		F																		
DISORDERLY CONDUCT	24	M																		
		F																		
VAGRANCY	25	M																		
		F																		
ALL OTHER	26	M				2	1		3	2	1	1								
		F					1		1											
SUSPICION	27	M																		
		F																		
CURFEW	28	M																		
		F																		
RUN-AWAYS	29	M																		
		F																		
HUMAN TRAFFICKING/COMMERCIAL SEX ACTS	30	M																		
		F																		
HUMAN TRAFFICKING/INVOLUNTARY SERVITUDE	31	M																		
		F																		
TOTAL BY SEX		M			1	5	1		7	5	1	2								
		F					1		1											
GRAND TOTAL					1	5	2		8	5	1	2								

MONTHLY RETURN OF ARSON OFFENSES KNOWN TO LAW ENFORCEMENT

1 PROPERTY CLASSIFICATION	2 Offenses Reported or Known to Police (Include Unfounded and attempts)	3 Unfounded, i.e. False or Baseless Complaints	4 Number of Actual Offenses (Column 2 Minus Column 3) (Include Attempts)	5 Total Offenses Cleared by Arrest or Exceptional Means (Include Column 6)	6 Number of Clearances Involving Only Persons Under 18 Years of Age	7 Offenses Where Structures Uninhabited, Abandoned, or not Normally in Use	8 Estimated Value of Property Damage
STRUCTURAL							
A. Single Occupancy Residential: Houses, Townhouses, Duplexes, etc.							
B. Other Residential: Apartments, Tenements, Flats, Hotels, Motels, Inns, Dormitories, Boarding Houses, etc.							
C. Storage: Barns, Garages, Warehouses, etc.							
D. Industrial/Manufacturing:							
E. Other Commercial: Stores, Restaurants, Offices, etc.							
F. Community/Public: Churches, Jails, Schools, Colleges, Hospitals, etc.							
G. All Other Structure: Out Buildings, Monuments, Buildings Under Constructions, etc.							
<b>TOTAL STRUCTURAL</b>							
MOBILE							
H. Motor Vehicles: Automobiles, Trucks, Buses, Motorcycles, etc. UCR Definition	1		1				
I. Other Mobile Property: Trailers, Recreational Vehicles, Airplanes, Boats, etc.							
<b>TOTAL MOBILE</b>	1		1				
OTHER							
J. TOTAL OTHER Crops, Timber, Fences, Signs, etc.							
<b>TOTAL OTHER</b>							
<b>GRAND TOTAL</b>	1		1				



RETURN A - MONTHLY RETURN OF OFFENSES KNOWN TO POLICE

(1) Classification of Offense	(2) Offenses Reported	(3) Unfounded Offenses	(4) Actual Offenses	(5) Offenses Cleared	(6) Juveniles Only
CRIMINAL HOMICIDE					
MURDER/NONNEG MANSLAUGHTER					
MANSLAUGHTER BY NEGLIGENCE					
TOTAL					
RAPE					
RAPE					
ATTEMPTS TO COMMIT RAPE					
TOTAL					
ROBBERY					
FIREARM					
KNIFE/CUTTING INSTRUMENT					
OTHER DANGEROUS WEAPON					
STRONG-ARM (HANDS, FISTS)					
TOTAL					
ASSAULT					
FIREARM					
KNIFE OR CUTTING INSTRUMENT					
OTHER DANGEROUS WEAPON	3		3	3	
HANDS, FIST, FEET, AGGRAVATED	5		5	4	1
OTHER ASSAULTS - SIMPLE	31	2	29	14	
TOTAL	39	2	37	21	1
BURGLARY					
FORCIBLE ENTRY	8		8	1	
UNLAWFUL ENTRY - NO FORCE	2		2	1	
ATTEMPTED FORCIBLE ENTRY	2		2	1	
TOTAL	12		12	3	
LARCENY-THEFT					
THEFT (EX MOTOR VEHICLE)	70		70	4	
TOTAL	70		70	4	
MOTOR VEHICLE THEFT					
AUTOS	3	1	2		
TRUCKS AND BUSES					
OTHER VEHICLES					
TOTAL	3	1	2		
<b>GRAND TOTAL</b>	<b>124</b>	<b>3</b>	<b>121</b>	<b>28</b>	<b>1</b>

PROPERTY STOLEN BY CLASSIFICATION

CLASSIFICATION OF OFFENSES	NUMBER ACTUAL OFFENSES	VALUE OF PROPERTY STOLEN
MURDER/NONNEG MANSLAUGHTER		
RAPE		
ROBBERY		
HIGHWAY (STREET, ALLEYS, ETC.)		
COMMERCIAL HOUSE		
GAS OR SERVICE STATION		
CONVENIENCE STORE		
RESIDENCE		
BANK		
MISCELLANEOUS		
TOTAL ROBBERY		
BURGLARY		
RESIDENCE (DWELLING)		
NIGHT (6PM-6AM)	1	
DAY (6AM-6PM)	4	\$ 202
UNKNOWN		
NON-RESIDENCE (STORE ETC.)		
NIGHT (6PM-6AM)	5	\$ 6,406
DAY (6AM-6PM)		
UNKNOWN	2	\$ 600
TOTAL BURGLARY	12	\$ 7,208
LARCENY-THEFT		
\$200 AND OVER	45	\$ 42,177
\$50 TO \$200	15	\$ 1,280
UNDER \$50	10	\$ 332
TOTAL	70	\$ 43,789
6X. NATURE OF LARCENIES UNDER ITEM 6		
POCKET-PICKING		
PURSE-SNATCHING	1	\$ 50
SHOPLIFTING		
FROM MOTOR VEHICLE	5	\$ 1,200
MOTOR VEHICLE PARTS & ACCESSORIES	7	\$ 1,816
BICYCLES	8	\$ 1,439
FROM BUILDING(EX C&H)	25	\$ 19,603
FROM COIN-OP MACHINES		
ALL OTHER	24	\$ 19,681
TOTAL LARCENY	70	\$ 43,789
MOTOR VEHICLE THEFT	2	\$ 1,000
STOLEN & RECOVERED LOCALLY		
STOLEN LOCALLY & RECOVERED OTHER		
TOTAL STOLEN OTHER & RECOVERED LOCAL		
STOLEN IN OTHER JURIS & RECOVERED LOCALLY		
TOTAL MOTOR VEHICLE THEFT	2	\$ 1,000
<b>GRAND TOTAL</b>	<b>84</b>	<b>\$ 51,997</b>

PROPERTY BY TYPE AND VALUE

Type of Property (1)	Monetary Value of Property Stolen in Your Jurisdiction	
	STOLEN (2)	RECOVERED (3)
CURRENCY, NOTES, ETC.	\$ 2,560	
JEWELRY & PRECIOUS METALS	\$ 14	
CLOTHING AND FURS	\$ 1,065	
LOCALLY STOLEN MOTOR VEHICLE	\$ 1,000	
OFFICE EQUIPMENT		
TV, RADIOS, CAMERAS, ETC.	\$ 12,894	\$ 170
FIREARMS	\$ 4,258	
HOUSEHOLD GOODS	\$ 825	
CONSUMABLE GOODS	\$ 927	\$ 20
LIVESTOCK		
MISCELLANEOUS	\$ 28,454	\$ 6,598
<b>GRAND TOTAL</b>	<b>\$ 51,997</b>	<b>\$ 6,788</b>

LAW ENFORCEMENT OFFICERS KILLED OR ASSAULTED

Type of activity	Total assaults by weapon	Type of Weapon				Type of Assignment						Officer assaults cleared	
		Firearm	Knife or other cutting instrument	Other dangerous weapon	Hands, fists, feet, etc.	Two-officer vehicle	One-officer vehicle		Detective or special assign.		Other		
							Alone	Asst	Alone	Ast	Alone		Asst
A	B	C	D	E	F	G	H	I	J	K	L	M	
1. Responding to disturbance calls (family quarrels, person with firearm, etc.)	2				2	2							2
2. Burglaries in progress or pursuing burglary suspects													
3. Robberies in progress or pursuing robbery suspects													
4. Attempting other arrests													
5. Civil disorder (riot, mass disobedience, etc.)													
6. Handling, transporting, custody of prisoners													
7. Investigating suspicious persons or circumstances													
8. Ambush – no warning													
9. Mentally deranged													
10. Traffic pursuits and stops													
11. All other													
<b>12. TOTAL (1-11)</b>	<b>2</b>				<b>2</b>	<b>2</b>							<b>2</b>
13. Number with person injury	2				2								
14. Number without personal injury													

15. Time of assaults	12 AM	2 AM	4 AM	6 AM	8 AM	10 AM	NOON	2 PM	4 PM	6 PM	8 PM	10 PM	UNK
												2	

AGE, SEX AND RACE OF PERSONS ARRESTED  
18 Years of age and over

CLASSIFICATIONS OF OFFENSES	UCR	SEX	AGE													TOT	RACE							
			18	19	20	21	22	23	24	25-29	30-34	35-39	40-44	45-49	50-54		55-59	60-64	65 OV	WHT	BLK	IND	ASN	PAC
MURDER/NONNEG MANSLAUGHTER	01A	M																						
		F																						
MANSLAUGHTER BY NEGLIGENCE	01B	M																						
		F																						
RAPE	02	M																						
		F																						
ROBBERY	03	M																						
		F																						
AGGRAVATED ASSAULT	04	M												1							1	3		
		F				1														1	2			
BURGLARY	05	M										1	1								2	2		
		F		1																	1			
LARCENY	06	M										1		2							3	4		
		F										1									1			
MOTOR VEHICLE THEFT	07	M																						
		F																						
OTHER ASSAULTS	08	M						2			5	1	2	2						1	13	12		
		F										1	1								2			
ARSON	09	M																						
		F																						
FORGERY	10	M																						
		F																						
FRAUD	11	M																						
		F																						
EMBEZZLEMENT	12	M																						
		F																						
STOLEN PROPERTY	13	M																						
		F																						
VANDALISM	14	M																						
		F																						
WEAPONS	15	M																						
		F																						
PROSTITUTION AND COMMERCIALIZED VICE	16	M																						
		F																						
PROSTITUTION	16a	M																						
		F																						

AGE, SEX AND RACE OF PERSONS ARRESTED  
18 Years of age and over

CLASSIFICATIONS OF OFFENSES	UCR	SEX	AGE														TOT	RACE						
			18	19	20	21	22	23	24	25-29	30-34	35-39	40-44	45-49	50-54	55-59		60-64	65 OV	WHT	BLK	IND	ASN	PAC
ASSISTING OR PROMOTING PROSTITUTION	16b	M																						
		F																						
PURCHASING PROSTITUTION	16c	M																						
		F																						
SEX OFFENSES	17	M																						
		F																						
DRUG/SALE/MAN	180	M											1				2	1			4	5	1	
		F											1		1						2			
NARCOTICS	180a	M															1				1	1		
		F														1					1			
MARIJUANA	180b	M																						
		F																						
SYNTHETIC NARC	180c	M											1				1	1			3	4		
		F												1							1			
OTHER/NON-NARC	180d	M																						
		F																						
DRUG/POSSESSION	185	M										3									3	3		
		F																						
NARCOTICS	185e	M										1									1	1		
		F																						
MARIJUANA	185f	M																						
		F																						
SYNTHETIC NARC	185g	M										1									1	1		
		F																						
OTHER/NON-NARC	185h	M										1									1	1		
		F																						
GAMBLING	19	M																						
		F																						
BOOKMAKING	19a	M																						
		F																						
NUMBERS	19b	M																						
		F																						
OTHER GAMBLING	19c	M																						
		F																						
FAMILY/CHILD	20	M						1													1	1		
		F																						

AGE, SEX AND RACE OF PERSONS ARRESTED  
18 Years of age and over

CLASSIFICATIONS OF OFFENSES	UCR	SEX	AGE													TOT	RACE									
			18	19	20	21	22	23	24	25-29	30-34	35-39	40-44	45-49	50-54		55-59	60-64	65 OV	WHT	BLK	IND	ASN	PAC		
DRIVING INFLUENCE	21	M				2	1					5	1		1		1		1	3	15	13	1	3		
		F												1		1						2				
LIQUOR LAWS	22	M																								
		F																								
DRUNKENNESS	23	M																								
		F																								
DISORDERLY CONDUCT	24	M																								
		F																								
VAGRANCY	25	M																								
		F																								
ALL OTHER	26	M	2			1		4		12	12	4	4		1	1	6				47	51	6	9		
		F		5					3	3	3	1		1	1					2	19					
SUSPICION	27	M																								
		F																								
HUMAN TRAFFICKING/COMMERCIAL SEX ACTS	30	M																								
		F																								
HUMAN TRAFFICKING/INVOLUNTARY SERVITUDE	31	M																								
		F																								
TOTAL BY SEX		M	2			3	1	7		22	19	8	10		2	3	8	4		89	94	8	16			
		F		6		1			3	3	6	3	1	2	1				3	29						
<b>GRAND TOTAL</b>			<b>2</b>	<b>6</b>		<b>4</b>	<b>1</b>	<b>7</b>	<b>3</b>	<b>25</b>	<b>25</b>	<b>11</b>	<b>11</b>	<b>2</b>	<b>3</b>	<b>3</b>	<b>8</b>	<b>7</b>	<b>118</b>	<b>94</b>	<b>8</b>	<b>16</b>				

AGE, SEX AND RACE OF PERSONS ARRESTED  
under 18 Years of age

CLASSIFICATIONS OF OFFENSES	UCR	SEX	AGE						TOT	RACE				
			Under 10	10-12	13-14	15	16	17		WHT	BLK	IND	ASN	PAC
MURDER/NONNEG MANSLAUGHTER	01A	M												
		F												
MANSLAUGHTER BY NEGLIGENCE	01B	M												
		F												
RAPE	02	M												
		F												
ROBBERY	03	M												
		F												
AGGRAVATED ASSAULT	04	M												
		F												
BURGLARY	05	M												
		F												
LARCENY	06	M												
		F												
MOTOR VEHICLE THEFT	07	M												
		F												
OTHER ASSAULTS	08	M					1		1	1				
		F												
ARSON	09	M												
		F												
FORGERY	10	M												
		F												
FRAUD	11	M												
		F												
EMBEZZLEMENT	12	M												
		F												
STOLEN PROPERTY	13	M												
		F												
VANDALISM	14	M												
		F												
WEAPONS	15	M												
		F												
PROSTITUTION	16	M												
		F												
PROSTITUTION	16a	M												
		F												



AGE, SEX AND RACE OF PERSONS ARRESTED  
under 18 Years of age

CLASSIFICATIONS OF OFFENSES	UCR	SEX	AGE						TOT	RACE				
			Under 10	10-12	13-14	15	16	17		WHT	BLK	IND	ASN	PAC
ASSISTING OR PROMOTING PROSTITUTION	16b	M												
		F												
PURCHASING PROSTITUTION	16c	M												
		F												
SEX OFFENSES	17	M												
		F												
DRUG/SALE/MAN	180	M												
		F												
NARCOTICS	180a	M												
		F												
MARIJUANA	180b	M												
		F												
SYNTHETIC NARC	180c	M												
		F												
OTHER/NON-NARC	180d	M												
		F												
DRUG/POSSESSION	185	M												
		F												
NARCOTICS	185e	M												
		F												
MARIJUANA	185f	M												
		F												
SYNTHETIC NARC	185g	M												
		F												
OTHER/NON-NARC	185h	M												
		F												
GAMBLING	19	M												
		F												
BOOKMAKING	19a	M												
		F												
NUMBERS	19b	M												
		F												
OTHER GAMBLING	19c	M												
		F												
FAMILY/CHILD	20	M												
		F												

AGE, SEX AND RACE OF PERSONS ARRESTED  
under 18 Years of age

CLASSIFICATIONS OF OFFENSES	UCR	SEX	AGE						TOT	RACE									
			Under 10	10-12	13-14	15	16	17		WHT	BLK	IND	ASN	PAC					
			DRIVING INFLUENCE	21	M														
		F																	
LIQUOR LAWS	22	M																	
		F																	
DRUNKENNESS	23	M																	
		F																	
DISORDERLY CONDUCT	24	M																	
		F																	
VAGRANCY	25	M																	
		F																	
ALL OTHER	26	M																	
		F																	
SUSPICION	27	M																	
		F																	
CURFEW	28	M																	
		F																	
RUN-AWAYS	29	M																	
		F																	
HUMAN TRAFFICKING/COMMERCIAL SEX ACTS	30	M																	
		F																	
HUMAN TRAFFICKING/INVOLUNTARY SERVITUDE	31	M																	
		F																	
TOTAL BY SEX		M						1		1		1							
		F																	
GRAND TOTAL								1		1		1							

RETURN A - MONTHLY RETURN OF OFFENSES KNOWN TO POLICE

(1) Classification of Offense	(2) Offenses Reported	(3) Unfounded Offenses	(4) Actual Offenses	(5) Offenses Cleared	(6) Juveniles Only
CRIMINAL HOMICIDE					
MURDER/NONNEG MANSLAUGHTER					
MANSLAUGHTER BY NEGLIGENCE					
TOTAL					
RAPE					
RAPE	3		3	1	1
ATTEMPTS TO COMMIT RAPE					
TOTAL	3		3	1	1
ROBBERY					
FIREARM					
KNIFE/CUTTING INSTRUMENT					
OTHER DANGEROUS WEAPON					
STRONG-ARM (HANDS, FISTS)	1		1	1	
TOTAL	1		1	1	
ASSAULT					
FIREARM	1		1	1	
KNIFE OR CUTTING INSTRUMENT	1	1			
OTHER DANGEROUS WEAPON	1		1	1	
HANDS, FIST, FEET, AGGRAVATED	3		3	3	
OTHER ASSAULTS - SIMPLE	20	3	17	10	2
TOTAL	26	4	22	15	2
BURGLARY					
FORCIBLE ENTRY	5		5		
UNLAWFUL ENTRY - NO FORCE	3		3	1	1
ATTEMPTED FORCIBLE ENTRY	2		2		
TOTAL	10		10	1	1
LARCENY-THEFT					
THEFT (EX MOTOR VEHICLE)	43	2	41	10	
TOTAL	43	2	41	10	
MOTOR VEHICLE THEFT					
AUTOS	8	2	6	1	
TRUCKS AND BUSES	2		2	1	
OTHER VEHICLES					
TOTAL	10	2	8	2	
<b>GRAND TOTAL</b>	<b>93</b>	<b>8</b>	<b>85</b>	<b>30</b>	<b>4</b>



PROPERTY BY TYPE AND VALUE

Type of Property (1)	Monetary Value of Property Stolen in Your Jurisdiction	
	STOLEN (2)	RECOVERED (3)
CURRENCY, NOTES, ETC.	\$ 7,819	\$ 266
JEWELRY & PRECIOUS METALS		
CLOTHING AND FURS		
LOCALLY STOLEN MOTOR VEHICLE	\$ 45,300	\$ 20,800
OFFICE EQUIPMENT		
TV, RADIOS, CAMERAS, ETC.	\$ 1,300	
FIREARMS	\$ 1,450	
HOUSEHOLD GOODS	\$ 1,140	\$ 400
CONSUMABLE GOODS	\$ 783	
LIVESTOCK		
MISCELLANEOUS	\$ 47,475	\$ 500
<b>GRAND TOTAL</b>	<b>\$ 105,267</b>	<b>\$ 21,966</b>

AGE, SEX AND RACE OF PERSONS ARRESTED  
18 Years of age and over

CLASSIFICATIONS OF OFFENSES	UCR	SEX	AGE													TOT	RACE							
			18	19	20	21	22	23	24	25-29	30-34	35-39	40-44	45-49	50-54		55-59	60-64	65 OV	WHT	BLK	IND	ASN	PAC
MURDER/NONNEG MANSLAUGHTER	01A	M																						
		F																						
MANSLAUGHTER BY NEGLIGENCE	01B	M																						
		F																						
RAPE	02	M																						
		F																						
ROBBERY	03	M								1										1				
		F																						
AGGRAVATED ASSAULT	04	M				1				3		1								5	3	2		
		F																						
BURGLARY	05	M																						
		F																						
LARCENY	06	M				1				1	1			1						4	4	2		
		F								1				1						2				
MOTOR VEHICLE THEFT	07	M								1							1			2	2			
		F																						
OTHER ASSAULTS	08	M								1	4			1						6	7	1		
		F												1		1				2				
ARSON	09	M																						
		F																						
FORGERY	10	M																						
		F																						
FRAUD	11	M								2										2		2		
		F																						
EMBEZZLEMENT	12	M																						
		F																						
STOLEN PROPERTY	13	M																						
		F																						
VANDALISM	14	M											2							2	2	1		
		F												1						1				
WEAPONS	15	M											1							1	1			
		F																						
PROSTITUTION AND COMMERCIALIZED VICE	16	M																						
		F																						
PROSTITUTION	16a	M																						
		F																						

AGE, SEX AND RACE OF PERSONS ARRESTED  
18 Years of age and over

CLASSIFICATIONS OF OFFENSES	UCR	SEX	AGE														TOT	RACE						
			18	19	20	21	22	23	24	25-29	30-34	35-39	40-44	45-49	50-54	55-59		60-64	65 OV	WHT	BLK	IND	ASN	PAC
ASSISTING OR PROMOTING PROSTITUTION	16b	M																						
		F																						
PURCHASING PROSTITUTION	16c	M																						
		F																						
SEX OFFENSES	17	M																						
		F																						
DRUG/SALE/MAN	180	M									1			1						2	3			
		F											1							1				
NARCOTICS	180a	M									1			1						2	3			
		F											1							1				
MARIJUANA	180b	M																						
		F																						
SYNTHETIC NARC	180c	M																						
		F																						
OTHER/NON-NARC	180d	M																						
		F																						
DRUG/POSSESSION	185	M									1				1					2	8		1	
		F	1	1						4			1							7				
NARCOTICS	185e	M													1					1	5			
		F		1						2			1							4				
MARIJUANA	185f	M																			1			
		F	1																	1				
SYNTHETIC NARC	185g	M																			1		1	
		F								2										2				
OTHER/NON-NARC	185h	M									1									1	1			
		F																						
GAMBLING	19	M																						
		F																						
BOOKMAKING	19a	M																						
		F																						
NUMBERS	19b	M																						
		F																						
OTHER GAMBLING	19c	M																						
		F																						
FAMILY/CHILD	20	M																						
		F																						

AGE, SEX AND RACE OF PERSONS ARRESTED  
18 Years of age and over

CLASSIFICATIONS OF OFFENSES	UCR	SEX	AGE														TOT	RACE						
			18	19	20	21	22	23	24	25-29	30-34	35-39	40-44	45-49	50-54	55-59		60-64	65 OV	WHT	BLK	IND	ASN	PAC
DRIVING INFLUENCE	21	M			1	2	1	1	2	3	6	3	2	2	1	4	1		29	29	2	2		
		F								1	1		1					1	4					
LIQUOR LAWS	22	M		2	2													4	2		3			
		F		1															1					
DRUNKENNESS	23	M								1								1	1					
		F																						
DISORDERLY CONDUCT	24	M		1			1			1		1	1	1	1	1		9	11		1			
		F						1					1		1			3						
VAGRANCY	25	M																						
		F																						
ALL OTHER	26	M			1	1		1		2	3	2	2			3	1	16	18		7	1		
		F								2	2	1	2			3		10						
SUSPICION	27	M																						
		F																						
HUMAN TRAFFICKING/COMMERCIAL SEX ACTS	30	M																						
		F																						
HUMAN TRAFFICKING/INVOLUNTARY SERVITUDE	31	M																						
		F																						
TOTAL BY SEX		M		3	4	5	2	2	2	17	15	8	8	5	3	9	2	1	86	92	6	18	1	
		F	1	2				1		8	3	2	7	1	2	3		1	31					
GRAND TOTAL			1	5	4	5	2	3	2	25	18	10	15	6	5	12	2	2	117	92	6	18	1	



AGE, SEX AND RACE OF PERSONS ARRESTED  
under 18 Years of age

CLASSIFICATIONS OF OFFENSES	UCR	SEX	AGE						TOT	RACE									
			Under 10	10-12	13-14	15	16	17		WHT	BLK	IND	ASN	PAC					
			MURDER/NONNEG MANSLAUGHTER	01A	M														
		F																	
MANSLAUGHTER BY NEGLIGENCE	01B	M																	
		F																	
RAPE	02	M				1			1	1									
		F																	
ROBBERY	03	M																	
		F																	
AGGRAVATED ASSAULT	04	M																	
		F																	
BURGLARY	05	M		1	3	1	1		6	6			2						
		F				1	1		2										
LARCENY	06	M																	
		F																	
MOTOR VEHICLE THEFT	07	M																	
		F																	
OTHER ASSAULTS	08	M				1			1	2									
		F				1			1										
ARSON	09	M																	
		F																	
FORGERY	10	M																	
		F																	
FRAUD	11	M																	
		F																	
EMBEZZLEMENT	12	M																	
		F																	
STOLEN PROPERTY	13	M																	
		F																	
VANDALISM	14	M						1	1	2	2								
		F																	
WEAPONS	15	M																	
		F																	
PROSTITUTION	16	M																	
		F																	
PROSTITUTION	16a	M																	
		F																	

AGE, SEX AND RACE OF PERSONS ARRESTED  
under 18 Years of age

CLASSIFICATIONS OF OFFENSES	UCR	SEX	AGE						TOT	RACE				
			Under 10	10-12	13-14	15	16	17		WHT	BLK	IND	ASN	PAC
			ASSISTING OR PROMOTING PROSTITUTION	16b	M									
		F												
PURCHASING PROSTITUTION	16c	M												
		F												
SEX OFFENSES	17	M												
		F												
<b>DRUG/SALE/MAN</b>	180	M												
		F												
NARCOTICS	180a	M												
		F												
MARIJUANA	180b	M												
		F												
SYNTHETIC NARC	180c	M												
		F												
OTHER/NON-NARC	180d	M												
		F												
<b>DRUG/POSSESSION</b>	185	M			1			1	1					
		F												
NARCOTICS	185e	M												
		F												
MARIJUANA	185f	M			1			1	1					
		F												
SYNTHETIC NARC	185g	M												
		F												
OTHER/NON-NARC	185h	M												
		F												
<b>GAMBLING</b>	19	M												
		F												
BOOKMAKING	19a	M												
		F												
NUMBERS	19b	M												
		F												
OTHER GAMBLING	19c	M												
		F												
FAMILY/CHILD	20	M												
		F												

AGE, SEX AND RACE OF PERSONS ARRESTED  
under 18 Years of age

CLASSIFICATIONS OF OFFENSES	UCR	SEX	AGE						TOT	RACE										
			Under 10	10-12	13-14	15	16	17		WHT	BLK	IND	ASN	PAC						
			DRIVING INFLUENCE	21	M															
		F																		
LIQUOR LAWS	22	M					2	2	4	3										1
		F																		
DRUNKENNESS	23	M																		
		F																		
DISORDERLY CONDUCT	24	M																		
		F																		
VAGRANCY	25	M																		
		F																		
ALL OTHER	26	M																		
		F																		
SUSPICION	27	M																		
		F																		
CURFEW	28	M																		
		F																		
RUN-AWAYS	29	M																		
		F																		
HUMAN TRAFFICKING/COMMERCIAL SEX ACTS	30	M																		
		F																		
HUMAN TRAFFICKING/INVOLUNTARY SERVITUDE	31	M																		
		F																		
TOTAL BY SEX		M		1	4	3	4	3	15	15			2							1
		F				2	1		3											
GRAND TOTAL				1	4	5	5	3	18	15			2							1

RETURN A - MONTHLY RETURN OF OFFENSES KNOWN TO POLICE

(1) Classification of Offense	(2) Offenses Reported	(3) Unfounded Offenses	(4) Actual Offenses	(5) Offenses Cleared	(6) Juveniles Only
CRIMINAL HOMICIDE					
MURDER/NONNEG MANSLAUGHTER					
MANSLAUGHTER BY NEGLIGENCE					
TOTAL					
RAPE					
RAPE	6		6	6	
ATTEMPTS TO COMMIT RAPE					
TOTAL	6		6	6	
ROBBERY					
FIREARM	2		2	2	
KNIFE/CUTTING INSTRUMENT					
OTHER DANGEROUS WEAPON					
STRONG-ARM (HANDS, FISTS)					
TOTAL	2		2	2	
ASSAULT					
FIREARM	2		2	2	
KNIFE OR CUTTING INSTRUMENT	1		1	1	
OTHER DANGEROUS WEAPON	9		9	7	
HANDS, FIST, FEET, AGGRAVATED	3		3	4	
OTHER ASSAULTS - SIMPLE	70	4	66	61	3
TOTAL	85	4	81	75	3
BURGLARY					
FORCIBLE ENTRY	1		1	1	
UNLAWFUL ENTRY - NO FORCE	5		5	4	
ATTEMPTED FORCIBLE ENTRY					
TOTAL	6		6	5	
LARCENY-THEFT					
THEFT (EX MOTOR VEHICLE)	113	1	112	26	1
TOTAL	113	1	112	26	1
MOTOR VEHICLE THEFT					
AUTOS	6		6	3	
TRUCKS AND BUSES					
OTHER VEHICLES					
TOTAL	6		6	3	
<b>GRAND TOTAL</b>	<b>218</b>	<b>5</b>	<b>213</b>	<b>117</b>	<b>4</b>

PROPERTY STOLEN BY CLASSIFICATION

CLASSIFICATION OF OFFENSES	NUMBER ACTUAL OFFENSES	VALUE OF PROPERTY STOLEN
MURDER/NONNEG MANSLAUGHTER		
RAPE	6	
ROBBERY		
HIGHWAY (STREET, ALLEYS, ETC.)	1	
COMMERCIAL HOUSE		
GAS OR SERVICE STATION		
CONVENIENCE STORE		
RESIDENCE		
BANK	1	\$ 500
MISCELLANEOUS		
TOTAL ROBBERY	2	\$ 500
BURGLARY		
RESIDENCE (DWELLING)		
NIGHT (6PM-6AM)		
DAY (6AM-6PM)	2	\$ 500
UNKNOWN	2	\$ 7,160
NON-RESIDENCE (STORE ETC.)		
NIGHT (6PM-6AM)	1	\$ 250
DAY (6AM-6PM)		
UNKNOWN	1	\$ 370
TOTAL BURGLARY	6	\$ 8,280
LARCENY-THEFT		
\$200 AND OVER	72	\$ 72,193
\$50 TO \$200	25	\$ 2,581
UNDER \$50	15	\$ 269
TOTAL	112	\$ 75,043
6X. NATURE OF LARCENIES UNDER ITEM 6		
POCKET-PICKING		
PURSE-SNATCHING		
SHOPLIFTING	10	\$ 1,503
FROM MOTOR VEHICLE	20	\$ 16,226
MOTOR VEHICLE PARTS & ACCESSORIES	3	\$ 801
BICYCLES	23	\$ 11,240
FROM BUILDING(EX C&H)	13	\$ 21,956
FROM COIN-OP MACHINES	1	\$ 150
ALL OTHER	42	\$ 23,167
TOTAL LARCENY	112	\$ 75,043
MOTOR VEHICLE THEFT	4	\$ 4,500
STOLEN & RECOVERED LOCALLY	6	
STOLEN LOCALLY & RECOVERED OTHER		
TOTAL STOLEN OTHER & RECOVERED LOCAL	6	
STOLEN IN OTHER JURIS & RECOVERED LOCALLY		
TOTAL MOTOR VEHICLE THEFT	4	\$ 4,500
<b>GRAND TOTAL</b>	<b>130</b>	<b>\$ 88,323</b>

PROPERTY BY TYPE AND VALUE

Type of Property (1)	Monetary Value of Property Stolen in Your Jurisdiction	
	STOLEN (2)	RECOVERED (3)
CURRENCY, NOTES, ETC.	\$ 2,357	\$ 640
JEWELRY & PRECIOUS METALS	\$ 16,400	\$ 16,000
CLOTHING AND FURS	\$ 340	\$ 190
LOCALLY STOLEN MOTOR VEHICLE	\$ 4,500	\$ 4,500
OFFICE EQUIPMENT	\$ 5,175	
TV, RADIOS, CAMERAS, ETC.	\$ 4,858	\$ 198
FIREARMS	\$ 1,959	\$ 559
HOUSEHOLD GOODS	\$ 150	
CONSUMABLE GOODS	\$ 1,631	\$ 162
LIVESTOCK		
MISCELLANEOUS	\$ 50,953	\$ 6,960
<b>GRAND TOTAL</b>	<b>\$ 88,323</b>	<b>\$ 29,209</b>

AGE, SEX AND RACE OF PERSONS ARRESTED  
18 Years of age and over

CLASSIFICATIONS OF OFFENSES	UCR	SEX	AGE													TOT	RACE								
			18	19	20	21	22	23	24	25-29	30-34	35-39	40-44	45-49	50-54		55-59	60-64	65 OV	WHT	BLK	IND	ASN	PAC	
MURDER/NONNEG MANSLAUGHTER	01A	M																							
		F																							
MANSLAUGHTER BY NEGLIGENCE	01B	M																							
		F																							
RAPE	02	M								2					1	1				4	3		1		
		F																							
ROBBERY	03	M										1								1			1		
		F																							
AGGRAVATED ASSAULT	04	M							1	2	1	2				1	4			11	9		4		
		F							1		1									2					
BURGLARY	05	M									3		1							4	5				
		F					1													1					
LARCENY	06	M		5	2					4	2		2	1	2					18	10		19	1	
		F						4		3	1	3	1							12					
MOTOR VEHICLE THEFT	07	M							2		2									4			3	2	
		F					1													1					
OTHER ASSAULTS	08	M				2			1	9	3	4	6	1	4	2	2	4		38	28	2	27	1	2
		F				1				2	3	4	2	5	2	1	2			22					
ARSON	09	M																							
		F																							
FORGERY	10	M									1		1							2	1			1	
		F																							
FRAUD	11	M									1									1				1	
		F																							
EMBEZZLEMENT	12	M																							
		F																							
STOLEN PROPERTY	13	M																							
		F																							
VANDALISM	14	M		1				1		2	3		2		1	1				11	8	1	5	1	
		F			1									2	1					4					
WEAPONS	15	M																					1		
		F									1									1					
PROSTITUTION AND COMMERCIALIZED VICE	16	M																							
		F																							
PROSTITUTION	16a	M																							
		F																							

AGE, SEX AND RACE OF PERSONS ARRESTED  
18 Years of age and over

CLASSIFICATIONS OF OFFENSES	UCR	SEX	AGE														TOT	RACE							
			18	19	20	21	22	23	24	25-29	30-34	35-39	40-44	45-49	50-54	55-59		60-64	65 OV	WHT	BLK	IND	ASN	PAC	
ASSISTING OR PROMOTING PROSTITUTION	16b	M																							
		F																							
PURCHASING PROSTITUTION	16c	M																							
		F																							
SEX OFFENSES	17	M					1						1			1				3	2		1		
		F																							
DRUG/SALE/MAN	180	M																							
		F																							
NARCOTICS	180a	M																							
		F																							
MARIJUANA	180b	M																							
		F																							
SYNTHETIC NARC	180c	M																							
		F																							
OTHER/NON-NARC	180d	M																							
		F																							
DRUG/POSSESSION	185	M									1	2	2	1						6	3		2	1	1
		F													1					1					
NARCOTICS	185e	M								1			1							2	2				1
		F													1					1					
MARIJUANA	185f	M																							
		F																							
SYNTHETIC NARC	185g	M											1							1			1		
		F																							
OTHER/NON-NARC	185h	M										2	1							3	1		1	1	
		F																							
GAMBLING	19	M																							
		F																							
BOOKMAKING	19a	M																							
		F																							
NUMBERS	19b	M																							
		F																							
OTHER GAMBLING	19c	M																							
		F																							
FAMILY/CHILD	20	M																							
		F																							



AGE, SEX AND RACE OF PERSONS ARRESTED  
18 Years of age and over

CLASSIFICATIONS OF OFFENSES	UCR	SEX	AGE															TOT	RACE					
			18	19	20	21	22	23	24	25-29	30-34	35-39	40-44	45-49	50-54	55-59	60-64		65 OV	WHT	BLK	IND	ASN	PAC
DRIVING INFLUENCE	21	M	3	1	1	3			1	5	2	1	5	5	3	6		1	37	31	1	12	2	
		F							1	2		4		1		1		9						
LIQUOR LAWS	22	M	1	1															2			2		
		F																						
DRUNKENNESS	23	M																						
		F																						
DISORDERLY CONDUCT	24	M		1							1		1						3	2		4		
		F						1				2							3					
VAGRANCY	25	M																						
		F																						
ALL OTHER	26	M	1				1		2	4	4	3	1	5	2			1	24	25	1	4	1	1
		F				1				2		2	1	1			1		8					
SUSPICION	27	M																						
		F																						
HUMAN TRAFFICKING/COMMERCIAL SEX ACTS	30	M																						
		F																						
HUMAN TRAFFICKING/INVOLUNTARY SERVITUDE	31	M																						
		F																						
TOTAL BY SEX		M	5	9	3	5	2	1	7	29	26	13	20	12	15	14	2	6	169	127	5	86	11	4
		F			1	2	1	5	2	8	8	9	12	8	3	1	4		64					
<b>GRAND TOTAL</b>			5	9	4	7	3	6	9	37	34	22	32	20	18	15	6	6	233	127	5	86	11	4

AGE, SEX AND RACE OF PERSONS ARRESTED  
under 18 Years of age

CLASSIFICATIONS OF OFFENSES	UCR	SEX	AGE						TOT	RACE				
			Under 10	10-12	13-14	15	16	17		WHT	BLK	IND	ASN	PAC
			MURDER/NONNEG MANSLAUGHTER	01A	M									
		F												
MANSLAUGHTER BY NEGLIGENCE	01B	M												
		F												
RAPE	02	M					1		1	1				
		F												
ROBBERY	03	M												
		F												
AGGRAVATED ASSAULT	04	M												
		F												
BURGLARY	05	M												
		F												
LARCENY	06	M		1					1	1		1		
		F						1	1					
MOTOR VEHICLE THEFT	07	M												
		F												
OTHER ASSAULTS	08	M		1			1	1	3	1	1	1		
		F												
ARSON	09	M						1	1			1		
		F												
FORGERY	10	M												
		F												
FRAUD	11	M												
		F												
EMBEZZLEMENT	12	M												
		F												
STOLEN PROPERTY	13	M												
		F												
VANDALISM	14	M			1		2		3	1		4		
		F			1		1		2					
WEAPONS	15	M												
		F												
PROSTITUTION	16	M												
		F												
PROSTITUTION	16a	M												
		F												

AGE, SEX AND RACE OF PERSONS ARRESTED  
under 18 Years of age

CLASSIFICATIONS OF OFFENSES	UCR	SEX	AGE						TOT	RACE				
			Under 10	10-12	13-14	15	16	17		WHT	BLK	IND	ASN	PAC
ASSISTING OR PROMOTING PROSTITUTION	16b	M												
		F												
PURCHASING PROSTITUTION	16c	M												
		F												
SEX OFFENSES	17	M												
		F												
<b>DRUG/SALE/MAN</b>	180	M												
		F												
NARCOTICS	180a	M												
		F												
MARIJUANA	180b	M												
		F												
SYNTHETIC NARC	180c	M												
		F												
OTHER/NON-NARC	180d	M												
		F												
<b>DRUG/POSSESSION</b>	185	M						1	1	1		1		
		F						1	1					
NARCOTICS	185e	M												
		F												
MARIJUANA	185f	M						1	1	1		1		
		F						1	1					
SYNTHETIC NARC	185g	M												
		F												
OTHER/NON-NARC	185h	M												
		F												
<b>GAMBLING</b>	19	M												
		F												
BOOKMAKING	19a	M												
		F												
NUMBERS	19b	M												
		F												
OTHER GAMBLING	19c	M												
		F												
FAMILY/CHILD	20	M												
		F												

AGE, SEX AND RACE OF PERSONS ARRESTED  
under 18 Years of age

CLASSIFICATIONS OF OFFENSES	UCR	SEX	AGE							TOT	RACE				
			Under 10	10-12	13-14	15	16	17	WHT		BLK	IND	ASN	PAC	
			DRIVING INFLUENCE	21	M										1
		F						1	1						
LIQUOR LAWS	22	M													
		F													
DRUNKENNESS	23	M													
		F													
DISORDERLY CONDUCT	24	M													
		F													
VAGRANCY	25	M													
		F													
ALL OTHER	26	M													
		F													
SUSPICION	27	M													
		F													
CURFEW	28	M													
		F													
RUN-AWAYS	29	M													
		F													
HUMAN TRAFFICKING/COMMERCIAL SEX ACTS	30	M													
		F													
HUMAN TRAFFICKING/INVOLUNTARY SERVITUDE	31	M													
		F													
TOTAL BY SEX		M		2	1		4	3	10	6	1	8			
		F			1		1	3	5						
GRAND TOTAL				2	2		5	6	15	6	1	8			

MONTHLY RETURN OF ARSON OFFENSES KNOWN TO LAW ENFORCEMENT

1 PROPERTY CLASSIFICATION	2 Offenses Reported or Known to Police (Include Unfounded and attempts)	3 Unfounded, i.e. False or Baseless Complaints	4 Number of Actual Offenses (Column 2 Minus Column 3) (Include Attempts)	5 Total Offenses Cleared by Arrest or Exceptional Means (Include Column 6)	6 Number of Clearances Involving Only Persons Under 18 Years of Age	7 Offenses Where Structures Uninhabited, Abandoned, or not Normally in Use	8 Estimated Value of Property Damage
STRUCTURAL							
A. Single Occupancy Residential: Houses, Townhouses, Duplexes, etc.							
B. Other Residential: Apartments, Tenements, Flats, Hotels, Motels, Inns, Dormitories, Boarding Houses, etc.	1		1	1	1		\$100
C. Storage: Barns, Garages, Warehouses, etc.							
D. Industrial/Manufacturing:							
E. Other Commercial: Stores, Restaurants, Offices, etc.							
F. Community/Public: Churches, Jails, Schools, Colleges, Hospitals, etc.							
G. All Other Structure: Out Buildings, Monuments, Buildings Under Constructions, etc.							
<b>TOTAL STRUCTURAL</b>	<b>1</b>		<b>1</b>	<b>1</b>	<b>1</b>		<b>\$100</b>
MOBILE							
H. Motor Vehicles: Automobiles, Trucks, Buses, Motorcycles, etc. UCR Definition							
I. Other Mobile Property: Trailers, Recreational Vehicles, Airplanes, Boats, etc.	1		1	1			\$50,000
<b>TOTAL MOBILE</b>	<b>1</b>		<b>1</b>	<b>1</b>			<b>\$50,000</b>
OTHER							
J. TOTAL OTHER Crops, Timber, Fences, Signs, etc.							
<b>TOTAL OTHER</b>							
<b>GRAND TOTAL</b>	<b>2</b>		<b>2</b>	<b>2</b>	<b>1</b>		<b>\$50,100</b>

RETURN A - MONTHLY RETURN OF OFFENSES KNOWN TO POLICE

(1) Classification of Offense	(2) Offenses Reported	(3) Unfounded Offenses	(4) Actual Offenses	(5) Offenses Cleared	(6) Juveniles Only
CRIMINAL HOMICIDE					
MURDER/NONNEG MANSLAUGHTER					
MANSLAUGHTER BY NEGLIGENCE					
TOTAL					
RAPE					
RAPE					
ATTEMPTS TO COMMIT RAPE					
TOTAL					
ROBBERY					
FIREARM					
KNIFE/CUTTING INSTRUMENT					
OTHER DANGEROUS WEAPON					
STRONG-ARM (HANDS, FISTS)					
TOTAL					
ASSAULT					
FIREARM					
KNIFE OR CUTTING INSTRUMENT					
OTHER DANGEROUS WEAPON	1		1		
HANDS, FIST, FEET, AGGRAVATED					
OTHER ASSAULTS - SIMPLE	1		1	1	
TOTAL	2		2	1	
BURGLARY					
FORCIBLE ENTRY					
UNLAWFUL ENTRY - NO FORCE					
ATTEMPTED FORCIBLE ENTRY					
TOTAL					
LARCENY-THEFT					
THEFT (EX MOTOR VEHICLE)					
TOTAL					
MOTOR VEHICLE THEFT					
AUTOS					
TRUCKS AND BUSES					
OTHER VEHICLES					
TOTAL					
<b>GRAND TOTAL</b>	<b>2</b>		<b>2</b>	<b>1</b>	

AGE, SEX AND RACE OF PERSONS ARRESTED  
18 Years of age and over

CLASSIFICATIONS OF OFFENSES	UCR	SEX	AGE													TOT	RACE							
			18	19	20	21	22	23	24	25-29	30-34	35-39	40-44	45-49	50-54		55-59	60-64	65 OV	WHT	BLK	IND	ASN	PAC
MURDER/NONNEG MANSLAUGHTER	01A	M																						
		F																						
MANSLAUGHTER BY NEGLIGENCE	01B	M																						
		F																						
RAPE	02	M																						
		F																						
ROBBERY	03	M																						
		F																						
AGGRAVATED ASSAULT	04	M																						
		F																						
BURGLARY	05	M																						
		F																						
LARCENY	06	M																						
		F																						
MOTOR VEHICLE THEFT	07	M																						
		F																						
OTHER ASSAULTS	08	M																	1					
		F													1					1				
ARSON	09	M																						
		F																						
FORGERY	10	M																						
		F																						
FRAUD	11	M																						
		F																						
EMBEZZLEMENT	12	M																						
		F																						
STOLEN PROPERTY	13	M																						
		F																						
VANDALISM	14	M																						
		F																						
WEAPONS	15	M																						
		F																						
PROSTITUTION AND COMMERCIALIZED VICE	16	M																						
		F																						
PROSTITUTION	16a	M																						
		F																						

AGE, SEX AND RACE OF PERSONS ARRESTED  
18 Years of age and over

CLASSIFICATIONS OF OFFENSES	UCR	SEX	AGE													TOT	RACE								
			18	19	20	21	22	23	24	25-29	30-34	35-39	40-44	45-49	50-54		55-59	60-64	65 OV	WHT	BLK	IND	ASN	PAC	
ASSISTING OR PROMOTING PROSTITUTION	16b	M																							
		F																							
PURCHASING PROSTITUTION	16c	M																							
		F																							
SEX OFFENSES	17	M																							
		F																							
DRUG/SALE/MAN	180	M																							
		F																							
NARCOTICS	180a	M																							
		F																							
MARIJUANA	180b	M																							
		F																							
SYNTHETIC NARC	180c	M																							
		F																							
OTHER/NON-NARC	180d	M																							
		F																							
DRUG/POSSESSION	185	M																							
		F																							
NARCOTICS	185e	M																							
		F																							
MARIJUANA	185f	M																							
		F																							
SYNTHETIC NARC	185g	M																							
		F																							
OTHER/NON-NARC	185h	M																							
		F																							
GAMBLING	19	M																							
		F																							
BOOKMAKING	19a	M																							
		F																							
NUMBERS	19b	M																							
		F																							
OTHER GAMBLING	19c	M																							
		F																							
FAMILY/CHILD	20	M																							
		F																							



AGE, SEX AND RACE OF PERSONS ARRESTED  
18 Years of age and over

CLASSIFICATIONS OF OFFENSES	UCR	SEX	AGE														TOT	RACE																
			18	19	20	21	22	23	24	25-29	30-34	35-39	40-44	45-49	50-54	55-59		60-64	65 OV	WHT	BLK	IND	ASN	PAC										
DRIVING INFLUENCE	21	M														1								2					3	3				
		F																																
LIQUOR LAWS	22	M																																
		F																																
DRUNKENNESS	23	M																																
		F																																
DISORDERLY CONDUCT	24	M																																
		F																																
VAGRANCY	25	M																																
		F																																
ALL OTHER	26	M						1																					1	2				
		F													1													1						
SUSPICION	27	M																																
		F																																
HUMAN TRAFFICKING/COMMERCIAL SEX ACTS	30	M																																
		F																																
HUMAN TRAFFICKING/INVOLUNTARY SERVITUDE	31	M																																
		F																																
TOTAL BY SEX		M					1								1			2										4	6					
		F													2												2							
<b>GRAND TOTAL</b>							1							1		2	2										6	6						

RETURN A - MONTHLY RETURN OF OFFENSES KNOWN TO POLICE

(1) Classification of Offense	(2) Offenses Reported	(3) Unfounded Offenses	(4) Actual Offenses	(5) Offenses Cleared	(6) Juveniles Only
CRIMINAL HOMICIDE					
MURDER/NONNEG MANSLAUGHTER					
MANSLAUGHTER BY NEGLIGENCE					
TOTAL					
RAPE					
RAPE	1		1		
ATTEMPTS TO COMMIT RAPE					
TOTAL	1		1		
ROBBERY					
FIREARM					
KNIFE/CUTTING INSTRUMENT					
OTHER DANGEROUS WEAPON					
STRONG-ARM (HANDS, FISTS)	1		1	1	
TOTAL	1		1	1	
ASSAULT					
FIREARM					
KNIFE OR CUTTING INSTRUMENT	3		3	3	1
OTHER DANGEROUS WEAPON	2		2	3	
HANDS, FIST, FEET, AGGRAVATED					
OTHER ASSAULTS - SIMPLE	36		36	28	1
TOTAL	41		41	34	2
BURGLARY					
FORCIBLE ENTRY	1		1	1	
UNLAWFUL ENTRY - NO FORCE	5		5	4	1
ATTEMPTED FORCIBLE ENTRY					
TOTAL	6		6	5	1
LARCENY-THEFT					
THEFT (EX MOTOR VEHICLE)	78		78	35	3
TOTAL	78		78	35	3
MOTOR VEHICLE THEFT					
AUTOS	5		5	4	2
TRUCKS AND BUSES					
OTHER VEHICLES					
TOTAL	5		5	4	2
<b>GRAND TOTAL</b>	<b>132</b>		<b>132</b>	<b>79</b>	<b>8</b>

PROPERTY STOLEN BY CLASSIFICATION

CLASSIFICATION OF OFFENSES	NUMBER ACTUAL OFFENSES	VALUE OF PROPERTY STOLEN
MURDER/NONNEG MANSLAUGHTER		
RAPE	1	
ROBBERY		
HIGHWAY (STREET, ALLEYS, ETC.)		
COMMERCIAL HOUSE		
GAS OR SERVICE STATION		
CONVENIENCE STORE		
RESIDENCE	1	\$ 50
BANK		
MISCELLANEOUS		
TOTAL ROBBERY	1	\$ 50
BURGLARY		
RESIDENCE (DWELLING)		
NIGHT (6PM-6AM)	1	
DAY (6AM-6PM)	1	\$ 150
UNKNOWN		
NON-RESIDENCE (STORE ETC.)		
NIGHT (6PM-6AM)	4	\$ 2,329
DAY (6AM-6PM)		
UNKNOWN		
TOTAL BURGLARY	6	\$ 2,479
LARCENY-THEFT		
\$200 AND OVER	37	\$ 18,924
\$50 TO \$200	22	\$ 2,216
UNDER \$50	19	\$ 508
TOTAL	78	\$ 21,648
6X. NATURE OF LARCENIES UNDER ITEM 6		
POCKET-PICKING		
PURSE-SNATCHING		
SHOPLIFTING	42	\$ 10,623
FROM MOTOR VEHICLE	8	\$ 2,774
MOTOR VEHICLE PARTS & ACCESSORIES	2	\$ 205
BICYCLES	4	\$ 1,280
FROM BUILDING(EX C&H)	13	\$ 3,436
FROM COIN-OP MACHINES		
ALL OTHER	9	\$ 3,330
TOTAL LARCENY	78	\$ 21,648
MOTOR VEHICLE THEFT	5	\$ 25,093
STOLEN & RECOVERED LOCALLY	5	
STOLEN LOCALLY & RECOVERED OTHER		
TOTAL STOLEN OTHER & RECOVERED LOCAL	5	
STOLEN IN OTHER JURIS & RECOVERED LOCALLY		
TOTAL MOTOR VEHICLE THEFT	5	\$ 25,093
<b>GRAND TOTAL</b>	<b>91</b>	<b>\$ 49,270</b>

PROPERTY BY TYPE AND VALUE

Type of Property (1)	Monetary Value of Property Stolen in Your Jurisdiction	
	STOLEN (2)	RECOVERED (3)
CURRENCY, NOTES, ETC.	\$ 404	
JEWELRY & PRECIOUS METALS	\$ 600	
CLOTHING AND FURS	\$ 5,121	\$ 3,774
LOCALLY STOLEN MOTOR VEHICLE	\$ 25,093	\$ 25,093
OFFICE EQUIPMENT		
TV, RADIOS, CAMERAS, ETC.	\$ 540	
FIREARMS	\$ 650	
HOUSEHOLD GOODS	\$ 1,275	
CONSUMABLE GOODS	\$ 4,899	\$ 4,351
LIVESTOCK		
MISCELLANEOUS	\$ 10,688	\$ 4,284
<b>GRAND TOTAL</b>	<b>\$ 49,270</b>	<b>\$ 37,502</b>

LAW ENFORCEMENT OFFICERS KILLED OR ASSAULTED

Type of activity	Total assaults by weapon	Type of Weapon				Type of Assignment						Officer assaults cleared	
		Firearm	Knife or other cutting instrument	Other dangerous weapon	Hands, fists, feet, etc.	Two-officer vehicle	One-officer vehicle		Detective or special assign.		Other		
							Alone	Asst	Alone	Ast	Alone		Asst
A	B	C	D	E	F	G	H	I	J	K	L	M	
1. Responding to disturbance calls (family quarrels, person with firearm, etc.)	2				2		2						
2. Burglaries in progress or pursuing burglary suspects													
3. Robberies in progress or pursuing robbery suspects	1				1		1						1
4. Attempting other arrests	1				1		1						1
5. Civil disorder (riot, mass disobedience, etc.)													
6. Handling, transporting, custody of prisoners													
7. Investigating suspicious persons or circumstances	2				2		1	1					2
8. Ambush – no warning													
9. Mentally deranged	3		3				3						3
10. Traffic pursuits and stops													
11. All other													
<b>12. TOTAL (1-11)</b>	<b>9</b>		<b>3</b>		<b>6</b>		<b>1</b>	<b>8</b>					<b>7</b>
13. Number with person injury													
14. Number without personal injury	9		3		6								

15. Time of assaults	12 AM	2 AM	4 AM	6 AM	8 AM	10 AM	NOON	2 PM	4 PM	6 PM	8 PM	10 PM	UNK
							6	1		2			

AGE, SEX AND RACE OF PERSONS ARRESTED  
18 Years of age and over

CLASSIFICATIONS OF OFFENSES	UCR	SEX	AGE													TOT	RACE								
			18	19	20	21	22	23	24	25-29	30-34	35-39	40-44	45-49	50-54		55-59	60-64	65 OV	WHT	BLK	IND	ASN	PAC	
MURDER/NONNEG MANSLAUGHTER	01A	M																							
		F																							
MANSLAUGHTER BY NEGLIGENCE	01B	M																							
		F																							
RAPE	02	M																							
		F																							
ROBBERY	03	M																			1				
		F										1											1		
AGGRAVATED ASSAULT	04	M					1				1	1		1	1							1	1		
		F																							
BURGLARY	05	M									1		1									1			
		F									2												2		
LARCENY	06	M		1		1	1			1	1	2	4	2	1							24	9	1	
		F			1					2	4	3	2	3	3	1				1					
MOTOR VEHICLE THEFT	07	M					1								1							1			
		F																							
OTHER ASSAULTS	08	M	1	1		1		3	1	1	6	3	1	1	1	1						19	6	1	1
		F								2	1	1							1						5
ARSON	09	M									1		1									1			
		F																							
FORGERY	10	M																					1		
		F											1											1	
FRAUD	11	M									1												3	1	
		F								1					2										3
EMBEZZLEMENT	12	M	1																				1		
		F																							
STOLEN PROPERTY	13	M																							
		F																							
VANDALISM	14	M																							
		F																							
WEAPONS	15	M								1													1	1	
		F																							
PROSTITUTION AND COMMERCIALIZED VICE	16	M																							
		F																							
PROSTITUTION	16a	M																							
		F																							

AGE, SEX AND RACE OF PERSONS ARRESTED  
18 Years of age and over

CLASSIFICATIONS OF OFFENSES	UCR	SEX	AGE													TOT	RACE							
			18	19	20	21	22	23	24	25-29	30-34	35-39	40-44	45-49	50-54		55-59	60-64	65 OV	WHT	BLK	IND	ASN	PAC
ASSISTING OR PROMOTING PROSTITUTION	16b	M																						
		F																						
PURCHASING PROSTITUTION	16c	M																						
		F																						
SEX OFFENSES	17	M												1							1			
		F																						
DRUG/SALE/MAN	180	M	4									1	2								7			
		F											1								1			
NARCOTICS	180a	M										1	2								3			
		F											1								1			
MARIJUANA	180b	M	4																		4			
		F																						
SYNTHETIC NARC	180c	M																						
		F																						
OTHER/NON-NARC	180d	M																						
		F																						
DRUG/POSSESSION	185	M	6	1								2	5			1					15			
		F	1		1	1						2									5			
NARCOTICS	185e	M										3			1						4			
		F			1	1					2										4			
MARIJUANA	185f	M	6	1																	7			
		F	1																		1			
SYNTHETIC NARC	185g	M										2	2								4			
		F																						
OTHER/NON-NARC	185h	M																						
		F																						
GAMBLING	19	M																						
		F																						
BOOKMAKING	19a	M																						
		F																						
NUMBERS	19b	M																						
		F																						
OTHER GAMBLING	19c	M																						
		F																						
FAMILY/CHILD	20	M																						
		F																						

AGE, SEX AND RACE OF PERSONS ARRESTED  
18 Years of age and over

CLASSIFICATIONS OF OFFENSES	UCR	SEX	AGE														TOT	RACE						
			18	19	20	21	22	23	24	25-29	30-34	35-39	40-44	45-49	50-54	55-59		60-64	65 OV	WHT	BLK	IND	ASN	PAC
DRIVING INFLUENCE	21	M	1	2				1	1	4	6	5	5		3	1	2	2	33	37	1	13		
		F			1		1	1	1	1	2	3	3	1	1	1	1	1	18					
LIQUOR LAWS	22	M	4	3	4				1										12	7		7	1	
		F	1	1										1					3					
DRUNKENNESS	23	M																		1				
		F														1			1					
DISORDERLY CONDUCT	24	M								1		1							2	3				
		F														1			1					
VAGRANCY	25	M																						
		F																						
ALL OTHER	26	M					1	2		2	6	4	4	5	1	7	2		34	29		21		6
		F		4		1	1	1		2	3	1	4	1	4				22					
SUSPICION	27	M																						
		F																						
HUMAN TRAFFICKING/COMMERCIAL SEX ACTS	30	M																						
		F																						
HUMAN TRAFFICKING/INVOLUNTARY SERVITUDE	31	M																						
		F																						
TOTAL BY SEX		M	17	8	4	2	4	6	3	12	28	19	17	10	8	9	4	3	154	154	3	68	4	8
		F	2	5	3	2	2	2	1	10	12	9	11	6	10	4	2	2	83					
<b>GRAND TOTAL</b>			<b>19</b>	<b>13</b>	<b>7</b>	<b>4</b>	<b>6</b>	<b>8</b>	<b>4</b>	<b>22</b>	<b>40</b>	<b>28</b>	<b>28</b>	<b>16</b>	<b>18</b>	<b>13</b>	<b>6</b>	<b>5</b>	<b>237</b>	<b>154</b>	<b>3</b>	<b>68</b>	<b>4</b>	<b>8</b>



AGE, SEX AND RACE OF PERSONS ARRESTED  
under 18 Years of age

CLASSIFICATIONS OF OFFENSES	UCR	SEX	AGE						TOT	RACE					
			Under 10	10-12	13-14	15	16	17		WHT	BLK	IND	ASN	PAC	
MURDER/NONNEG MANSLAUGHTER	01A	M													
		F													
MANSLAUGHTER BY NEGLIGENCE	01B	M													
		F													
RAPE	02	M													
		F													
ROBBERY	03	M													
		F													
AGGRAVATED ASSAULT	04	M			1				1	1					
		F													
BURGLARY	05	M						1	1			1			
		F													
LARCENY	06	M					1		1			1			
		F													
MOTOR VEHICLE THEFT	07	M					1	1	2		1	1			
		F													
OTHER ASSAULTS	08	M						1	1			1			
		F													
ARSON	09	M													
		F													
FORGERY	10	M													
		F													
FRAUD	11	M													
		F													
EMBEZZLEMENT	12	M													
		F													
STOLEN PROPERTY	13	M													
		F													
VANDALISM	14	M													
		F													
WEAPONS	15	M													
		F													
PROSTITUTION	16	M													
		F													
PROSTITUTION	16a	M													
		F													

AGE, SEX AND RACE OF PERSONS ARRESTED  
under 18 Years of age

CLASSIFICATIONS OF OFFENSES	UCR	SEX	AGE						TOT	RACE				
			Under 10	10-12	13-14	15	16	17		WHT	BLK	IND	ASN	PAC
			ASSISTING OR PROMOTING PROSTITUTION	16b	M									
		F												
PURCHASING PROSTITUTION	16c	M												
		F												
SEX OFFENSES	17	M			1				1	1				
		F												
<b>DRUG/SALE/MAN</b>	180	M					2		2	1		1		
		F												
NARCOTICS	180a	M												
		F												
MARIJUANA	180b	M					2		2	1		1		
		F												
SYNTHETIC NARC	180c	M												
		F												
OTHER/NON-NARC	180d	M												
		F												
<b>DRUG/POSSESSION</b>	185	M								2				
		F						2	2					
NARCOTICS	185e	M												
		F												
MARIJUANA	185f	M								2				
		F						2	2					
SYNTHETIC NARC	185g	M												
		F												
OTHER/NON-NARC	185h	M												
		F												
<b>GAMBLING</b>	19	M												
		F												
BOOKMAKING	19a	M												
		F												
NUMBERS	19b	M												
		F												
OTHER GAMBLING	19c	M												
		F												
FAMILY/CHILD	20	M												
		F												

AGE, SEX AND RACE OF PERSONS ARRESTED  
under 18 Years of age

CLASSIFICATIONS OF OFFENSES	UCR	SEX	AGE							TOT	RACE				
			Under 10	10-12	13-14	15	16	17	WHT		BLK	IND	ASN	PAC	
			DRIVING INFLUENCE	21	M							2	2	2	
		F													
LIQUOR LAWS	22	M				1	1	5	7	6		3			
		F				1		1	2						
DRUNKENNESS	23	M													
		F													
DISORDERLY CONDUCT	24	M													
		F													
VAGRANCY	25	M													
		F													
ALL OTHER	26	M													
		F													
SUSPICION	27	M													
		F													
CURFEW	28	M													
		F													
RUN-AWAYS	29	M													
		F													
HUMAN TRAFFICKING/COMMERCIAL SEX ACTS	30	M													
		F													
HUMAN TRAFFICKING/INVOLUNTARY SERVITUDE	31	M													
		F													
TOTAL BY SEX		M			2	1	5	10	18	13	1	8			
		F				1		3	4						
GRAND TOTAL					2	2	5	13	22	13	1	8			

MONTHLY RETURN OF ARSON OFFENSES KNOWN TO LAW ENFORCEMENT

1 PROPERTY CLASSIFICATION	2 Offenses Reported or Known to Police (Include Unfounded and attempts)	3 Unfounded, i.e. False or Baseless Complaints	4 Number of Actual Offenses (Column 2 Minus Column 3) (Include Attempts)	5 Total Offenses Cleared by Arrest or Exceptional Means (Include Column 6)	6 Number of Clearances Involving Only Persons Under 18 Years of Age	7 Offenses Where Structures Uninhabited, Abandoned, or not Normally in Use	8 Estimated Value of Property Damage
STRUCTURAL							
A. Single Occupancy Residential: Houses, Townhouses, Duplexes, etc.							
B. Other Residential: Apartments, Tenements, Flats, Hotels, Motels, Inns, Dormitories, Boarding Houses, etc.							
C. Storage: Barns, Garages, Warehouses, etc.							
D. Industrial/Manufacturing:							
E. Other Commercial: Stores, Restaurants, Offices, etc.							
F. Community/Public: Churches, Jails, Schools, Colleges, Hospitals, etc.	1		1	1			
G. All Other Structure: Out Buildings, Monuments, Buildings Under Constructions, etc.							
<b>TOTAL STRUCTURAL</b>	<b>1</b>		<b>1</b>	<b>1</b>			
MOBILE							
H. Motor Vehicles: Automobiles, Trucks, Buses, Motorcycles, etc. UCR Definition							
I. Other Mobile Property: Trailers, Recreational Vehicles, Airplanes, Boats, etc.							
<b>TOTAL MOBILE</b>							
OTHER							
J. TOTAL OTHER Crops, Timber, Fences, Signs, etc.	1		1	1			
<b>TOTAL OTHER</b>	<b>1</b>		<b>1</b>	<b>1</b>			
<b>GRAND TOTAL</b>	<b>2</b>		<b>2</b>	<b>2</b>			

RETURN A - MONTHLY RETURN OF OFFENSES KNOWN TO POLICE

(1) Classification of Offense	(2) Offenses Reported	(3) Unfounded Offenses	(4) Actual Offenses	(5) Offenses Cleared	(6) Juveniles Only
CRIMINAL HOMICIDE					
MURDER/NONNEG MANSLAUGHTER					
MANSLAUGHTER BY NEGLIGENCE					
TOTAL					
RAPE					
RAPE					
ATTEMPTS TO COMMIT RAPE					
TOTAL					
ROBBERY					
FIREARM					
KNIFE/CUTTING INSTRUMENT					
OTHER DANGEROUS WEAPON					
STRONG-ARM (HANDS, FISTS)					
TOTAL					
ASSAULT					
FIREARM	1		1	1	
KNIFE OR CUTTING INSTRUMENT	6		6	5	
OTHER DANGEROUS WEAPON	2		2	2	
HANDS, FIST, FEET, AGGRAVATED					
OTHER ASSAULTS - SIMPLE	23		23	22	
TOTAL	32		32	30	
BURGLARY					
FORCIBLE ENTRY	1		1		
UNLAWFUL ENTRY - NO FORCE					
ATTEMPTED FORCIBLE ENTRY					
TOTAL	1		1		
LARCENY-THEFT					
THEFT (EX MOTOR VEHICLE)	54	1	53	18	
TOTAL	54	1	53	18	
MOTOR VEHICLE THEFT					
AUTOS					
TRUCKS AND BUSES					
OTHER VEHICLES					
TOTAL					
<b>GRAND TOTAL</b>	<b>87</b>	<b>1</b>	<b>86</b>	<b>48</b>	



PROPERTY BY TYPE AND VALUE

Type of Property (1)	Monetary Value of Property Stolen in Your Jurisdiction	
	STOLEN (2)	RECOVERED (3)
CURRENCY, NOTES, ETC.	\$ 3,507	\$ 7
JEWELRY & PRECIOUS METALS		
CLOTHING AND FURS	\$ 400	\$ 160
LOCALLY STOLEN MOTOR VEHICLE		
OFFICE EQUIPMENT		
TV, RADIOS, CAMERAS, ETC.	\$ 1,000	\$ 600
FIREARMS	\$ 2,400	\$ 3,000
HOUSEHOLD GOODS		
CONSUMABLE GOODS	\$ 320	
LIVESTOCK		
MISCELLANEOUS	\$ 9,547	\$ 1,720
<b>GRAND TOTAL</b>	<b>\$ 17,174</b>	<b>\$ 5,487</b>

LAW ENFORCEMENT OFFICERS KILLED OR ASSAULTED

Type of activity	Total assaults by weapon	Type of Weapon				Type of Assignment						Officer assaults cleared	
		Firearm	Knife or other cutting instrument	Other dangerous weapon	Hands, fists, feet, etc.	Two-officer vehicle	One-officer vehicle		Detective or special assign.		Other		
							Alone	Asst	Alone	Ast	Alone		Asst
A	B	C	D	E	F	G	H	I	J	K	L	M	
1. Responding to disturbance calls (family quarrels, person with firearm, etc.)	2				2							2	2
2. Burglaries in progress or pursuing burglary suspects													
3. Robberies in progress or pursuing robbery suspects													
4. Attempting other arrests													
5. Civil disorder (riot, mass disobedience, etc.)													
6. Handling, transporting, custody of prisoners													
7. Investigating suspicious persons or circumstances													
8. Ambush – no warning													
9. Mentally deranged													
10. Traffic pursuits and stops													
11. All other													
<b>12. TOTAL (1-11)</b>	<b>2</b>				<b>2</b>							<b>2</b>	<b>2</b>
13. Number with person injury													
14. Number without personal injury	2				2								

15. Time of assaults	12 AM	2 AM	4 AM	6 AM	8 AM	10 AM	NOON	2 PM	4 PM	6 PM	8 PM	10 PM	UNK
									1	1			



AGE, SEX AND RACE OF PERSONS ARRESTED  
18 Years of age and over

CLASSIFICATIONS OF OFFENSES	UCR	SEX	AGE													TOT	RACE							
			18	19	20	21	22	23	24	25-29	30-34	35-39	40-44	45-49	50-54		55-59	60-64	65 OV	WHT	BLK	IND	ASN	PAC
MURDER/NONNEG MANSLAUGHTER	01A	M																						
		F																						
MANSLAUGHTER BY NEGLIGENCE	01B	M																						
		F																						
RAPE	02	M																						
		F																						
ROBBERY	03	M																						
		F																						
AGGRAVATED ASSAULT	04	M								2		2	1							5	5			
		F																						
BURGLARY	05	M																						
		F																						
LARCENY	06	M					4				1		1		1					7	2		5	
		F																						
MOTOR VEHICLE THEFT	07	M																						
		F																						
OTHER ASSAULTS	08	M				1				1	2	3		1	1				1	10	6	2	3	
		F									1									1				
ARSON	09	M																						
		F																						
FORGERY	10	M																						
		F																						
FRAUD	11	M																						
		F																						
EMBEZZLEMENT	12	M																						
		F																						
STOLEN PROPERTY	13	M																						
		F																						
VANDALISM	14	M								1										1	1			
		F																						
WEAPONS	15	M													1					1	1			
		F																						
PROSTITUTION AND COMMERCIALIZED VICE	16	M																						
		F																						
PROSTITUTION	16a	M																						
		F																						

AGE, SEX AND RACE OF PERSONS ARRESTED  
18 Years of age and over

CLASSIFICATIONS OF OFFENSES	UCR	SEX	AGE														TOT	RACE						
			18	19	20	21	22	23	24	25-29	30-34	35-39	40-44	45-49	50-54	55-59		60-64	65 OV	WHT	BLK	IND	ASN	PAC
ASSISTING OR PROMOTING PROSTITUTION	16b	M																						
		F																						
PURCHASING PROSTITUTION	16c	M																						
		F																						
SEX OFFENSES	17	M										1		1						2	1		1	
		F																						
DRUG/SALE/MAN	180	M															1			1	1			
		F																						
NARCOTICS	180a	M															1			1	1			
		F																						
MARIJUANA	180b	M																						
		F																						
SYNTHETIC NARC	180c	M																						
		F																						
OTHER/NON-NARC	180d	M																						
		F																						
DRUG/POSSESSION	185	M										1	1							2	1		1	
		F																						
NARCOTICS	185e	M																						
		F																						
MARIJUANA	185f	M																						
		F																						
SYNTHETIC NARC	185g	M										1	1							2	1		1	
		F																						
OTHER/NON-NARC	185h	M																						
		F																						
GAMBLING	19	M																						
		F																						
BOOKMAKING	19a	M																						
		F																						
NUMBERS	19b	M																						
		F																						
OTHER GAMBLING	19c	M																						
		F																						
FAMILY/CHILD	20	M																						
		F																						

AGE, SEX AND RACE OF PERSONS ARRESTED  
18 Years of age and over

CLASSIFICATIONS OF OFFENSES	UCR	SEX	AGE														TOT	RACE								
			18	19	20	21	22	23	24	25-29	30-34	35-39	40-44	45-49	50-54	55-59		60-64	65 OV	WHT	BLK	IND	ASN	PAC		
DRIVING INFLUENCE	21	M		1		1	1					2	4	2	1	1				1	14	13			3	
		F									1					1					2					
LIQUOR LAWS	22	M																								
		F																								
DRUNKENNESS	23	M													1						1	1				
		F																								
DISORDERLY CONDUCT	24	M					1								1						2	1		1		
		F																								
VAGRANCY	25	M																								
		F																								
ALL OTHER	26	M							1	5	5	4			2	1	1			1	20	14	1	1	5	
		F															1				1					
SUSPICION	27	M																								
		F																								
HUMAN TRAFFICKING/COMMERCIAL SEX ACTS	30	M																								
		F																								
HUMAN TRAFFICKING/INVOLUNTARY SERVITUDE	31	M																								
		F																								
TOTAL BY SEX		M		1		2	2	4	1	12	14	11	4	6	4	2				3	66	47	3	8	12	
		F								1	1				2						4					
<b>GRAND TOTAL</b>				1		2	2	4	1	13	15	11	4	6	6	2			3	70	47	3	8	12		

RETURN A - MONTHLY RETURN OF OFFENSES KNOWN TO POLICE

(1) Classification of Offense	(2) Offenses Reported	(3) Unfounded Offenses	(4) Actual Offenses	(5) Offenses Cleared	(6) Juveniles Only
CRIMINAL HOMICIDE					
MURDER/NONNEG MANSLAUGHTER					
MANSLAUGHTER BY NEGLIGENCE					
TOTAL					
RAPE					
RAPE	1		1		
ATTEMPTS TO COMMIT RAPE					
TOTAL	1		1		
ROBBERY					
FIREARM	1		1		
KNIFE/CUTTING INSTRUMENT					
OTHER DANGEROUS WEAPON					
STRONG-ARM (HANDS, FISTS)					
TOTAL	1		1		
ASSAULT					
FIREARM					
KNIFE OR CUTTING INSTRUMENT					
OTHER DANGEROUS WEAPON					
HANDS, FIST, FEET, AGGRAVATED					
OTHER ASSAULTS - SIMPLE	2		2	2	
TOTAL	2		2	2	
BURGLARY					
FORCIBLE ENTRY	3		3	1	
UNLAWFUL ENTRY - NO FORCE	3		3		
ATTEMPTED FORCIBLE ENTRY	1	1			
TOTAL	7	1	6	1	
LARCENY-THEFT					
THEFT (EX MOTOR VEHICLE)	37	4	33	5	
TOTAL	37	4	33	5	
MOTOR VEHICLE THEFT					
AUTOS	3	1	2		
TRUCKS AND BUSES					
OTHER VEHICLES	1		1		
TOTAL	4	1	3		
<b>GRAND TOTAL</b>	<b>52</b>	<b>6</b>	<b>46</b>	<b>8</b>	

PROPERTY STOLEN BY CLASSIFICATION

CLASSIFICATION OF OFFENSES	NUMBER ACTUAL OFFENSES	VALUE OF PROPERTY STOLEN
MURDER/NONNEG MANSLAUGHTER		
RAPE	1	
ROBBERY		
HIGHWAY (STREET, ALLEYS, ETC.)		
COMMERCIAL HOUSE		
GAS OR SERVICE STATION		
CONVENIENCE STORE		
RESIDENCE		
BANK		
MISCELLANEOUS	1	
TOTAL ROBBERY	1	
BURGLARY		
RESIDENCE (DWELLING)		
NIGHT (6PM-6AM)		
DAY (6AM-6PM)	1	\$ 12,300
UNKNOWN	2	\$ 2,865
NON-RESIDENCE (STORE ETC.)		
NIGHT (6PM-6AM)	1	
DAY (6AM-6PM)	1	
UNKNOWN	1	\$ 2,040
TOTAL BURGLARY	6	\$ 17,205
LARCENY-THEFT		
\$200 AND OVER	14	\$ 12,665
\$50 TO \$200	12	\$ 1,641
UNDER \$50	7	\$ 74
TOTAL	33	\$ 14,380
6X. NATURE OF LARCENIES UNDER ITEM 6		
POCKET-PICKING		
PURSE-SNATCHING		
SHOPLIFTING		
FROM MOTOR VEHICLE	6	\$ 4,081
MOTOR VEHICLE PARTS & ACCESSORIES	1	\$ 95
BICYCLES	4	\$ 1,400
FROM BUILDING(EX C&H)	13	\$ 4,943
FROM COIN-OP MACHINES		
ALL OTHER	9	\$ 3,861
TOTAL LARCENY	33	\$ 14,380
MOTOR VEHICLE THEFT	3	\$ 5,503
STOLEN & RECOVERED LOCALLY		
STOLEN LOCALLY & RECOVERED OTHER	1	
TOTAL STOLEN OTHER & RECOVERED LOCAL	1	
STOLEN IN OTHER JURIS & RECOVERED LOCALLY		
TOTAL MOTOR VEHICLE THEFT	3	\$ 5,503
<b>GRAND TOTAL</b>	<b>44</b>	<b>\$ 37,088</b>

## PROPERTY BY TYPE AND VALUE

Type of Property (1)	Monetary Value of Property Stolen in Your Jurisdiction	
	STOLEN (2)	RECOVERED (3)
CURRENCY, NOTES, ETC.	\$ 1,059	\$ 120
JEWELRY & PRECIOUS METALS	\$ 50	
CLOTHING AND FURS	\$ 2,700	
LOCALLY STOLEN MOTOR VEHICLE	\$ 17,503	\$ 14,250
OFFICE EQUIPMENT	\$ 4,350	
TV, RADIOS, CAMERAS, ETC.	\$ 300	\$ 300
FIREARMS	\$ 300	
HOUSEHOLD GOODS	\$ 35	
CONSUMABLE GOODS	\$ 10	
LIVESTOCK		
MISCELLANEOUS	\$ 10,781	\$ 3,400
<b>GRAND TOTAL</b>	<b>\$ 37,088</b>	<b>\$ 18,070</b>

AGE, SEX AND RACE OF PERSONS ARRESTED  
18 Years of age and over

CLASSIFICATIONS OF OFFENSES	UCR	SEX	AGE													TOT	RACE								
			18	19	20	21	22	23	24	25-29	30-34	35-39	40-44	45-49	50-54		55-59	60-64	65 OV	WHT	BLK	IND	ASN	PAC	
MURDER/NONNEG MANSLAUGHTER	01A	M																							
		F																							
MANSLAUGHTER BY NEGLIGENCE	01B	M																							
		F																							
RAPE	02	M																							
		F																							
ROBBERY	03	M																							
		F																							
AGGRAVATED ASSAULT	04	M																							
		F																							
BURGLARY	05	M																							
		F																							
LARCENY	06	M								1	2	2								5	2		2		1
		F																							
MOTOR VEHICLE THEFT	07	M																							
		F																							
OTHER ASSAULTS	08	M						1												1			2		
		F				1														1					
ARSON	09	M																							
		F																							
FORGERY	10	M																							
		F																							
FRAUD	11	M																							
		F																							
EMBEZZLEMENT	12	M																							
		F																							
STOLEN PROPERTY	13	M																							
		F																							
VANDALISM	14	M																							
		F																							
WEAPONS	15	M																							
		F																							
PROSTITUTION AND COMMERCIALIZED VICE	16	M																							
		F																							
PROSTITUTION	16a	M																							
		F																							

AGE, SEX AND RACE OF PERSONS ARRESTED  
18 Years of age and over

CLASSIFICATIONS OF OFFENSES	UCR	SEX	AGE														TOT	RACE							
			18	19	20	21	22	23	24	25-29	30-34	35-39	40-44	45-49	50-54	55-59		60-64	65 OV	WHT	BLK	IND	ASN	PAC	
ASSISTING OR PROMOTING PROSTITUTION	16b	M																							
		F																							
PURCHASING PROSTITUTION	16c	M																							
		F																							
SEX OFFENSES	17	M																							
		F																							
DRUG/SALE/MAN	180	M																							
		F																							
NARCOTICS	180a	M																							
		F																							
MARIJUANA	180b	M																							
		F																							
SYNTHETIC NARC	180c	M																							
		F																							
OTHER/NON-NARC	180d	M																							
		F																							
DRUG/POSSESSION	185	M	1			1								1			1				4	2	1		1
		F																							
NARCOTICS	185e	M												1						1					
		F																							
MARIJUANA	185f	M	1																	1				1	
		F																							
SYNTHETIC NARC	185g	M				1											1			2	1	1			
		F																							
OTHER/NON-NARC	185h	M																							
		F																							
GAMBLING	19	M																							
		F																							
BOOKMAKING	19a	M																							
		F																							
NUMBERS	19b	M																							
		F																							
OTHER GAMBLING	19c	M																							
		F																							
FAMILY/CHILD	20	M																							
		F																							



AGE, SEX AND RACE OF PERSONS ARRESTED  
18 Years of age and over

CLASSIFICATIONS OF OFFENSES	UCR	SEX	AGE													TOT	RACE								
			18	19	20	21	22	23	24	25-29	30-34	35-39	40-44	45-49	50-54		55-59	60-64	65 OV	WHT	BLK	IND	ASN	PAC	
DRIVING INFLUENCE	21	M										1				1				2	1		2		
		F												1						1					
LIQUOR LAWS	22	M		1																1	2				
		F	1																	1					
DRUNKENNESS	23	M																							
		F																							
DISORDERLY CONDUCT	24	M													1	1				2	2		1		
		F										1								1					
VAGRANCY	25	M								8			1							9	8		2		
		F							1											1					
ALL OTHER	26	M		2							2		1			1				6	4	1	1		
		F																							
SUSPICION	27	M																							
		F																							
HUMAN TRAFFICKING/COMMERCIAL SEX ACTS	30	M																							
		F																							
HUMAN TRAFFICKING/INVOLUNTARY SERVITUDE	31	M																							
		F																							
TOTAL BY SEX		M	1	3		1		1		9	5	3	2		3	2				30	21	2	10	1	1
		F	1			1			1			1		1						5					
<b>GRAND TOTAL</b>			2	3		2		1	1	9	5	4	2	1	3	2			35	21	2	10	1	1	

MONTHLY RETURN OF ARSON OFFENSES KNOWN TO LAW ENFORCEMENT

1 PROPERTY CLASSIFICATION	2 Offenses Reported or Known to Police (Include Unfounded and attempts)	3 Unfounded, i.e. False or Baseless Complaints	4 Number of Actual Offenses (Column 2 Minus Column 3) (Include Attempts)	5 Total Offenses Cleared by Arrest or Exceptional Means (Include Column 6)	6 Number of Clearances Involving Only Persons Under 18 Years of Age	7 Offenses Where Structures Uninhabited, Abandoned, or not Normally in Use	8 Estimated Value of Property Damage
<b>STRUCTURAL</b>							
A. Single Occupancy Residential: Houses, Townhouses, Duplexes, etc.							
B. Other Residential: Apartments, Tenements, Flats, Hotels, Motels, Inns, Dormitories, Boarding Houses, etc.							
C. Storage: Barns, Garages, Warehouses, etc.							
D. Industrial/Manufacturing:							
E. Other Commercial: Stores, Restaurants, Offices, etc.							
F. Community/Public: Churches, Jails, Schools, Colleges, Hospitals, etc.							
G. All Other Structure: Out Buildings, Monuments, Buildings Under Constructions, etc.	1		1				
<b>TOTAL STRUCTURAL</b>	1		1				
<b>MOBILE</b>							
H. Motor Vehicles: Automobiles, Trucks, Buses, Motorcycles, etc. UCR Definition							
I. Other Mobile Property: Trailers, Recreational Vehicles, Airplanes, Boats, etc.							
<b>TOTAL MOBILE</b>							
<b>OTHER</b>							
J. TOTAL OTHER Crops, Timber, Fences, Signs, etc.							
<b>TOTAL OTHER</b>							
<b>GRAND TOTAL</b>	1		1				

RETURN A - MONTHLY RETURN OF OFFENSES KNOWN TO POLICE

(1) Classification of Offense	(2) Offenses Reported	(3) Unfounded Offenses	(4) Actual Offenses	(5) Offenses Cleared	(6) Juveniles Only
CRIMINAL HOMICIDE					
MURDER/NONNEG MANSLAUGHTER					
MANSLAUGHTER BY NEGLIGENCE					
TOTAL					
RAPE					
RAPE	2	1	1		
ATTEMPTS TO COMMIT RAPE					
TOTAL	2	1	1		
ROBBERY					
FIREARM					
KNIFE/CUTTING INSTRUMENT					
OTHER DANGEROUS WEAPON					
STRONG-ARM (HANDS, FISTS)					
TOTAL					
ASSAULT					
FIREARM					
KNIFE OR CUTTING INSTRUMENT					
OTHER DANGEROUS WEAPON					
HANDS, FIST, FEET, AGGRAVATED					
OTHER ASSAULTS - SIMPLE	3		3	2	
TOTAL	3		3	2	
BURGLARY					
FORCIBLE ENTRY					
UNLAWFUL ENTRY - NO FORCE	1		1		
ATTEMPTED FORCIBLE ENTRY					
TOTAL	1		1		
LARCENY-THEFT					
THEFT (EX MOTOR VEHICLE)	22		22		
TOTAL	22		22		
MOTOR VEHICLE THEFT					
AUTOS					
TRUCKS AND BUSES					
OTHER VEHICLES	2		2		
TOTAL	2		2		
<b>GRAND TOTAL</b>	<b>30</b>	<b>1</b>	<b>29</b>	<b>2</b>	

PROPERTY STOLEN BY CLASSIFICATION

CLASSIFICATION OF OFFENSES	NUMBER ACTUAL OFFENSES	VALUE OF PROPERTY STOLEN
MURDER/NONNEG MANSLAUGHTER		
RAPE	1	
ROBBERY		
HIGHWAY (STREET, ALLEYS, ETC.)		
COMMERCIAL HOUSE		
GAS OR SERVICE STATION		
CONVENIENCE STORE		
RESIDENCE		
BANK		
MISCELLANEOUS		
TOTAL ROBBERY		
BURGLARY		
RESIDENCE (DWELLING)		
NIGHT (6PM-6AM)	1	\$ 370
DAY (6AM-6PM)		
UNKNOWN		
NON-RESIDENCE (STORE ETC.)		
NIGHT (6PM-6AM)		
DAY (6AM-6PM)		
UNKNOWN		
TOTAL BURGLARY	1	\$ 370
LARCENY-THEFT		
\$200 AND OVER	12	\$ 5,420
\$50 TO \$200	7	\$ 697
UNDER \$50	3	\$ 95
TOTAL	22	\$ 6,212
6X. NATURE OF LARCENIES UNDER ITEM 6		
POCKET-PICKING		
PURSE-SNATCHING		
SHOPLIFTING		
FROM MOTOR VEHICLE	2	\$ 150
MOTOR VEHICLE PARTS & ACCESSORIES	2	\$ 100
BICYCLES	14	\$ 5,077
FROM BUILDING(EX C&H)	3	\$ 845
FROM COIN-OP MACHINES		
ALL OTHER	1	\$ 40
TOTAL LARCENY	22	\$ 6,212
MOTOR VEHICLE THEFT	2	\$ 3,000
STOLEN & RECOVERED LOCALLY		
STOLEN LOCALLY & RECOVERED OTHER		
TOTAL STOLEN OTHER & RECOVERED LOCAL		
STOLEN IN OTHER JURIS & RECOVERED LOCALLY	1	
TOTAL MOTOR VEHICLE THEFT	2	\$ 3,000
<b>GRAND TOTAL</b>	<b>26</b>	<b>\$ 9,582</b>

PROPERTY BY TYPE AND VALUE

Type of Property (1)	Monetary Value of Property Stolen in Your Jurisdiction	
	STOLEN (2)	RECOVERED (3)
CURRENCY, NOTES, ETC.		
JEWELRY & PRECIOUS METALS	\$ 200	
CLOTHING AND FURS	\$ 80	
LOCALLY STOLEN MOTOR VEHICLE	\$ 3,000	
OFFICE EQUIPMENT	\$ 145	\$ 145
TV, RADIOS, CAMERAS, ETC.	\$ 225	\$ 225
FIREARMS		
HOUSEHOLD GOODS	\$ 5	
CONSUMABLE GOODS		
LIVESTOCK		
MISCELLANEOUS	\$ 5,927	\$ 1,050
<b>GRAND TOTAL</b>	<b>\$ 9,582</b>	<b>\$ 1,420</b>

AGE, SEX AND RACE OF PERSONS ARRESTED  
18 Years of age and over

CLASSIFICATIONS OF OFFENSES	UCR	SEX	AGE													TOT	RACE							
			18	19	20	21	22	23	24	25-29	30-34	35-39	40-44	45-49	50-54		55-59	60-64	65 OV	WHT	BLK	IND	ASN	PAC
MURDER/NONNEG MANSLAUGHTER	01A	M																						
		F																						
MANSLAUGHTER BY NEGLIGENCE	01B	M																						
		F																						
RAPE	02	M																						
		F																						
ROBBERY	03	M																						
		F																						
AGGRAVATED ASSAULT	04	M																						
		F																						
BURGLARY	05	M																						
		F																						
LARCENY	06	M																						
		F																						
MOTOR VEHICLE THEFT	07	M																						
		F																						
OTHER ASSAULTS	08	M										1								1				
		F							1															
ARSON	09	M																						
		F																						
FORGERY	10	M																						
		F																						
FRAUD	11	M																						
		F																						
EMBEZZLEMENT	12	M																						
		F																						
STOLEN PROPERTY	13	M	1																	1				
		F																						
VANDALISM	14	M																						
		F																						
WEAPONS	15	M																						
		F																						
PROSTITUTION AND COMMERCIALIZED VICE	16	M																						
		F																						
PROSTITUTION	16a	M																						
		F																						

AGE, SEX AND RACE OF PERSONS ARRESTED  
18 Years of age and over

CLASSIFICATIONS OF OFFENSES	UCR	SEX	AGE													TOT	RACE											
			18	19	20	21	22	23	24	25-29	30-34	35-39	40-44	45-49	50-54		55-59	60-64	65 OV	WHT	BLK	IND	ASN	PAC				
ASSISTING OR PROMOTING PROSTITUTION	16b	M																										
		F																										
PURCHASING PROSTITUTION	16c	M																										
		F																										
SEX OFFENSES	17	M																										
		F																										
DRUG/SALE/MAN	180	M																						1				
		F		1																					1			
NARCOTICS	180a	M																										
		F																										
MARIJUANA	180b	M																							1			
		F		1																						1		
SYNTHETIC NARC	180c	M																										
		F																										
OTHER/NON-NARC	180d	M																										
		F																										
DRUG/POSSESSION	185	M									1															1		
		F				1																				1		
NARCOTICS	185e	M																										
		F																										
MARIJUANA	185f	M																										
		F																										
SYNTHETIC NARC	185g	M																										
		F																										
OTHER/NON-NARC	185h	M									1															1		
		F				1																				1		
GAMBLING	19	M																										
		F																										
BOOKMAKING	19a	M																										
		F																										
NUMBERS	19b	M																										
		F																										
OTHER GAMBLING	19c	M																										
		F																										
FAMILY/CHILD	20	M																										
		F																										

AGE, SEX AND RACE OF PERSONS ARRESTED  
18 Years of age and over

CLASSIFICATIONS OF OFFENSES	UCR	SEX	AGE														TOT	RACE							
			18	19	20	21	22	23	24	25-29	30-34	35-39	40-44	45-49	50-54	55-59		60-64	65 OV	WHT	BLK	IND	ASN	PAC	
DRIVING INFLUENCE	21	M			1	1					2	2								6	6	3	1		
		F								1		1	1		1					4					
LIQUOR LAWS	22	M			1															1	1		1		
		F			1															1					
DRUNKENNESS	23	M																							
		F																							
DISORDERLY CONDUCT	24	M	1																	1	1				
		F																							
VAGRANCY	25	M																							
		F																							
ALL OTHER	26	M				1	2		1	1	6	3	3	1	1					19	9	1	9	1	
		F									1									1					
SUSPICION	27	M																							
		F																							
HUMAN TRAFFICKING/COMMERCIAL SEX ACTS	30	M																							
		F																							
HUMAN TRAFFICKING/INVOLUNTARY SERVITUDE	31	M																							
		F																							
TOTAL BY SEX		M	2		2	2	2		1	4	9	3	3	1	1					30	19	4	15	1	
		F		1	1	1			1	1	1	1	1		1					9					
<b>GRAND TOTAL</b>			2	1	3	3	2		2	5	10	4	4	1	2					39	19	4	15	1	



AGE, SEX AND RACE OF PERSONS ARRESTED  
under 18 Years of age

CLASSIFICATIONS OF OFFENSES	UCR	SEX	AGE						TOT	RACE				
			Under 10	10-12	13-14	15	16	17		WHT	BLK	IND	ASN	PAC
MURDER/NONNEG MANSLAUGHTER	01A	M												
		F												
MANSLAUGHTER BY NEGLIGENCE	01B	M												
		F												
RAPE	02	M												
		F												
ROBBERY	03	M												
		F												
AGGRAVATED ASSAULT	04	M												
		F												
BURGLARY	05	M												
		F												
LARCENY	06	M												
		F												
MOTOR VEHICLE THEFT	07	M												
		F												
OTHER ASSAULTS	08	M												
		F												
ARSON	09	M												
		F												
FORGERY	10	M												
		F												
FRAUD	11	M												
		F												
EMBEZZLEMENT	12	M												
		F												
STOLEN PROPERTY	13	M												
		F												
VANDALISM	14	M												
		F												
WEAPONS	15	M												
		F												
PROSTITUTION	16	M												
		F												
PROSTITUTION	16a	M												
		F												

AGE, SEX AND RACE OF PERSONS ARRESTED  
under 18 Years of age

CLASSIFICATIONS OF OFFENSES	UCR	SEX	AGE						TOT	RACE				
			Under 10	10-12	13-14	15	16	17		WHT	BLK	IND	ASN	PAC
ASSISTING OR PROMOTING PROSTITUTION	16b	M												
		F												
PURCHASING PROSTITUTION	16c	M												
		F												
SEX OFFENSES	17	M												
		F												
DRUG/SALE/MAN	180	M												
		F												
NARCOTICS	180a	M												
		F												
MARIJUANA	180b	M												
		F												
SYNTHETIC NARC	180c	M												
		F												
OTHER/NON-NARC	180d	M												
		F												
DRUG/POSSESSION	185	M												
		F												
NARCOTICS	185e	M												
		F												
MARIJUANA	185f	M												
		F												
SYNTHETIC NARC	185g	M												
		F												
OTHER/NON-NARC	185h	M												
		F												
GAMBLING	19	M												
		F												
BOOKMAKING	19a	M												
		F												
NUMBERS	19b	M												
		F												
OTHER GAMBLING	19c	M												
		F												
FAMILY/CHILD	20	M												
		F												

AGE, SEX AND RACE OF PERSONS ARRESTED  
under 18 Years of age

CLASSIFICATIONS OF OFFENSES	UCR	SEX	AGE							TOT	RACE									
			Under 10	10-12	13-14	15	16	17	WHT		BLK	IND	ASN	PAC						
			DRIVING INFLUENCE	21	M															
		F																		
LIQUOR LAWS	22	M					1	1	2	2	1	2								
		F			2			1	3											
DRUNKENNESS	23	M																		
		F																		
DISORDERLY CONDUCT	24	M																		
		F																		
VAGRANCY	25	M																		
		F																		
ALL OTHER	26	M																		
		F																		
SUSPICION	27	M																		
		F																		
CURFEW	28	M																		
		F																		
RUN-AWAYS	29	M																		
		F																		
HUMAN TRAFFICKING/COMMERCIAL SEX ACTS	30	M																		
		F																		
HUMAN TRAFFICKING/INVOLUNTARY SERVITUDE	31	M																		
		F																		
TOTAL BY SEX		M					1	1	2	2	1	2								
		F			2			1	3											
GRAND TOTAL					2		1	2	5	2	1	2								

RETURN A - MONTHLY RETURN OF OFFENSES KNOWN TO POLICE

(1) Classification of Offense	(2) Offenses Reported	(3) Unfounded Offenses	(4) Actual Offenses	(5) Offenses Cleared	(6) Juveniles Only
CRIMINAL HOMICIDE					
MURDER/NONNEG MANSLAUGHTER					
MANSLAUGHTER BY NEGLIGENCE					
TOTAL					
RAPE					
RAPE	2		2	1	
ATTEMPTS TO COMMIT RAPE					
TOTAL	2		2	1	
ROBBERY					
FIREARM					
KNIFE/CUTTING INSTRUMENT					
OTHER DANGEROUS WEAPON					
STRONG-ARM (HANDS, FISTS)					
TOTAL					
ASSAULT					
FIREARM	2		2	1	
KNIFE OR CUTTING INSTRUMENT					
OTHER DANGEROUS WEAPON	3		3	3	
HANDS, FIST, FEET, AGGRAVATED					
OTHER ASSAULTS - SIMPLE	24	1	23	20	
TOTAL	29	1	28	24	
BURGLARY					
FORCIBLE ENTRY	2		2		
UNLAWFUL ENTRY - NO FORCE	2	1	1	1	
ATTEMPTED FORCIBLE ENTRY					
TOTAL	4	1	3	1	
LARCENY-THEFT					
THEFT (EX MOTOR VEHICLE)	36	3	33	9	1
TOTAL	36	3	33	9	1
MOTOR VEHICLE THEFT					
AUTOS					
TRUCKS AND BUSES					
OTHER VEHICLES					
TOTAL					
<b>GRAND TOTAL</b>	<b>71</b>	<b>5</b>	<b>66</b>	<b>35</b>	<b>1</b>



PROPERTY BY TYPE AND VALUE

Type of Property (1)	Monetary Value of Property Stolen in Your Jurisdiction	
	STOLEN (2)	RECOVERED (3)
CURRENCY, NOTES, ETC.	\$ 53,460	
JEWELRY & PRECIOUS METALS		
CLOTHING AND FURS	\$ 65	
LOCALLY STOLEN MOTOR VEHICLE		
OFFICE EQUIPMENT	\$ 250	\$ 250
TV, RADIOS, CAMERAS, ETC.	\$ 15	
FIREARMS	\$ 8,640	\$ 4,500
HOUSEHOLD GOODS	\$ 1,069	
CONSUMABLE GOODS	\$ 945	\$ 67
LIVESTOCK		
MISCELLANEOUS	\$ 9,374	\$ 222
<b>GRAND TOTAL</b>	<b>\$ 73,818</b>	<b>\$ 5,039</b>

LAW ENFORCEMENT OFFICERS KILLED OR ASSAULTED

Type of activity	Total assaults by weapon	Type of Weapon				Type of Assignment						Officer assaults cleared	
		Firearm	Knife or other cutting instrument	Other dangerous weapon	Hands, fists, feet, etc.	Two-officer vehicle	One-officer vehicle		Detective or special assign.		Other		
							Alone	Asst	Alone	Ast	Alone		Asst
A	B	C	D	E	F	G	H	I	J	K	L	M	
1. Responding to disturbance calls (family quarrels, person with firearm, etc.)	1				1		1						1
2. Burglaries in progress or pursuing burglary suspects													
3. Robberies in progress or pursuing robbery suspects													
4. Attempting other arrests													
5. Civil disorder (riot, mass disobedience, etc.)													
6. Handling, transporting, custody of prisoners													
7. Investigating suspicious persons or circumstances													
8. Ambush – no warning													
9. Mentally deranged													
10. Traffic pursuits and stops													
11. All other													
<b>12. TOTAL (1-11)</b>	<b>1</b>				<b>1</b>		<b>1</b>						<b>1</b>
13. Number with person injury	1				1								
14. Number without personal injury													

15. Time of assaults	12 AM	2 AM	4 AM	6 AM	8 AM	10 AM	NOON	2 PM	4 PM	6 PM	8 PM	10 PM	UNK
												1	

AGE, SEX AND RACE OF PERSONS ARRESTED  
18 Years of age and over

CLASSIFICATIONS OF OFFENSES	UCR	SEX	AGE													TOT	RACE							
			18	19	20	21	22	23	24	25-29	30-34	35-39	40-44	45-49	50-54		55-59	60-64	65 OV	WHT	BLK	IND	ASN	PAC
MURDER/NONNEG MANSLAUGHTER	01A	M																						
		F																						
MANSLAUGHTER BY NEGLIGENCE	01B	M																						
		F																						
RAPE	02	M															1							
		F																						
ROBBERY	03	M																						
		F																						
AGGRAVATED ASSAULT	04	M				1				2		1	1	1										
		F																						
BURGLARY	05	M							1															
		F																						
LARCENY	06	M					1			1			1											
		F								1														
MOTOR VEHICLE THEFT	07	M																						
		F																						
OTHER ASSAULTS	08	M							2		3	1	2	3	1									
		F							2	1	1	1			1		1							
ARSON	09	M																						
		F																						
FORGERY	10	M																						
		F																						
FRAUD	11	M																						
		F																						
EMBEZZLEMENT	12	M																						
		F																						
STOLEN PROPERTY	13	M																						
		F																						
VANDALISM	14	M							1	1														
		F																						
WEAPONS	15	M																						
		F					1																	
PROSTITUTION AND COMMERCIALIZED VICE	16	M																						
		F																						
PROSTITUTION	16a	M																						
		F																						



AGE, SEX AND RACE OF PERSONS ARRESTED  
18 Years of age and over

CLASSIFICATIONS OF OFFENSES	UCR	SEX	AGE													TOT	RACE							
			18	19	20	21	22	23	24	25-29	30-34	35-39	40-44	45-49	50-54		55-59	60-64	65 OV	WHT	BLK	IND	ASN	PAC
ASSISTING OR PROMOTING PROSTITUTION	16b	M																						
		F																						
PURCHASING PROSTITUTION	16c	M																						
		F																						
SEX OFFENSES	17	M																						
		F																						
DRUG/SALE/MAN	180	M									1				1						2	3		
		F										1									1			
NARCOTICS	180a	M													1						1	2		
		F											1								1			
MARIJUANA	180b	M																						
		F																						
SYNTHETIC NARC	180c	M																						
		F																						
OTHER/NON-NARC	180d	M									1										1	1		
		F																						
DRUG/POSSESSION	185	M										1	1								2	2		
		F																						
NARCOTICS	185e	M											1								1	1		
		F																						
MARIJUANA	185f	M																						
		F																						
SYNTHETIC NARC	185g	M																						
		F																						
OTHER/NON-NARC	185h	M										1									1	1		
		F																						
GAMBLING	19	M																						
		F																						
BOOKMAKING	19a	M																						
		F																						
NUMBERS	19b	M																						
		F																						
OTHER GAMBLING	19c	M																						
		F																						
FAMILY/CHILD	20	M														1	1				2	1		
		F																						

AGE, SEX AND RACE OF PERSONS ARRESTED  
18 Years of age and over

CLASSIFICATIONS OF OFFENSES	UCR	SEX	AGE														TOT	RACE							
			18	19	20	21	22	23	24	25-29	30-34	35-39	40-44	45-49	50-54	55-59		60-64	65 OV	WHT	BLK	IND	ASN	PAC	
DRIVING INFLUENCE	21	M			1	2	1				5			2	1	3			1	16	17	1	1		
		F										1	1	1						3					
LIQUOR LAWS	22	M																							
		F																							
DRUNKENNESS	23	M																							
		F																							
DISORDERLY CONDUCT	24	M				1												1		2	3				
		F																		1					
VAGRANCY	25	M																							
		F																							
ALL OTHER	26	M		4				2		19	7	8	1	2	14	1	1		59	41	4	20			
		F									5				1				6						
SUSPICION	27	M																							
		F																							
HUMAN TRAFFICKING/COMMERCIAL SEX ACTS	30	M																							
		F																							
HUMAN TRAFFICKING/INVOLUNTARY SERVITUDE	31	M																							
		F																							
TOTAL BY SEX		M		4	1	4	1	3		31	10	13	5	8	21	3	3	1	108	91	6	29	1	1	
		F					1			2	10	2	2		1	1		1	20						
<b>GRAND TOTAL</b>				4	1	4	2	3		33	20	15	7	8	22	4	3	2	128	91	6	29	1	1	

RETURN A - MONTHLY RETURN OF OFFENSES KNOWN TO POLICE

(1) Classification of Offense	(2) Offenses Reported	(3) Unfounded Offenses	(4) Actual Offenses	(5) Offenses Cleared	(6) Juveniles Only
CRIMINAL HOMICIDE					
MURDER/NONNEG MANSLAUGHTER					
MANSLAUGHTER BY NEGLIGENCE					
TOTAL					
RAPE					
RAPE	9		9		
ATTEMPTS TO COMMIT RAPE					
TOTAL	9		9		
ROBBERY					
FIREARM	1		1	1	
KNIFE/CUTTING INSTRUMENT					
OTHER DANGEROUS WEAPON	2		2	2	
STRONG-ARM (HANDS, FISTS)	2		2	1	
TOTAL	5		5	4	
ASSAULT					
FIREARM	9		9	4	
KNIFE OR CUTTING INSTRUMENT	9		9	9	
OTHER DANGEROUS WEAPON	45		45	21	1
HANDS, FIST, FEET, AGGRAVATED	1		1	1	
OTHER ASSAULTS - SIMPLE	126	1	125	73	7
TOTAL	190	1	189	108	8
BURGLARY					
FORCIBLE ENTRY	5		5	2	
UNLAWFUL ENTRY - NO FORCE	21		21	7	
ATTEMPTED FORCIBLE ENTRY	1		1		
TOTAL	27		27	9	
LARCENY-THEFT					
THEFT (EX MOTOR VEHICLE)	285		285	64	3
TOTAL	285		285	64	3
MOTOR VEHICLE THEFT					
AUTOS	24		24	1	
TRUCKS AND BUSES	4		4		
OTHER VEHICLES	1		1		
TOTAL	29		29	1	
<b>GRAND TOTAL</b>	<b>545</b>	<b>1</b>	<b>544</b>	<b>186</b>	<b>11</b>

PROPERTY STOLEN BY CLASSIFICATION

CLASSIFICATION OF OFFENSES	NUMBER ACTUAL OFFENSES	VALUE OF PROPERTY STOLEN
MURDER/NONNEG MANSLAUGHTER		
RAPE	9	
ROBBERY		
HIGHWAY (STREET, ALLEYS, ETC.)		
COMMERCIAL HOUSE		
GAS OR SERVICE STATION		
CONVENIENCE STORE	2	\$ 151
RESIDENCE	2	\$ 421
BANK		
MISCELLANEOUS	1	\$ 100
TOTAL ROBBERY	5	\$ 672
BURGLARY		
RESIDENCE (DWELLING)		
NIGHT (6PM-6AM)	4	\$ 5,002
DAY (6AM-6PM)	7	\$ 37,066
UNKNOWN		
NON-RESIDENCE (STORE ETC.)		
NIGHT (6PM-6AM)	6	\$ 678
DAY (6AM-6PM)	10	\$ 11,247
UNKNOWN		
TOTAL BURGLARY	27	\$ 53,993
LARCENY-THEFT		
\$200 AND OVER	142	\$ 467,466
\$50 TO \$200	99	\$ 10,688
UNDER \$50	44	\$ 808
TOTAL	285	\$ 478,962
6X. NATURE OF LARCENIES UNDER ITEM 6		
POCKET-PICKING		
PURSE-SNATCHING	5	\$ 1,851
SHOPLIFTING	154	\$ 45,106
FROM MOTOR VEHICLE	26	\$ 22,599
MOTOR VEHICLE PARTS & ACCESSORIES	21	\$ 26,468
BICYCLES	1	\$ 505
FROM BUILDING(EX C&H)	14	\$ 35,229
FROM COIN-OP MACHINES		
ALL OTHER	64	\$ 347,204
TOTAL LARCENY	285	\$ 478,962
MOTOR VEHICLE THEFT	29	\$ 202,575
STOLEN & RECOVERED LOCALLY	12	
STOLEN LOCALLY & RECOVERED OTHER		
TOTAL STOLEN OTHER & RECOVERED LOCAL	12	
STOLEN IN OTHER JURIS & RECOVERED LOCALLY	2	
TOTAL MOTOR VEHICLE THEFT	29	\$ 202,575
<b>GRAND TOTAL</b>	<b>355</b>	<b>\$ 736,202</b>

PROPERTY BY TYPE AND VALUE

Type of Property (1)	Monetary Value of Property Stolen in Your Jurisdiction	
	STOLEN (2)	RECOVERED (3)
CURRENCY, NOTES, ETC.	\$ 125,188	\$ 376
JEWELRY & PRECIOUS METALS	\$ 18,610	\$ 6,831
CLOTHING AND FURS	\$ 17,049	\$ 4,487
LOCALLY STOLEN MOTOR VEHICLE	\$ 195,975	\$ 93,521
OFFICE EQUIPMENT	\$ 4,756	\$ 2,218
TV, RADIOS, CAMERAS, ETC.	\$ 4,530	\$ 119
FIREARMS	\$ 10,918	\$ 6,500
HOUSEHOLD GOODS	\$ 39,748	\$ 5,274
CONSUMABLE GOODS	\$ 6,807	\$ 3,231
LIVESTOCK		
MISCELLANEOUS	\$ 312,621	\$ 135,686
<b>GRAND TOTAL</b>	<b>\$ 736,202</b>	<b>\$ 258,243</b>

LAW ENFORCEMENT OFFICERS KILLED OR ASSAULTED

Type of activity	Total assaults by weapon	Type of Weapon				Type of Assignment						Officer assaults cleared	
		Firearm	Knife or other cutting instrument	Other dangerous weapon	Hands, fists, feet, etc.	Two-officer vehicle	One-officer vehicle		Detective or special assign.		Other		
							Alone	Asst	Alone	Ast	Alone		Asst
A	B	C	D	E	F	G	H	I	J	K	L	M	
1. Responding to disturbance calls (family quarrels, person with firearm, etc.)	4			4			1	3					4
2. Burglaries in progress or pursuing burglary suspects													
3. Robberies in progress or pursuing robbery suspects													
4. Attempting other arrests	3				3		1	1				1	3
5. Civil disorder (riot, mass disobedience, etc.)													
6. Handling, transporting, custody of prisoners	1				1							1	1
7. Investigating suspicious persons or circumstances													
8. Ambush – no warning													
9. Mentally deranged	1				1		1						
10. Traffic pursuits and stops	3			3			2	1					3
11. All other													
<b>12. TOTAL (1-11)</b>	<b>12</b>			<b>7</b>	<b>5</b>		<b>5</b>	<b>5</b>				<b>2</b>	<b>11</b>
13. Number with person injury	5			2	3								
14. Number without personal injury	7			5	2								

15. Time of assaults	12 AM	2 AM	4 AM	6 AM	8 AM	10 AM	NOON	2 PM	4 PM	6 PM	8 PM	10 PM	UNK
	4	1	2	1							2	2	

AGE, SEX AND RACE OF PERSONS ARRESTED  
18 Years of age and over

CLASSIFICATIONS OF OFFENSES	UCR	SEX	AGE													TOT	RACE							
			18	19	20	21	22	23	24	25-29	30-34	35-39	40-44	45-49	50-54		55-59	60-64	65 OV	WHT	BLK	IND	ASN	PAC
MURDER/NONNEG MANSLAUGHTER	01A	M																						
		F																						
MANSLAUGHTER BY NEGLIGENCE	01B	M																						
		F																						
RAPE	02	M																						
		F																						
ROBBERY	03	M		1																	1			
		F				1					1										2			
AGGRAVATED ASSAULT	04	M		1	1	1		3		3	1	5	1	1	1						18	17	3	4
		F			2							3			1						6			
BURGLARY	05	M					1				2	1									4	4		
		F																						
LARCENY	06	M		1		2		2	2	8	7	9	1				1	1			34	52		2
		F	1		1	2				1	4	3	7			1					20			
MOTOR VEHICLE THEFT	07	M														1					1	1		
		F																						
OTHER ASSAULTS	08	M				1			2	3	5	7	5	4	4						31	32	4	11
		F				2	1				5		3	1	2	1	1				16			
ARSON	09	M																						
		F																						
FORGERY	10	M						1													1	1		
		F																						
FRAUD	11	M											1		1						2	3		
		F										1									1			
EMBEZZLEMENT	12	M																						
		F																						
STOLEN PROPERTY	13	M						1													1			1
		F																						
VANDALISM	14	M		1	2			2	1	3	3	2	1								15	16		1
		F		1										1							2			
WEAPONS	15	M				1	1	1	1	7	4	3	1		1	1	1				22	23	2	
		F											2			1					3			
PROSTITUTION AND COMMERCIALIZED VICE	16	M																						
		F																						
PROSTITUTION	16a	M																						
		F																						

AGE, SEX AND RACE OF PERSONS ARRESTED  
18 Years of age and over

CLASSIFICATIONS OF OFFENSES	UCR	SEX	AGE														TOT	RACE						
			18	19	20	21	22	23	24	25-29	30-34	35-39	40-44	45-49	50-54	55-59		60-64	65 OV	WHT	BLK	IND	ASN	PAC
ASSISTING OR PROMOTING PROSTITUTION	16b	M																						
		F																						
PURCHASING PROSTITUTION	16c	M																						
		F																						
SEX OFFENSES	17	M								1										1				
		F																						
DRUG/SALE/MAN	180	M									2		1							3		1		
		F											1							1				
NARCOTICS	180a	M									1									1				
		F																						
MARIJUANA	180b	M																						
		F																						
SYNTHETIC NARC	180c	M																						
		F																						
OTHER/NON-NARC	180d	M									1		1							2		1		
		F											1							1				
DRUG/POSSESSION	185	M	1	1							5	3	7	1		2				20		2		
		F	1				1		1		5	1	3			1		1		14				
NARCOTICS	185e	M								2		2			1					5		1		
		F						1	1	1	1				1					5				
MARIJUANA	185f	M	1	1						1										3				
		F																						
SYNTHETIC NARC	185g	M										2								2				
		F											1							1				
OTHER/NON-NARC	185h	M								2	3	3	1		1					10		1		
		F	1				1			4		1						1		8				
GAMBLING	19	M																						
		F																						
BOOKMAKING	19a	M																						
		F																						
NUMBERS	19b	M																						
		F																						
OTHER GAMBLING	19c	M																						
		F																						
FAMILY/CHILD	20	M																						
		F																						



AGE, SEX AND RACE OF PERSONS ARRESTED  
18 Years of age and over

CLASSIFICATIONS OF OFFENSES	UCR	SEX	AGE														TOT	RACE						
			18	19	20	21	22	23	24	25-29	30-34	35-39	40-44	45-49	50-54	55-59		60-64	65 OV	WHT	BLK	IND	ASN	PAC
			DRIVING INFLUENCE	21	M	1		2	4	2	4	2	9	8	18	6		4	2	4	4	3	73	91
		F	1	2				3		4	6	6	5	5		2			34					
LIQUOR LAWS	22	M																						
		F																						
DRUNKENNESS	23	M																						
		F																						
DISORDERLY CONDUCT	24	M				2							1		2		1		6	8		3		
		F		1						1	2			1					5					
VAGRANCY	25	M																						
		F																						
ALL OTHER	26	M			5	3	6	2	3	18	31	10	19	6	7	3		1	114	141	5	24	1	1
		F	1	1	1	4	7		3	15	8	5		9		2	1	1	58					
SUSPICION	27	M																						
		F																						
HUMAN TRAFFICKING/COMMERCIAL SEX ACTS	30	M																						
		F																						
HUMAN TRAFFICKING/INVOLUNTARY SERVITUDE	31	M																						
		F																						
TOTAL BY SEX		M	2	5	10	14	10	15	12	57	66	62	38	15	21	9	7	4	347	426	18	61	2	2
		F	4	5	4	9	9	3	5	34	22	29	8	18	4	5	2	1	162					
GRAND TOTAL			6	10	14	23	19	18	17	91	88	91	46	33	25	14	9	5	509	426	18	61	2	2

AGE, SEX AND RACE OF PERSONS ARRESTED  
under 18 Years of age

CLASSIFICATIONS OF OFFENSES	UCR	SEX	AGE						TOT	RACE					
			Under 10	10-12	13-14	15	16	17		WHT	BLK	IND	ASN	PAC	
MURDER/NONNEG MANSLAUGHTER	01A	M													
		F													
MANSLAUGHTER BY NEGLIGENCE	01B	M													
		F													
RAPE	02	M													
		F													
ROBBERY	03	M													
		F													
AGGRAVATED ASSAULT	04	M						1	1	1					
		F													
BURGLARY	05	M													
		F													
LARCENY	06	M													
		F													
MOTOR VEHICLE THEFT	07	M													
		F													
OTHER ASSAULTS	08	M				1	1		2	3		1			
		F				1	1		2						
ARSON	09	M													
		F													
FORGERY	10	M													
		F													
FRAUD	11	M													
		F													
EMBEZZLEMENT	12	M													
		F													
STOLEN PROPERTY	13	M													
		F													
VANDALISM	14	M													
		F													
WEAPONS	15	M													
		F													
PROSTITUTION	16	M													
		F													
PROSTITUTION	16a	M													
		F													

AGE, SEX AND RACE OF PERSONS ARRESTED  
under 18 Years of age

CLASSIFICATIONS OF OFFENSES	UCR	SEX	AGE						TOT	RACE				
			Under 10	10-12	13-14	15	16	17		WHT	BLK	IND	ASN	PAC
ASSISTING OR PROMOTING PROSTITUTION	16b	M												
		F												
PURCHASING PROSTITUTION	16c	M												
		F												
SEX OFFENSES	17	M												
		F												
<b>DRUG/SALE/MAN</b>	180	M						1	1	1				
		F												
NARCOTICS	180a	M												
		F												
MARIJUANA	180b	M												
		F												
SYNTHETIC NARC	180c	M						1	1	1				
		F												
OTHER/NON-NARC	180d	M												
		F												
<b>DRUG/POSSESSION</b>	185	M												
		F												
NARCOTICS	185e	M												
		F												
MARIJUANA	185f	M												
		F												
SYNTHETIC NARC	185g	M												
		F												
OTHER/NON-NARC	185h	M												
		F												
<b>GAMBLING</b>	19	M												
		F												
BOOKMAKING	19a	M												
		F												
NUMBERS	19b	M												
		F												
OTHER GAMBLING	19c	M												
		F												
FAMILY/CHILD	20	M												
		F												

AGE, SEX AND RACE OF PERSONS ARRESTED  
under 18 Years of age

CLASSIFICATIONS OF OFFENSES	UCR	SEX	AGE							TOT	RACE				
			Under 10	10-12	13-14	15	16	17	WHT		BLK	IND	ASN	PAC	
			DRIVING INFLUENCE	21	M						1		1	1	
		F													
LIQUOR LAWS	22	M				1			1	1					
		F													
DRUNKENNESS	23	M													
		F													
DISORDERLY CONDUCT	24	M													
		F													
VAGRANCY	25	M													
		F													
ALL OTHER	26	M													
		F													
SUSPICION	27	M													
		F													
CURFEW	28	M													
		F													
RUN-AWAYS	29	M													
		F													
HUMAN TRAFFICKING/COMMERCIAL SEX ACTS	30	M													
		F													
HUMAN TRAFFICKING/INVOLUNTARY SERVITUDE	31	M													
		F													
TOTAL BY SEX		M				2	2	2	6	7		1			
		F				1	1		2						
GRAND TOTAL						3	3	2	8	7		1			

RETURN A - MONTHLY RETURN OF OFFENSES KNOWN TO POLICE

(1) Classification of Offense	(2) Offenses Reported	(3) Unfounded Offenses	(4) Actual Offenses	(5) Offenses Cleared	(6) Juveniles Only
CRIMINAL HOMICIDE					
MURDER/NONNEG MANSLAUGHTER					
MANSLAUGHTER BY NEGLIGENCE					
TOTAL					
RAPE					
RAPE	1		1	1	
ATTEMPTS TO COMMIT RAPE					
TOTAL	1		1	1	
ROBBERY					
FIREARM					
KNIFE/CUTTING INSTRUMENT					
OTHER DANGEROUS WEAPON					
STRONG-ARM (HANDS, FISTS)					
TOTAL					
ASSAULT					
FIREARM					
KNIFE OR CUTTING INSTRUMENT					
OTHER DANGEROUS WEAPON					
HANDS, FIST, FEET, AGGRAVATED	1		1	1	
OTHER ASSAULTS - SIMPLE	7	1	6	7	
TOTAL	8	1	7	8	
BURGLARY					
FORCIBLE ENTRY					
UNLAWFUL ENTRY - NO FORCE	4	1	3	2	
ATTEMPTED FORCIBLE ENTRY					
TOTAL	4	1	3	2	
LARCENY-THEFT					
THEFT (EX MOTOR VEHICLE)	6		6	1	
TOTAL	6		6	1	
MOTOR VEHICLE THEFT					
AUTOS					
TRUCKS AND BUSES	2	1	1	1	
OTHER VEHICLES	2		2	2	
TOTAL	4	1	3	3	
<b>GRAND TOTAL</b>	<b>23</b>	<b>3</b>	<b>20</b>	<b>15</b>	



PROPERTY BY TYPE AND VALUE

Type of Property (1)	Monetary Value of Property Stolen in Your Jurisdiction	
	STOLEN (2)	RECOVERED (3)
CURRENCY, NOTES, ETC.		
JEWELRY & PRECIOUS METALS		
CLOTHING AND FURS		
LOCALLY STOLEN MOTOR VEHICLE	\$ 105,000	\$ 105,000
OFFICE EQUIPMENT		
TV, RADIOS, CAMERAS, ETC.		
FIREARMS		
HOUSEHOLD GOODS		
CONSUMABLE GOODS	\$ 108	
LIVESTOCK		
MISCELLANEOUS	\$ 1,060	
<b>GRAND TOTAL</b>	<b>\$ 106,168</b>	<b>\$ 105,000</b>

AGE, SEX AND RACE OF PERSONS ARRESTED  
18 Years of age and over

CLASSIFICATIONS OF OFFENSES	UCR	SEX	AGE													TOT	RACE							
			18	19	20	21	22	23	24	25-29	30-34	35-39	40-44	45-49	50-54		55-59	60-64	65 OV	WHT	BLK	IND	ASN	PAC
MURDER/NONNEG MANSLAUGHTER	01A	M																						
		F																						
MANSLAUGHTER BY NEGLIGENCE	01B	M																						
		F																						
RAPE	02	M									1								1					
		F																						
ROBBERY	03	M																						
		F																						
AGGRAVATED ASSAULT	04	M																			1			
		F													1				1					
BURGLARY	05	M						1				1								1				
		F																						
LARCENY	06	M										1							1					
		F																						
MOTOR VEHICLE THEFT	07	M												1					1					
		F				1				1									2					
OTHER ASSAULTS	08	M				1		1		1	1	1				1			6	2		5		
		F								1									1					
ARSON	09	M																						
		F																						
FORGERY	10	M																						
		F																						
FRAUD	11	M																						
		F																						
EMBEZZLEMENT	12	M																						
		F																						
STOLEN PROPERTY	13	M																						
		F																						
VANDALISM	14	M								1									1					
		F																						
WEAPONS	15	M																						
		F																						
PROSTITUTION AND COMMERCIALIZED VICE	16	M																						
		F																						
PROSTITUTION	16a	M																						
		F																						



AGE, SEX AND RACE OF PERSONS ARRESTED  
18 Years of age and over

CLASSIFICATIONS OF OFFENSES	UCR	SEX	AGE														TOT	RACE						
			18	19	20	21	22	23	24	25-29	30-34	35-39	40-44	45-49	50-54	55-59		60-64	65 OV	WHT	BLK	IND	ASN	PAC
ASSISTING OR PROMOTING PROSTITUTION	16b	M																						
		F																						
PURCHASING PROSTITUTION	16c	M																						
		F																						
SEX OFFENSES	17	M																			2			
		F																						
DRUG/SALE/MAN	180	M																						
		F																						
NARCOTICS	180a	M																						
		F																						
MARIJUANA	180b	M																						
		F																						
SYNTHETIC NARC	180c	M																						
		F																						
OTHER/NON-NARC	180d	M																						
		F																						
DRUG/POSSESSION	185	M																						
		F																						
NARCOTICS	185e	M																						
		F																						
MARIJUANA	185f	M																						
		F																						
SYNTHETIC NARC	185g	M																						
		F																						
OTHER/NON-NARC	185h	M																						
		F																						
GAMBLING	19	M																						
		F																						
BOOKMAKING	19a	M																						
		F																						
NUMBERS	19b	M																						
		F																						
OTHER GAMBLING	19c	M																						
		F																						
FAMILY/CHILD	20	M																						
		F																						

AGE, SEX AND RACE OF PERSONS ARRESTED  
18 Years of age and over

CLASSIFICATIONS OF OFFENSES	UCR	SEX	AGE													TOT	RACE								
			18	19	20	21	22	23	24	25-29	30-34	35-39	40-44	45-49	50-54		55-59	60-64	65 OV	WHT	BLK	IND	ASN	PAC	
DRIVING INFLUENCE	21	M				1										1		1		5	6		1		
		F									2									2					
LIQUOR LAWS	22	M																							
		F																							
DRUNKENNESS	23	M																							
		F																							
DISORDERLY CONDUCT	24	M																							
		F																							
VAGRANCY	25	M																							
		F																							
ALL OTHER	26	M										1	1		1					3	3		1		
		F													1					1					
SUSPICION	27	M																							
		F																							
HUMAN TRAFFICKING/COMMERCIAL SEX ACTS	30	M																							
		F																							
HUMAN TRAFFICKING/INVOLUNTARY SERVITUDE	31	M																							
		F																							
TOTAL BY SEX		M				2		2		2	3	8		2	2		1		22	18		11			
		F				1				4				1	1				7						
<b>GRAND TOTAL</b>						3		2		6	3	8		3	3		1		29	18		11			

AGE, SEX AND RACE OF PERSONS ARRESTED  
under 18 Years of age

CLASSIFICATIONS OF OFFENSES	UCR	SEX	AGE						TOT	RACE				
			Under 10	10-12	13-14	15	16	17		WHT	BLK	IND	ASN	PAC
MURDER/NONNEG MANSLAUGHTER	01A	M												
		F												
MANSLAUGHTER BY NEGLIGENCE	01B	M												
		F												
RAPE	02	M												
		F												
ROBBERY	03	M												
		F												
AGGRAVATED ASSAULT	04	M												
		F												
BURGLARY	05	M												
		F												
LARCENY	06	M												
		F												
MOTOR VEHICLE THEFT	07	M												
		F												
OTHER ASSAULTS	08	M												
		F												
ARSON	09	M												
		F												
FORGERY	10	M												
		F												
FRAUD	11	M												
		F												
EMBEZZLEMENT	12	M												
		F												
STOLEN PROPERTY	13	M												
		F												
VANDALISM	14	M												
		F												
WEAPONS	15	M												
		F												
PROSTITUTION	16	M												
		F												
PROSTITUTION	16a	M												
		F												

AGE, SEX AND RACE OF PERSONS ARRESTED  
under 18 Years of age

CLASSIFICATIONS OF OFFENSES	UCR	SEX	AGE						TOT	RACE				
			Under 10	10-12	13-14	15	16	17		WHT	BLK	IND	ASN	PAC
ASSISTING OR PROMOTING PROSTITUTION	16b	M												
		F												
PURCHASING PROSTITUTION	16c	M												
		F												
SEX OFFENSES	17	M												
		F												
<b>DRUG/SALE/MAN</b>	180	M												
		F												
NARCOTICS	180a	M												
		F												
MARIJUANA	180b	M												
		F												
SYNTHETIC NARC	180c	M												
		F												
OTHER/NON-NARC	180d	M												
		F												
<b>DRUG/POSSESSION</b>	185	M												
		F												
NARCOTICS	185e	M												
		F												
MARIJUANA	185f	M												
		F												
SYNTHETIC NARC	185g	M												
		F												
OTHER/NON-NARC	185h	M												
		F												
<b>GAMBLING</b>	19	M												
		F												
BOOKMAKING	19a	M												
		F												
NUMBERS	19b	M												
		F												
OTHER GAMBLING	19c	M												
		F												
FAMILY/CHILD	20	M												
		F												

AGE, SEX AND RACE OF PERSONS ARRESTED  
under 18 Years of age

CLASSIFICATIONS OF OFFENSES	UCR	SEX	AGE						TOT	RACE				
			Under 10	10-12	13-14	15	16	17		WHT	BLK	IND	ASN	PAC
DRIVING INFLUENCE	21	M												
		F												
LIQUOR LAWS	22	M												
		F												
DRUNKENNESS	23	M												
		F												
DISORDERLY CONDUCT	24	M												
		F												
VAGRANCY	25	M												
		F												
ALL OTHER	26	M												
		F												
SUSPICION	27	M												
		F												
CURFEW	28	M												
		F												
RUN-AWAYS	29	M												
		F												
HUMAN TRAFFICKING/COMMERCIAL SEX ACTS	30	M												
		F												
HUMAN TRAFFICKING/INVOLUNTARY SERVITUDE	31	M												
		F												
TOTAL BY SEX		M												
		F												
<b>GRAND TOTAL</b>														

# Appendix: Offenses in Uniform Crime Reporting

The Uniform Crime Reporting (UCR) Program divides offenses into two groups, Part I and Part II crimes (offenses). Each month, participating law enforcement agencies submit information on the number of Part I offenses known to them; those offenses cleared by arrest or exceptional means; and the age, sex, and race of persons arrested for each of the offenses. Contributors provide only arrest data for Part II offenses.

The UCR Program collects data about Part I offenses in order to measure the level and scope of crime occurring throughout the Nation. The Program's founders chose these offenses because they are serious crimes, they occur with regularity in all areas of the country, and they are likely to be reported to police. Part I and Part II offenses are defined below.

## Part I offenses:

*Criminal homicide:* a) Murder and non-negligent manslaughter: the willful (non-negligent) killing of one human being by another. Deaths caused by negligence, attempts to kill, assaults to kill, suicides, and accidental deaths are excluded. The Program classifies justifiable homicides separately and limits the definition to: (1) the killing of a felon by a law enforcement officer in the line of duty; or (2) the killing of a felon, during the commission of a felony, by a private citizen. b) Manslaughter by negligence: the killing of another person through gross negligence. Deaths of persons due to their own negligence, accidental deaths not resulting from gross negligence, and traffic fatalities are not included in the category Manslaughter by Negligence.

*Rape (2013):* Penetration, no matter how slight, of the vagina or anus with any body part or object, or oral penetration by a sex organ or another person, without consent of the victim. This definition includes either gender of victim or offender. This definition also includes instances in which the victim is incapable of giving consent because of temporary or permanent mental or physical incapacity (including due to the influence of drugs or alcohol) or because of age. Physical resistance is not required on the part of the victim to demonstrate lack of consent. Statutory offenses (no force used – victim under age of consent) are excluded.

*Robbery:* The taking or attempting to take anything of value from the care, custody, or control of a person or persons by force or threat of force or violence and/or by putting the victim in fear.

*Aggravated assault:* An unlawful attack by one person upon another for the purpose of inflicting severe or aggravated bodily injury. This type of assault usually is accompanied by the use of a weapon or by

means likely to produce death or great bodily harm. Simple assaults are excluded.

*Burglary (breaking or entering):* The unlawful entry of a structure to commit a felony or a theft. Attempted forcible entry is included.

*Larceny-theft (except motor vehicle theft):* The unlawful taking, carrying, leading, or riding away of property from the possession or constructive possession of another. Examples are thefts of bicycles, motor vehicle parts and accessories, shoplifting, pocket-picking, or the stealing of any property or article that is not taken by force and violence or by fraud. Attempted larcenies are included. Embezzlement, confidence games, forgery, check fraud, etc., are excluded.

*Motor vehicle theft:* The theft or attempted theft of a motor vehicle. A motor vehicle is self-propelled and runs on land surface and not on rails. Motorboats, construction equipment, airplanes, and farming equipment are specifically excluded from this category.

*Arson:* Any willful or malicious burning or attempt to burn, with or without intent to defraud, a dwelling house, public building, motor vehicle or aircraft, personal property of another, etc.

*Human Trafficking – Commercial Sex Acts (2013):* Inducing a person by force, fraud, or coercion to participate in commercial sex acts, or in which the person induced to perform such act(s) has not attained 18 years of age.

*Human trafficking – involuntary servitude (2013):* The obtaining of a person(s) through recruitment, harboring, transportation, or provision, and subjecting such persons by force, fraud, or coercion into involuntary servitude, peonage, debt bondage, or slavery (not to include commercial sex acts).

## Part II offenses:

*Other assaults (simple):* Assaults and attempted assaults which are not of an aggravated nature and do not result in serious injury to the victim. Stalking, intimidation, coercion, and hazing are included.

*Forgery and counterfeiting:* The altering, copying or imitating of something, without authority or right, with the intent to deceive or defraud by passing the copy or thing altered or imitated as that which is the original or genuine; or the selling, buying, or possession of an altered, copied, or imitated thing with the intent to deceive or defraud. Attempts are included.

*Fraud:* The intentional perversion of the truth for the purpose or including another person or other entity in reliance upon it to part with something of value or to surrender a legal right. Fraudulent conversion and obtaining money or property by false pretenses. Confidence games and bad checks, except forgeries and counterfeiting, are included.

*Embezzlement:* The unlawful misappropriation or misapplication by an offender to his/her own use or purpose of money, property, or some other thing of value entrusted to his/her care, custody, or control.

*Stolen property (buying, receiving, possessing):* Buying, receiving, possessing, selling, concealing, or transporting any property with the knowledge that it has been unlawfully taken, as by burglary, embezzlement, fraud, larceny, robbery, etc. Attempts are included.

*Vandalism:* To willfully or maliciously destroy, injure, disfigure, or deface any public or private property, real or personal, without the consent of the owner or person having custody or control by cutting, tearing, breaking, marking, painting, drawing, covering with filth, or any other such means as may be specified by local law. Attempts are included.

*Weapons (carrying, possessing, etc.):* The violation of laws or ordinances prohibiting the manufacture, sale purchase, transportation, possession, concealment, or use of firearms, cutting instruments, explosives, incendiary devices, or other deadly weapons. Attempts are included.

*Prostitution and commercialized vice:* The unlawful promotion of or participation in sexual activities for profit, including attempts.

*Assisting and promoting prostitution (2013):* Soliciting customers or transporting person for prostitution purposes, to own, manage, or operate a dwelling for the purpose of providing a place where prostitution is performed, or to otherwise assist or promote prostitution.

*Purchasing prostitution (2013):* Purchasing or trading anything of value for commercial sex acts.

*Sex offenses (except rape, prostitution, and commercialized vice):* Offenses against chastity, common decency, morals, and the like. Incest, indecent exposure, and statutory rape are included. Attempts are included.

*Drug abuse violation:* The violation of laws prohibiting the production, distribution, and/or use of certain controlled substances. The unlawful cultivation, manufacture, distribution, sale, purchase, use, possession, transportation, or importation of any controlled drug or narcotic substance. Arrests for violations of state and local laws, specifically those relating to the unlawful possession, sale, use, growing, manufacturing and making of narcotic drugs. The following drug categories are specified: opium or cocaine and their derivatives (morphine, hero-in, codeine); marijuana; synthetic narcotics – manufactured narcotics that can cause true addiction (demerol, methadone); and dangerous non-narcotic drugs (barbiturates, benzedrine).

*Gambling:* To unlawfully bet or wager money or something else of value; assist, promote, or operate a game of chance for money or some other stake; possess or transmit wagering information; manufacture, sell, purchase, possess, or transport gambling equipment, devices, or goods; or tamper with the outcome of a sporting event or contest to gain a gambling advantage.

*Offenses against family and children:* Unlawful nonviolent acts by a family member (or legal guardian) that threaten the physical, mental, or economic well-being or morals or another family member and are not classifiable as other offenses, such as Assault or Sex Offenses. Attempts are included.

*Driving under the influence:* Driving or operating a motor vehicle or common carrier while mentally or

physically impaired as the result of consuming an alcoholic beverage or using a drug or narcotic.

## Part II offenses, continued:

*Liquor laws:* The violation of state or local laws or ordinances prohibiting the manufacture, sale, purchase, transportation, possession, or use of alcoholic beverages, not including driving under the influence and drunkenness. Federal violations are excluded.

*Drunkenness:* To drink alcoholic beverages to the extent that one's mental faculties and physical coordination are substantially impaired. Driving under the influence is excluded.

*Disorderly conduct:* Any behavior that tends to disturb the public peace or decorum, scandalizes the community, or shock the public sense of morality.

*Vagrancy:* The violation of a court order, regulation, ordinance, or law requiring the withdrawal of persons from the streets or other specified areas; prohibiting persons from remaining in an area or place in an idle or aimless manner; or prohibiting persons from going from place to place without visible means of support.

*All other offenses:* All violations of state or local laws not specifically identified as Part I or Part II offenses, except traffic violations.

*Suspicion:* Arrested for no specific offense and released without formal charges being placed.

*Curfew and loitering laws (persons under age 18):* Violations by juveniles of local curfew or loitering ordinances.

*Runaways (persons under age 18):* Limited to juveniles taken into protective custody under the provisions of local statutes.