



# Felony Level Sex Offenses

# 2017

Prepared By: Christen L. Spears  
Division of Statewide Services  
Criminal Records and Identification Bureau  
Kathryn Monfreda, Bureau Chief

August 2018

## Crime in Alaska Supplemental Report

## Table of Contents

<b>Program Overview</b> .....	3
<b>2017 Statewide Summary</b> .....	4
<b>Northern Alaska</b> .....	5
<b>Western Alaska</b> .....	6
<b>Southcentral Alaska</b> .....	7
<b>Southeast Alaska</b> .....	8
<b>Anchorage Area</b> .....	9
<b>Specialized State Agencies</b> .....	10
<b>Incidents and Rates by Geographic Area</b> .....	11
<b>Victim Information</b> .....	12
<b>Suspect Information</b> .....	13
<b>Victims &amp; Suspects Related to Population</b> .....	14
<b>Victim/Suspect Racial Relationships</b> .....	15
<b>Relationship of Victim to Suspect</b> .....	16
<b>Victims 0-10 Years Old</b> .....	16
<b>Relationship of Victim to Suspect</b> .....	17
<b>Victims 11-17 Years Old</b> .....	17
<b>Relationship of Victim to Suspect</b> .....	18
<b>Victims 18+ Years Old</b> .....	18
<b>Locations and Weapons</b> .....	19
<b>State Statute Violations</b> .....	20
<b>References &amp; Further Reading</b> .....	21

# 2017 Felony Level Sex Offenses

## Program Overview

The Department of Public Safety (DPS) is tasked with collecting information on felony level sex offenses reported to state and local law enforcement agencies, as defined by Alaska Statute (AS) 12.63.100, and as required by AS 12.62.130. This is a required reporting program for state and local law enforcement agencies and is in addition to the requirements for Uniform Crime Reporting (UCR).

The Felony Sex Offense (FSO) database is a repository maintained by DPS for state and local law enforcement agencies to record reports of felony level sex offenses within their jurisdiction based on State of Alaska statutes. Data elements collected include victim and suspect demographics, victim/suspect relationships, offense location, weapon type used, and the associated statute violation.

Caution should be exercised in comparing data between Felony Sex Offense statistics, Uniform Crime Reporting, and the Alaska Victimization Survey; they are separate data collection efforts with different methodologies in aggregating incidents and victims.

[The Uniform Crime Reporting \(UCR\) Program](#) is a nationwide cooperative effort by federal, state, city, county and tribal law enforcement agencies to report data on crimes reported in their jurisdiction. The national program is managed and maintained by the Federal Bureau of Investigation (FBI). Since June of 1982, the Department of Public Safety (DPS) has administered the UCR Program for the State of Alaska. The current UCR program data collection methodology is focused on the number of times a person is victimized, while the FSO program focus is to collect information about an incident. For example, a person sexually assaulted multiple times by a single offender would likely result in multiple rape offenses reported to the UCR program, but the same situation would be reported in the FSO database as one incident with a single victim and multiple statute violations reported. Additionally, the FSO database has the ability to capture data elements for each reported sex offense not currently captured through the UCR program such as victim and suspect demographic information, victim and suspect relationship information, weapon type, and location of the assault. Noting this difference in data collection methodology, the most recent UCR figures reported in the [2017 Crime in Alaska](#) publication show a 2.6 percent increase from 2016 data in the number of reported rape offenses.

In 2009, the Alaska Senate Judiciary Committee tasked the legislature to fund a victimization survey to determine the rate of both reported and unreported sexual assaults in Alaska. [The Alaska Victimization Survey \(AVS\)](#) is conducted by the University of Alaska Anchorage Justice Center, with oversight by the Council on Domestic Violence and Sexual Assault (CDVSA), a council within DPS. The survey is modeled after the national survey conducted by the Centers for Disease Control and Prevention. The AVS is comprised of a telephone survey of adult women aged 18 and over; the UCR program and the FSO database collect all offense and incident information reported to law enforcement. Noting this difference in data collection methodology, the most recent AVS results from 2015 show a decline in intimate partner and sexual violence since 2010.

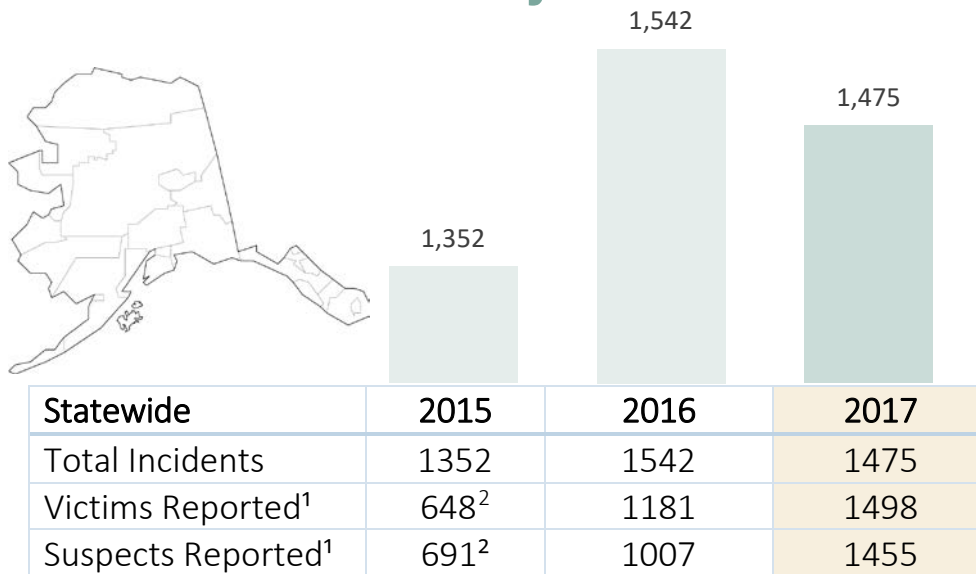
It is important to note the incidents reported in the FSO database were documented at the initial reporting stage, likely prior to investigation by law enforcement. Agencies are instructed to report information when a felony level sex offense becomes known to law enforcement. The FSO database is not intended to track the life cycle of an incident—it is to provide insight into the volume and type of sex offenses being reported to law enforcement.

Additionally, some data elements of a reportable incident are optional; not all incidents include location, weapon, relationship, or victim/suspect demographics.

This is the third year that findings from this database have been published.

# Felony Sex Offense Findings

## 2017 Statewide Summary



## Quick Facts

- > Reports of felony level sex offense incidents decreased **4%** in 2017 compared to 2016; however, the number of victims increased **27%**
- > Western Alaska reported the highest rate of felony level sex offense incidents; **106%** higher than the statewide rate.
- > South Central Alaska reported the lowest rate of felony level sex offense incident; **77%** lower than the statewide rate.
- > Victims **under the age of 11** most often reported being assaulted by a parent or family member.

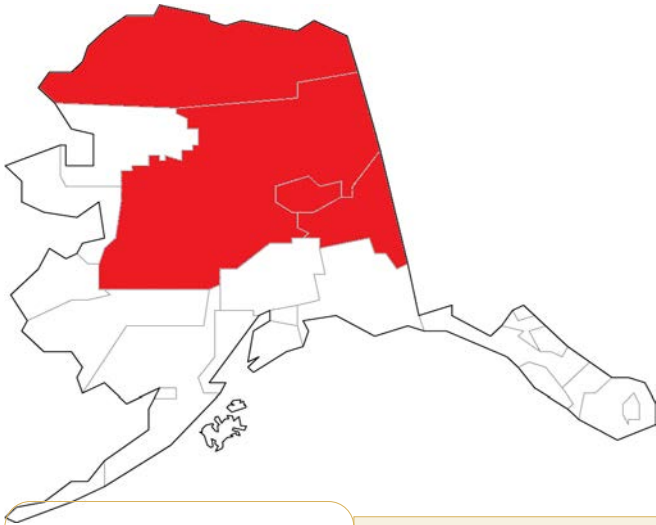
- > Alaska Native females were reported to have the highest victimization rate of any gender or racial group, comprising **42%** of all reported victims.
- > The median age of female victims was **19**, while the most common age was **15**.
- > The median age of male victims was **13**, while the most common age was **4**.
- > In only **2.4%** of incidents was the suspect a stranger to the victim. For victims under the age of 18, in only **0.3%** of incidents was the suspect a stranger to the victim.

<sup>1</sup> Not all reported incidents included victim demographics, and some incidents included multiple victims and/or multiple suspects.

<sup>2</sup> In 2015, the Anchorage Police Department reported only the number of incidents with the corresponding statute violation and did not include victim, suspect, location, relationship, or weapon data.

# Felony Sex Offenses by Geographic Area

## Northern Alaska



**Population (123,812) Includes:**

- Denali Borough
- Fairbanks North Star Borough
- North Slope Borough
- Southeast Fairbanks Census Area
- Yukon-Koyukuk Census Area

**Reporting Agencies**

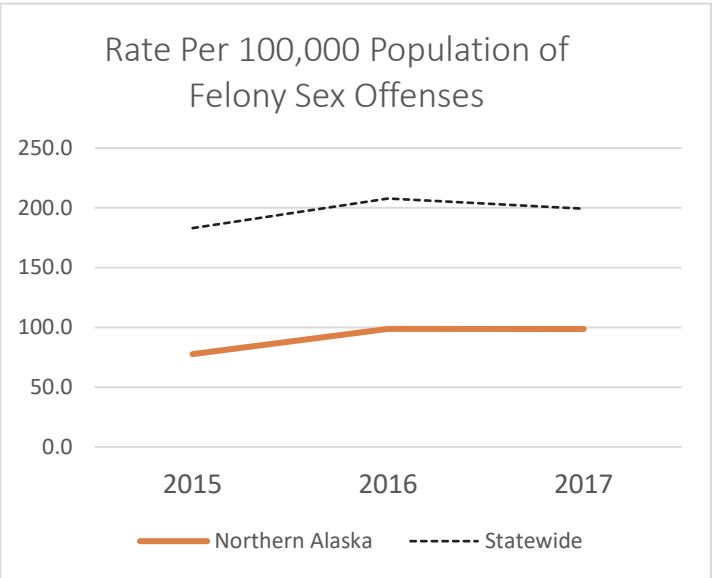
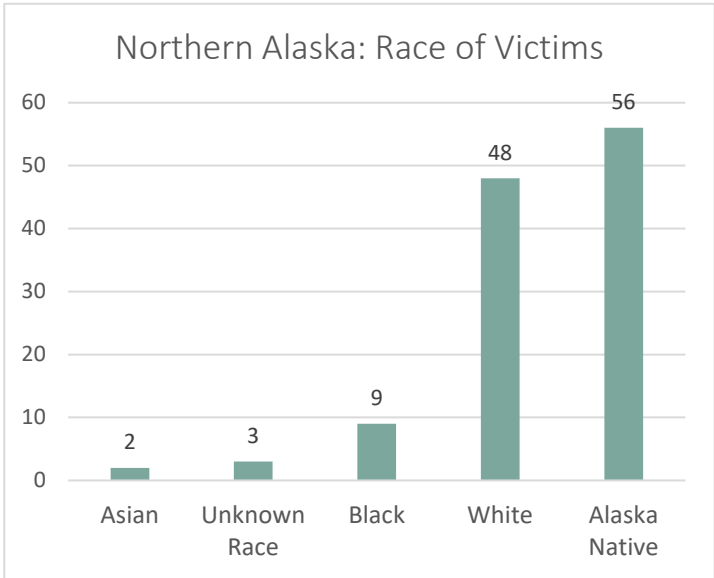
- AST D Detachment (*servicing Utqiagvik, Cantwell, Delta Junction., Fairbanks, Galena, Healy, Nenana, Northway, Tok*)
- Fairbanks Airport Police Department
- Fairbanks Police Department
- North Pole Police Department
- North Slope Borough Police Department
- University of Alaska Fairbanks Police Department

**19**  
Years Old

- Most Common Victim Age

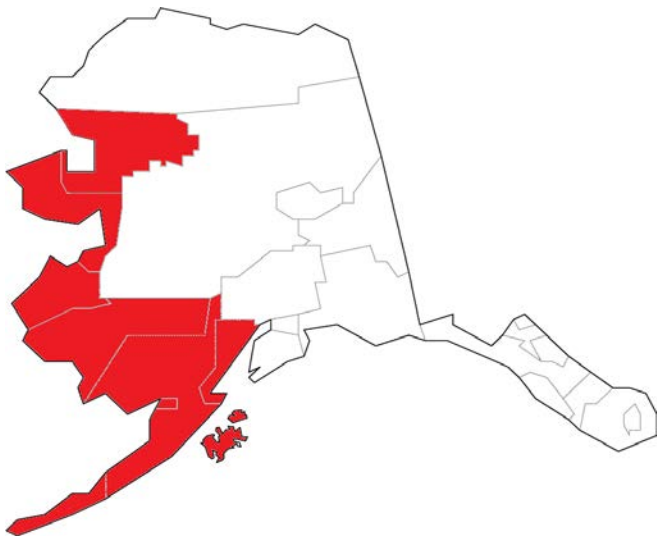
**21**  
Years Old

- Most Common Suspect Age



# Felony Sex Offenses by Geographic Area

## Western Alaska



**Population (73,883) Includes:**

- Aleutians East Borough
- Aleutians West Census Area
- Bethel Census Area
- Bristol Bay Borough
- Dillingham Census Area
- Kodiak Island Borough
- Kusilvak Census Area
- Lake and Peninsula Borough
- Nome Census Area
- Northwest Arctic Borough

**Reporting Agencies:**

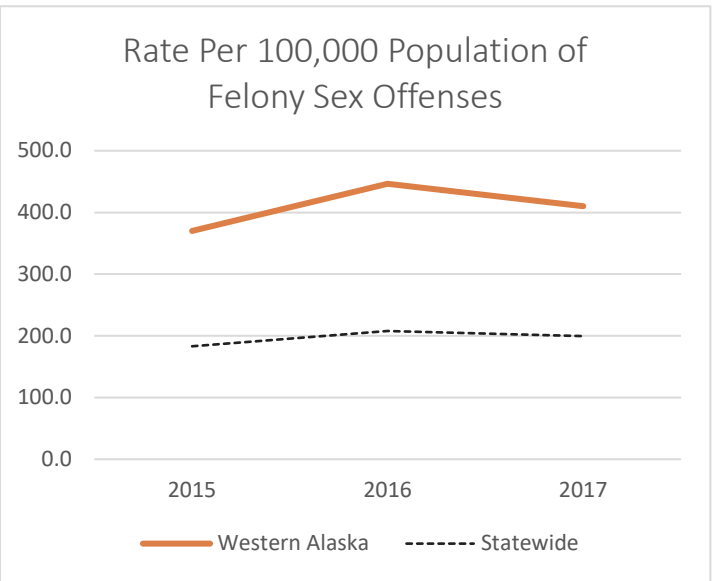
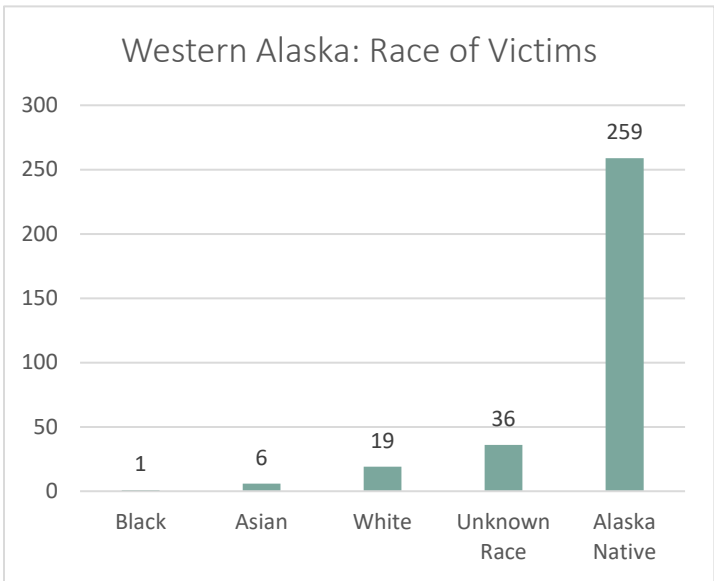
- AST C Detachment (*servicing Aniak, Bethel, Dillingham, Emmonak, Iliamna, King Salmon, Kodiak, Kotzebue, McGrath, Nome, St. Mary's, Selawik, Unalakleet*)
- Bethel Police Department
- Bristol Bay Borough Police Department
- Dillingham Police Department
- Kodiak Police Department
- Kotzebue Police Department
- Nome Police Department
- Unalaska Police Department

**13**  
Years Old

• Most Common Victim Age

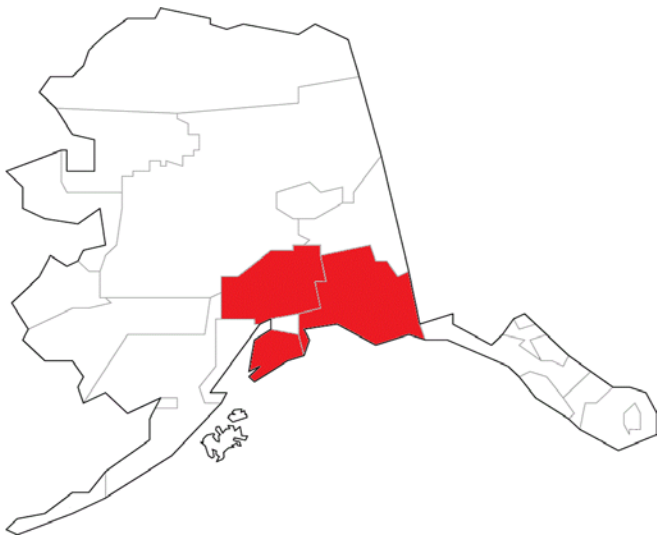
**28**  
Years Old

• Most Common Suspect Age



# Felony Sex Offenses by Geographic Area

## Southcentral Alaska



Population (174,427) Includes:

- Kenai Peninsula Borough
- Matanuska-Susitna Borough
- Valdez-Cordova Census Area

### Reporting Agencies

- AST E Detachment (*servicing Anchor Point, Cooper Landing, Ninilchik, Seward, Soldotna*)
- AST B Detachment (*servicing Glennallen, Palmer, Mat-Su West*)
- Cordova Police Department
- Homer Police Department
- Kenai Police Department
- Palmer Police Department
- Seward Police Department
- Soldotna Police Department
- Valdez Police Department
- Wasilla Police Department

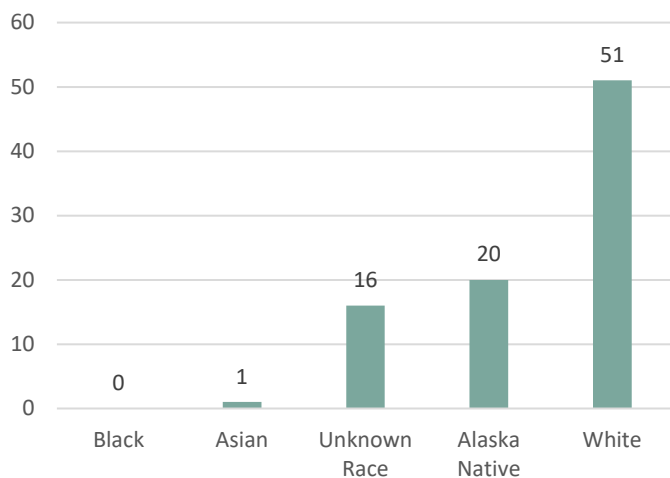
**12**  
Years Old

- Most Common Victim Age

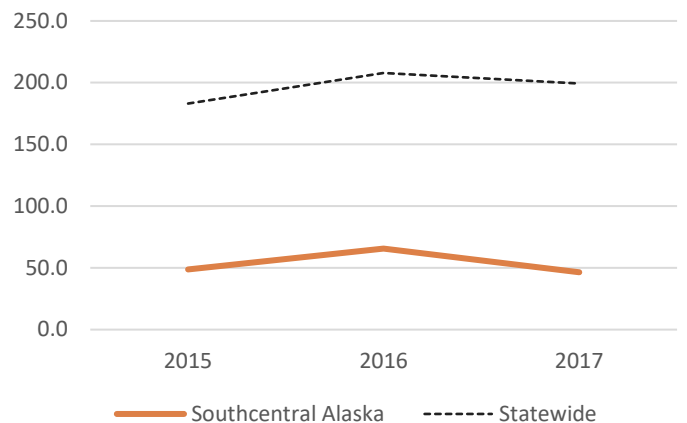
**17**  
Years Old

- Most Common Suspect Age

Southcentral: Race of Victims

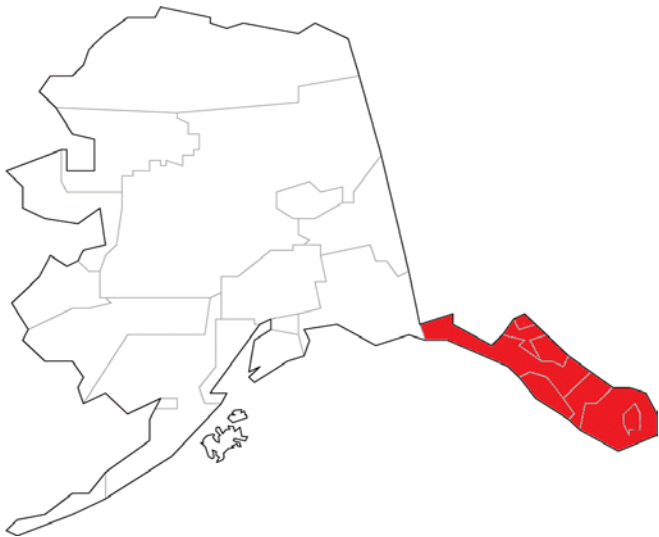


Rate Per 100,000 Population of Felony Sex Offenses



# Felony Sex Offenses by Geographic Area

## Southeast Alaska



Population (73,317) Includes:

- Haines Borough
- Hoonah-Angoon Census Area
- Juneau City and Borough
- Ketchikan Gateway Borough
- Petersburg Borough
- Prince of Wales-Hyder Census Area
- Sitka City and Borough
- Skagway Municipality
- Wrangell City and Borough
- Yakutat City and Borough

Reporting Agencies

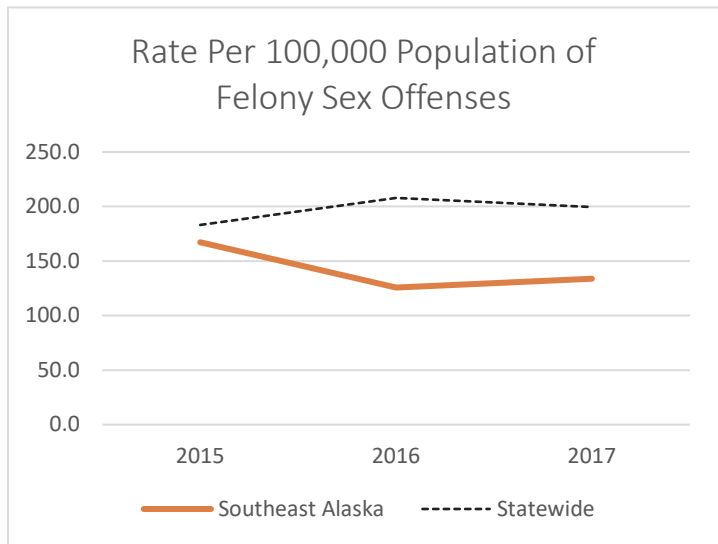
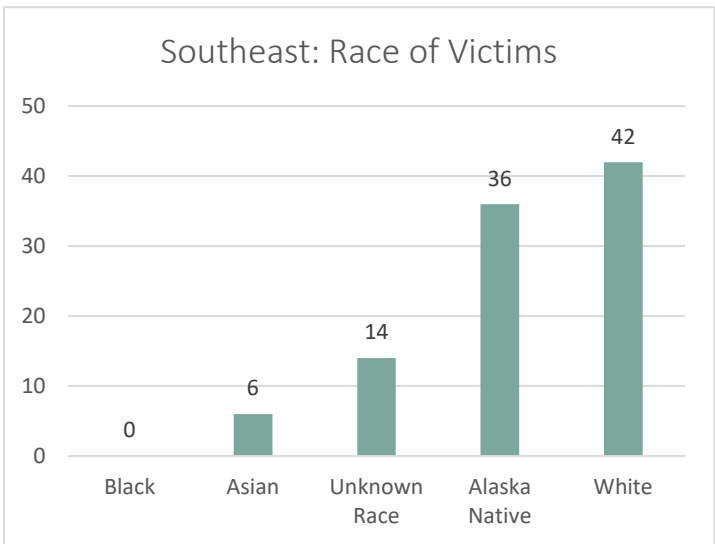
- AST A Detachment (*servicing Haines, Juneau, Klawock, Ketchikan, Petersburg*)
- Craig Police Department
- Haines Police Department
- Juneau Police Department
- Ketchikan Police Department
- Petersburg Police Department
- Sitka Police Department
- Skagway Police Department
- Wrangell Police Department

**15**  
Years Old

• Most Common Victim Age

**18**  
Years Old

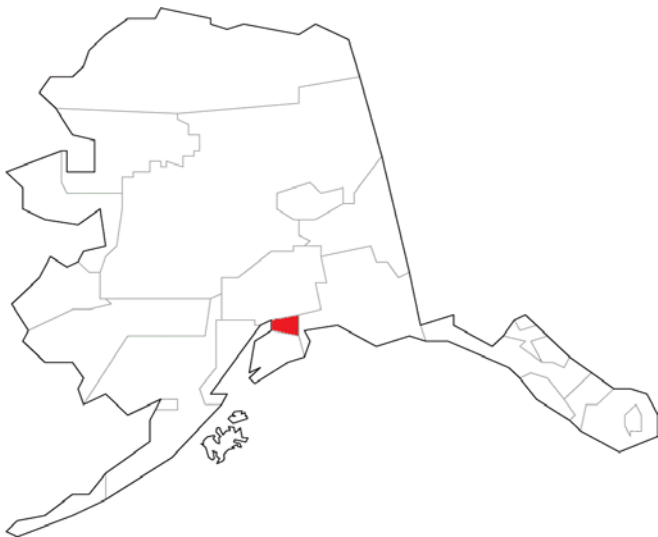
• Most Common Suspect Age





# Felony Sex Offenses by Geographic Area

## Anchorage Area



Population (294,356) Includes:

- Anchorage Municipality<sup>3</sup>

### Reporting Agencies

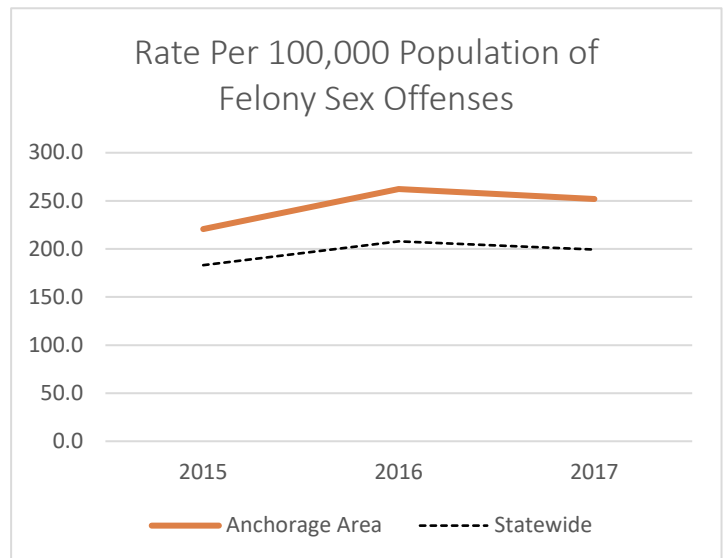
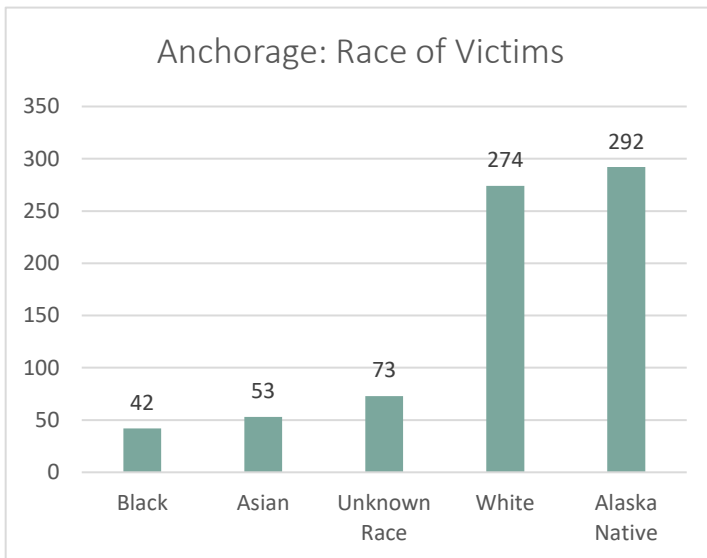
- Anchorage Airport Police & Fire Department
- Anchorage Police Department
- University of Alaska Anchorage Police Department

**15**  
Years Old

- Most Common Victim Age

**18**  
Years Old

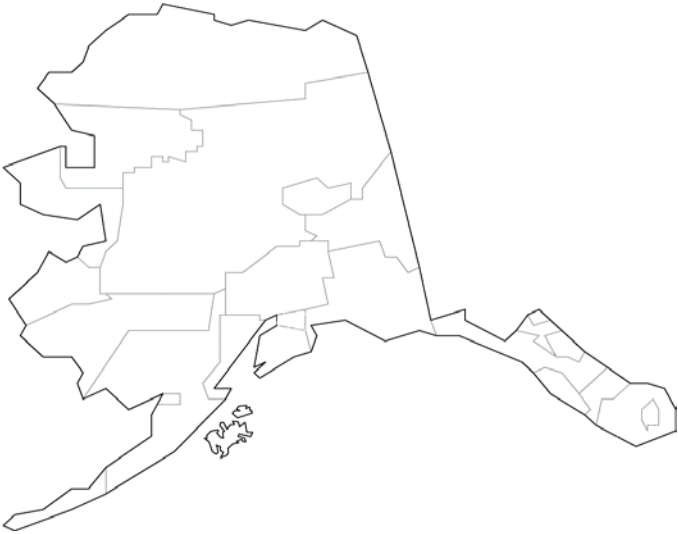
- Most Common Suspect Age



<sup>3</sup> While the population of Girdwood is combined under the Anchorage municipality, the Girdwood service area is serviced by Whittier Police Department, who did not contribute to this data collection.

# Felony Sex Offenses by Geographic Area

## Specialized State Agencies



### Specialized Agencies

- Alaska State Troopers, Alaska Bureau of Investigation
- Alaska Wildlife Troopers

These agencies provide service statewide and do not represent a specified population; therefore, a crime rate is not calculated for these agencies.

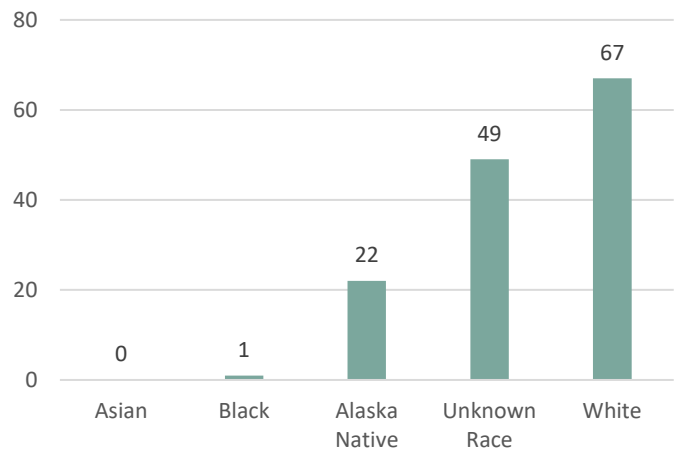
**14**  
Years Old

- Most Common Victim Age

**17**  
Years Old

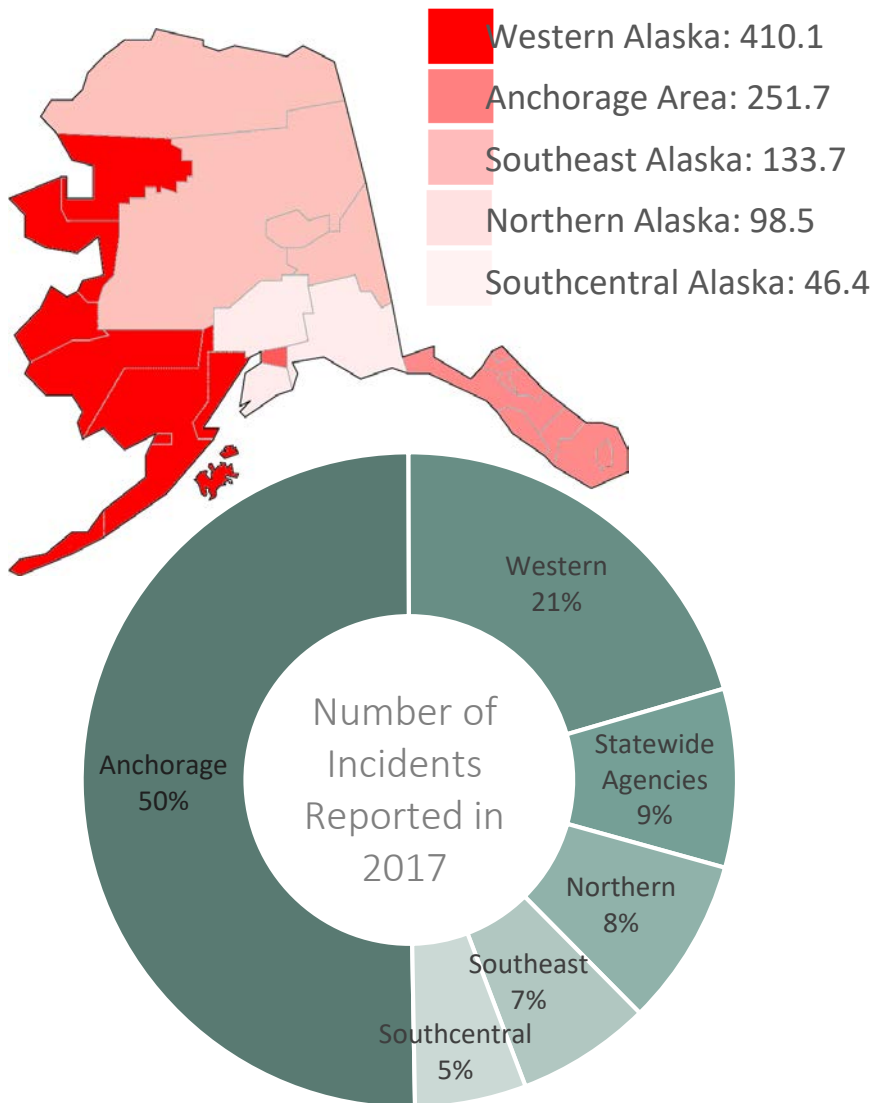
- Most Common Suspect Age

Statewide Agencies: Race of Victims



# Incidents and Rates by Geographic Area

Rate of Felony Sex Offense Incidents Per 100K Population 2017



While agencies in the Anchorage area reported the highest volume of incidents (50% of the state total), agencies in Western Alaska reported the highest rate of incidents based on population, 106% higher than the statewide rate.

Both the Anchorage area and Western Alaska have reported incidents higher than the statewide rate.

Region	Incidents 2017	2017 Population	Rate per 100K Population
Anchorage Area	741	294,356	251.7
Western Alaska	303	73,883	410.1
Specialized Agencies	130	n/a <sup>4</sup>	
Northern Alaska	122	123,812	98.5
Southeast Alaska	98	73,317	133.7
Southcentral Alaska	81	174,427	46.4
Statewide Total	1475	739,795	199.4

<sup>4</sup> These agencies provide service statewide and do not represent a specified population; therefore, a crime rate is not calculated for these agencies.

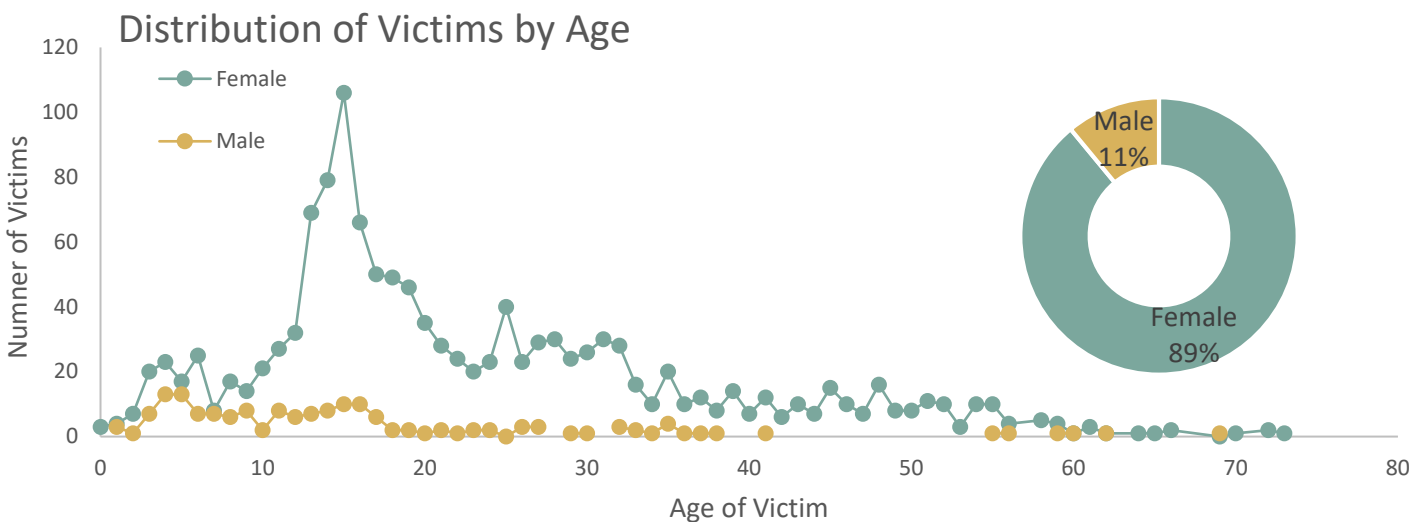
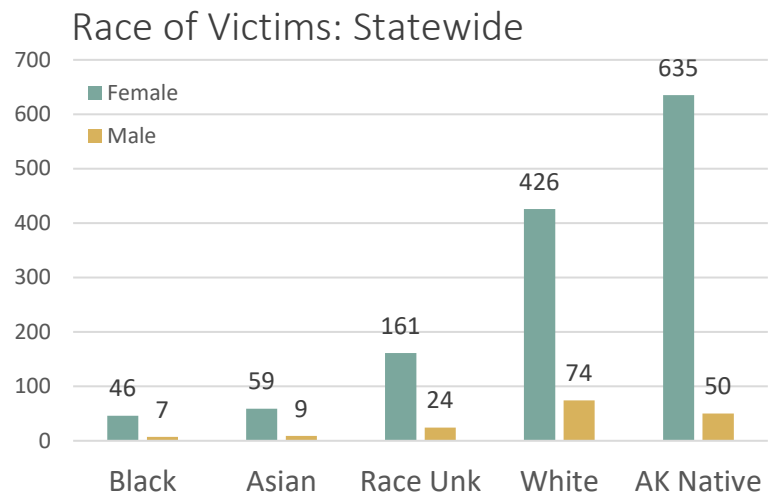
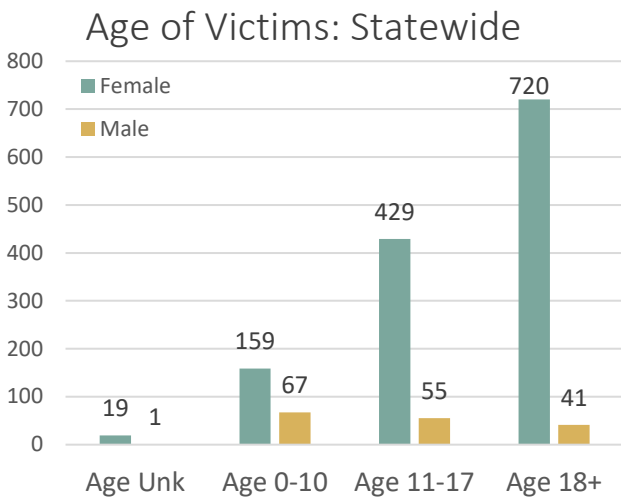
# Victim Information<sup>5</sup>

Victim Race	Female	Male	Unknown Sex
Alaska Native	635	50	0
Asian	59	9	0
Black	46	7	0
Race Unknown	161	24	6
White	426	74	1

Age Group	Female	Male	Unknown Sex
Age Unknown	19	1	6
Age 0-10	159	67	0
Age 11-17	429	55	0
Age 18+	720	41	1

The median age of female victims statewide was **19** years old, while the most common age was **15**.

The median age of male victims statewide was **13** years old, while the most common age was **4**.



<sup>5</sup> Not all reported incidents included victim demographics, and some incidents included multiple victims. Of the 1475 reported incidents, at least partial data for 1498 victims was provided.

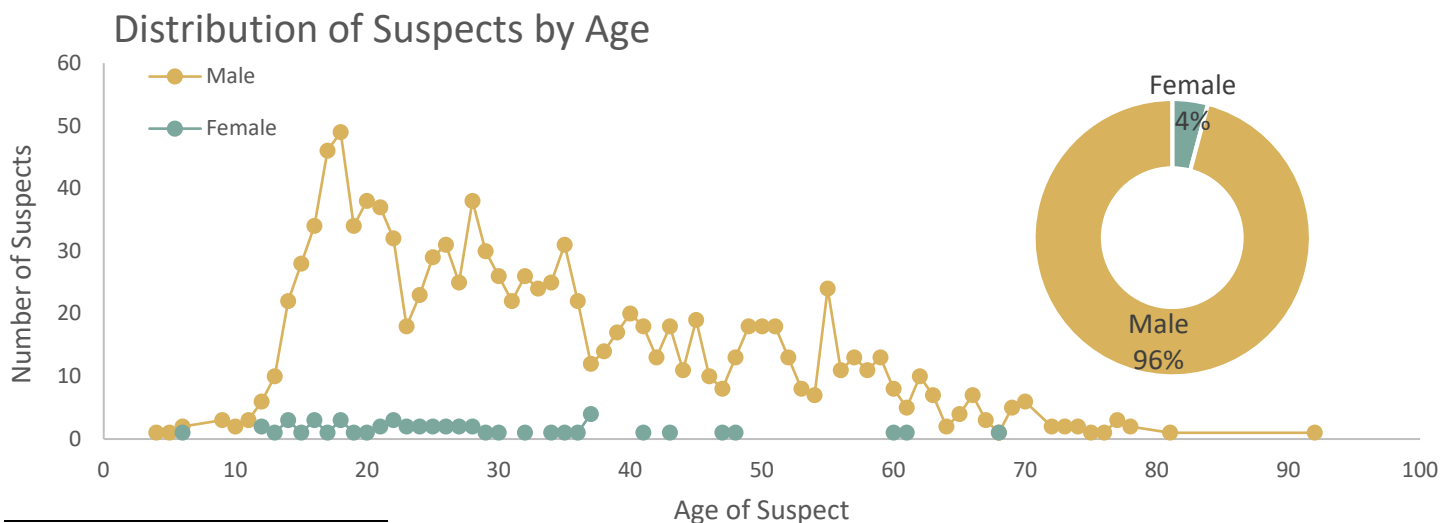
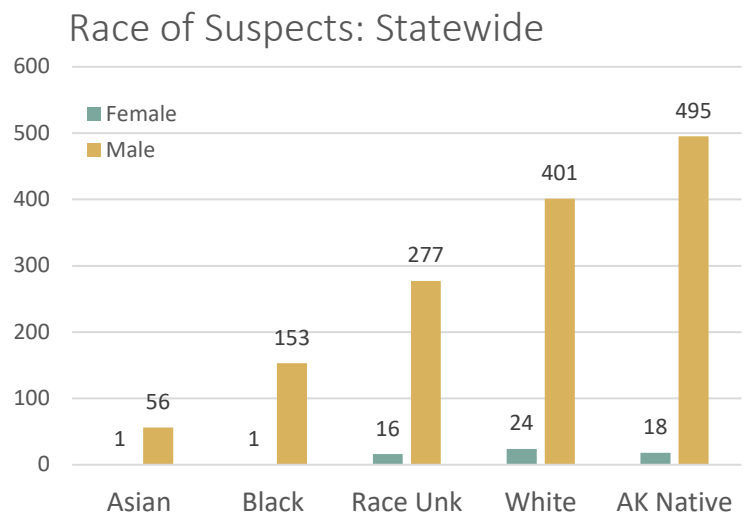
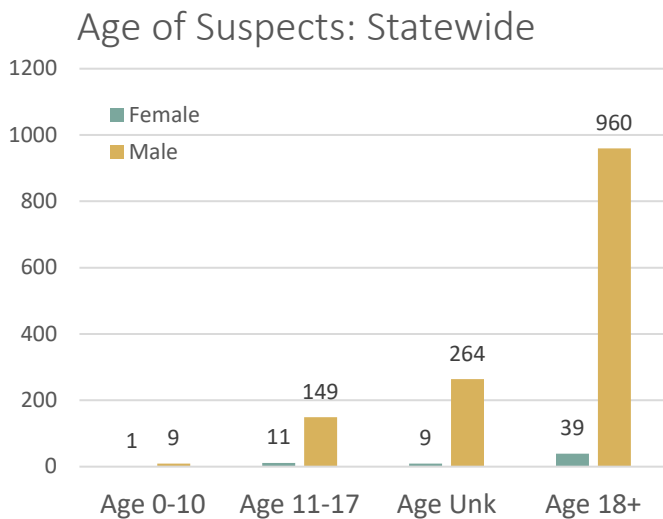
# Suspect Information<sup>6</sup>

Suspect Race	Female	Male	Unknown Sex
Alaska Native	18	495	0
Asian	1	56	0
Black	1	153	0
Race Unknown	16	277	13
White	24	401	0

Age Group	Female	Male	Unknown Sex
Age 0-10	1	9	0
Age 11-17	11	149	0
Age 18+	39	960	1
Age Unknown	9	264	12

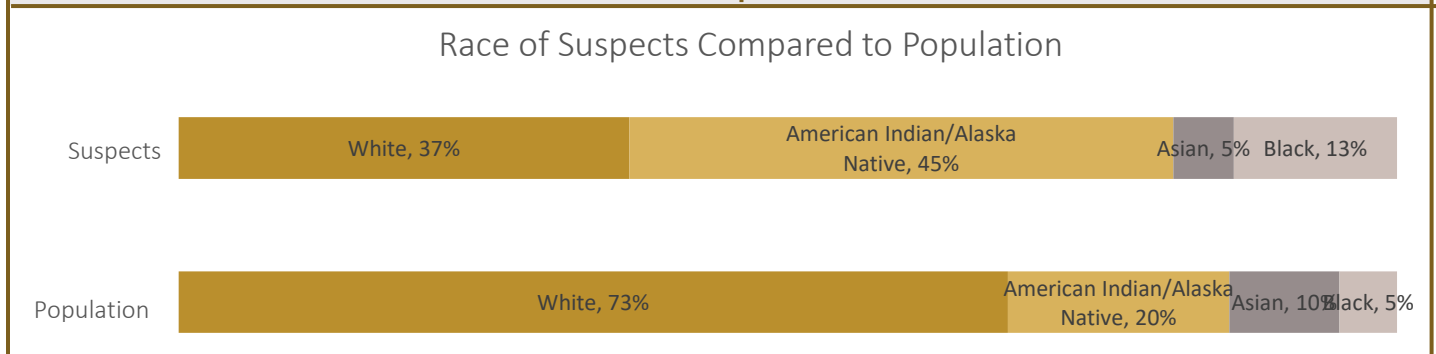
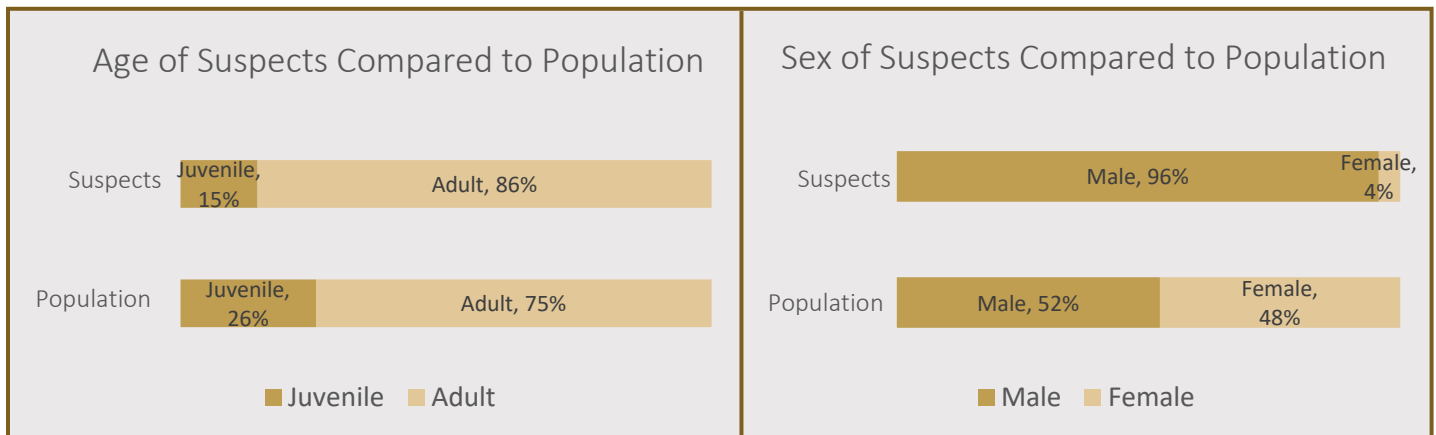
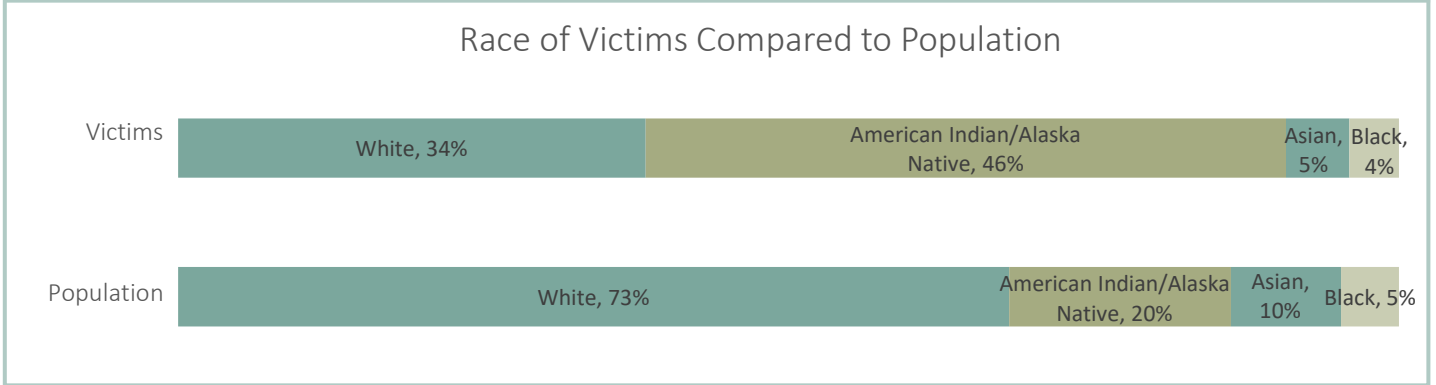
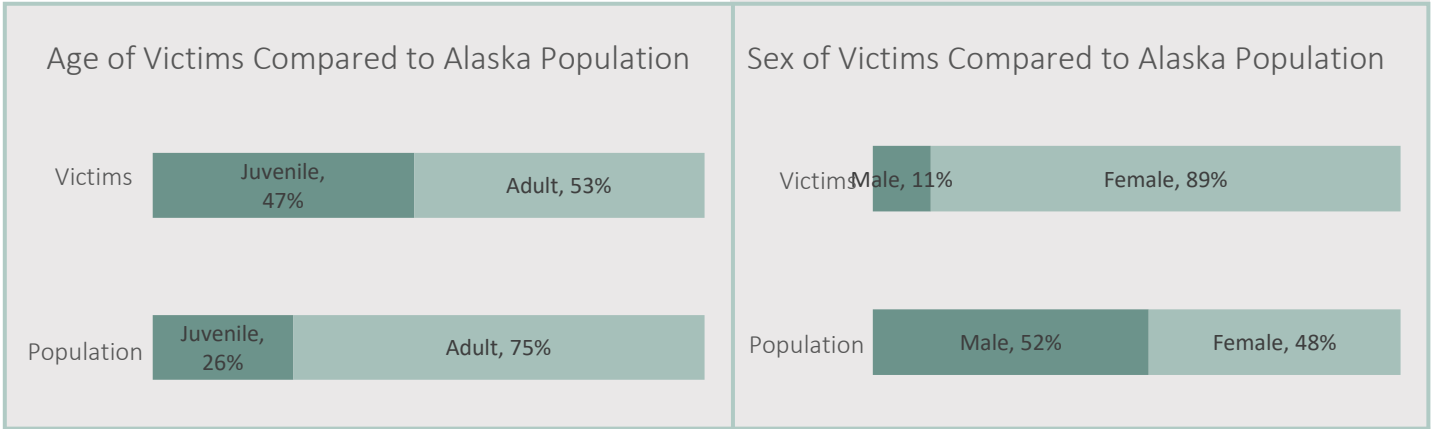
The median age of all suspects was **30** years old, while the most common age was **18**.

Male suspects comprised **96%** of the total number of suspects.



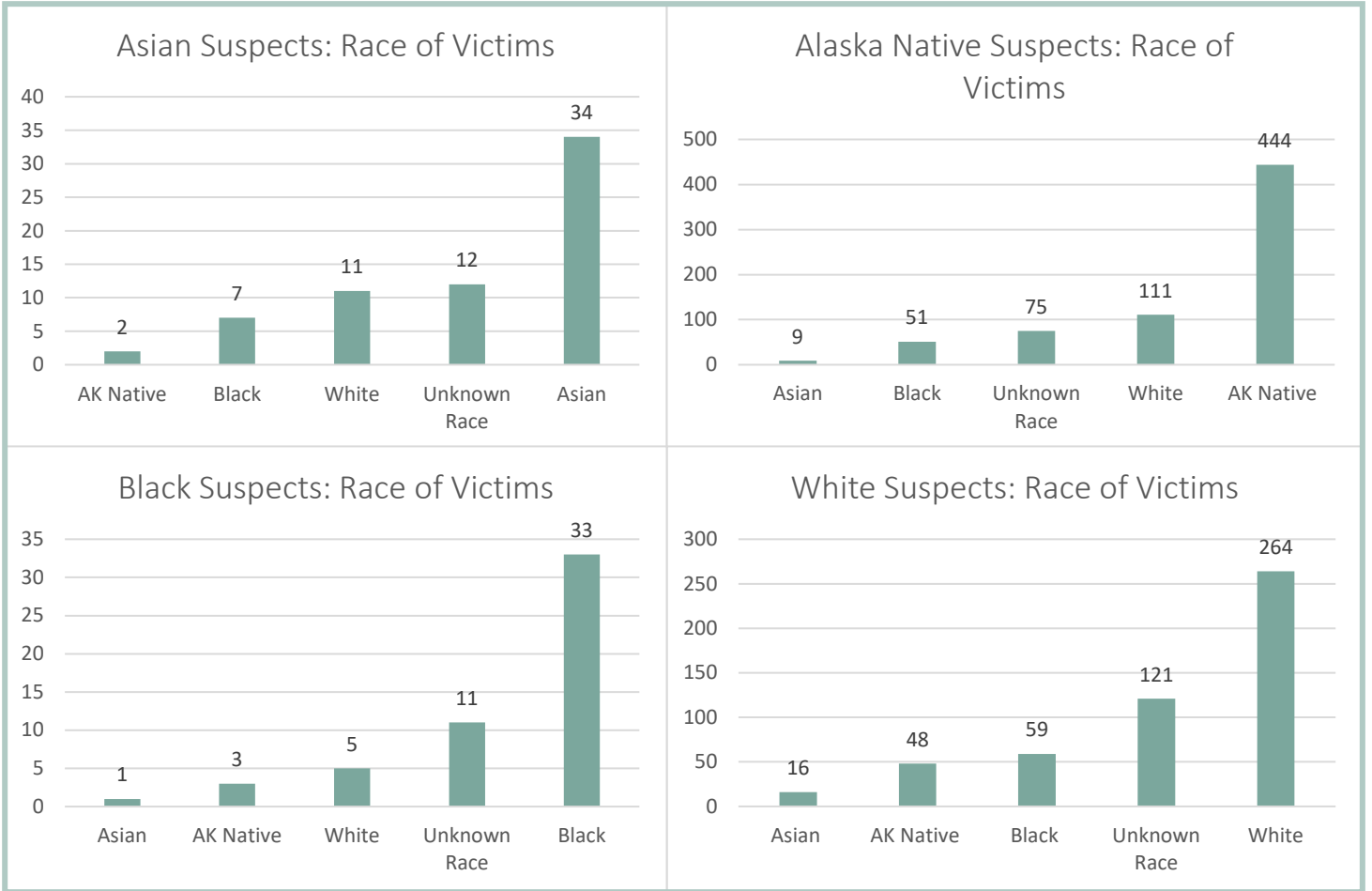
<sup>6</sup> Not all reported incidents included suspect demographics, and some incidents included multiple suspects. Of the 1475 reported incidents, at least partial data for 1455 suspects was provided.

# Victims & Suspects Related to Population<sup>7</sup>

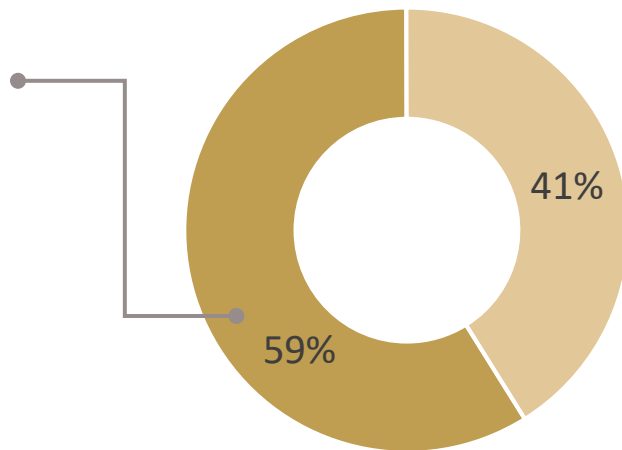


<sup>7</sup> Population demographics from [U.S. Census Bureau, 2012-2016 American Community Survey 5-Year Estimates](https://www.census.gov/data/tables/2014/acs/2014-2016-acs-5-year-estimates.html). Percentages of race for population does not equal 100.0% to account for multi-race individuals. The FSO guidelines advises reporting agencies to report a single race code per individual.

# Victim/Suspect Racial Relationships<sup>8</sup>



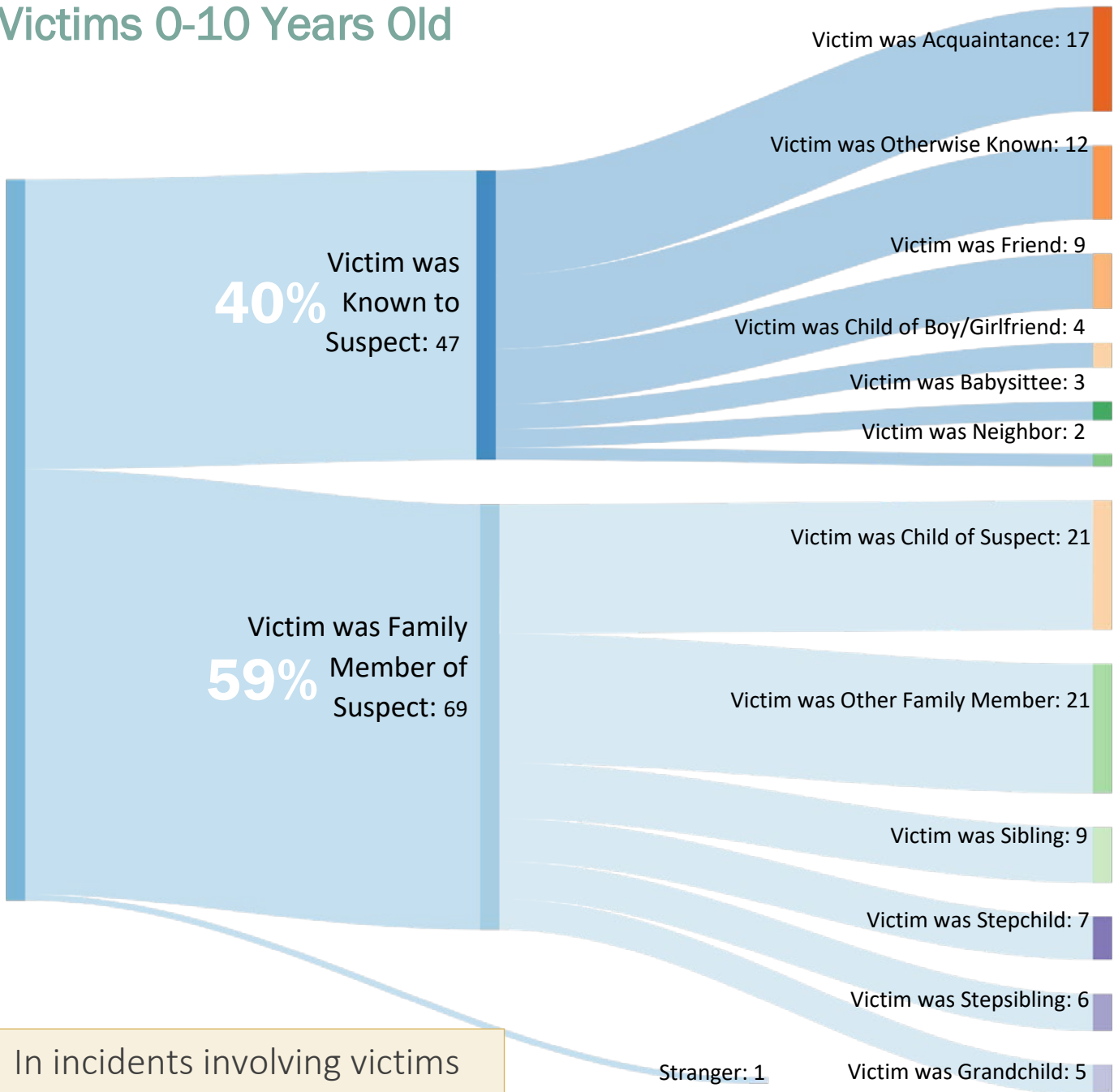
In **59%** of incidents, victims reported being assaulted by a member of their own race.



<sup>8</sup> Not all reported incidents included suspect or victim demographics, and some incidents included multiple suspects or victims. Of the 1475 reported incidents, at least partial data for 1455 suspects and 1498 victims was provided. Racial relationships were counted when both victim(s) and suspect(s) within an incident had an identified race designation, even if the designation was “unknown.”

# Relationship of Victim to Suspect<sup>9</sup>

## Victims 0-10 Years Old



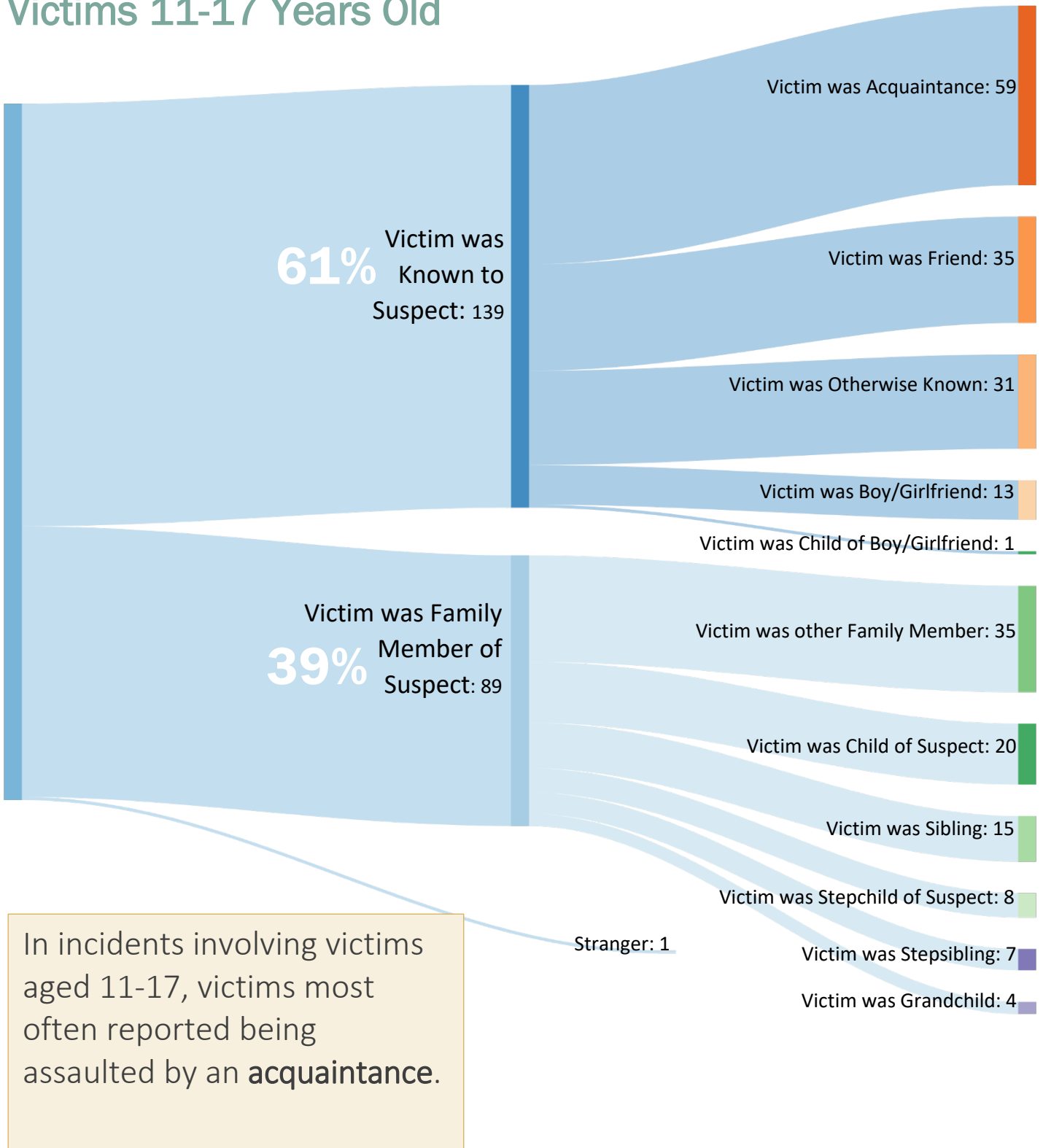
In incidents involving victims aged 0-10, victims most often reported being assaulted by a **parent or other family member**.

<sup>9</sup> Not all reported incidents included relationship data; of the 1542 reported incidents, 743 relationships were provided between suspects and victims, when both the victim and suspect demographics were provided, and the relationship was identified as other than "unknown".



# Relationship of Victim to Suspect<sup>10</sup>

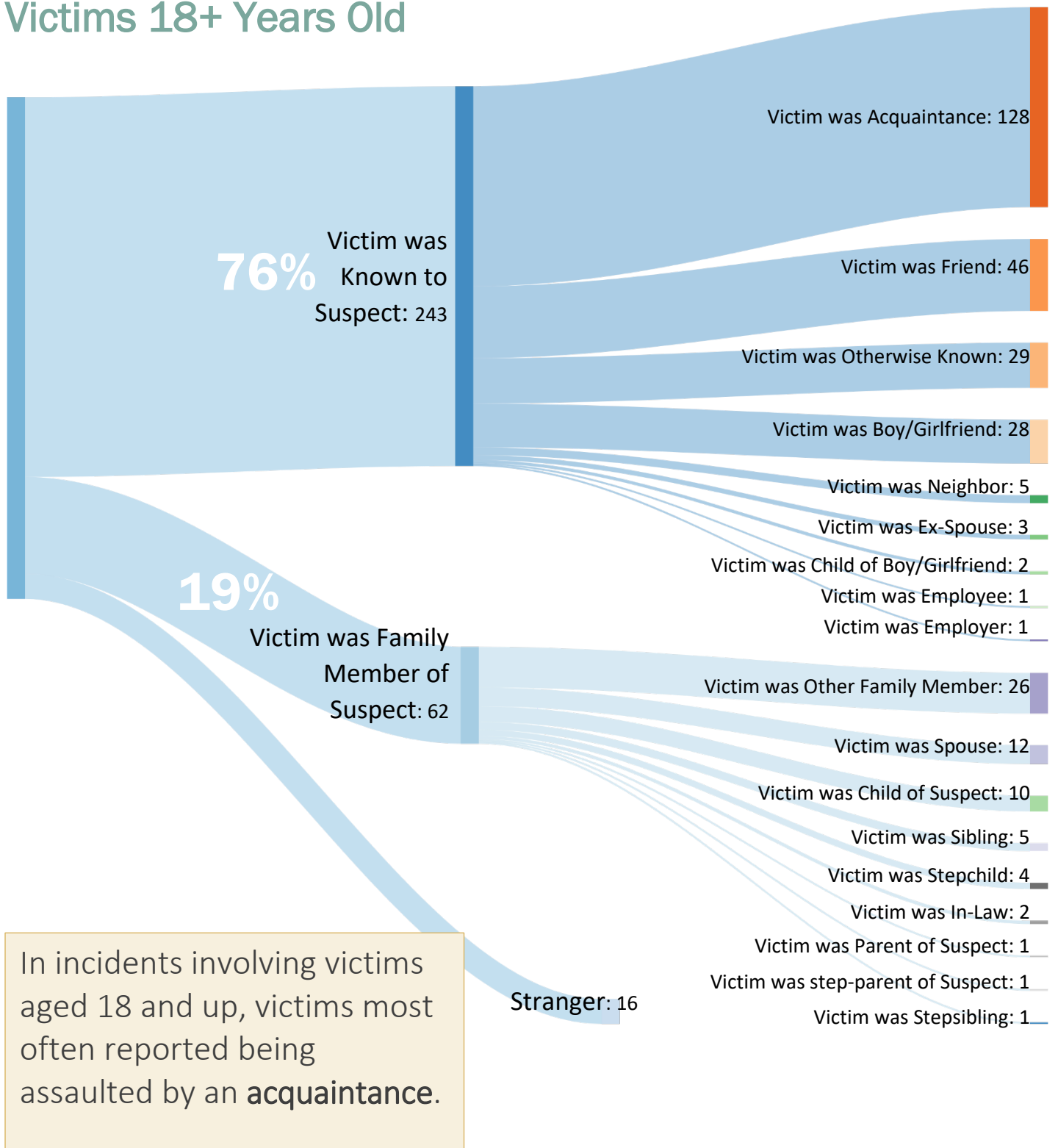
## Victims 11-17 Years Old



<sup>10</sup> Not all reported incidents included relationship data; of the 1542 reported incidents, 743 relationships were provided between suspects and victims, when both the victim and suspect demographics were provided, and the relationship was identified as other than "unknown".

# Relationship of Victim to Suspect<sup>11</sup>

## Victims 18+ Years Old



<sup>11</sup> Not all reported incidents included relationship data; of the 1542 reported incidents, 743 relationships were provided between suspects and victims, when both the victim and suspect demographics were provided, and the relationship was identified as other than “unknown”.

# Locations and Weapons<sup>12</sup>



76% of incident locations were reported as a residence/home



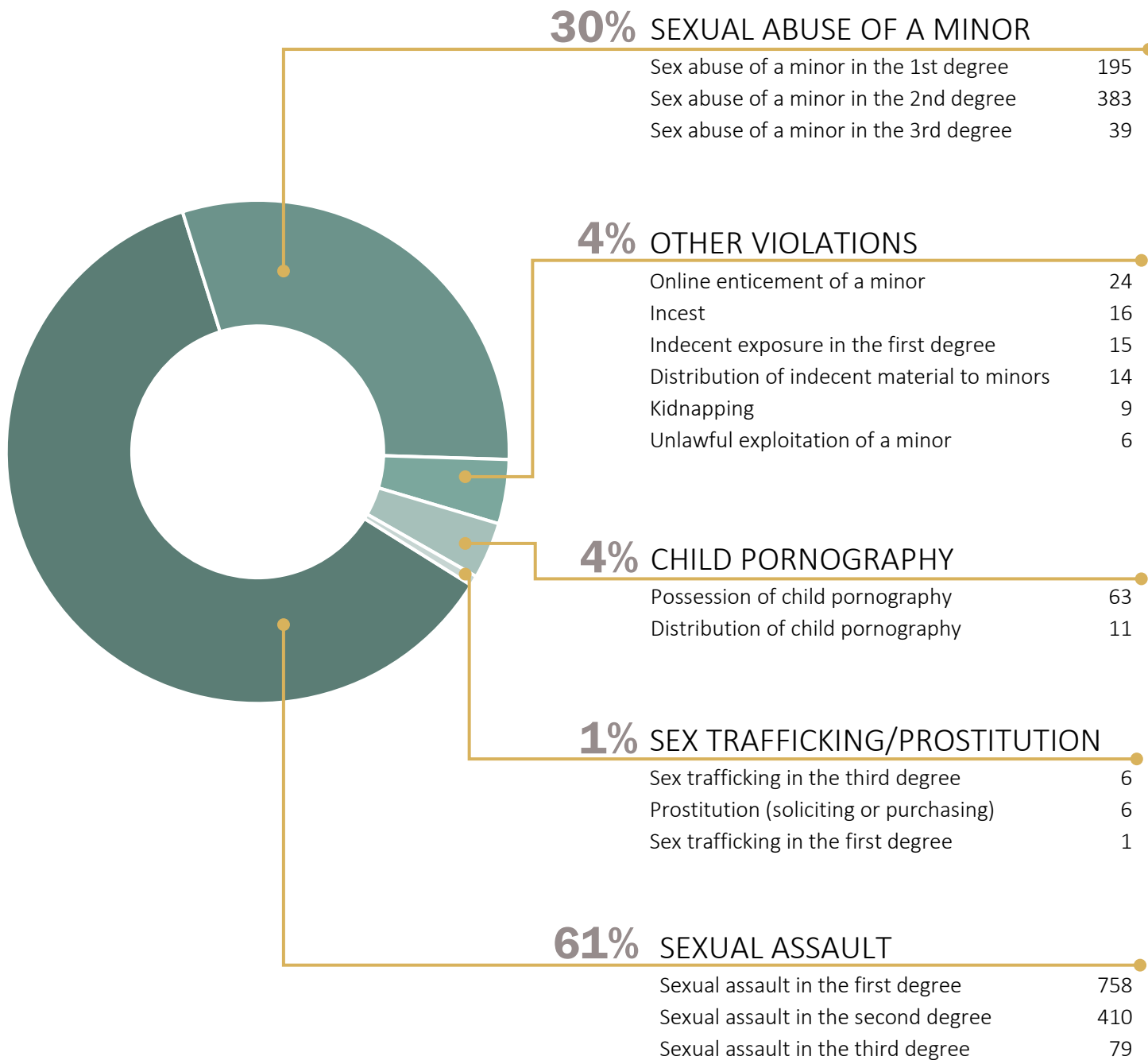
88% of incidents did not involve a weapon

Residence/Home	468
Tribal Lands	43
Highway/Road/Alley/Street	20
Hotel/Motel/Etc.	18
Field/Woods	10
School/College (type not specified)	10
Parking/Drop Lot/Garage	8
Lake/Waterway/Beach	6
Jail/Prison/Penitentiary	5
Park/Playground	4
Bar/Nightclub	3
Air/Bus/Train Terminal	2
Church/Synagogue/Temple/Mosque	2
Government/Public Building	2
Abandoned/Condemned Structure	1
Camp/Campground	1
Commercial/Office Building	1
Convenience Store	1
Daycare Facility	1
Department/Discount Store	1
Dock/Wharf/Freight/Modal Terminal	1
Drug Store/Doctor's Office/Hospital	1
Rental Storage Facility	1
School-College/University	1
School-Elementary/Secondary	1
Shelter-Mission/Homeless	1

None	568
Hands/Fists/Feet	42
Other	11
Knife/Cutting Instrument	7
Asphyxiation	5
Firearm/Handgun	6
Drugs/Narcotics/Sleeping Pills	2

<sup>12</sup> Not all reported incidents included location and/or weapon data. Of the 1475 reported incidents, 613 locations were provided and identified as other than "Other/Unknown; 642 incidents listed weapons other than "Unknown." Location definitions can be found in the FBI's [National Incident Based Reporting System User Manual](#).

# State Statute Violations<sup>13</sup>



<sup>13</sup> These are counts of potential statute violations reported; there is no direct relationship to victim counts, number of incidents/cases, or actual charges filed.

# References & Further Reading

Alaska State Legislature: [Statutory Definition of Felony Level Sex Offenses](#)

Alaska State Legislature: [Statutory Requirement of Reporting Uniform Crime Information](#)

Bureau of Justice Statistics: [National Crime Victimization Survey \(NCVS\)](#)

Federal Bureau of Investigation: [National Incident Based Reporting - The Structure of Family Violence: An Analysis of Selected Incidents](#)

Federal Bureau of Investigation: [Sex Offenses Reported via National Incident Based Reporting System in 2013](#)

Federal Bureau of Investigation: [Uniform Crime Reporting program's rape definition](#)

State of Alaska Department of Public Safety: [Crime in Alaska 2017: Uniform Crime Reporting Program Annual Report](#)

State of Alaska Department of Public Safety: [Sex Offender/Child Kidnapper Registry](#)

U.S. Department of Justice: [The Dru Sjodin National Sex Offender Public Website](#)

University of Alaska Anchorage Justice Center: [Alaska Victimization Survey \(AVS\)](#)