

A-16

# CRIME IN ALASKA - 1976

JUSTICE CENTER  
University of Alaska  
3211 Providence Dr.  
Anchorage, Alaska 99508

ALASKA  
V  
7251  
A27A  
976

Criminal Justice Planning Agency

Office Of The Governor



## STATE OF ALASKA

## OFFICE OF THE GOVERNOR

JAY S. HAMMOND, GOVERNOR

CRIMINAL JUSTICE PLANNING AGENCY

POUCH AJ - JUNEAU 99811  
PHONE: 465-3530

June 22, 1977

PROPERTY OF  
SCHOOL OF JUSTICETO: ALL LAW ENFORCEMENT AGENCIES  
STATE OF ALASKA

The Criminal Justice Planning Agency has prepared this book for the use of local law enforcement agencies in Alaska. It is intended to provide each agency with the information it needs to effectively rate its performance and to gauge and plan for its future needs.


The book is not as complete as we would like it to be, as only ten agencies contributed fully to the UCR program in 1976. Nevertheless, it is a beginning and as reporting improves, the quality of data we compile and analyze for you will also improve.

As the guidelines for the Comprehensive Criminal Justice Plan only require that the four major crime areas be broken out separately from the rest of the state, only Anchorage, Fairbanks, Juneau and Ketchikan are separately addressed in most of the tables and charts. In the back of the book, however, each city that reported fully in 1976 has a complete crime breakdown.

If there are any areas which we failed to cover which you feel would be of benefit to your agency, please contact Susan Knighton or Lou Anne Maxwell, Research Analysts. They will be happy to prepare any crime analysis for you using the data which is available.

Thank you for the cooperation you have shown in providing us with the Uniform Crime Reports. The more cities that contribute these reports to this agency, the more complete our reports to you will be.

Sincerely,

  
Charles G. Adams, Jr.  
Executive Director



3-11-71  
100-100000

## TABLE OF CONTENTS

Introduction.....	1
Alcohol/Drug Abuse.....	2
Law Enforcement Officers Killed or Assaulted.....	8

### PART I CRIME

Crime Rates.....	10
Alaska vs. National Crime Rates.....	14
Crime Analysis of Alaska's Urban Centers.....	15
Criminal Homicide.....	25
Forcible Rape.....	30
Robbery.....	34
Aggravated Assault.....	39
Burglary.....	43
Larceny - Theft.....	47
Motor Vehicle Theft.....	51
Property Stolen and Recovered.....	54

### PART II CRIME

Distribution.....	55
Apprehension.....	57
Arrest Rankings by Sex, Age and Race.....	58

### CLEARANCE RATES

Clearance Rates Part I Offenses.....	62
Clearance Rates Part II Offenses.....	65

### YEARLY RETURN OF OFFENSES KNOWN TO THE POLICE; PROPERTY BY TYPE AND VALUE; PROPERTY STOLEN BY CLASS AND ARRESTS BY AGE, RACE AND SEX

Alaska State Troopers.....	67
Anchorage.....	71
Fairbanks.....	75
Homer.....	79
Juneau.....	80
Kenai.....	84
Ketchikan.....	88
Petersburg.....	92
Sitka.....	96
Valdez.....	100
Wrangell.....	102





## INTRODUCTION

For the last few years, a number of Alaskan cities and towns have been sending copies of their Uniform Crime Reports to the Criminal Justice Planning Agency. From this collected data, the agency does a yearly analysis of crime in Alaska. A much clearer picture of crime problems has emerged since the agency began the collection and analysis of this data.

As this data aids and benefits the State in planning and in allocation of monies, so too will it benefit individual communities. The data includes information on the current year, comparisons with former years, and trends for the coming year. In this book, the information is presented by individual law enforcement agencies thereby enabling each agency to assess it's own problems and judge where to direct it's efforts.

This year we are making our first report back to the local law enforcement agencies. Only the agencies that submitted complete information have been included in this book. It is the hope of the Criminal Justice Planning Agency that future years will provide complete information from many more Alaskan law enforcement agencies.

## Alcohol/Drug Abuse

Although there is a widely held belief in Alaska that the State has an unusually large number of drug and alcohol-related problems, there has been little data compiled to substantiate that belief. Within the last few years, however, a number of State agencies have been conducting studies to determine to what extent alcohol and drugs affect their areas of concern.

The State Office of Alcoholism funded an extensive alcoholism study which was begun in 1975 and is now complete. This study, entitled Descriptive Analysis of the Impact of Alcoholism and Alcohol Abuse in Alaska, 1975, attempts to establish a data base which will enable persons and agencies dealing with alcohol and its related problems to make realistic decisions as to where and how their efforts should be directed.<sup>5</sup>

According to this study, the total State economic cost of alcoholism and alcohol abuse was \$131,200,000 for 1975.

### PROFILE OF ECONOMIC COST ATTRIBUTABLE TO ALCOHOLISM AND ALCOHOL ABUSE

Table 3

CATEGORY	ITEM COST (\$-MILLIONS)	NON-REDUNDANT TOTAL COST (\$-MILLIONS)	PERCENT OF TOTAL
Lost Production:		\$ 86.4	65.8%
Diminished productivity	\$ 57.5		
Occupational Injuries	4.3		
Excess Mortality	24.6		
Motor Vehicle Accidents	19.7	9.0*	6.9%
Criminal Justice System	15.3	15.3	11.7%
Health & Medical Care	13.3	13.3	10.1%
Social Services	3.5	3.5	2.7%
Direct Alcohol Programs	3.7	3.7	2.8%
TOTAL ECONOMIC COST		\$131.2	100.0%

\* Economic cost of alcohol-related motor vehicle accidents, excluding costs of excess mortality for fatal accidents.



The criminal justice system expended \$15,263,000 of this amount. The law enforcement component expended \$7,951,000; court costs amounted to \$1,972,000; Corrections expended \$3,783,000; and other costs, including prosecution, amounted to \$1,557,000.

ESTIMATED EXPENDITURES OF CRIMINAL JUSTICE SYSTEM  
ATTRIBUTABLE TO ALCOHOLISM AND ALCOHOL ABUSE AS A  
PROPORTION OF EACH AND ALL SYSTEM COMPONENTS.

1975  
(millions of dollars)

Table 4

COMPONENT	TOTAL COMPONENT EXPENDITURE	ALCOHOL- RELATED EXPENDITURES	PERCENT OF EXPENDITURE FOR EACH COMPONENT	PERCENT OF TOTAL EXPENDITURES
Law Enforcement	\$ 17,504	\$ 7,951	45.4%	15.7%
Court	12,690	1,972	15.5%	3.9%
Corrections	13,273	3,783	28.5%	7.5%
Other	<u>7,083</u>	<u>1,557</u>	21.9%	<u>3.1%</u>
TOTAL	\$ 50,550	\$ 15,263	-----	30.2%

The study also concluded that the cost of alcoholism and alcohol abuse in Alaska was 65% more than Alaska's proportional share of the national economic costs in 1975. The greatest difference in costs after lost production (which amounted to 42.7 percent) was the impact on the Criminal Justice System which was 11.3% of the total cost as compared to the national average of 1.7%.

Data compiled from the UCR's for Alaska shows that drug and alcohol-related arrests decreased from 47% of the arrests in 1975 to 45% of the arrests in 1976 with the decrease being in drug abuse, drunkenness, and other assaults. Liquor law violations, driving under the influence, aggravated assault and disorderly conduct increased. The liquor law violations (which include bootlegging, maintaining unlawful drinking places, etc.) were primarily furnishing liquor to a minor. The drug arrests themselves actually decreased from 7% of arrests to 5% of arrests.<sup>6</sup>

The following tables show the number of drug and alcohol-related arrests and their percentage distributions statewide and in the four largest cities.

**DRUG AND ALCOHOL-RELATED ARRESTS  
STATEWIDE  
1975-1976**

Table 5

	1975		1976	
	ARRESTS	PERCENT	ARRESTS	PERCENT
Total Arrests	18,574		17,803	
Drug Abuse	1,286	7%	920	5%
Driving under Influence	2,912	16%	2,980	17%
Liquor Laws	1,171	6%	1,224	7%
Drunkenness	263	1%	14	*
Aggravated Assault	455	2%	426	2%
Other Assaults	1,280	7%	1,053	6%
Disorderly Conduct	1,387	7%	1,453	8%
TOTAL	8,754	47%	8,070	45%

\* = less than 1%

**DRUG AND ALCOHOL-RELATED ARRESTS  
ANCHORAGE P.D.  
1975-1976**

Table 6

	1975		1976	
	ARRESTS	PERCENT	ARRESTS	PERCENT
Total Arrests	5,402		5,412	
Drug Abuse	410	8%	306	6%
Driving under Influence	872	16%	870	16%
Liquor Laws	245	5%	245	4%
Drunkenness	25	*	11	*
Aggravated Assault	115	2%	108	2%
Other Assaults	378	7%	339	6%
Disorderly Conduct	683	13%	632	12%
TOTAL	2,728	51%	2,511	46%

\* = less than 1%

DRUG AND ALCOHOL-RELATED ARRESTS  
FAIRBANKS P.D.  
1975-1976

Table 7

	1975		1976	
	ARRESTS	PERCENT	ARREST	PERCENT
Total Arrests	3,355		2,637	
Drug Abuse	220	6%	144	5%
Driving under Influence	268	8%	278	11%
Liquor Laws	257	8%	229	9%
Drunkenness	187	6%	0	
Aggravated Assault	52	2%	46	2%
Other Assaults	258	8%	114	4%
Disorderly Conduct	351	10%	251	9%
TOTAL	1,593	48%	1,062	40%

DRUG AND ALCOHOL-RELATED ARRESTS  
JUNEAU P.D.  
1975-1976

Table 8

	1975		1976	
	ARRESTS	PERCENT	ARRESTS	PERCENT
Total Arrests	1,383		994	
Drug Abuse	186	14%	69	7%
Driving under Influence	178	13%	143	14%
Liquor Laws	388	28%	262	26%
Drunkenness	48	3%		
Aggravated Assault	15	1%	45	5%
Other Assaults	74	6%	28	3%
Disorderly Conduct	44	3%	59	6%
TOTAL	933	68%	606	61%



DRUG AND ALCOHOL-RELATED ARRESTS  
KETCHIKAN P.D.  
1975-1976

Table 9

	1975		1976	
	ARRESTS	PERCENT	ARRESTS	PERCENT
Total Arrests	1,319		1,443	
Drug Abuse	23	2%	37	2%
Driving under Influence	107	8%	113	8%
Liquor Laws	211	16%	199	14%
Drunkenness	1	*		
Aggravated Assault	48	4%	36	2%
Other Assaults	134	10%	140	10%
Disorderly Conduct	98	7%	255	18%
TOTAL	622	47%	780	54%

\* = less than 1%

The Criminal Justice Planning Agency plans to request that each law enforcement agency submitting UCR's indicate which arrests involved alcohol or were suspected of involving alcohol. This request stems from a short survey taken in May of 1976 which asked the major agencies to indicate on their investigation reports which offenses involved alcohol. Reliable data was obtained only from the Anchorage and Fairbanks Police Departments. The Anchorage P.D. reported that 244 (58%) of 419 adult arrests and nine (10%) of 90 juvenile arrests were alcohol-related. Fairbanks reported 92 (59%) of 155 adult arrests and 9 (16%) of 57 juvenile arrests involved alcohol usage. The high percentage of alcohol-related crimes indicate this data would be worthwhile information to gather on a continuous basis.

During July, 1976, a study was conducted of the cost of heroin addiction in the Anchorage area. Those surveyed included 49 heroin addicts who were participating in three drug treatment programs. The information reflects the costs in maintaining their habit prior to treatment.

The forty-nine addicts averaged a habit of \$162 a day for a total of \$7,925 a day. Weekly the figures averaged \$1,069 per person for a total of \$52,400 per week. A total of \$2,724,800 was spent last year by these 49 clients to purchase heroin. This figure represents only the amount that was used to purchase heroin. It does not speak to any of the related social costs of addiction such as court costs, apprehension costs, incarceration costs, welfare, unemployment compensation and lost taxes; it speaks only to the actual drug cost.

Eighty-one percent of the total average weekly cost of \$52,400 (or \$42,443) was illegally obtained. Thirty-eight percent of this total figure of \$42,443 (or \$15,917) per week was obtained from stolen property. This required approximately twice that amount to be stolen (at the current "fencing inflation" factor in Anchorage of 2 to 1). This amounts to an extra \$15,917 per week. Therefore the purchase of \$2,724,800 worth of heroin per year reflects \$827,684 in stolen property and an additional cost of \$827,684 in stolen goods not reflected in the \$2 million figure.

HEROIN COST STATISTICS  
COST OF HEROIN PRIOR TO PROGRAM ADMISSION  
JULY 1976  
(Total Responses: 49)

Table 10

	Male (27)		Female (22)		Overall (49)	
	Avg.	Total	Avg.	Total	Avg.	Total
Daily Heroin Cost	\$175	\$4,730	\$145	\$3,195	\$162	\$7,925
Weekly Heroin Cost	1,174	31,710	940	20,690	1,069	52,400
Amount of Weekly Cost Illegally obtained	990	26,735	714	15,708	866	42,443
Percentage of Weekly Cost Illegally obtained		84%		76%		81%
Amount of Illegally obtained money gained from Stolen Property	401	10,814	232	5,103	325	15,917
Percentage of Illegally obtained money gained from stolen property		41%		32%		38%

### LAW ENFORCEMENT OFFICERS KILLED OR ASSAULTED

During 1976, there were 163 law enforcement officers assaulted in Alaska. Over 34% or 56 of these assaults were committed while the officers were responding to disturbance calls. 46 (28%) occurred while officers were attempting other arrests. 25 (15%) officers sustained personal injury from the assaults. 33 (20%) assaults took place between 2 - 4 AM, 24 (15%) between 12 - 2 PM, 24 (15%) between 10 - 12 PM, 18 (11%) between 8 - 10 PM, and 17 (10%) between 4 - 6 AM.

68 (42%) assaults occurred while alone in one-man vehicles and 60 (37%) were while assisted in one-man vehicles. 20 (12%) occurred while in two-man vehicles.



## MONTHLY LAW ENFORCEMENT OFFICERS ASSAULTED SUPPLEMENTARY REPORT



UCR NO. 60

AGENCY IDENTIFIER

FORWARD BY 7TH DAY OF EACH MONTH TO:  
Criminal Identification Bureau, Dept. of Law Enforcement,  
Box 34, Boise, Idaho 83731

This form should be used to report the number of your officers who were assaulted or killed in the line of duty during the month. Additional information concerning officers killed will be requested by a separate questionnaire.

**OFFICERS KILLED**

Number of your law enforcement officers  
killed in the line of duty this month.

By felonious act \_\_\_\_\_ 0 \_\_\_\_\_

By accident or negligence \_\_\_\_\_ 0 \_\_\_\_\_

Officers Assaulted (Do not include officers killed) See UCR Guide Manual for complete instructions.

TYPE OF ACTIVITY	Total Assaults By Weapon (A)	TYPE OF WEAPON					TYPE OF ASSIGNMENT						Police Assaults Cleared (M)	
		Firearm (B)	Knife or Other Cutting Instrument (C)	Other Dangerous Weapon (D)	Hands, Fists, Feet, etc. (E)	Two Man Vehicle (F)	ONE-MAN VEHICLE		DETECTIVE OR SPECIAL ASSIGN.		OTHER			
							Alone (G)	Assisted (H)	Alone (I)	Assisted (J)	Alone (K)	Assisted (L)		
1. Responding to "disturbance" calls (Family quarrels, man with gun, etc.)	62	3		3	56	10	21	29		2			62	
2. Burglaries in progress or pursuing burglary suspects	1	1					1						1	
3. Robberies in progress or pursuing robbery suspects														
4. Attempting other arrests	48			2	46	5	20	21				2	48	
5. Civil disorder (Riot, mass disobedience)														
6. Handling, transporting, custody of prisoners	19				19	4	8	4			2	1	19	
7. Investigating suspicious persons or circumstances	9	1			8		6	2		1			9	
8. Ambush—No warning	1	1					1						1	
9. Mentally deranged	1				1		1						1	
10. Traffic pursuits and stops	6	1			5	1	3	2					6	
11. All other	16	1	1	3	11		9	2			1	4	16	
12. Total (1-11)	163	8	1	8	146	20	70	60		3	3	7	163	
13. Number with personal injury	25	2		2	20									
14. Number without personal injury	133	6	1	6	119									
15. Time of assaults	AM 24	33	17	5	5	2								
	PM 6	7	13	13	18	24								
	12:01	2:00	4:00	6:00	8:00	10:00	12:00							

DO NOT USE THIS SPACE

	INITIALS
RECORDED	
REVIEWED	
PUNCHED	
VERIFIED	
ADJUSTED	

1976

Month and Year

Prepared by

Title

Agency

9

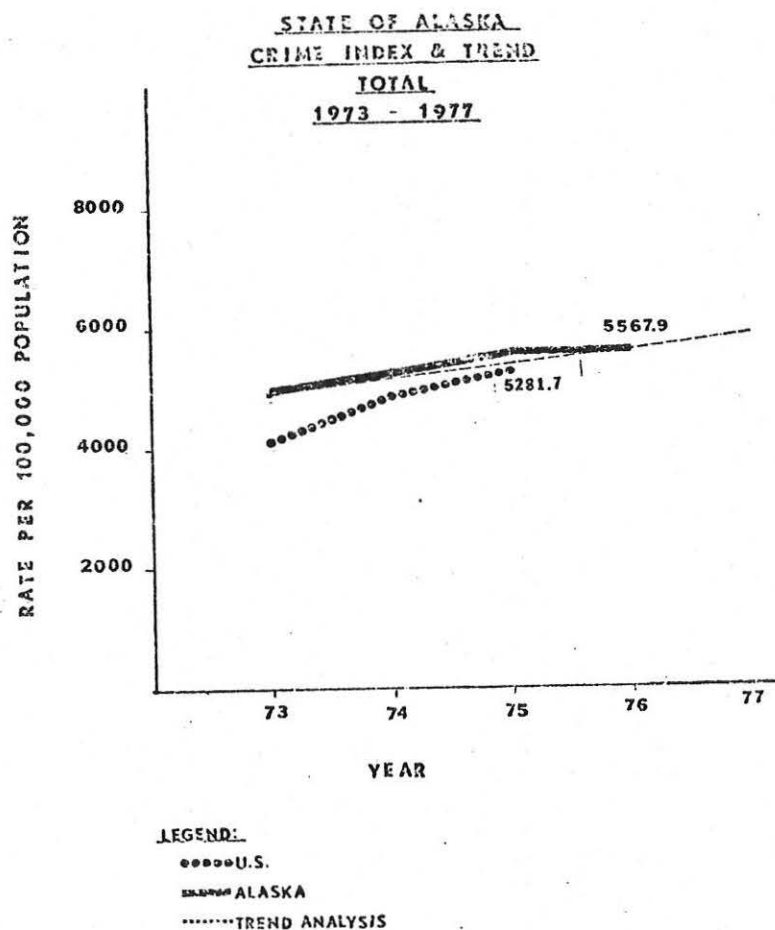
Chief, Sheriff, Commissioner, Superintendent

## Crime Rate

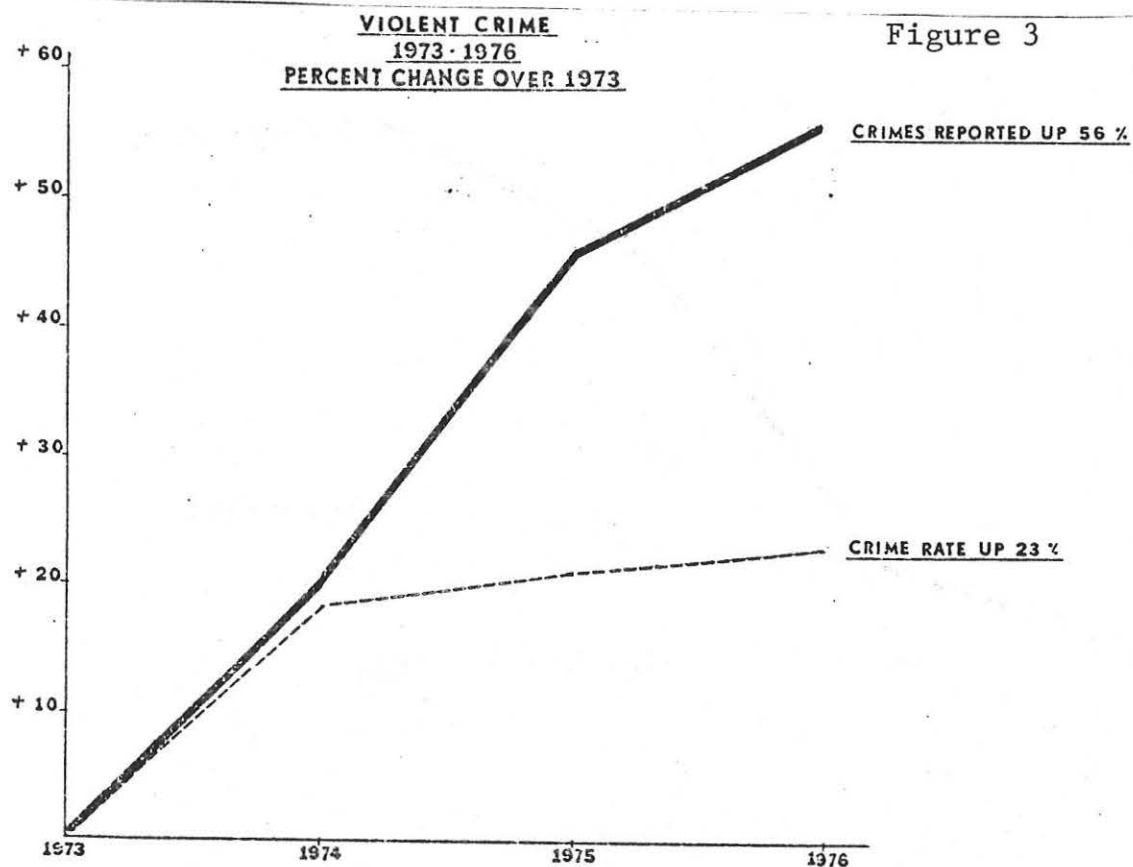
One of the basic crime statistics is the Crime Index. This rate is the number of offenses per 100,000 inhabitants. Since it relates the incidence of crime to the total population, it provides a base for comparing current and historical data for the state and also relating Alaskan crime statistics with nationwide data.

During 1976 the Crime Index for Alaska was 5,567.9 per 100,000 persons. This represents a 3 percent increase over the 5,413.7 rate for 1975. Figure 1 indicates the trend for the Alaska Crime Index from 1973 to 1977 and also compares the Alaskan and nationwide rates for 1973-1975.

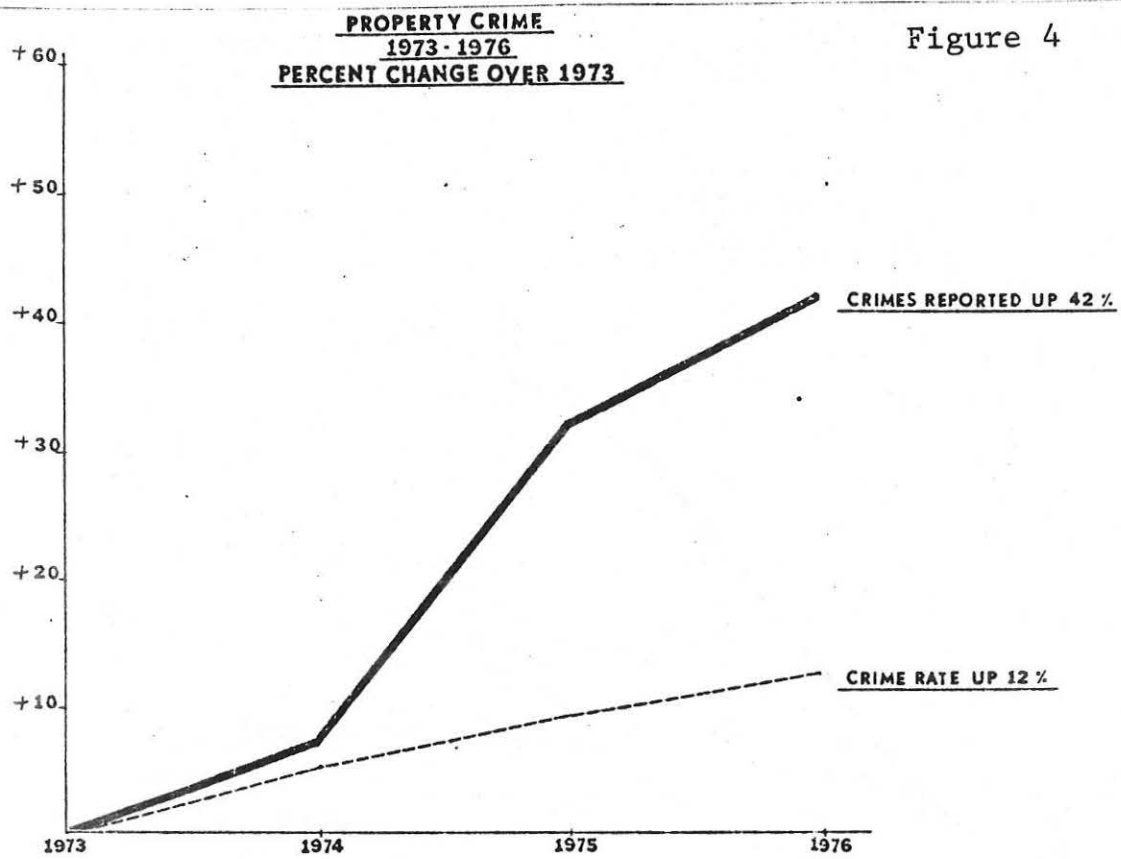
Figure 1



Figures 3 and 4 illustrate the trends for violent and property crimes from 1973 through 1976 by showing the percentage change in the number of offenses reported and the crime rate.







The Crime Index for Alaska is projected to increase 4 percent in 1977. The rates for specific crimes vary from increases of 22 and 21 percent for Robbery and Motor Vehicle Theft to a decrease of 5 percent for Burglary.

STATEWIDE

Crime Trend Analysis  
1974-1977

Table 12

CRIME	1974 CRIME RATES	1975 CRIME RATES	1976 CRIME RATES	PROJECTED 1977 CRIME RATES	1976-1977 PROJECTED CHANGE
Violent Crime					
Criminal Homicide	13.7	9.7	9.8	10	+2%
Forcible Rape	49.3	44.2	45.7	45	+2
Robbery	88.4	116.7	115.7	141	+22
Aggravated Assault	301.8	294.0	300.9	316	+5
Total Violent Crime	453.2	464.6	472.1	512	+8%
Property Crime					
Burglary	1,166.8	1,066.5	1,080.5	1,031	-5
Larceny-Theft	2,972.0	3,044.8	3,289.8	3,379	+3
Motor Vehicle Theft	647.8	837.8	725.5	881	+21
Total Property Crime	4,786.6	4,949.1	5,095.8	5,291	+4
TOTAL PART I CRIME	5,239.8	5,413.7	5,567.9	5,803	+4%

Populations used in computations: 1974 - 337,000  
1975 - 404,000  
1976 - 417,000

## ALASKAN VS. NATIONAL CRIME RATES

A comparison of Alaska's 1975 crime rates with those of a state of similar size, the geographic division, and the entire United States is presented in Table 13.<sup>11</sup>

The state of Wyoming was selected as having the most comparable population size. Wyoming has the smallest population and Alaska the next smallest. Alaska crime rates were much greater for all crime categories and overall the 5,413.7 rate per 100,000 persons was 53 percent greater than Wyoming's rate of 3535.6 per 100,000 persons.

Alaska is part of the Pacific Geographic Division. California, Hawaii, Oregon and Washington make up the remainder of the division. Alaska's crime index rate was 22% lower than the division's. The violent crime rate was 21% lower and the property crime rate 23% lower.

When Alaska's rates were compared to the overall U.S. rates, it was found that Alaska's total crime index was 2% greater. The violent crime rate was 4% less and the property crime rate was 3% greater.

Table 13

	ALASKA		WYOMING		PACIFIC GEOGRAPHIC DIVISION *	UNITED STATES
	REPORTED OFFENSES	CRIME RATES	REPORTED OFFENSES	CRIME RATES	CRIME RATE	CRIME RATE
Violent Crime						
Criminal Homicide	39	9.7	33	8.8	9.4	9.6
Forcible Rape	177	44.2	54	14.4	39.3	26.3
Robbery	467	116.7	158	42.3	243.6	213.2
Aggravated Assault	1,176	294.0	406	108.6	297.5	227.4
<b>TOTAL VIOLENT CRIME</b>	<b>1,859</b>	<b>464.6</b>	<b>651</b>	<b>174.1</b>	<b>589.8</b>	<b>481.5</b>
Property Crime						
Burglary	4,266	1,066.5	2,747	734.5	2,106.0	1,525.9
Larceny-Theft	12,179	3,044.8	8,942	2,390.9	3,705.0	2,804.9
Motor Vehicle Theft	3,351	837.8	883	236.1	585.0	462.4
<b>TOTAL PROPERTY CRIME</b>	<b>19,796</b>	<b>4,949.1</b>	<b>12,572</b>	<b>3,361.5</b>	<b>6,396.0</b>	<b>4,800.2</b>
<b>TOTAL PART I CRIME</b>	<b>21,655</b>	<b>5,413.7</b>	<b>13,223</b>	<b>3,535.6</b>	<b>6,985.8</b>	<b>5,281.7</b>
<b>1975 POPULATION</b>	<b>404,000</b>		<b>374,000</b>		<b>28,234,000</b>	<b>213,124,000</b>

\* Pacific Geographic Division  
includes Alaska, California,  
Hawaii, Oregon and Washington

# CRIME ANALYSIS OF ALASKA'S URBAN CITIES

## Reported Offenses

This section will present the crime statistics for the 4 major urban cities in Alaska. They include Anchorage, Fairbanks, Juneau and Ketchikan. These statistics were compiled by the respective police departments. The statistics for the Alaska State Trooper detachments have not been included since they are not broken down any further than the broad detachment jurisdictions.

Table 14 presents the contribution of each city to the number of crime index offenses reported statewide during 1974-1976. The statistics are broken down into the categories of violent and property crime. During this time period the contribution for each city has remained relatively constant. Detailed analysis for the state and each city can be found in Tables 15 thru 20.

Table 14						
	1974		1975		1976	
	REPORTED OFFENSES	% OF STATEWIDE	REPORTED OFFENSES	% OF STATEWIDE	REPORTED OFFENSES	% OF STATEWIDE
ANCHORAGE	7,313	41%	8,947	42%	10,001	43%
Violent	610	3	734	4	691	3
Property	6,703	38	8,213	38	9,310	40
FAIRBANKS	2,048	12	3,236	15	3,221	14
Violent	162	1	191	1	263	1
Property	1,886	11	3,045	14	2,958	13
JUNEAU	590	3	908	4	892	4
Violent	24	*	40	*	120	1
Property	566	3	868	4	772	3
KETCHIKAN	970	6	929	4	872	3
Violent	86	1	71	*	64	*
Property	884	5	858	4	808	3
REST OF THE STATE	6,737	38	7,635	35	8,399	36
Violent	645	4	823	4	845	4
Property	6,092	34	6,812	31	7,554	32
STATEWIDE TOTAL	17,658	100	21,655	100	23,385	100
Violent	1,527	9	1,859	9	1,983	8
Property	16,131	91	19,796	91	21,402	92

\* = Less than 1%

STATEWIDE

PART I CRIMES  
1974-1976

Table 15

CRIME	1974 REPORTED OFFENSES	1975 REPORTED OFFENSES	1976 REPORTED OFFENSES	1975-1976 % CHANGE	1976 % DISTRIBUTION
Violent Crime					
Criminal Homicide	46	39	41	+5%	.2%
Forcible Rape	166	177	192	+8	.8
Robbery	298	467	486	+4	2.1
Aggravated Assault	1017	1176	1264	+7	5.4
Total Violent Crime	1527	1859	1983	+7	8.5
Property Crime					
Burglary	3932	4266	4538	+6	19.4
Larceny-Theft	10,016	12,179	13,817	+13	59.1
Motor Vehicle Theft	2183	3351	3,047	-9	13.0
Total Property Crime	16,131	19,796	21,402	+8	91.5
TOTAL PART I CRIME	17,658	21,655	23,385	+8%	100.0%

ANCHORAGE

PART I CRIMES  
1974-1976

Table 16

CRIME	1974 REPORTED OFFENSES	1975 REPORTED OFFENSES	1976 REPORTED OFFENSES	1975-1976 % CHANGE	1976 % DISTRIBUTION
Violent Crime					
Criminal Homicide	13	11	15	+36%	.1%
Forcible Rape	72	87	73	-16	.7
Robbery	179	294	277	-6	2.8
Aggravated Assault	346	342	326	-5	3.3
Total Violent Crime	610	734	691	-6	6.9
Property Crime					
Burglary	1493	1681	1653	-2	16.5
Larceny-Theft	4287	5167	6483	+25	64.8
Motor Vehicle Theft	923	1365	1174	-14	11.3
Total Property Crime	6703	8213	9310	+13	93.1
TOTAL PART I CRIME	7313	8947	10,001	+12%	100.0%

FAIRBANKS

PART I CRIMES  
1974-1976

Table 17

CRIME	1974 REPORTED OFFENSES	1975 REPORTED OFFENSES	1976 REPORTED OFFENSES	1975-1976 % CHANGE	1976 % DISTRIBUTION
Violent Crime					
Criminal Homicide	3	2	2	0%	.1%
Forcible Rape	14	12	16	+33	.5
Robbery	47	62	96	+55	3.0
Aggravated Assault	98	115	149	+30	4.6
Total Violent Crime	162	191	263	+38	8.2
Property Crime					
Burglary	280	351	421	+20	13.1
Larceny-Theft	1248	1859	1958	+5	60.8
Motor Vehicle Theft	358	835	579	-31	17.9
Total Property Crime	1886	3045	2958	-3	91.8
TOTAL PART I CRIME	2048	3236	3221	-.5%	100.0%



JUNEAU  
PART I CRIMES  
1974-1976

Table 18

CRIME	1974 REPORTED OFFENSES	1975 REPORTED OFFENSES	1976 REPORTED OFFENSES	1975-1976 % CHANGE	1976 % DISTRIBUTION
Violent Crime					
Criminal Homicide	1	0	0	0%	0%
Forcible Rape	4	5	5	0	.6
Robbery	3	9	3	-67	.3
Aggravated Assault	16	26	112	+331	12.6
Total Violent Crime	24	40	120	+200	13.5
Property Crime					
Burglary	120	182	187	+3	20.9
Larceny-Theft	368	575	489	-15	54.8
Motor Vehicle Theft	78	111	96	-14	10.8
Total Property Crime	566	868	772	-11	86.5
TOTAL PART I CRIME	590	908	892	-2%	100.0%

KETCHIKAN  
PART I CRIMES  
1974-1976

Table 19

CRIME	1974 REPORTED OFFENSES	1975 REPORTED OFFENSES	1976 REPORTED OFFENSES	1975-1976 % CHANGE	1976 % DISTRIBUTION
Violent Crime					
Criminal Homicide	1	1	1	0%	.1%
Forcible Rape	8	6	3	-50	.3
Robbery	8	9	8	-11	.9
Aggravated Assault	69	55	52	-5	6.0
Total Violent Crime	86	71	64	-10	7.3
Property Crime					
Burglary	156	167	155	-7	17.8
Larceny-Theft	619	596	537	-10	61.6
Motor Vehicle Theft	109	95	116	+22	13.3
Total Property Crime	884	858	808	-6	92.7
TOTAL PART I CRIME	970	929	872	-6%	100.0%

REST OF THE STATE  
PART I CRIMES  
1974-1976

Table 20

CRIME	1974 REPORTED OFFENSES	1975 REPORTED OFFENSES	1976 REPORTED OFFENSES	1975-1976 % CHANGE	1976 % DISTRIBUTION
Violent Crime					
Criminal Homicide	28	25	23	-8%	.3%
Forcible Rape	68	67	95	+42	1.1
Robbery	61	93	102	+10	1.2
Aggravated Assault	488	638	625	-2	7.4
Total Violent Crime	645	823	845	+3	10.0
Property Crime					
Burglary	1883	1885	2122	+13	25.3
Larceny-Theft	3494	3982	4350	+9	51.8
Motor Vehicle Theft	715	945	1082	+14	12.9
Total Property Crime	6092	6812	7554	+11	90.0
TOTAL PART I CRIME	6737	7635	8399	+10	100.0%

## Crime Rates and Trends

The 1974-1976 crime rates for Anchorage, Fairbanks, Juneau and Ketchikan have been compiled and are presented in Tables 21 thru 24. The projected rates for 1977 and projected change between 1976 and 1977 are also presented.

Juneau has the greatest projected change with 22 percent. Anchorage is second with 10 percent, Fairbanks third with 7% and Ketchikan fourth with -11%. Projected changes are also presented for each index crime, violent crimes and property crimes.

### ANCHORAGE/SPENARD P.D.

#### Crime Trend Analysis 1974-1977

Table 21

CRIME	1974 CRIME RATES	1975 CRIME RATES	1976 CRIME RATES	PROJECTED 1977 CRIME RATES	1976-1977 PROJECTED CHANGE
Violent Crime					
Criminal Homicide	18.1	14.5	18.1	16.9	-7%
Forcible Rape	100.0	114.5	87.9	88.6	+1
Robbery	248.6	386.8	333.7	408.2	+22
Aggravated Assault	480.6	450.0	392.8	353.3	-10
Total Violent Crime	847.3	965.8	832.5	867.0	+4%
Property Crime					
Burglary	2,073.6	2,211.8	1,991.6	2,010.3	+1
Larceny-Theft	5,954.2	6,798.7	7,810.8	8,711.2	+12
Motor Vehicle Theft	1,281.9	1,796.1	1,414.5	1,630.1	+15
Total Property Crime	9,309.7	10,806.6	11,216.9	12,351.6	+10%
TOTAL PART I CRIME	10,157.0	11,772.4	12,049.4	13,218.6	+10%

Populations used in computations: 1974 - 71,983  
1975 - 74,596  
1976 - 83,429

FAIRBANKS P.D.  
Crime Trend Analysis  
1974-1977

Table 22

CRIME	1974 CRIME RATES	1975 CRIME RATES	1976 CRIME RATES	PROJECTED 1977 CRIME RATES	1976-1977 PROJECTED CHANGE
Violent Crime					
Criminal Homicide	18.7	11.1	6.1	0.0	-100.0%
Forcible Rape	87.5	66.7	48.5	28.6	-41
Robbery	293.7	344.4	290.9	306.9	+5
Aggravated Assault	612.5	638.9	451.5	406.6	-10
Total Violent Crime	1,012.4	1,061.1	797.0	742.1	-7%
Property Crime					
Burglary	1,750.0	1,950.0	1,275.8	1,184.4	-7
Larceny-Theft	7,800.0	10,327.8	5,933.3	6,153.5	+4
Motor Vehicle Theft	2,237.6	4,638.9	1,754.5	2,393.8	+36
Total Property Crime	11,787.6	16,916.7	8,963.6	9,731.7	+9%
TOTAL PART I CRIME	12,800.0	17,977.8	9,760.6	10,473.8	+7%

Populations used in computations: 1974 - 16,500  
1975 - 18,000  
1976 - 32,975

JUNEAU POLICE DEPARTMENT

Crime Trend Analysis  
1974-1977

Table 23

CRIME	1974 CRIME RATES	1975 CRIME RATES	1976 CRIME RATES	PROJECTED 1977 CRIME RATES	1976-1977 PROJECTED CHANGE
Violent Crime					
Criminal Homicide	12.5	0.0	0.0	0.0	0%
Forcible Rape	50.0	62.5	55.6	62.0	+12
Robbery	37.5	112.5	33.3	56.9	+71
Aggravated Assault	200.0	325.0	1,244.4	1,634.2	+31
Total Violent Crime	300.0	500.0	1,333.3	1,753.1	+51
Property Crime					
Burglary	1,500.0	2,275.0	2,977.8	2,529.5	+22%
Larceny-Theft	4,600.0	7,187.5	5,433.3	6,573.6	+21
Motor Vehicle Theft	975.0	1,387.5	1,066.7	1,234.8	+16
Total Property Crime	7,075.0	10,850.0	8,577.8	10,337.9	+21%
TOTAL PART I CRIME	7,375.0	11,350.0	9,911.1	12,091.0	+22%

Populations used in computations: 1974 - 8,233  
1975 - 8,313  
1976 - 8,681

KETCHIKAN P.D.

Crime Trend Analysis  
1974-1977

Table 24

CRIME	1974 CRIME RATES	1975 CRIME RATES	1976 CRIME RATES	PROJECTED 1977 CRIME RATES	1976-1977 PROJECTED CHANGE
Violent Crime					
Criminal Homicide	14.3	14.3	12.5	11.9	-5%
Forcible Rape	114.3	85.7	37.5	2.6	-94
Robbery	114.3	128.6	100.0	99.9	0
Aggravated Assault	985.7	785.7	650.0	471.3	-27
Total Violent Crime	1,228.6	1,014.3	800.0	585.5	-27%
Property Crime					
Burglary	2,228.6	2,385.7	1,937.5	1,892.7	-2
Larceny-Theft	8,842.8	8,514.3	6,712.5	5,892.8	-12
Motor Vehicle Theft	1,557.1	1,357.1	1,450.0	1,347.5	-7
Total Property Crime	12,628.5	12,257.1	10,100.0	9,133.0	-10%
TOTAL PART I CRIME	13,857.1	13,271.4	10,900.0	9,718.5	-11%

Populations used in computations: 1974 - 7,300  
1975 - 7,455  
1976 - 7,600

Tables 25 to 28 present a comparison of the crime rates of Anchorage, Fairbanks, Juneau and Ketchikan with other cities of similar size within the United States. This has been done in order to establish a basis for evaluating the magnitude of the crime rates. It is very evident that the Alaskan cities show considerably greater rates. The rate for Anchorage is 85 percent greater than that of comparable cities in the lower 48, Fairbanks 277 percent greater, Juneau 176 percent greater and Ketchikan is 223 percent greater.<sup>9</sup>

Table 25

CRIME	ANCHORAGE POLICE DEPT.	OTHER U.S. CITIES 50,000-100,000 POP.	DIFFERENCE IN RATES
	CRIME RATE	CRIME RATE	
Violent Crime			
Criminal Homicide	14.5	7.2	+101%
Forcible Rape	114.5	26.0	+340
Robbery	386.8	189.4	+104
Aggravated Assault	450.0	228.1	+97
Total Violent Crime	965.8	450.7	+114
Property Crime			
Burglary	2,211.8	1,723.1	+28
Larceny-Theft	6,798.7	3,642.9	+87
Motor Vehicle Theft	1,796.1	544.3	+230
Total Property Crime	10,806.6	5,910.3	+33
TOTAL PART I CRIME	11,772.4	6,361.0	+85%

Table 26

CRIME	FAIRBANKS POLICE DEPT.	OTHER U.S. CITIES 10,000-25,000 POP.	DIFFERENCE IN RATES
	CRIME RATE	CRIME RATE	
Violent Crime			
Criminal Homicide	11.1	4.4	+152%
Forcible Rape	66.7	13.6	+390
Robbery	344.4	81.6	+322
Aggravated Assault	638.9	168.2	+280
Total Violent Crime	1,061.1	267.8	+296
Property Crime			
Burglary	1,950.0	1,199.0	+63
Larceny-Theft	10,327.8	2,996.0	+245
Motor Vehicle Theft	4,638.9	300.8	+1442
Total Property Crime	16,916.7	4,495.8	+276
TOTAL PART I CRIME	17,977.8	4,763.6	+277%

Table 27

CRIME	JUNEAU POLICE DEPT.	OTHER U.S. CITIES UNDER 10,000 POP.	DIFFERENCE IN RATES
	CRIME RATE	CRIME RATE	
Violent Crime			
Criminal Homicide	0	3.9	+390%
Forcible Rape	62.5	11.5	+443
Robbery	112.5	49.4	+128
Aggravated Assault	325.0	166.7	+95
Total Violent Crime	500.0	231.5	+116
Property Crime			
Burglary	2,275.0	1,037.5	+119
Larceny-Theft	7,187.5	2,633.6	+173
Motor Vehicle Theft	1,387.5	209.9	+561
Total Property Crime	10,850.0	3,881.0	+180
TOTAL PART I CRIME	11,350.0	4,112.5	+176%

Table 28

CRIME	KETCHIKAN POLICE DEPT.	OTHER U.S. CITIES UNDER 10,000 POP.	DIFFERENCE IN RATES
	CRIME RATE	CRIME RATE	
Violent Crime			
Criminal Homicide	14.3	3.9	+267%
Forcible Rape	85.7	11.5	+645
Robbery	128.6	49.4	+160
Aggravated Assault	785.7	166.7	+371
Total Violent Crime	1,014.3	231.5	+338
Property Crime			
Burglary	2,385.7	1,037.5	+130
Larceny-Theft	8,514.3	2,633.6	+223
Motor Vehicle Theft	1,357.1	209.9	+547
Total Property Crime	12,257.1	3,881.0	+216
TOTAL PART I CRIME	13,271.4	4,112.5	+223%



In order to compare the crime situations of each of the urban Alaska cities, several rankings have been prepared. The rankings by number of reported offenses, crime rate, and average change in the crime rate are presented in Tables 29 thru 30.

#### Ranking by Number of Reported Offenses

Anchorage was first and Fairbanks second in all of the rankings by number of reported offenses. For the total crime indexes, Juneau was ranked third and Ketchikan fourth.

#### Ranking by Crime Rate

Anchorage was first and Ketchikan second in the ranking by total crime index. Juneau was third and Fairbanks fourth.

Juneau ranked first for violent crimes and Anchorage first for property crimes.

#### Ranking by Crime Rate Change

Juneau was first and Anchorage second in all rankings of the change in Crime Rate between 1974 and 1976. Ketchikan ranked third and Fairbanks fourth for the rate of change in the Crime Index.

RANKING OF CITIES BY REPORTED  
NUMBER OF OFFENSES AND CRIME RATES  
1976

Table 29

<u>Crime</u>	<u>Reported number of Offenses</u>		<u>Rate</u>	
MURDER	Anchorage	15	Anchorage	18.1
	Fairbanks	2	Ketchikan	12.5
	Ketchikan	1	Fairbanks	6.1
	Juneau	0	Juneau	0
RAPE	Anchorage	73	Anchorage	87.9
	Fairbanks	16	Juneau	55.6
	Juneau	5	Fairbanks	48.5
	Ketchikan	3	Ketchikan	37.5
ROBBERY	Anchorage	277	Anchorage	333.7
	Fairbanks	96	Fairbanks	290.9
	Ketchikan	8	Ketchikan	100.0
	Juneau	3	Juneau	33.3
AGGRAVATED ASSAULT	Anchorage	326	Juneau	1,244.4
	Fairbanks	149	Ketchikan	650.0
	Juneau	112	Fairbanks	451.5
	Ketchikan	52	Anchorage	392.8
BURGLARY	Anchorage	1,653	Juneau	2,077.8
	Fairbanks	421	Anchorage	1,991.6
	Juneau	187	Ketchikan	1,937.5
	Ketchikan	155	Fairbanks	1,275.8
LARCENY	Anchorage	6,483	Anchorage	7,810.8
	Fairbanks	1,958	Ketchikan	6,712.5
	Ketchikan	537	Fairbanks	5,933.3
	Juneau	489	Juneau	5,433.3
MOTOR VEHICLE THEFT	Anchorage	1,174	Fairbanks	1,754.5
	Fairbanks	579	Ketchikan	1,450.0
	Ketchikan	116	Anchorage	1,414.5
	Juneau	96	Juneau	1,066.7
TOTAL CRIME INDEX OFFENSES	Anchorage	10,001	Anchorage	12,049.4
	Fairbanks	3,221	Ketchikan	10,900.0
	Juneau	892	Juneau	9,911.1
	Ketchikan	872	Fairbanks	9,760.6
VIOLENT CRIMES	Anchorage	691	Juneau	1,333.2
	Fairbanks	263	Anchorage	832.5
	Juneau	120	Ketchikan	800.0
	Ketchikan	64	Fairbanks	797.0
PROPERTY CRIMES	Anchorage	9,310	Anchorage	11,216.9
	Fairbanks	2,958	Ketchikan	10,100.0
	Ketchikan	808	Fairbanks	8,963.6
	Juneau	772	Juneau	8,577.8

## CRIME RATE CHANGE 1974-1976

Table 30

<u>Crime</u>	<u>City</u>	<u>1974</u>	<u>1976</u>	<u>Rate of Change</u>
MURDER	Anchorage	18.1	18.1	0%
	Ketchikan	14.3	12.5	-13
	Fairbanks	18.7	6.1	-67
	Juneau	12.5	0.0	-100
RAPE	Juneau	50.0	55.6	+11%
	Anchorage	100.0	87.9	-12
	Fairbanks	87.5	48.5	-45
	Ketchikan	114.3	37.5	-67
ROBBERY	Anchorage	248.6	333.7	+34%
	Fairbanks	293.7	290.9	-01
	Juneau	37.5	33.3	-11
	Ketchikan	114.3	100.0	-13
AGGRAVATED ASSAULT	Juneau	200.0	1,244.4	+522%
	Anchorage	480.6	392.8	-18
	Fairbanks	612.5	451.5	-26
	Ketchikan	985.7	650.0	-34
BURGLARY	Juneau	1,500.0	2,077.8	+39%
	Anchorage	2,073.6	1,991.6	-04
	Ketchikan	2,228.6	1,937.5	-13
	Fairbanks	1,750.0	1,275.8	-27
LARCENY	Anchorage	5,954.2	7,810.8	+31%
	Juneau	4,600.0	5,433.3	+18
	Fairbanks	7,800.0	5,933.3	-24
	Ketchikan	8,842.8	6,712.5	-24
MOTOR VEHICLE THEFT	Anchorage	1,281.9	1,414.5	+10%
	Juneau	975.0	1,066.7	+ 9
	Ketchikan	1,557.1	1,450.0	- 7
	Fairbanks	2,237.6	1,754.5	-22
TOTAL CRIME INDEX OFFENSES	Juneau	7,375.0	9,911.1	+34%
	Anchorage	10,156.9	12,049.4	+19
	Ketchikan	13,857.1	10,900.0	-21
	Fairbanks	12,800.0	9,760.6	-24
VIOLENT CRIMES	Juneau	300.0	1,333.3	+344%
	Anchorage	847.3	832.5	-2
	Fairbanks	1,012.4	797.0	-21
	Ketchikan	1,228.6	800.0	-35
PROPERTY CRIMES	Juneau	7,075.0	8,577.8	+21%
	Anchorage	9,309.7	11,216.9	+20
	Ketchikan	12,628.5	10,100.0	-20
	Fairbanks	11,787.6	8,963.6	-24

## CRIMINAL HOMICIDE--(Murder and Non-negligent Manslaughter)

Definition: This Crime Index offense is defined as the willful killing of another. As a general rule, any death due to a fight, argument, quarrel, assault, or commission of a crime is included. Suicides, accidental deaths, assaults to murder and attempted murders are not included.

Volume: In 1976 there were 41 murders reported in Alaska. This represents an increase of 2 over the 39 murders in 1975. The number of murders in 1976 is 2 percent of the total violent crimes and less than 1 percent of the total Crime Index offenses. Table 31 shows that the number of reported incidents increased 5 percent over 1975. Anchorage shows the only increase, while the rural areas show a decrease of 8 percent.

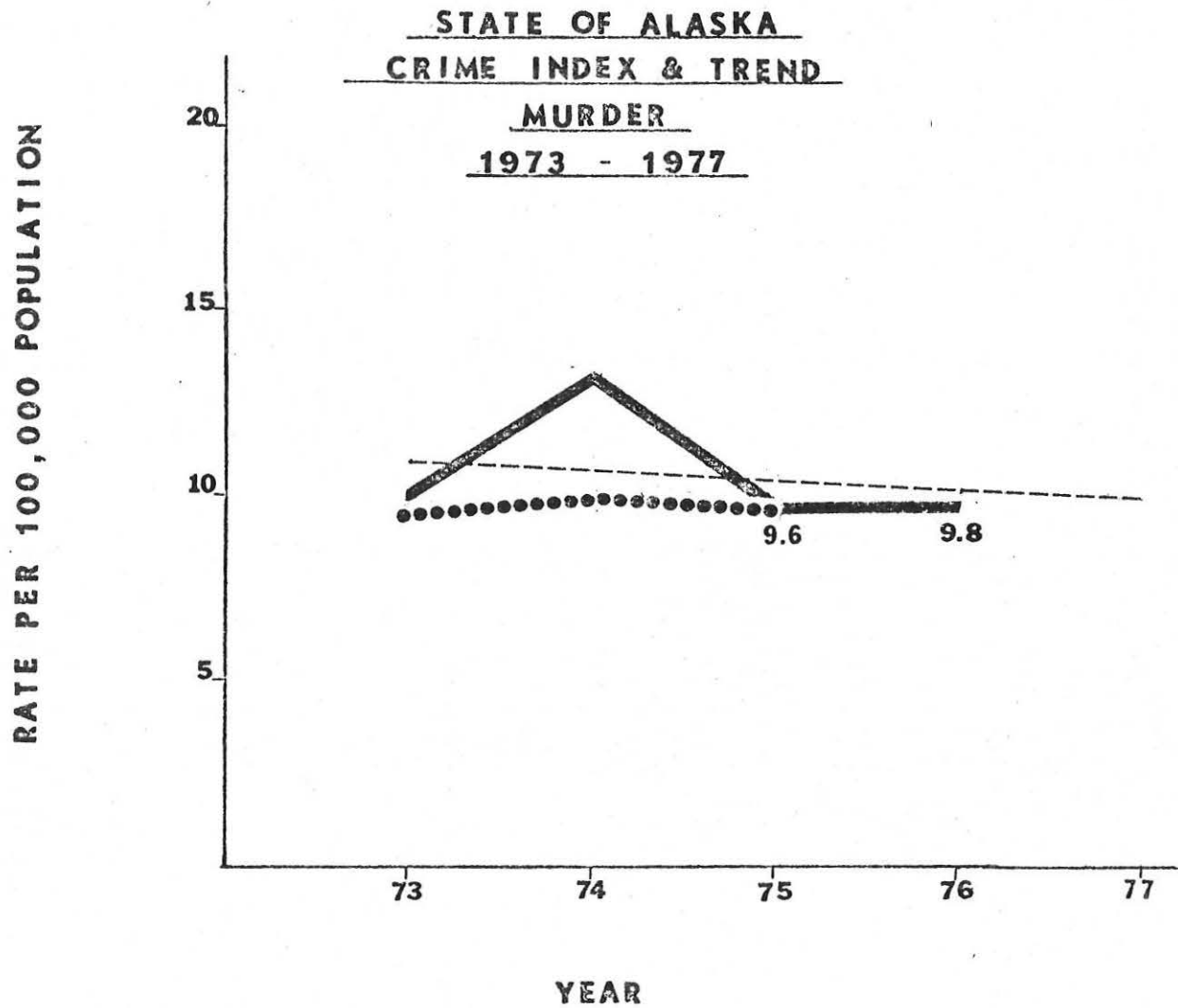
Table 31

	Reported Offenses			Percent Change
	1974	1975	1976	1975-1976
Statewide	46	39	41	+5%
Anchorage	13	11	15	+36%
Fairbanks	3	2	2	+0%
Juneau	1	0	0	+0%
Ketchikan	1	1	1	+0%
Rest of State	28	25	23	-8%

Trend: In 1976 there were 9.8 murders for every 100,000 Alaskans. This is an increase of 1 percent over the 9.7 rate for 1975. Figure 46 indicates a 10.0 rate for 1977 which is an increasing trend of 2 percent.

Nature of Murder: Using additional information provided through Uniform Crime Reports, an analysis of the nature of murder can be made.

Figure 46



**LEGEND:**

●●●●● U.S.

■ ■ ■ ■ ■ ALASKA

..... TREND ANALYSIS



82 percent of the 1976 murder victims were male. 68 percent of the victims were white, 3 percent were black. 13 percent native and 16 percent were other races. The largest number of murders occurring in any ten year age bracket was the 40 to 49 age group with 31 percent.

ANALYSIS OF MURDER BY AGE, RACE AND SEX OF VICTIM - 1976

Table 32

AGE	NUMBER	PERCENT DISTRIBU- TION	SEX		RACE			
			MALE	FEMALE	WHITE	BLACK	NATIVE	OTHER
5 AND BELOW	3	8 %	3		2			1
6 - 17	3	8	3		1			2
18 - 29	10	26	8	2	8	1		1
30 - 39	6	16	4	2	5		1	
40 - 49	12	31	9	3	8		2	2
50 - 59	3	8	3		2		1	
60 - 69								
70 AND ABOVE	1	3	1				1	
TOTAL	38	100 %	31 82 %	7 18 %	26 68 %	1 3 %	5 13 %	6 16 %

In 1976 firearms were used in 62 percent of the murders and knives in 18 percent. The firearms category includes handguns (44%), rifles (13%), and shotguns (5%). When compared with the 1975 data, there is a change noted in the use of weapons. Firearms accounted for 79 percent and knives for 8 percent.

MURDER BY TYPE OF WEAPON - 1976

Table 33

Weapon	Number of Offenses	Percent Distribution
Handgun	17	44%
Knife	7	18
Rifle	5	13
Shotgun	2	5
Personal Weapons	1	3
Bombs	1	3
Concrete Block	1	3
Newspaper	1	3
Arson	1	3
Unknown	2	5
TOTAL	38	100%

Murder is believed to be a problem which is beyond the control of law enforcement agencies. Most occur on the spur of the moment, often during a heated quarrel.

During 1976 63 percent of the murders occurred during family quarrels or other arguments.

Table 34

MURDER BY TYPE OF CIRCUMSTANCE - 1976		
Type of Circumstances	Number of Offenses	Percent Distribution
Spouse Kills Spouse	5 ✓	13%
Parent Kills Child	4 ✓	11
Child Kills Parent	4 ✓	11
Other Family Killings	2 ✓	5
Romantic Triangles & Lovers Quarrels	3	8
Other Arguments	6	15
In Act of Committing Felony	2	5
Trespassing	1	3
Arson	1	3
Shot in Bar	2	5
Vehicle Bombed	1	3
Shot in Taxi or Car	2	5
Unknown Circumstances	5	13
TOTAL	38	100%

During 1976 55 percent of the assailants were known to victims, 24 percent were strangers and in 21 percent it is unknown who the assailants were. This is much different than 1973 when 82 percent of the assailants were known to the victims.

ANALYSIS OF MURDER BY AGE, RACE AND SEX OF OFFENDER - 1976


Table 35

AGE	NUMBER	PERCENT DISTRIBUTION	SEX		RACE			
			MALE	FEMALE	WHITE	BLACK	NATIVE	OTHER
5 AND BELOW								
6 - 17	3	8%	3		2			1
18 - 29	10	26	9	1	6	1	2	1
30 - 39	6	16	5	1	4		2	
40 - 49	6	16	6		3			3
50 - 59	3	8	2	1	2		1	
60 - 69	2	5	2		1	1		
UNKNOWN	8	21						
TOTAL	38	100%	27	3	18	2	5	5

Clearance Rate: During 1976 63 percent of the actual reported murders were cleared by arrest.

Persons Arrested: Of those persons arrested for murder, 11 percent were female and 89 percent were male. 11 percent were under the age of 18, 28 percent between the ages of 18 and 24 and 61 percent were 25 or older. 53 percent of the persons arrested for murder were white, 6 percent black, 33 percent native and 8 percent all other races.

Figure 4C presents the 1976 arrests by month.



## FORCIBLE RAPE

Definition: Forcible rape is defined as the carnal knowledge of a female forcibly and against her will. Actual rapes, assaults to rape and attempts to rape are included. Statutory rape is not included.

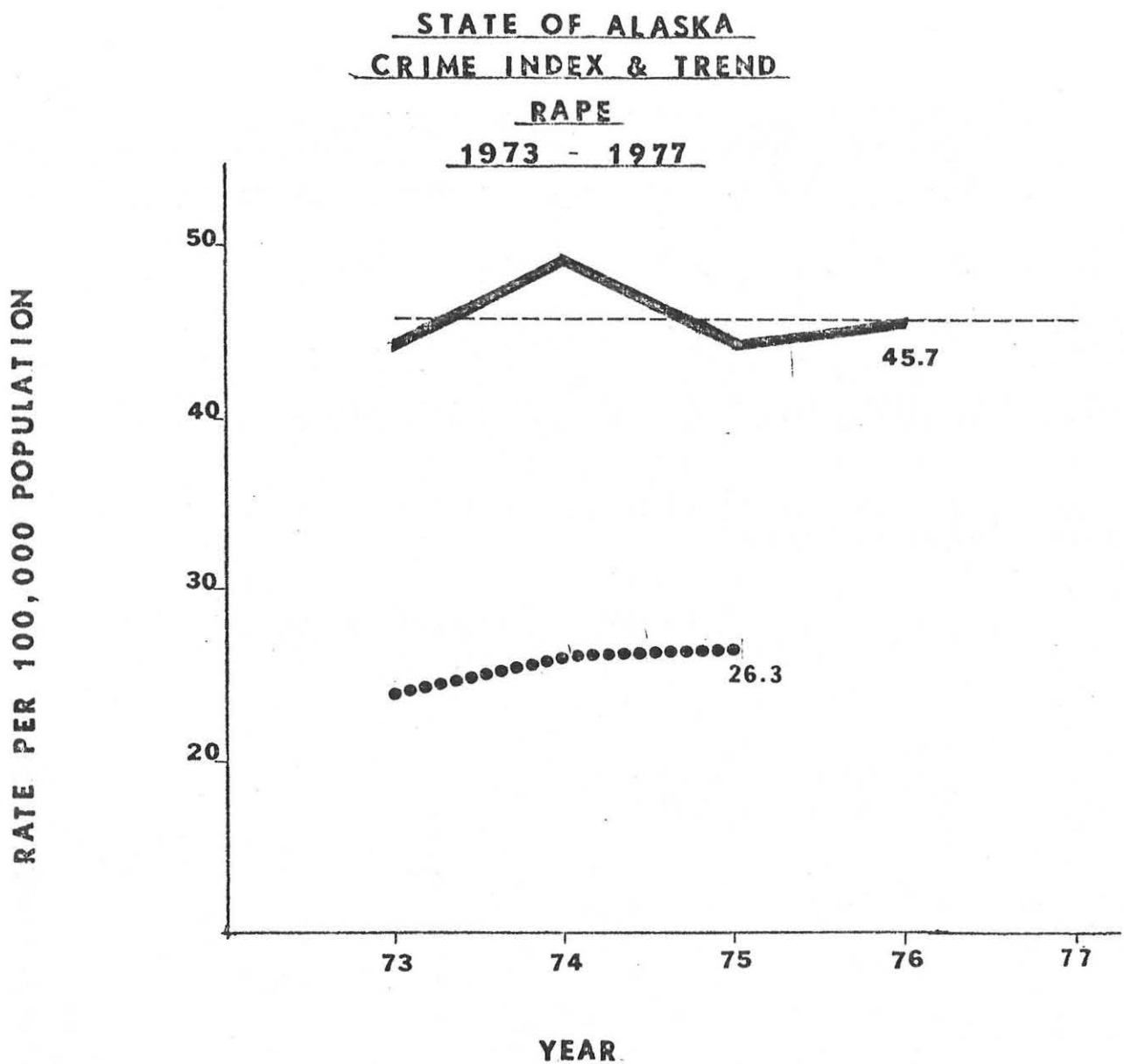
Volume: In 1976 there were 192 forcible rapes reported in Alaska. This represents an increase of 15 over the 177 forcible rapes for 1975. It comprises 9.7 percent of total violent crime and less than 1 percent of the total Crime Index offenses. Table 36 shows that the numbers of reported forcible rapes increased 8 percent over 1975. Fairbanks shows an increase of 33% which is 4 times the statewide increase. The rural areas showed an increase of 42% or 5 times the statewide increase.

Table 36

	Reported Offenses			Percent Change
	1974	1975	1976	1975-1976
Statewide	166	177	192	+8%
Anchorage	72	87	73	-16%
Fairbanks	14	12	16	+33%
Juneau	4	5	5	0%
Ketchikan	8	6	3	-50%
Rest of State	68	67	95	+42%

Trend: In 1976 45.7 persons out of each 100,000 in Alaska were reported rape victims. This is a 3.4 percent increase over the 44.2 rate for 1975. Figure 5 indicates a 45.0 rate for 1977 which is a decreasing trend of 1 percent.

Nature of Forcible Rape: In 1976 73 percent of all forcible rapes were actual rapes by force. The remainder were attempts or assaults to commit forcible rape. This offense is recognized as probably one of the most under-reported crimes due primarily to the victim's fear or embarrassment. Also 17 percent of the forcible rapes reported to law enforcement agencies were determined to be unfounded. This is more than 4 times the 4 percent unfounded rate for all Part I offenses.



LEGEND:

•••••••• U.S.

———— ALASKA

----- TREND ANALYSIS



Table 37

	STATE		ANCHORAGE		FAIRBANKS		JUNEAU		KETCHIKAN		REST/STATE	
	Reported Offenses	%	Reported Offenses	%	Reported Offenses	%	Reported Offenses	%	Reported Offenses	%	Reported Offenses	%
Actual Rape	140	73%	53	73%	14	88%	4	80%	1	33%	68	72%
Attempted Rape	52	27%	20	27%	2	12%	1	20%	2	67%	27	28%
TOTAL	192	100%	73	100%	16	100%	5	100%	3	100%	95	100%

Figure 6 graphically presents the distribution of actual and attempted rapes by force.

ANALYSIS OF RAPE BY TYPE - 1976


Figure 6



Clearance Rate: In 1976 36 percent of the actual reported rapes were cleared by arrest.

Persons arrested: Of the persons arrested for rape, 8 percent were under the age of 18, 43 percent were between the ages of 18 and 24, and 49 percent were 25 and over. 47 percent of the persons arrested were white, 6 percent black, 25 percent native and 22 percent all other races.

Figure 7 presents the 1976 arrests by month.



## ROBBERY

Definition: Robbery is defined as taking or attempting to take anything of value from the care, custody, or control of a person by force, threat of force, violence, or by putting the victim in fear. It is a vicious type of theft that takes place in the presence of the victim. The victim is directly confronted and threatened with force or the fear that force will be used.

Volume: In 1976 there were 486 robberies reported in Alaska. This represents an increase of 19 over the 467 robberies for 1975. It comprises 24.5 percent of the total violent crimes and 2.1 percent of the total Crime Index offenses.

Table 38 shows that the number of reported robberies increased 4 percent over 1975. Fairbanks showed an increase of 55% which is 14 times the statewide increase.

Table 38

	Reported Offenses			Percent Change
	1974	1975	1976	1975-1976
Statewide	298	467	486	+4%
Anchorage	179	294	277	-6%
Fairbanks	47	62	96	+55%
Juneau	3	9	3	-67%
Ketchikan	8	9	8	-11%
Rest of State	61	93	102	+10%

Trend: In 1976 there were 115.7 robberies for every 100,000 Alaskans. This represents a 1 percent decrease from 116.7 rate for 1975. Figure 8 indicates a 141.0 rate for 1977 which is an increasing trend of 22 percent.

Nature of Robbery: 49 percent of the robberies occurred within businesses and 25 percent occurred in streets or alleys. This statewide distribution varies considerably from city to city. In Anchorage only 8 percent occurred in streets or alleys and 87 percent within businesses. In Fairbanks 51 percent occurred in streets or alleys and 42 percent within businesses.

Figure 8

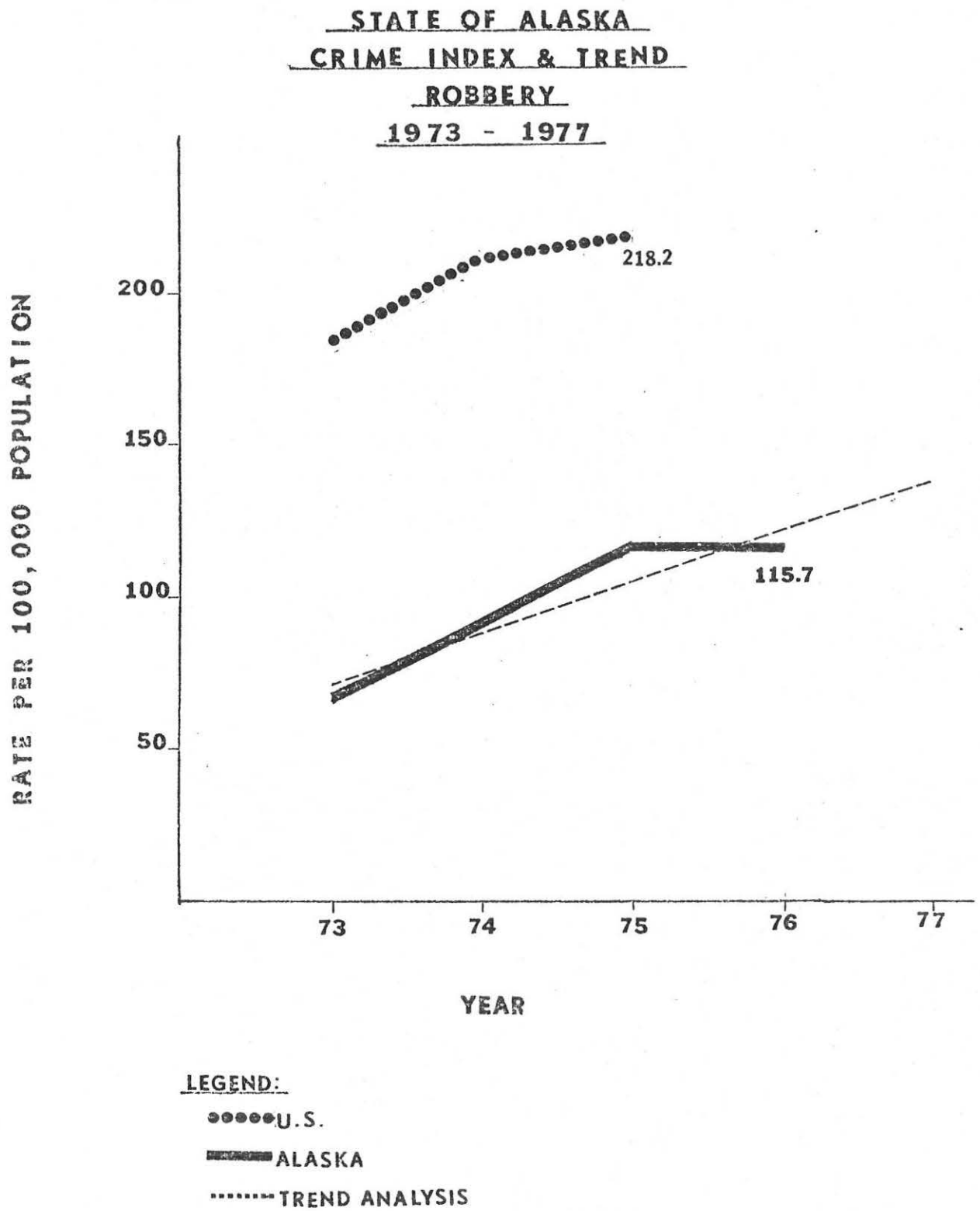


Table 39

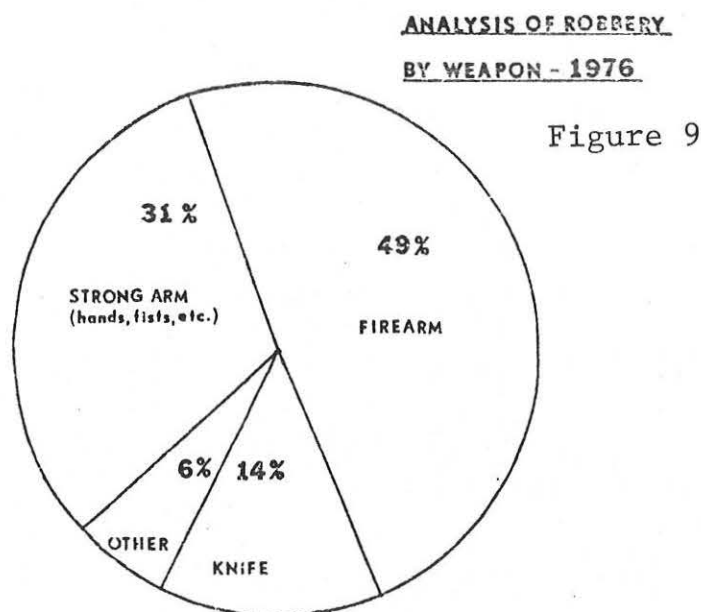
Location	STATE		ANCHORAGE		FAIRBANKS		JUNEAU		KETCHIKAN		REST/STATE	
	Offense	%	Offense	%	Offense	%	Offense	%	Offense	%	Offense	%
Highway (alleys streets)	118	25%	22	8%	48	51%	2	100%	6	75%	40	40%
Commercial House	135	29%	72	27%	30	32%	0	0%	1	13%	32	32%
Gas/Service Station	44	9%	21	8%	4	4%	0	0%	0	0%	19	18%
Chain Store	42	9%	39	15%	3	3%	0	0%	0	0%	0	0%
Residence	20	4%	10	4%	2	2%	0	0%	0	0%	8	8%
Bank	8	2%	4	1%	3	3%	0	0%	1	12%	0	0%
Miscellaneous	104	22%	98	37%	4	5%	0	0%	0	0%	2	2%
TOTAL	471	100%	266	100%	94	100%	2	100%	8	100%	101	100%

The average loss per incident was \$644 for total losses of \$303,464. The greatest average loss per incident is from banks (\$7,543) and the lowest is from gas or service stations (\$192).

Table 40

	STATE		ANCHORAGE		FAIRBANKS		JUNEAU		KETCHIKAN		REST OF STATE	
Location	Loss	Loss Per Offense	Loss	Loss Per Offense	Loss	Loss Per Offense	Loss	Loss Per Offense	Loss	Loss Per Offense	Loss	Loss Per Offense
Highway (streets & alleys)	\$ 61786	\$ 524	\$ 2477	\$ 113	\$ 11377	\$ 237	\$ Not Reported	\$ 975	\$ 163	\$ 46,957	\$ 1174	
Commercial Other Bus.	107,919	799	83721	1163	12791	426	Not Reported	350	350	11,045	345	
Gas or Service Station	8,440	192	3814	182	915	229	Not Reported	0	0	3,711	195	
Chain Store	12,798	305	11552	296	1246	415	Not Reported	0	0	0	0	
Residence	25,771	1289	8855	886	0	0	Not Reported	0	0	16,916	2115	
Bank	60,344	7543	28679	7170	31665	10555	Not Reported	0	0	0	0	
Miscellaneous	26,415	254	19105	195	7260	1815	Not Reported	0	0	50	25	
TOTAL	\$303,464	\$644	\$158,203	\$595	\$65,254	\$694	Not Reported	\$1325	\$166	\$ 78,682	779	

Figure 9 presents an analysis of the weapons used on the commission of robberies. The majority of the offenses involved firearms and strong-arm tactics.



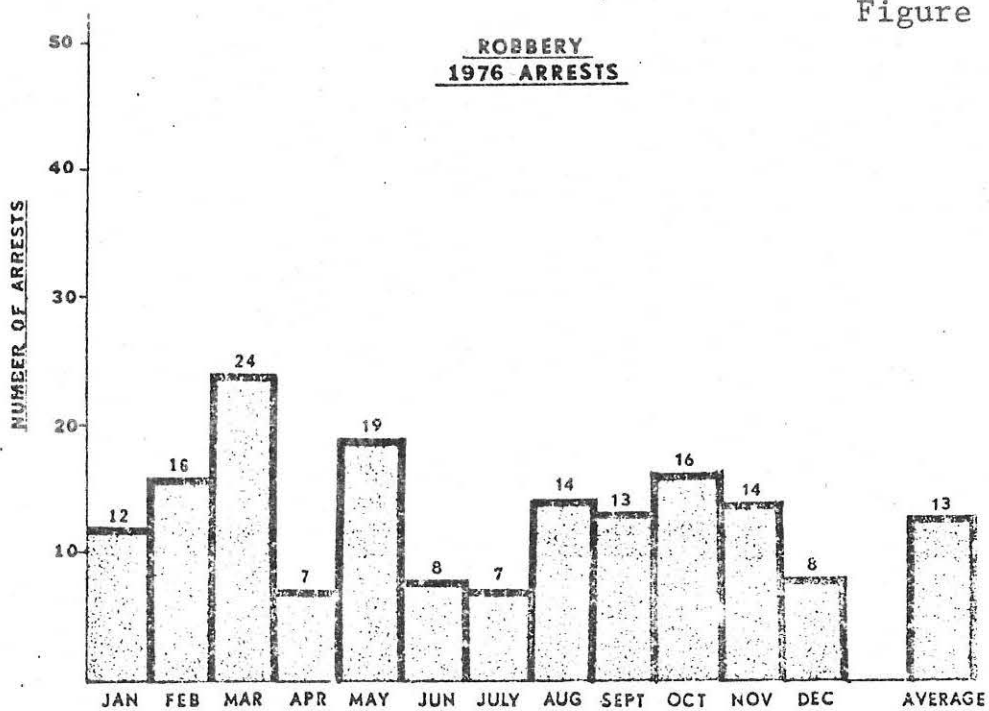
Clearance Rate: In 1976 24 percent of the actual reported robberies were cleared by an arrest.

Persons Arrested: Of the persons arrested for robbery, 5 percent were female and 95 percent were male. 27 percent were under the age of 18, 58 percent between the ages of 18 and 24 and 15 percent were 25 and over. 67 percent of the persons arrested were white, 14 percent black, 15 percent native and 4 percent all other races.

Figure 10 presents the 1976 arrests by month.



Figure 10



## AGGRAVATED ASSAULT

Definition: Aggravated assault is defined as an unlawful attack by one person upon another for the purpose of inflicting severe bodily injury. It is usually accompanied by the use of a weapon or other means likely to produce death or great bodily harm. Attempts are included since serious personal injury would probably result if the crime was successfully completed. Simple assaults are not included.

Volume: In 1976 there were 1264 aggravated assaults reported in Alaska. This represents an increase of 88 over the 1176 aggravated assaults for 1975. The number of aggravated assaults in 1976 were 64 percent of the total violent crimes and 5.4 percent of the total Crime Index offenses.

Table 41 shows that the number of aggravated assaults increased 7 percent over 1975. Fairbanks showed an increase of 30% which is over 4 times the statewide increase. Juneau also showed a considerable increase but it appears to be caused by a change in reporting procedures.

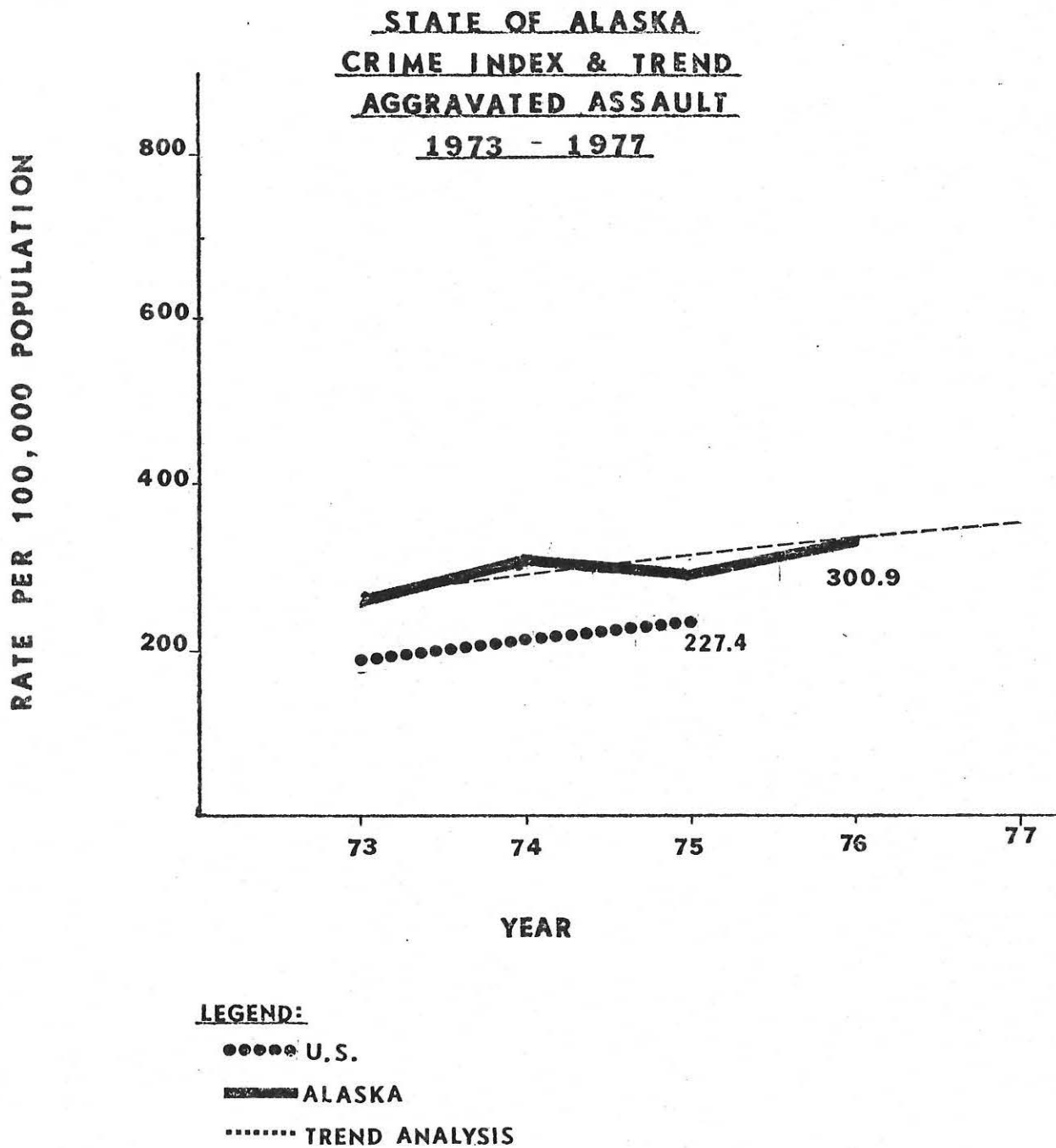
Table 41

	Reported Offenses			Percent Change
	1974	1975	1976	1975-1976
Statewide	1017	1176	1264	+7%
Anchorage	346	342	326	-5%
Fairbanks	98	115	149	+30%
Juneau	16	26	112	+331%
Ketchikan	69	55	52	-5%
Rest of the State	488	638	625	-2%

Trend: For each 100,000 persons in Alaska during 1976 there were 300.9 aggravated assaults. This is an increase of 2 percent over the 294.0 rate for 1975.

Figure 11 indicates a 316 rate for 1977 which is an increasing trend of 5 percent.

Figure 11



Nature of Aggravated Assaults: Most aggravated assaults occur within the family unit or among neighbors and acquaintances. The victim-offender relationship and the nature of the attack show similarities to the crime of murder. In 1976 34 percent of the offenses were committed with a firearm, 21 percent involved a knife or other cutting instrument, and 26 percent involved hands, fists, feet. In Fairbanks and Anchorage, firearms and knives were used in the majority of the aggravated assaults. Assaults involving hands, fists and feet were more common in Juneau and Ketchikan.

Table 42

WEAPON	STATE		ANCHORAGE		FAIRBANKS		JUNEAU		KETCHIKAN		REST OF STATE	
	Reported Offenses	Percent	Reported Offenses	Percent	Reported Offenses	Percent	Reported Offenses	Percent	Reported Offenses	Percent	Reported Offenses	Percent
Firearms	430	34%	106	33%	38	26%	5	4%	10	19%	271	43%
Knives or other Cutting Inst.	268	21%	105	32%	37	25%	12	11%	11	21%	103	16%
Blunt or other dangerous weapons	240	19%	86	26%	23	15%	8	7%	7	14%	116	19%
Hands, Fists or Feet	326	26%	29	9%	51	34%	87	78%	24	45%	135	22%
TOTAL	1,264	100%	326	100%	149	100%	112	100%	52	100%	625	100%

Figure 12 presents the statewide distribution of the weapons used in aggravated assaults.


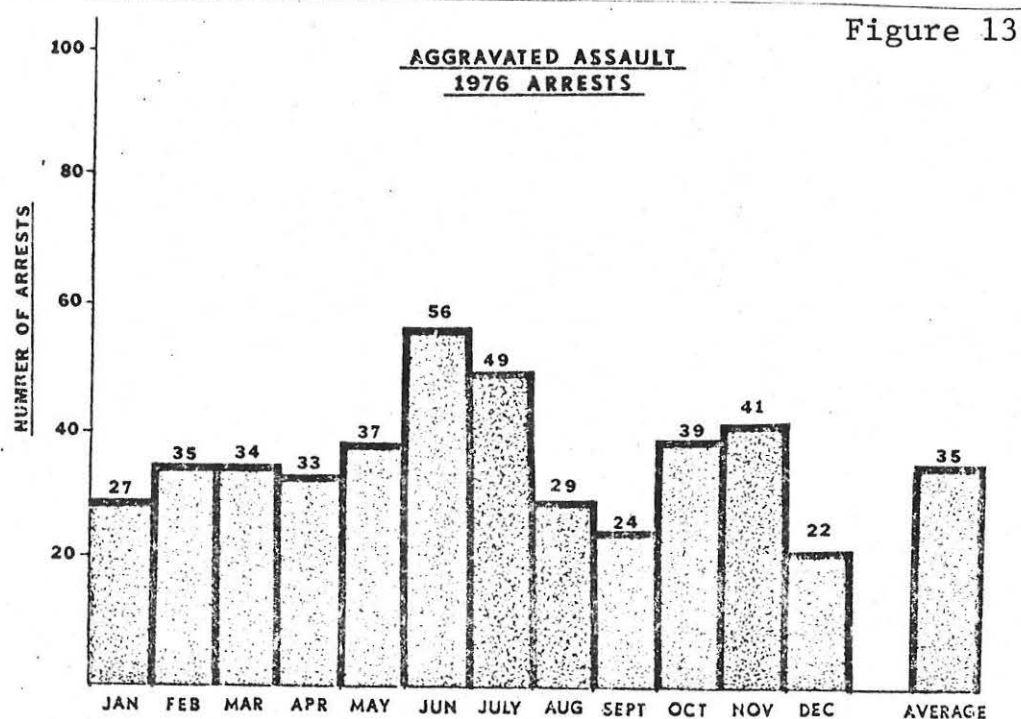


Figure 12

Clearance Rate: In 1976 58 percent of the actual reported aggravated assaults were cleared by an arrest.

Persons Arrested: Of the persons arrested for aggravated assault, 10 percent were female and 90 percent were male. 14 percent were under the age of 18, 31 percent were between the ages of 18 and 24, and 55 percent were 25 and over. 59 percent of the persons arrested were white, 9 percent black, 23 percent native and 9 percent all other races.

Figure 13 presents the 1976 arrests by month.



## BURGLARY

Definition: Burglary is defined as the unlawful entry of a structure to commit a felony or theft. This includes entry involving force of any kind, entry using no force, and attempted entry involving force of any kind.

Volume: In 1976 4538 burglaries were reported in Alaska. This represents an increase of 272 over the 4266 burglaries for 1975. It comprises 21 percent of the total property crimes and 19.4 percent of the total Crime Index offenses.

Table 43 shows that the number of burglaries increased by 6 percent over 1975.

Table 43

	Reported Offenses			Percent Change
	1974	1975	1976	1975-1976
Statewide	3932	4266	4538	+6%
Anchorage	1493	1681	1653	-2%
Fairbanks	280	351	421	+20%
Juneau	120	182	187	+3%
Ketchikan	156	167	155	-7%
Rest of State	1883	1885	2122	+13%

Trend: In 1976 there were 1080.5 burglaries per 100,000 Alaskans. This represents an increase of 1.3 percent over the 1066.5 rate for 1975. Figure 14 indicates a 1,031 rate for 1977 which is a decreasing trend of 5 percent.

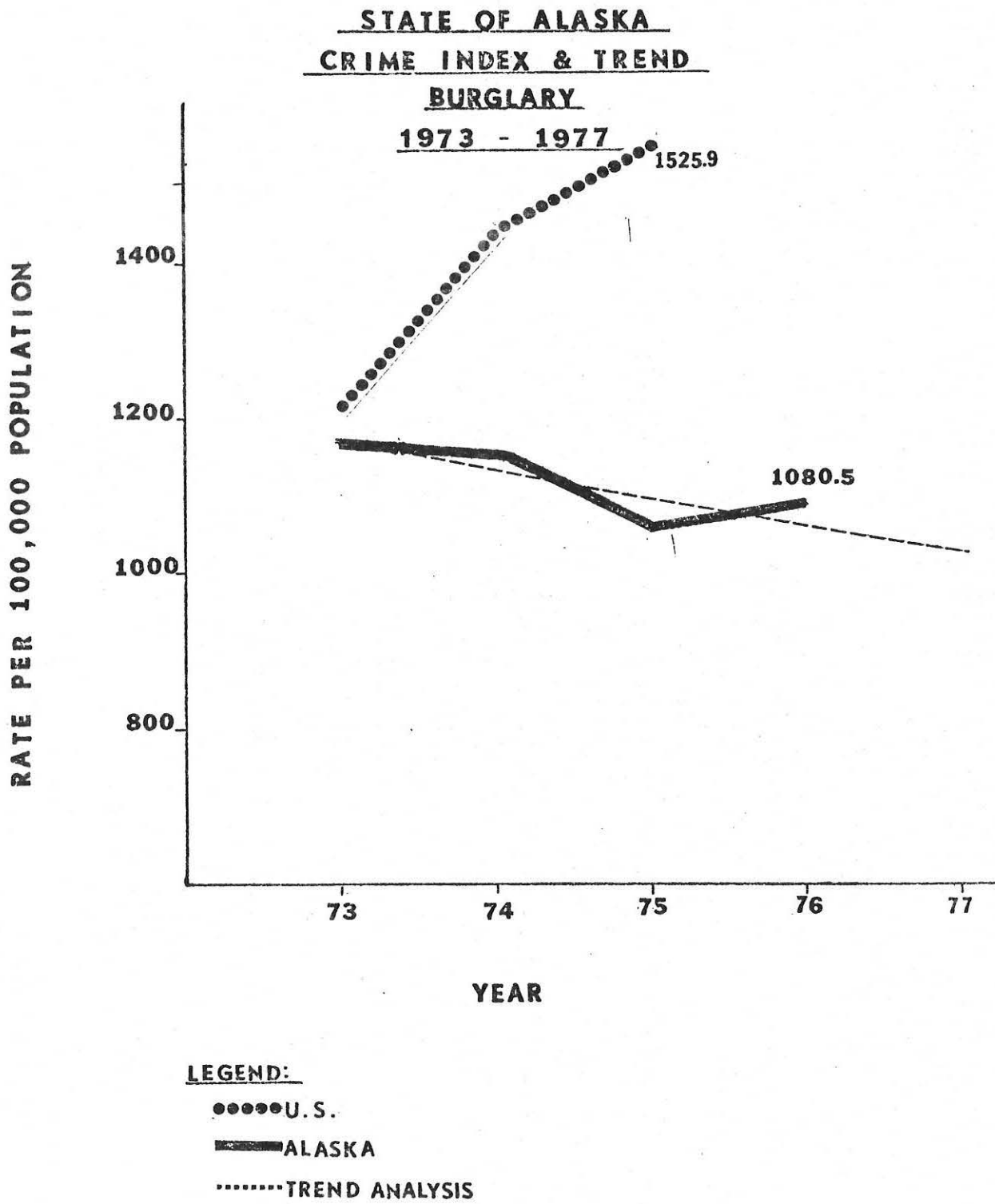
Nature of Burglary: Burglary is generally accepted as a crime of stealth and opportunity. In 1976 60 percent of the burglaries involved entry using force, 33 percent involved entry using no force and 7 percent were forcible entry attempts. This distribution is consistent throughout the State.

Table 44

Type of Entry	STATE		ANCHORAGE		FAIRBANKS		JUNEAU		KETCHIKAN		REST OF STATE	
	Offenses	Percent	Offenses	Percent	Offenses	Percent	Offenses	Percent	Offenses	Percent	Offenses	Percent
Forcible Entry	2,713	60%	1,017	62%	247	59%	73	39%	77	50%	1,299	61%
Unlawful Entry	1,525	33%	532	32%	138	33%	82	44%	49	31%	725	34%
Attempted Forcible Entry	300	7%	104	6%	36	8%	32	17%	30	19%	98	5%
TOTAL	4,538	100%	1,653	100%	421	100%	187	100%	155	100%	2,122	100%



Figure 14



Residential burglaries accounted for 57 percent of the total incidents and non-residential for 43 percent. Night-time burglary represents 34 percent, day-time 22 percent, and 44 percent occurred at an unknown time. This distribution also remains fairly consistent throughout the State.

BURGLARY Location/Time

Table 45

Location/Time	STATE		ANCHORAGE		FAIRBANKS		JUNEAU		KETCHIKAN		REST OF STATE	
	Offenses	%	Offenses	%	Offenses	%	Offenses	%	Offenses	%	Offenses	%
<u>Residence</u>												
Day	827	19%	370	24%	71	17%	31	20%	28	19%	327	16%
Night	603	14%	301	19%	83	20%	8	5%	24	16%	187	9%
Unknown	1,044	24%	225	14%	50	12%	26	17%	10	7%	733	35%
Total Residence	2,474	57%	896	57%	204	49%	65	42%	62	42%	1,247	61%
<u>Non-Residence</u>												
Day	154	3%	63	4%	31	7%	10	7%	5	3%	45	2%
Night	856	20%	379	24%	130	31%	46	30%	51	34%	250	12%
Unknown	850	20%	222	15%	56	13%	32	21%	32	21%	508	25%
Total Non-residence	1,860	43%	664	43%	217	51%	88	58%	88	58%	803	39%
TOTAL	4,334	100%	1,560	100%	421	100%	153	100%	150	100%	2,050	100%

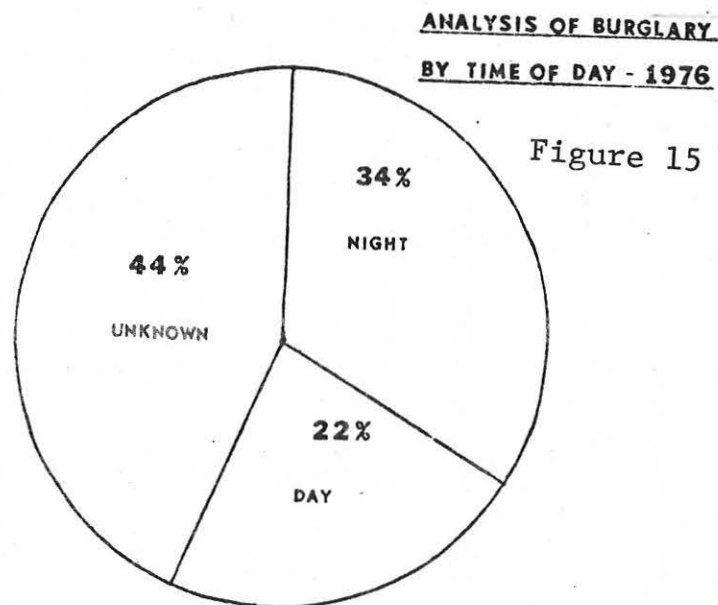
The average loss per burglary was \$559 and the total losses amounted to \$2,549,951. The greatest average loss occurs in residences at unknown times, the lowest loss occurs in non-residences during the day.

# BURGLARY

Table 46

Location/Time	STATE LOSS		ANCHORAGE		FAIRBANKS		JUNEAU		KETCHIKAN		REST OF STATE	
	Loss	Per Offense	Loss	Per Offense	Loss	Per Offense	Loss	Per Offense	Loss	Per Offense	Loss	Per Offense
<u>Residence</u>												
Day	\$419,354	\$507	\$205,524	\$555	\$36,702	\$517	\$6,855	\$221	\$5,371	\$192	\$164,902	\$504
Night	376,742	625	175,641	584	37,464	451	1,538	192	4,013	167	158,036	845
Unknown	707,766	678	141,354	628	80,901	1,618	7,942	305	4,590	459	472,979	645
Total Residence	1,503,862	608	522,519	583	155,067	760	16,335	251	13,974	225	795,967	638
<u>Non-Residence</u>												
Day	59,939	389	23,110	367	10,669	344	578	58	58	12	25,524	567
Night	549,909	642	168,178	444	172,331	1,326	12,824	279	19,252	377	177,324	709
Unknown	436,241	513	93,989	423	51,913	927	24,526	766	30	1	265,783	523
Total Non-Residence	1,046,089	562	285,277	430	234,913	1,083	37,928	431	19,340	220	468,631	554
TOTAL BURGLARIES	\$2,549,951	\$588	\$807,796	\$518	\$389,980	\$926	\$54,263	\$355	\$33,314	222	\$1,264,598	\$617

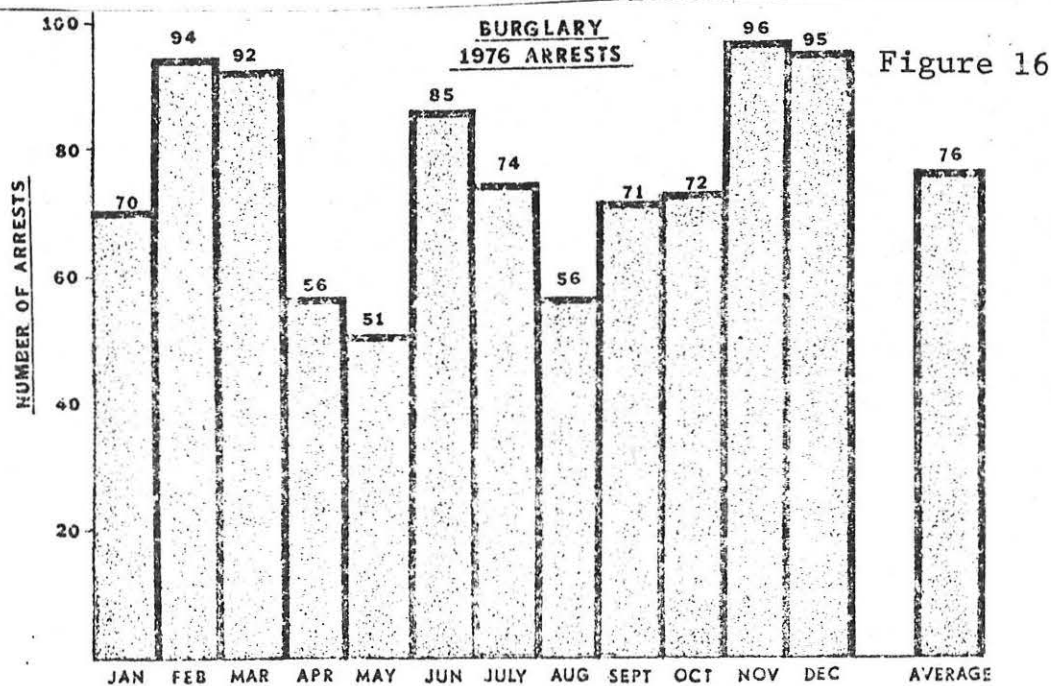
Figure 15 presents the statewide distribution.



Clearance Rate: During 1976, 16 percent of the actual reported burglaries were cleared by an arrest.

Persons Arrested: Of the persons arrested for burglary, 5 percent were female and 95 percent were male. 64 percent were under the age of 18, 24 percent were between the ages of 18 and 25, and 12 percent were 25 and over. 66 percent of the persons arrested were white, 4 percent black, 21 percent native and 9 percent all other races.

Figure 16 presents the 1976 arrests by month.



## LARCENY-THEFT

**Definition:** Larceny-theft is defined as the unlawful taking of property without the use of force, violence, or fraud. It includes crimes such as shoplifting, pocket-picking, purse-snatching, theft of motor vehicle parts, and bicycle theft.

**Volume:** In 1976 there were 13,817 larcenies reported. This represents an increase of 1638 over the 12,179 larcenies for 1975. The number of larcenies in 1976 is 65 percent of the total property crimes and 59 percent of the total Crime Index offenses.

Table 47

	Reported Offenses			Percent Change
	1974	1975	1976	1975-1976
Statewide	10,016	12,179	13,817	+13%
Anchorage	4,287	5,167	6,483	+25%
Fairbanks	1,248	1,859	1,958	+5%
Juneau	368	575	489	-15%
Ketchikan	619	596	537	-10%
Rest of State	3,494	3,982	4,350	+9%

**Trend:** In 1976 there were 3289.8 larcenies for every 100,000 Alaskans. This is an increase of 8.1 percent over the 3044.7 rate for 1975. Figure 17 indicates a 3,379 rate for 1977 which is an increasing trend of 3 percent.

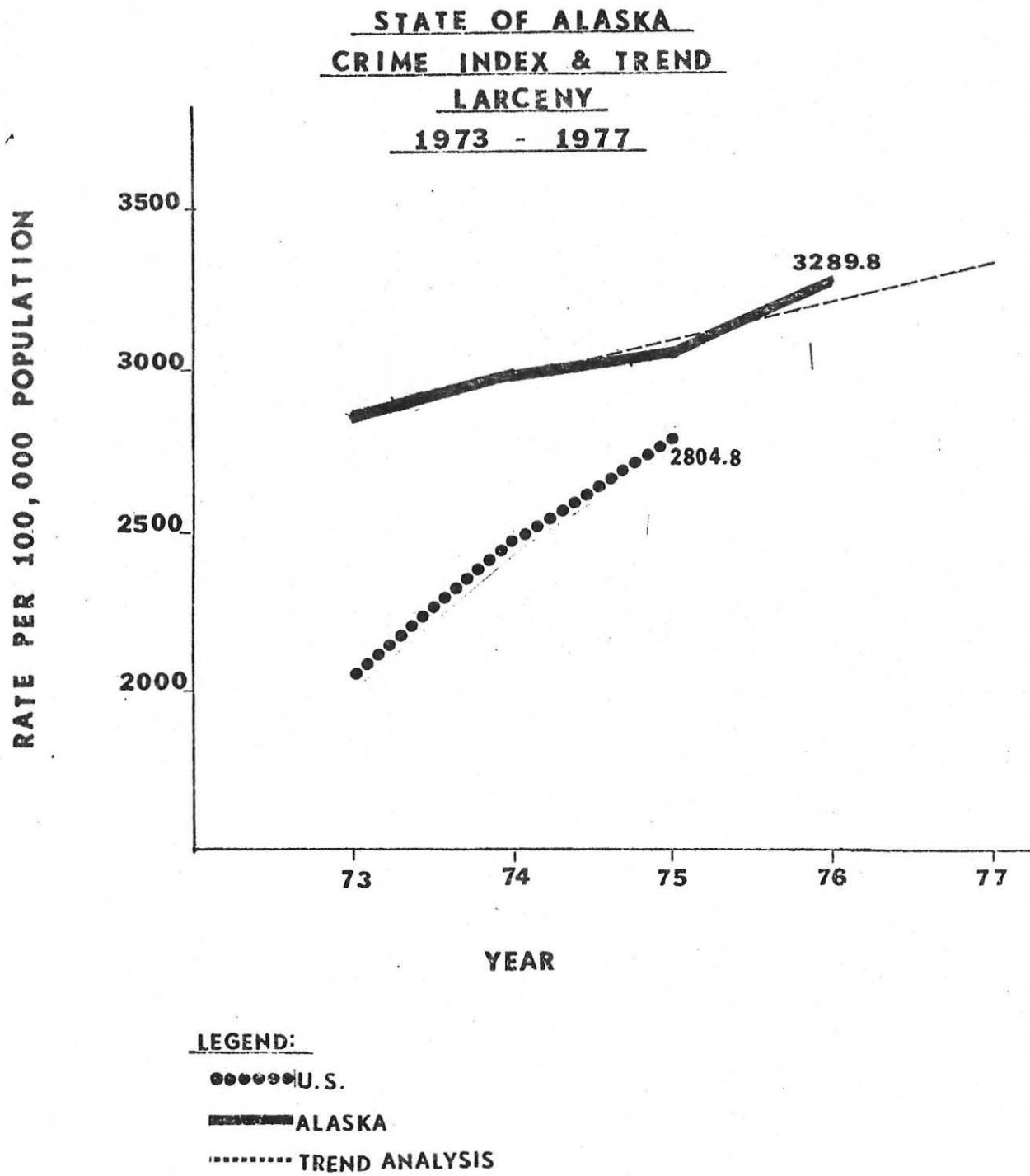
**Nature of Larceny-Theft:** During 1976 the majority of larcenies occurred as thefts from Motor Vehicles (30%), thefts from buildings (25%) and shoplifting (15%).

Table 48

Classification	STATE		ANCHORAGE		FAIRBANKS		JUNEAU		KETCHIKAN		REST OF STATE	
	Offenses	%	Offenses	%	Offenses	%	Offenses	%	Offenses	%	Offenses	%
Pocket-Picking	93	1%	62	1%	0	0%	3	*	7	1%	21	*
Purse-Snatching	60	*	35	1%	10	1%	1	*	0	0%	14	*
Shoplifting	1,985	15%	1,165	19%	476	25%	47	11%	104	20%	192	5%
From Motor Vehicles	3,911	30%	1,783	29%	489	25%	129	30%	111	21%	1,399	34%
Bicycles	1,572	12%	865	14%	163	8%	43	10%	77	15%	424	10%
From Buildings	3,369	25%	1,757	28%	471	24%	150	34%	114	22%	877	21%
From Coin Machines	43	*	19	*	7	*	4	*	4	1%	9	*
All Others	2,260	17%	508	8%	328	17%	65	15%	103	20%	1,256	30%
TOTAL	13,293	100%	6,195	100%	1,944	100%	442	100%	520	100%	4,192	100%

\* = Less than 1%

Figure 17



The average value of property stolen in larcenies was \$276. The total dollar loss was \$3,662,863. Larceny from a building had the greatest loss per incident with \$361 and coin-operated machines had the lowest with \$37.

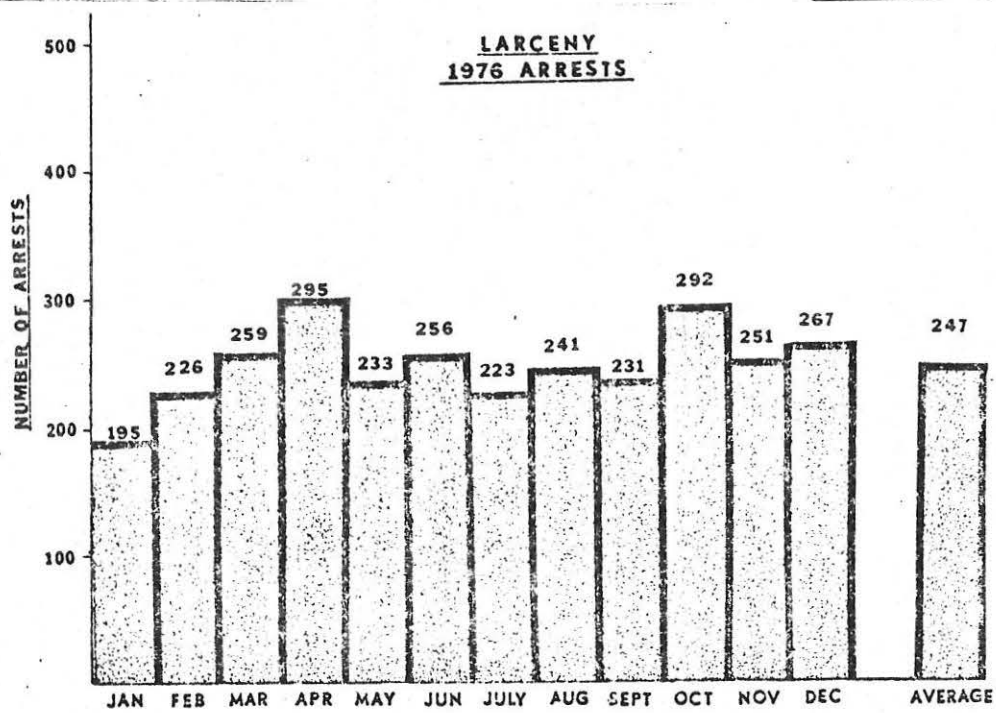
Table 49

Classification	STATE		ANCHORAGE		FAIRBANKS		JUNEAU		KEITHKAN		REST OF STATE	
	Loss	Loss Per Offense	Loss	Loss Per Offense	Loss	Loss Per Offense	Loss	Loss Per Offense	Loss	Loss Per Offense	Loss	Loss Per Offense
Pocket-Picking	\$23,852	\$256	\$14,919	\$241	0	0	\$282	\$94	\$1,974	\$282	\$6,677	\$318
Purse Snatching	12,346	206	5,622	161	\$1,021	\$102	25	25	0	0	5,678	406
Shoplifting	75,562	38	48,935	42	12,805	27	4,511	96	632	6	8,679	45
From Motor Vehicles	769,848	277	350,783	245	157,923	366	16,107	148	5,967	111	239,068	31
Motor Vehicle Parts and Accessories	199,690	176	48,394	139	31,730	547	2,171	109	3,286	58	114,109	176
Bicycles	91,782	58	17,320	20	21,166	130	3,767	88	6,023	78	43,506	103
From Buildings	1,214,600	361	415,063	236	284,178	603	34,969	433	21,921	192	458,469	523
From Coin-Operated machines	1,591	37	419	22	293	42	580	145	94	24	205	23
All Others	1,273,592	564	175,211	345	152,136	464	35,322	543	45,415	441	865,508	689
<b>TOTAL</b>	<b>\$3,662,863</b>	<b>\$276</b>	<b>\$1,076,666</b>	<b>\$174</b>	<b>\$661,252</b>	<b>\$340</b>	<b>\$97,734</b>	<b>\$221</b>	<b>\$85,312</b>	<b>\$164</b>	<b>\$1,741,899</b>	<b>\$416</b>

Clearance Rate: In 1976 20 percent of all reported larcenies were cleared by an arrest. The nature of larceny, a crime of opportunity, sneak thievery, and petty unobserved thefts makes it difficult to solve. A lack of witnesses and the sheer volume of these crimes work in the offender's favor.

Persons Arrested: Of the persons arrested for larceny-theft, 31 percent were female and 69 percent were male. 54 percent were under the age of 18, 24 percent were between the ages of 18 and 24, and 22 percent were 25 and over. 71 percent of the persons arrested were white, 9 percent were black, 18 percent native and 2 percent all other races.

Figure 18 presents the 1976 arrests by month.





## MOTOR VEHICLE THEFT

Definition: Motor Vehicle Theft is defined as the theft or attempted theft of a motor vehicle.

Volume: In 1976 there were 3,047 motor vehicle thefts reported in Alaska. This represents a decrease of 304 from the 3351 for 1975. It comprises 14.2 percent of the property crimes and 13 percent of the total Crime Index offenses. Table 50 shows that the number of motor vehicle thefts decreased by nine percent from 1975.

	Reported Offenses			Percent Change
	1974	1975	1976	1975-1976
Statewide	2,183	3,351	3,047	-9%
Anchorage	923	1,365	1,174	-14%
Fairbanks	358	835	579	-31%
Juneau	78	111	96	-14%
Ketchikan	109	95	116	+22%
Rest of State	715	945	1,082	+14%

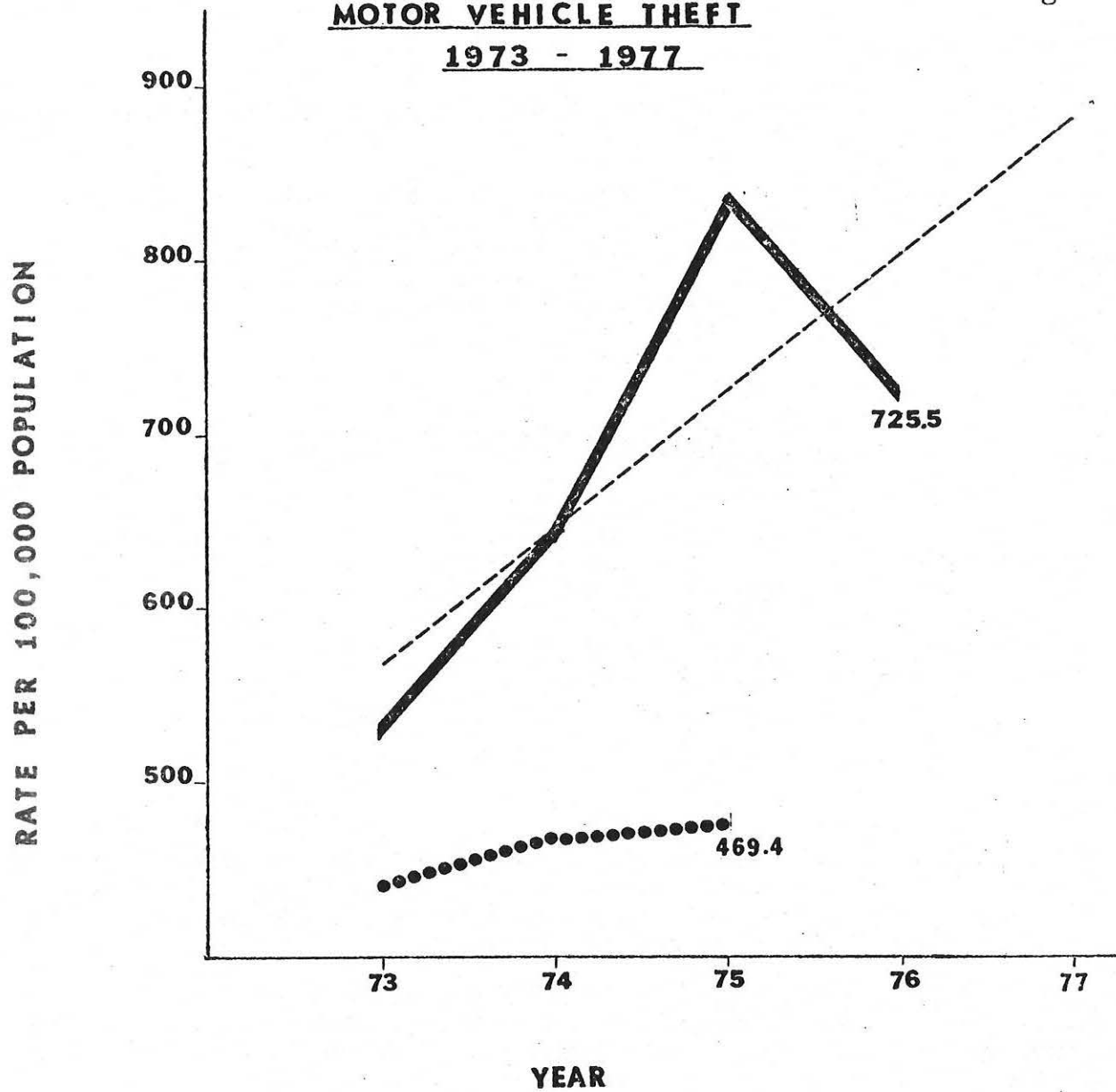
Trend: In 1976 725.5 persons out of each 100,000 in Alaska were motor vehicle theft victims. This is a 13 percent decrease from the 837.7 rate for 1975. Figure 19 indicates an 881 rate for 1977 which is an increasing trend of 21 percent.

Nature of Motor Vehicle Theft: In 1976 53 percent of the motor vehicles stolen were automobiles, 28 percent trucks and buses, and 19 percent other vehicles. The total value of the property stolen was \$5,885,872 with an average of \$2,088 per vehicle.

	STATE		ANCHORAGE		FAIRBANKS		JUNEAU		KETCHIKAN		REST OF STATE	
	Offenses	%	Offenses	%	Offenses	%	Offenses	%	Offenses	%	Offenses	%
Automobiles	1,509	53%	694	62%	277	51%	57	95%	88	81%	393	39%
Trucks/Buses	777	28%	253	23%	158	29%	0	0	12	11%	354	36%
Other Vehicles	533	19%	167	15%	105	20%	3	5%	9	8%	249	25%
TOTAL	2,819	100%	1,114	100%	540	100%	60	100%	109	100%	996	100%

STATE OF ALASKA  
CRIME INDEX & TREND  
MOTOR VEHICLE THEFT  
1973 - 1977

Figure 19



LEGEND:

••••• U.S.

———— ALASKA

----- TREND ANALYSIS

Figure 20 presents an analysis of the types of motor vehicles stolen.

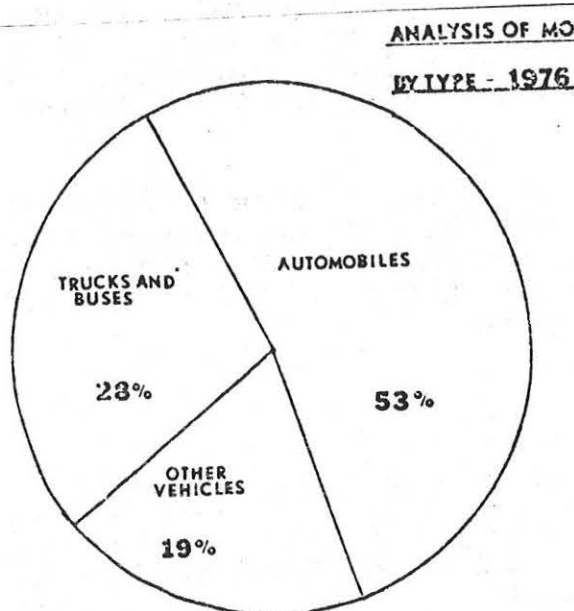


Figure 20

Clearance Rate: In 1976 12 percent of the motor vehicle thefts were cleared by an arrest.

Persons Arrested: Of the persons arrested for Motor Vehicle Theft, 8 percent were female and 92 percent were male. 56 percent were under the age of 18, 33 percent between the ages of 18 and 24 and 11 percent were 25 or older. 67 percent of the persons arrested were white, 3 percent black, 24 percent native and 6 percent all other races.

Figure 21 presents the 1976 arrests by month.

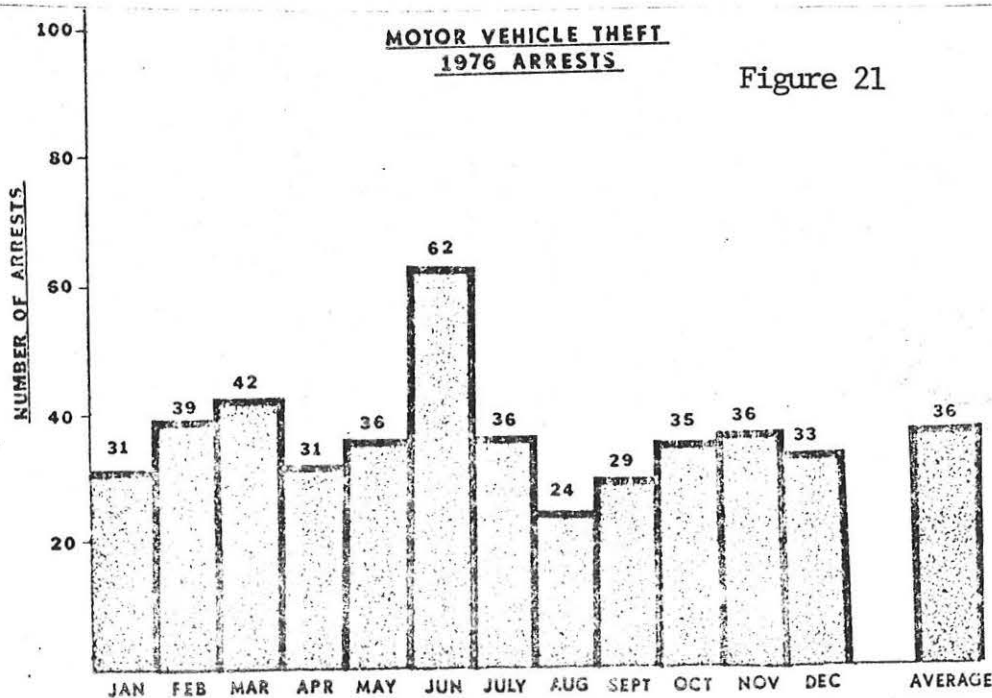


Figure 21

Property Stolen and Recovered: Table 52 presents the value of property stolen and recovered during 1976. Stolen Motor Vehicles accounted for 47 percent of the total value stolen. This category was followed by Miscellaneous (22%); currency, notes, etc. (9%) Jewelry and Precious Metals (8%), and T.V., Radios, Cameras, etc. (6%).

The distribution for the value of property recovered shows the stolen motor vehicles had the greatest rate of recovery with 71%. This was followed by livestock (33%) and consumable goods (25%). Overall, approximately \$5 million or 41% of the \$12 million in goods stolen was recovered.

VALUE OF STOLEN AND RECOVERED PROPERTY

Table 52

TYPE OF PROPERTY	1975				1976			
	STOLEN	PERCENT STOLEN	RECOVERED	PERCENT RECOVERED	STOLEN	PERCENT STOLEN	RECOVERED	PERCENT RECOVERED
Currency/Notes, etc.	\$903,834	8%	\$123,657	14%	\$1,072,353	9%	\$ 89,971	8%
Jewelry/Precious Metals	859,216	7%	53,511	6%	931,443	8%	120,455	13%
Clothing/Furs	239,670	2%	27,115	11%	5 5,130	3%	47,205	14%
Stolen Motor Vehicles	5,488,089	48%	4,428,288	81%	5,691,002	47%	4,198,724	71%
Office Equipment	71,662	1%	3,524	5%	51,327	*	6,234	12%
TV, Radios, Cameras etc.	533,862	5%	54,263	10%	792,642	6%	76,697	10%
Firearms	204,653	2%	29,596	14%	269,431	2%	41,995	16%
Household Goods	155,739	1%	40,472	26%	213,660	2%	9,769	5%
Consumable Goods	68,568	1%	8,878	13%	70,806	1%	17,404	25%
Livestock	3,157	*	1,200	38%	4,440	*	1,450	33%
Miscellaneous	2,937,457	25%	1,123,394	38%	2,771,134	22%	506,380	13%
TOTALS	\$11,465,907	100%	\$5,893,898	51%	\$12,403,368	100%	\$5,116,285	41%

\* Less than 1%

## PART II CRIMES

During 1976 the Alaska State Troopers and Juneau Police Department collected data about reported Part II crimes. The State Troopers jurisdiction covers a wide cross-section of the state's population and therefore is indicative of the relationship between Part I and Part II crimes.

Table 53 presents an analysis of the Part I and Part II crimes reported to the State Troopers during 1974-1976. It shows that Part I crimes accounted for 54 percent and Part II crimes for 46 percent. This indicates a shift from the 1975 distribution of 47 percent for Part I and 53 percent for Part II crimes.

By examining the distribution of the Part II crimes, it is found that the largest categories are Driving While Intoxicated (11%), Other Offenses (9%), Vandalism (8%), Other Assaults (5%), Narcotic Drug Violations (3%), Embezzlement and Fraud (2%), and Possession of Weapons (2%). The remainder represent one percent or less.

Those Part II crimes which showed a decrease in their contribution are Other Offenses (-5%), Narcotic Drug Violations (-2%), Forgery and Counterfeiting (-1%), and Driving While Intoxicated (-1%). Vandalism (+1%) showed the only increase. All other Part II offenses stayed at the same rate of contribution.

ALASKA STATE TROOPERS  
REPORTED PART I & PART II OFFENSES  
1974-1976

Table 53

OFFENSE	1974		1975		1976	
	OFFENSES	PERCENT	OFFENSES	PERCENT	OFFENSES	PERCENT
Total Part I Offenses	5,396	48%	6,266	47%	7,087	54%
Part II Offenses						
Negligent Homicide	58	1	99	1	97	1
Other Assaults	540	5	658	5	686	5
Forgery & Counterfeiting	68	1	82	1	63	*
Embezzlement & Fraud	215	2	242	2	249	2
Stolen Property	49	*	50	*	49	*
Weapons	277	2	226	2	245	2
Prostitution & Vice	5	*	33	*	11	*
Sex Offenses	172	2	145	1	125	1
OFF. A/Family	62	1	67	*	43	*
Narcotic Drug	612	5	618	5	344	3
Liquor Laws	145	1	172	1	149	1
Drunkenness	108	1	11	*		
Disorderly Conduct	146	1	126	1	144	1
Vagrancy	1	*	1	*		
Gambling	9	*	20	*	2	*
Driving While Intoxicated	1,250	11	1,563	12	1,403	11
Vandalism	0	0	961	7	1,191	8
Arson	0	0	72	1	69	1
Other Offenses	2,075	19	1,883	14	1,184	9
Total Part II Offenses	5,792	52%	7,029	53%	5,968	46%
Total Part I & Part II Offenses	11,188	100%	13,295	100%	13,055	100%

\* Less than 1%

Table 54 presents an analysis of the crime distribution in the jurisdiction of the Juneau Police Department. Part I crimes accounted for 33 percent and Part II crimes for 67 percent of the reported offenses.

During 1976 those crime categories which accounted for the largest percentages were Disorderly Conduct (17%), Vandalism (11%), Liquor Laws (10%), Other Offenses (10%), Driving While Intoxicated (6%), Narcotic Drug Violations (4%), Drunkenness (3%), and Other Assaults (2%).

Those crimes which showed an increase in their contribution to crime in Juneau were Liquor Laws (+3%), Vandalism (+3%), Offenses Against the Family (+1%), and Driving While Intoxicated (+1%). Those crimes which showed a decrease were Drunkenness (-9%), Disorderly Conduct (-8%) and Other Assaults (-1%). All other Part II crimes stayed at the same rate of contribution.

JUNEAU POLICE DEPARTMENT  
REPORTED PART I & PART II OFFENSES  
1975-1976

Table 54

OFFENSE	1975		1976	
	Offense	Percent	Offenses	Percent
Total Part I Offenses	908	22%	892	33%
Total Part II Offenses				
Negligent Homicide	0		0	
Other Assaults	144	3	60	2
Forgery & Counterfeiting	26	1	13	*
Embezzlement & Fraud	45	1	17	1
Stolen Property	11	*	9	*
Weapons	15	*	14	1
Prostitution & Vice	5	*	6	*
Sex Offenses	9	*	12	*
Off. A/Family	15	*	22	1
Narcotic Drug	181	4	107	4
Liquor Laws	275	7	277	10
Drunkenness	509	12	82	3
Disorderly Conduct	1,018	25	450	17
Vagrancy			1	*
Gambling	1	*		
Driving while Intoxicated	206	5	161	6
Vandalism	349	8	303	11
Arson	2	*	6	*
Other Offenses	412	10	257	10
Total Part II Offenses	3,223	78	1,797	67
Total Part I & Part II Offenses	4,131	100%	2,689	100%

\* = Less than 1%

## Apprehension

During 1976 a total of 17,803 arrests were made by the law enforcement agencies of Alaska. The following table shows which offenses accounted for the largest number of arrests statewide.<sup>10</sup>

### STATE OF ALASKA RANKING BY NUMBER OF ARRESTS 1976

CRIME	ARRESTS	PERCENT OF TOTAL ARRESTS
Driving Under the Influence	2,980	17%
Larceny-Theft	2,969	17
All other Offenses	2,470	14
Disorderly Conduct	1,453	8
Liquor Laws	1,224	7
Other Assaults	1,053	6
Drug Abuse	920	5
Burglary	912	5
Vandalism	495	3

Tables 65 thru 68 present the distributions for each of the major cities in Alaska. The ordering of the crimes varies from city to city.

Of the 17,803 arrests made during 1976, 3,417 (19%) involved females and 14,386 (81%) males. The following tables present the distribution of arrests for each sex.

### STATE OF ALASKA RANKING OF FEMALE ARRESTS 1976

CRIME	ARRESTS	PERCENT OF FEMALE ARRESTS
Larceny-Theft	922	27%
Other Offenses	386	11
Driving Under Influence	326	10
Liquor Laws	308	9
Prostitution	278	8
Disorderly Conduct	237	7
Runaways	219	6



STATE OF ALASKA  
RANKING OF MALE ARRESTS  
1976

Table 57

CRIME	ARRESTS	PERCENT OF MALE ARRESTS
Driving under Influence	2,654	18%
Other Offense	2,084	14
Larceny-Theft	2,047	14
Disorderly Conduct	1,216	8
Other Assaults	949	7
Liquor Laws	916	6
Burglary	865	6
Narcotic Drug Violations	773	5

Tables 58 thru 60 present the distribution of arrests by major age groups. The "Under 18" age group accounted for 5368 (30%) of the arrests, the "18-24" age group for 5444 (31%) and the "25 & Over" age group for 6991 (39%).

STATE OF ALASKA  
RANKING OF "UNDER 18" ARRESTS  
1976

Table 58

CRIME	ARRESTS	PERCENT OF "UNDER 18" ARRESTS
Larceny-Theft	1,586	30%
Liquor Laws	632	12
Burglary	588	11
Other Offenses	372	7
Narcotic Drug Violations	360	7
Curfew & Loitering	338	6
Runaways	328	6
Vandalism	309	6

STATE OF ALASKA  
RANKING OF "18 TO 24" ARRESTS  
1976

Table 59

CRIME	ARRESTS	PERCENT OF "18 TO 24" ARRESTS
Other Offenses	981	18%
Driving under Influence	727	13
Larceny-Theft	724	13
Disorderly Conduct	603	11
Narcotic Drug Violations	374	7
Other Assaults	350	6
Liquor Laws	344	6

STATE OF ALASKA  
RANKING OF "25 & OVER" ARRESTS  
1976

Table 60

CRIME	ARRESTS	PERCENT OF "25 & OVER" ARRESTS
Driving Under Influence	2,201	31%
Other Offenses	1,117	16
Disorderly Conduct	774	11
Larceny-Theft	659	9
Other Assaults	563	8

Tables 61 thru 64 present analyses of the persons arrested by race. Overall, whites accounted for 12,000 (68%) of the arrests, blacks for 1,124 (6%) natives for 3,918 (22%) and other races for 761 (4%).

STATE OF ALASKA  
RANKING OF ARRESTS BY RACE  
WHITE-1976

Table 61

CRIME	ARRESTS	PERCENT OF WHITE ARRESTS
Driving Under Influence	2392	20%
Larceny-Theft	2109	18
All other Offenses	1662	14
Disorderly Conduct	794	7
Drug Abuse	708	6

STATE OF ALASKA  
RANKING OF ARRESTS BY RACE  
BLACK-1976

60

Table 62

CRIME	ARRESTS	PERCENT "BLACK" ARRESTS
Larceny	256	23%
All other Offenses	165	15
Prostitution	114	10
Driving under Influence	94	8
Disorderly conduct	82	7
Other Assaults	78	7
Drug Abuse	73	6

STATE OF ALASKA  
RANKING OF ARRESTS BY RACE  
NATIVE-1976

Table 63

CRIME	ARRESTS	PERCENT OF "NATIVE" ARRESTS
Liquor laws	554	14%
Disorderly Conduct	544	14
All other Offenses	533	14
Larceny	530	14
Driving under Influence	431	11

STATE OF ALASKA  
RANKING OF ARRESTS BY RACE  
OTHER - 1976

Table 64

CRIME	ARRESTS	PERCENT OF "OTHER" ARRESTS
All other Offenses	110	14%
Burglary	83	11
Other Assaults	80	11
Larceny	74	10
Driving under Influence	63	8

Tables 69 thru 75 present detailed breakdowns of the arrests made in Alaska during 1976.

<u>TABLE</u>	<u>JURISDICTION</u>	<u>BREAKDOWN</u>
69	State of Alaska	Offense and Sex
70	State of Alaska	Offense and Age
71	State of Alaska	Offense and Race
72	Anchorage Police Dept.	Offense and Age
73	Fairbanks Police Dept.	Offense and Age
74	Juneau Police Dept.	Offense and Age
75	Ketchikan Police Dept.	Offense and Age

ANCHORAGE P.D.  
1976 ARRESTS

Table 65		
CRIME	ARRESTS	% OF TOTAL ARRESTS
Larceny-Theft	1505	28%
Driving under Influence	870	16
Disorderly Conduct	632	12
Other Assaults	339	6
Narcotic Drug Violation	306	6
Other Offenses	300	6
Liquor Laws	245	5
Prostitution	236	4

FAIRBANKS P.D.  
1976 ARRESTS

Table 66		
CRIME	ARRESTS	% OF TOTAL ARRESTS
Larceny-Theft	593	22%
Other Offenses	452	17
Driving under Influence	278	11
Disorderly Conduct	251	10
Liquor Laws	229	9
Narcotic Drug Violation	144	5
Other Assaults	114	4
Weapons	95	4
Burglary	79	3

JUNEAU P.D.  
1976 ARRESTS

Table 67		
CRIME	ARRESTS	% OF TOTAL ARRESTS
Liquor Laws	262	26%
Driving under Influence	143	14
Other Offenses	114	11
Larceny-Theft	78	8
Narcotic Drug Violation	69	7
Disorderly Conduct	59	6
Burglary	57	6
Aggravated Assault	45	5
Curfew & Loitering	52	5

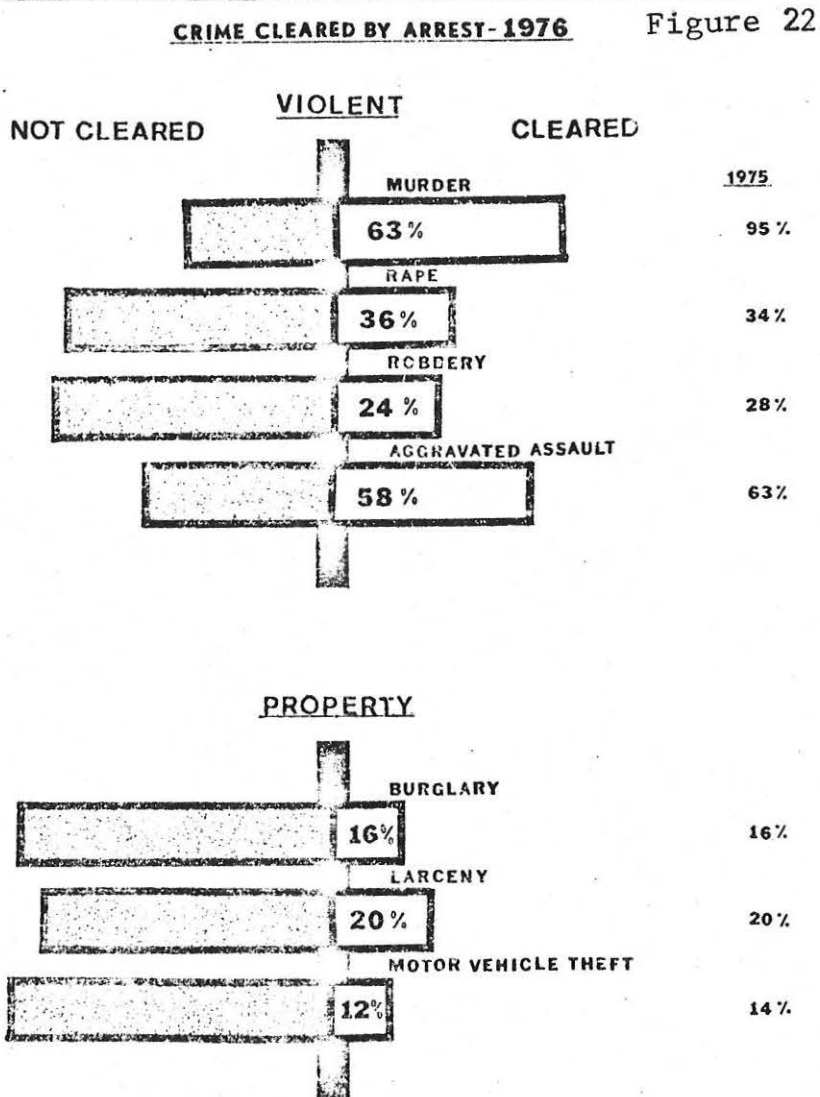
KETCHIKAN P.D.  
1976 ARRESTS

Table 68		
CRIME	ARRESTS	% OF TOTAL ARRESTS
Disorderly Conduct	255	18%
Liquor Laws	199	14
Curfew & Loitering	174	12
Other Offenses	170	12
Larceny-Theft	145	10
Other Assaults	140	10
Driving Under Influence	113	8

## Clearance Rates Part I Offenses

During 1976 21 percent of the actual Part I offenses were cleared by arrest. This figure is more meaningful when analyzed by the violent and property crime classifications. The violent crimes had a clearance rate of 48 percent and property crimes had an 18 percent rate. Police are able to clear a higher percent of violent crimes because the offender is usually known to the victim or there are witnesses and they receive more intensive investigative efforts.

Figure 22 graphically presents the 1976 clearance rates for each of the Part I crimes. Also noted on the figure are the corresponding clearance rates for 1975.



A detailed breakdown of the clearance rate for each of the Part I offenses is presented in Table 76. The offenses with the highest clearance rates were the violent crimes of Murder (63%), Aggravated Assault (58%), Rape (36%), and Robbery (24%). The clearance rates for the property crimes of Larceny-Theft (20%), Burglary (16%), and Motor Vehicle Theft (12%) were all below the overall rate of 21%.

STATE OF ALASKA  
CLEARANCE RATES

Part I Offenses  
1976

Table 76

	Actual Offenses	Offenses Cleared	Percent Cleared
Murder--non-negligent manslaughter	38	24	63%
Forcible Rape	159	58	36
Rape by force	112	38	34
Attempts to commit forcible Rape	47	20	43
Robbery	471	111	24
Firearm	233	61	26
Knife or cutting instrument	67	20	30
Other dangerous weapon	27	5	19
Strong-arm (hands, fist, feet, etc)	144	25	17
Aggravated Assault	1211	708	58
Firearm	407	250	61
Knife or cutting instrument	257	136	53
Other dangerous weapon	231	117	51
Hands, fist, feet, etc.	316	205	65
Aggravated Injury			
Burglary	4334	699	16
Forcible Entry	2615	435	17
Unlawful entry-no force	1440	240	17
Attempted forcible entry	279	24	9
Larceny-Theft	13293	2635	20
Motor Vehicle Theft	2819	347	12
Autos	1509	172	11
Trucks and buses	777	119	15
Other vehicles	533	56	10
TOTAL PART I	22,325	4,582	21%

As shown in Table 77, the clearance rate varies from city to city. The overall rate goes from 18 percent for Anchorage P.D. to 29 percent for Juneau P.D. For violent crimes, the rate varies from 27 percent for Anchorage P.D. to 74 percent for Ketchikan P.D. The range for property crimes is not so wide, with 17 percent for Anchorage P.D. and 25 percent for Juneau P.D.

## CLEARANCE RATES

### Part I Offenses 1976

Table 77

CRIME	STATEWIDE	ANCHORAGE	FAIRBANKS	JUNEAU	KETCHIKAN
<u>Violent Crime</u>					
Criminal Homicide	63%	33%	0%	N/A	100%
Forcible Rape	36	11	31	67%	100
Robbery	24	19	27	50	50
Aggravated Assault	58	37	44	51	76
TOTAL VIOLENT CRIME	48%	27%	37%	51%	74%
<u>Property Crime</u>					
Burglary	16%	10%	13%	32%	12%
Larceny-Theft	20	21	26	20	24
Motor Vehicle Theft	12	5	4	48	16
TOTAL PROPERTY CRIME	18%	17%	20%	25%	21%
TOTAL PART I CRIME	21%	18%	21%	29%	25%



Clearance Rates  
Part II Offenses

During 1976 the Alaska State Troopers compiled the data necessary to compute the clearance rates for Part II offenses. As their jurisdiction covers a wide and representative sample of the state's population, this data should be indicative of the rates for the entire state.

Table 78 shows that the clearance rate for Part II offenses was 59%. Those offenses with the highest rates were Driving While Intoxicated (99%), Negligent Homicide (95%), Liquor Laws (90%), Disorderly Conduct (89%), and Narcotic Drug Violations (89%). Those offenses with the lowest rates were Arson (10%), Vandalism (17%), Sex Offenses (35%), and Offenses Against the Family (44%). Overall, the 59% clearance rate for Part II offenses was much higher than the 21% for Part I offenses.

ALASKA STATE TROOPERS  
CLEARANCE RATES  
1975-1976

Table 78

OFFENSE	1975			1976		
	ACTUAL OFFENSES	OFFENSES CLEARED	PERCENT CLEARED	ACTUAL OFFENSES	OFFENSES CLEARED	PERCENT CLEARED
NEGLIGENT HOMICIDE	45	42	93%	40	38	95%
OTHER ASSAULTS	622	465	74	655	386	59
FORGERY & COUNTERFEITING	74	42	56	61	38	62
EMBEZZLEMENT & FRAUD	220	134	60	226	104	46
STOLEN PROPERTY	49	40	81	45	31	69
WEAPONS	216	156	72	238	157	66
PROSTITUTION & VICE	33	33	100	11	9	82
SEX OFFENSES	140	57	40	119	42	35
OFFENSES AGAINST FAMILY	61	45	73	41	18	44
NARCOTIC DRUG VIOLATIONS	603	521	86	336	299	89
LIQUOR LAWS	169	156	92	147	133	90
DRUNKENNESS	11	9	82			
DISORDERLY CONDUCT	126	115	91	144	128	89
VAGRANCY	1	1	100			
GAMBLING	17	9	52	6	3	50
DRIVING WHILE INTOXICATED	1561	1548	99	1400	1395	99
VANDALISM	949	202	21	1083	179	17
ARSON	69	22	31	67	7	10
OTHER OFFENSES	1843	1397	75	1146	453	40
TOTAL PART II OFFENSES	6809	4994	73%	5765	3420	59%

# RETURN A - MONTHLY RETURN OF OFFENSES KNOWN TO THE POLICE

66

FORWARD BY 7TH DAY AFTER  
CLOSE OF MONTH TO:

## ALASKA STATE TROOPERS - 1976

1 CLASSIFICATION OF OFFENSES	DATA ENTRY	2 OFFENSES REPORTED OR KNOWN TO POLICE (INCLUDE "UNFOUNDED" AND ATTEMPTS)	3 UNFOUNDED, I.E., FALSE OR BASELESS COMPLAINTS	4 NUMBER OF ACTUAL OFFENSES (COLUMN 2 MINUS COLUMN 3) (INCLUDE ATTEMPTS)	5 TOTAL OFFENSES CLEARED BY ARREST OR EXCEPTIONAL MEANS (INCLUDES COL. 6)	6 NUMBER OF CLEARANCES INVOLVING ONLY PERSONS UNDER 18 YEARS OF AGE
<b>1. CRIMINAL HOMICIDE</b>						
a. MURDER AND NONNEGLIGENT MANSLAUGHTER (score offenses as aggravated assaults)	11	23	3	20	18	3
b. MANSLAUGHTER BY NEGLIGENCE	12	97	57	40	38	7
<b>2. FORCIBLE RAPE</b> TOTAL	20	88	16	72	38	3
a. RAPE BY FORCE	21	63	12	51	24	2
b. ATTEMPTS TO COMMIT FORCIBLE RAPE	22	25	4	21	14	1
<b>3. ROBBERY</b> TOTAL	28	97	1	96	28	4
a. FIREARM	31	60	1	59	22	4
b. KNIFE OR CUTTING INSTRUMENT	32	18		18	4	
c. OTHER DANGEROUS WEAPON	33	2		2		
d. STRONG-ARM (HANDS, FISTS, FEET ETC.)	34	17		17	2	
<b>4. ASSAULT</b> TOTAL	40	1228	60	1168	754	64
a. FIREARM	41	259	15	244	171	14
b. KNIFE OR CUTTING INSTRUMENT	42	95	6	89	68	7
c. OTHER DANGEROUS WEAPON	43	111	6	105	68	3
d. HANDS, FISTS, FEET, ETC. - AGGRAVATED INJURY	44	77	2	75	61	6
e. OTHER ASSAULTS-SIMPLE, NOT AGGRAVATED	45	686	31	655	386	34
<b>5. BURGLARY</b> TOTAL	50	1899	41	1858	365	229
a. FORCIBLE ENTRY	51	1179	19	1160	213	139
b. UNLAWFUL ENTRY - NO FORCE	52	643	18	625	141	87
c. ATTEMPTED FORCIBLE ENTRY	53	77	4	73	11	3
<b>6. LARCENY-THEFT</b> (EXCEPT MOTOR VEHICLE THEFT)	50	3503	110	3393	428	216
<b>MOTOR VEHICLE THEFT</b> TOTAL	70	935	60	875	189	89
a. AUTOS	71	373	34	339	62	36
b. TRUCKS AND BUSES	72	323	18	305	88	26
c. OTHER VEHICLES	73	239	8	231	39	27
<b>GRAND TOTAL</b>	77	7870	348	7522	1858	615

### PROPERTY BY TYPE AND VALUE

### ALASKA STATE TROOPERS - 1976

Type of Property	DATA ENTRY	Value of Property Stolen and Recovered in Your Jurisdiction	
(1)		Stolen (2)	Recovered (3)
(A) Currency, Notes, Etc.	01	225559	23165
(B) Jewelry and Precious Metals	02	394695	81734
(C) Clothing and Furs	03	70683	15021
(D) Locally Stolen Motor Vehicles	04	2834034	2218447
(E) Office Equipment	05	16866	1635
(F) Televisions, Radios, Stereos, Etc.	06	285261	37344
(G) Firearms	07	147538	28083
(H) Household Goods	08	83780	4307
(I) Consumable Goods	09	40220	3957
(J) Livestock	10	590	
(K) Miscellaneous	11	1538390	301421
<b>TOTAL</b>	00	5637616	2715114

CLASSIFICATION	DATA ENTRY	Number of Actual * Offenses (Column 4 Return A)	Value of Property Stolen (Dollars)
<b>1. MURDER AND NONNEGLIGENT MANSLAUGHTER</b>	12	20	
<b>2. FORCIBLE RAPE (Total)</b>	20	72	1,215
<b>3. ROBBERY</b>		39	46,957
(a) HIGHWAY (Streets, Alleys, Etc.)	31		
(b) COMMERCIAL HOUSE (Excl. C.D.F.)	32	31	11,048
(c) GAS OR SERVICE STATION	33	19	3,711
(d) CHAIN STORE	34		
(e) RESIDENCE (Anywhere on Premises)	25	7	16,806
(f) BANK	26		
(g) MISCELLANEOUS	37		
<b>TOTAL ROBBERY</b>	30	96	78,522
<b>4. ASSAULT (Not Applicable)</b>			
<b>5. BURGLARY -- BREAKING OR ENTERING</b>			
(a) RESIDENCE (Dwelling)			
(1) NIGHT (6 P.M. - 6 A.M.)	51	155	128,799
(2) DAY (6 A.M. - 6 P.M.)	52	304	157,526
(3) UNKNOWN	53	711	467,595
(b) NON-RESIDENCE (Store, Office, Etc.)			
(1) NIGHT (6 P.M. - 6 A.M.)	54	179	110,841
(2) DAY (6 A.M. - 6 P.M.)	55	41	25,273
(3) UNKNOWN	56	468	260,109
<b>TOTAL BURGLARY</b>	50	1,858	1,150,143
<b>6. LARCENY -- THEFT (Except Vehicle)</b>		1,475	141,719.5
(a) \$750 AND OVER	61		
(b) \$50 TO \$750	62	1,163	130,091
(c) UNDER \$50	63	755	12,197
<b>TOTAL LARCENY (Same As Item 6X)</b>	60	3,393	155,948.3
<b>7. MOTOR VEHICLE THEFT (Include Alleged Joy Ride)</b>	70	875	284,825.3
<b>GRAND TOTAL -- ALL ITEMS</b>	77		563,761.6
<b>ADDITIONAL ANALYSIS OF LARCENY AND AUTO THEFT</b>			
<b>6X. NATURE OF LARCENIES UNDER ITEM 6</b>		14	6,146
(a) POCKET-PICKING	64		
(b) PURSE SNATCHING	65	3	733
(c) SHOP-LIFTING	66	147	7,073
(d) FROM MOTOR VEHICLES (Excl. E)	67	622	219,086
(e) MOTOR VEHICLE PARTS AND ACCESSORIES	68	595	110,351
(f) BICYCLES	69	295	32,933
(g) FROM BUILDINGS (Excl. C and E)	71	710	401,787
(h) FROM ANY COIN OPERATED MACHINES (Parking Meters, Etc.)	72	6	175
(i) ALL OTHER	73	1,001	78,119.9
<b>TOTAL LARCENIES (Same As Item 6)</b>	74	3,393	155,948.3
<b>7X. MOTOR VEHICLES RECOVERED</b>			
(a) STOLEN LOCALLY AND RECOVERED LOCALLY	91	633	
(b) STOLEN LOCALLY AND RECOVERED BY OTHER JURISDICTIONS	92	69	
(c) TOTAL LOCALLY STOLEN MOTOR VEHICLES RECOVERED	90	702	
(d) STOLEN OUT OF TOWN, RECOVERED LOCALLY	93	121	

## AGE, SEX AND RACE OF PERSONS ARRESTED

18 years of age and over

AST 1976 68

(Include those released without having been formally charged)

CLASSIFICATION OF OFFENSES	SEX	AGE																TOTAL	RACE					
		18	19	20	21	22	23	24	25-29	30-34	35-39	40-44	45-49	50-54	55-59	60-64	65 and over		White	Black	Indian	Chinese	Japanese	All Others
Murder and Nonnegligent Manslaughter	01a Male	1	1	1	1	1	1	1	4	2	1		1	2	1	1	1	20	14		7			2
	Female																	3						
Manslaughter by Negligence	01b Male	1		1			1		2	2		1		1	1			8						
	Female				1													1	7		2			
Forcible Rape	02 Male	2		3	1	4	3	1	7	4	2		2					29	13		6			10
	Female																							
Robbery	03 Male	6	5	4	3	2	2		4									26						
	Female		2						1									3	22	2	2			3
Aggravated Assault (Return A-4a-d)	04 Male	8	13	4	5	7	2	2	21	31	13	9	5	3	4	1	1	129						
	Female				1	1			2	2	1			1				10	68	11	31		1	28
Burglary-Breaking or Entering	05 Male	30	26	15	13	10	9	3	21	9	5	4	2	1	2	1		151						
	Female	1	1	1	1	1			3									7	88	8	25			37
Larceny-Theft (Except Motor Vehicle Theft)	06 Male	34	31	13	10	13	14	17	45	23	9	8	3	4				224						
	Female	4	3	5	2		3	3	10	2	3	1						36	183	18	36			23
Motor Vehicle Theft	07 Male	13	11	20	7	8	4	7	18	5	8	1	2					104						
	Female	1		1					1									3	54	3	34		1	15
Other Assaults (Return A-4e)	08 Male	12	18	11	12	21	12	13	54	34	40	27	18	15	3	3	2	295						
	Female	1	1		2	1			5	2	1							13	185	13	41			69
Arson	09 Male			1							1			1				3						
	Female																		3					
Forgery & Counterfeiting	10 Male		2	2	1	2	1		6		4							18						
	Female	1				1			1									3	10	3	4			4
Fraud	11 Male	1	6	3	4	3	5	1	7	8	4	9	2	2				55						
	Female							2	1	2	2			1				8	49	4	4			6
Embezzlement	12 Male		2	1					1	3	1	2						10						
	Female	1	1	1		1	1	1	1			1						8	16	2				
Stolen Property; Buying, Receiving, Possessing	13 Male	1	7	3	2	3		1	5	3	3	2		2			1	33						
	Female						1		1									2	26	2	4			3
Vandalism	14 Male	4	8	12	7	5	6	3	13	3	3	4		2				70						
	Female	1				1			1			1		1				5	39	1	11			24
Weapons, Carrying, Possessing, etc.	15 Male	5	5	12	10	10	8	4	29	20	15	6	3	6	3	1		137						
	Female	1		1					7		1	2						12	75	8	21			45
Prostitution and Commercialized Vice	16 Male								1									1						
	Female	1	1	1		2	2		8	2	1							18	7	10	1			1
Sex Offenses (Except Forcible Rape and Prostitution)	17 Male		1	1		1	1	2	1	8	5	1			1			22						
	Female																		15	1	3			3
Drug Abuse Violations	18 Male	18	21	21	16	13	15	13	33	7	6	1	1	3		1		169						
	Female	2	5	4	2	1	2		11	1	2	1		1				32	161	20	8			12
(1) Sale-Manufacturing	180 Male																							
Subtotal	Female																							
Opium or Cocaine and Their Derivatives (Morphine, Heroin, Codeine)	a Male	2	3	1	1	4	6	1	4	1	3					1		27						
	Female		1	1			1		1		1							5	24	8				
Marijuana	b Male	2	2	5	3	3	2	1	7									25						
	Female		1	1														2	18	3	1			5
Synthetic Narcotics-Manufactured Narcotics Which Can Cause True Drug Addiction (Demoral, Methadones)	c Male																							
	Female																							
Other-Dangerous Non-Narcotic Drugs (Barbiturates, Benzadrine)	d Male	2	1			1												4						
	Female			1										1				2	1	1				4
(2) Possession	185 Male																							
Subtotal	Female																							
Opium or Cocaine and Their Derivatives (Morphine, Heroin, Codeine)	e Male	2		1	3		1	2	3			1						13						
	Female				1				2									3	13	1	1			1
Marijuana	f Male	8	13	8	5	5	5	7	13	3				1				68						
	Female			1	2			1	5									9	65	5	5			2
Synthetic Narcotics-Manufactured Narcotics Which Can Cause True Drug Addiction (Demoral, Methadones)	9 Male																							
	Female																							
Other-Dangerous Non-Narcotic Drugs (Barbiturates, Benzadrine)	h Male	2	2	6	4		1	2	6	3	3		1	2				32						
	Female			1	1	2		1	3	1	1	1						11	40	2	1			
Gambling	19 Male									3								3						
	Female								1									1	4					
Bookmaking (Horse and Sport Book)	a Male																							
	Female																							
Numbers and Lottery	b Male																							
	Female																							
All Other Gambling	c Male																							
	Female																							
Offenses Against Family and Children	20 Male	5	6	2			1	1	6	2	4	3	1					31						
	Female																		19		9			3
Driving Under The Influence	21 Male	22	40	40	36	53	43	32	208	164	125	126	108	81	58	23	12	1171						
	Female	4	6	3	1	4	2	27	20	25	16	17	8	6	2	1		142	1099	23	134			57
Liquor Laws	22 Male	39	5	2	1	3	1	1	6	6	1	3	1	3				72						
	Female	2							1					1		1		5	43	3	10			21
Drunkennes	23 Male																							
	Female																							
Disorderly Conduct	24 Male	7	5	7	8	6	8	3	29	20	10	13	5	1	6	2	1	131						
	Female		5		3	3	2		2	1	2		3	1		1		23	99	4	30			21
Vagrancy	25 Male																							
	Female																							
All Other Offenses (Except Traffic)	26 Male	68	92	83	73	64	60	52	193	101	86	60	48	27	11	5	3	1026						
	Female	15	6	9	6	9	7	6	15	13	8	7	4					105	825	79	135			92
Suspicion	27 Male																							
	Female																							
TOTAL		304	332	292	233	252	218	175	805	509	392	311	228	167	96	42	22	4378	3124	215	558		2	



**AGE, SEX AND RACE OF PERSONS ARRESTED, under 18 years of age**  
(Include those released without having been formally charged)

AST 1976

69

CLASSIFICATION OF OFFENSES	SEX	AGE						Total Under 18	RACE					All other
		10 and Under	11-12	13-14	15	16	17		White	Black	Indian	Chinese	Japanese	
Murder and Nonnegligent Manslaughter 01a	Male				1		2	3						1
	Female								2					
Manslaughter by Negligence 01b	Male	1		1		1	1	4						2
	Female								1	1				
Forcible Rape 02	Male			2				2						
	Female										1			1
Robbery 03	Male				5	5	4	14						
	Female					1		1	5		6			4
Aggravated Assault (Return A-4a-d) 04	Male		4	2	5	4	7	22						
	Female		1	1				2	17	1	4			2
Burglary--Breaking or Entering 05	Male	25	42	71	76	64	47	325						
	Female		3	8	3	2	6	22	243	6	56			42
Larceny-Theft (Except Motor Vehicle Theft) 06	Male	18	25	69	42	54	53	261						
	Female	1	5	12	7	3		28	222	9	32			26
Motor Vehicle Theft 07	Male	2	4	39	36	42	14	137						
	Female		1	7	5	2	1	16	123	4	18			8
Other Assaults (Return A - 4e) 08	Male		1	8	6	8	7	30	29	5	3			6
	Female		3	6	2		2	13						
Arson 09	Male	2		3				7	7					
	Female													
Forgery and Counterfeiting 10	Male			2	1	3	3	9	8					1
	Female													
Fraud 11	Male				3	4	3	10						
	Female						1	1	9		1			1
Embezzlement 12	Male						1	1						
	Female								1					
Stolen Property, Buying, Receiving, Possessing 13	Male			5	10	11	4	30						
	Female			1		1		2	27		4			1
Vandalism 14	Male	34	29	44	16	18	15	156						
	Female	3	7	4	7	1		16	108	2	34			28
Weapons; Carrying, Possessing, etc. 15	Male	4	1	5	6	4	12	32						
	Female			1		1		2	23	3	4			4
Prostitution and Commercialized Vice 16	Male													
	Female													
Sex Offenses (Except Forcible Rape and Prostitution) 17	Male			2	2	3	2	9						
	Female						1	1	8		2			
Drug Abuse Violations 18	Male		1	14	21	29	30	95						
	Female			9	10	4	4	27	108	1	5			8
(1) Sale Manufacturing Subtotal 180	Male													
Opium or Cocaine and their Derivatives (Morphine, Heroin, Codeine) a	Male													
	Female			1				1	1					
Marijuana b	Male			2	1	1	1	5						
	Female					1		1	6					
Synthetic Narcotics-Manufactured Narcotics Which Can Cause True Drug Addiction (Demerol, Methadones) c	Male													
	Female													
Other - Dangerous Non-Narcotic Drugs (Barbiturates, Benzadrine) d	Male			1		1	1	3						
	Female						1	1	4					
(2) Possession Subtotal 185	Male													
Opium or Cocaine and Their Derivatives (Morphine, Heroin, Codeine) e	Male				2		1	3						
	Female								3					
Marijuana f	Male		1	11	17	26	26	81						
	Female			7	8	3	2	20	88	1	5			7
Synthetic Narcotics-Manufactured Narcotics Which Can Cause True Drug Addiction (Demerol, Methadones) g	Male					1		1	1					
	Female													
Other - Dangerous Non-Narcotic Drugs (Barbiturates, Benzadrine) h	Male				1		1	2						
	Female			1	2		1	4	5					1
Gambling Total 19	Male													
	Female													
Bookmaking (Horse and Sport Book) a	Male													
	Female													
Numbers and Lottery b	Male													
	Female													
All Other Gambling c	Male													
	Female													
Offenses Against Family and Children 20	Male													
	Female													
Driving Under The Influence 21	Male					12	13	25						
	Female					1	1	2	25		1			1
Liquor Laws 22	Male			8	16	23	37	84						
	Female		3	6	10	13	10	42	78	5	31			12
Drunkenness 23	Male													
	Female													
Disorderly Conduct 24	Male		1	1	1	5	1	9						
	Female								8					1
Vagrancy 25	Male		1	6	1	3	1	12						
	Female					1		1	13					
All Other Offenses (Except Traffic) 26	Male	2	10	19	9	15	11	66						
	Female		3	10	4	5	2	24	59	2	15			14
Suspicion 27	Male													
	Female													
Curfew and Licensing Law Violations 28	Male				1			1						
	Female								1					
Run-Aways 29	Male	1	6	18	15	20	9	69						
	Female	1	5	49	48	22	6	131	165	5	17		1	12
<b>TOTAL</b>			94	150	433	369	385	313	1744	1290	44	234	1	176

# RETURN A - MONTHLY RETURN OF OFFENSES KNOWN TO THE POLICE

FORWARD BY 7TH DAY AFTER  
CLOSE OF MONTH TO:

ANCHORAGE - 1976

70

1 CLASSIFICATION OF OFFENSES	2 DATA ENTRY	3 OFFENSES REPORTED OR KNOWN TO POLICE (INCLUDE "UNFOUNDED" AND ATTEMPTS)	4 UNFOUNDED, I.E., FALSE OR BASELESS COMPLAINTS	5 NUMBER OF ACTUAL OFFENSES (COLUMN 2 MINUS COLUMN 3) (INCLUDE ATTEMPTS)	6 TOTAL OFFENSES CLEARED BY ARREST OR EXCEPTIONAL MEANS (INCLUDES COL. 6)	7 NUMBER OF CLEARANCES INVOLVING ONLY PERSONS UNDER 18 YEARS OF AGE
<b>1. CRIMINAL HOMICIDE</b>						
a. MURDER AND NONNEGLIGENT MANSLAUGHTER (score attempts as aggravated assaults)	11	15		15	5	
b. MANSLAUGHTER BY NEGLIGENCE	12	2		2	1	1
<b>2. FORCIBLE RAPE</b>	20	73	11	62	7	
<b>TOTAL</b>						
a. RAPE BY FORCE	21	53	10	43	5	
b. ATTEMPTS TO COMMIT FORCIBLE RAPE	22	20	1	19	2	
<b>3. ROBBERY</b>	30	277	11	266	51	12
<b>TOTAL</b>						
a. FIREARM	31	134	2	132	22	5
b. KNIFE OR CUTTING INSTRUMENT	32	36		36	14	5
c. OTHER DANGEROUS WEAPON	33	16		16	3	1
d. STRONG-ARM (HANDS, FISTS, FEET ETC.)	34	91	9	82	12	1
<b>4. ASSAULT</b>	40	1282	167	1115	453	64
<b>TOTAL</b>						
a. FIREARM	41	106	5	101	45	3
b. KNIFE OR CUTTING INSTRUMENT	42	105	3	102	31	10
c. OTHER DANGEROUS WEAPON	43	86	3	83	29	6
d. HANDS, FISTS, FEET, ETC. - AGGRAVATED INJURY	44	29		29	12	
e. OTHER ASSAULTS-SIMPLE, NOT AGGRAVATED	45	956	156	800	336	45
<b>5. BURGLARY</b>	50	1653	93	1560	159	72
<b>TOTAL</b>						
a. FORCIBLE ENTRY	51	1017	57	960	119	50
b. UNLAWFUL ENTRY - NO FORCE	52	532	36	496	37	21
c. ATTEMPTED FORCIBLE ENTRY	53	104		104	3	1
<b>6. LARCENY-THEFT</b>	60	6483	288	6195	1316	665
(EXCEPT MOTOR VEHICLE THEFT)						
<b>MOTOR VEHICLE THEFT</b>	70	1174	60	1114	53	28
<b>TOTAL</b>						
a. AUTOS	71	735	41	694	34	18
b. TRUCKS AND BUSES	72	264	11	253	10	4
c. OTHER VEHICLES	73	175	8	167	9	6
<b>GRAND TOTAL</b>	77	10959	630	10329	2045	842

## PROPERTY BY TYPE AND VALUE

ANCHORAGE - 1976

Type of Property	Data Entry	Value of Property Stolen and Recovered in Your Jurisdiction	
(1)		Stolen (2)	Recovered (3)
(A) Currency, Notes, Etc.	01	403,710	10,727
(B) Jewelry and Precious Metals	02	285,867	26,820
(C) Clothing and Furs	03	142,698	18,930
(D) Locally Stolen Motor Vehicles	04	1,110,000	743,000
(E) Office Equipment	05	25,935	1,742
(F) Televisions, Radios, Stereos, Etc.	06	329,461	25,495
(G) Firearms	07	77,430	6,146
(H) Household Goods	08	105,018	12,73
(I) Consumable Goods	09	21,618	10,182
(J) Livestock	10		
(K) Miscellaneous	11	62,728	58,550
<b>TOTAL</b>	00	3,129,665	902,865

CLASSIFICATION	DATA ENTRY	Number of Actual Offenses (Column 4 Return A)	Value of Property Stolen (Dollars)
1. MURDER AND NONNEGLIGENT MANSLAUGHTER	12	15	
2. FORCIBLE RAPE (Total)	26	62	
3. ROBBERY			
(a) HIGHWAY (Streets, Alleys, Etc.)	31	22	2477
(b) COMMERCIAL HOUSE (Excl. C.D.F.)	32	72	83721
(c) GAS OR SERVICE STATION	33	21	3814
(d) CHAIN STORE	34	39	11552
(e) RESIDENCE (Anywhere on Premises)	25	10	8855
(f) BANK	36	4	28679
(g) MISCELLANEOUS	37	98	19105
TOTAL ROBBERY	30	266	158203
4. ASSAULT (Not Applicable)			
5. BURGLARY — BREAKING OR ENTERING			
(a) RESIDENCE (Dwelling)			
(1) NIGHT (6 P.M. — 6 A.M.)	51	301	175641
(2) DAY (6 A.M. — 6 P.M.)	52	370	205524
(3) UNKNOWN	53	225	141354
(b) NON-RESIDENCE (Store, Office, Etc.)			
(1) NIGHT (6 P.M. — 6 A.M.)	54	379	168178
(2) DAY (6 A.M. — 6 P.M.)	55	63	23110
(3) UNKNOWN	56	222	93989
TOTAL BURGLARY	50	1560	807796
6. LARCENY — THEFT (Except Vehicle)		1378	892868
(a) \$200 AND OVER	61		
(b) \$50 TO \$200	62	1421	143074
(c) UNDER \$50	63	3396	40724
TOTAL LARCENY (Same As Item 6X)	60	6195	1076666
7. MOTOR VEHICLE THEFT (Include Alleged Joy Ride)	70	1114	1087000
GRAND TOTAL — ALL ITEMS	77		3129665
ADDITIONAL ANALYSIS OF LARCENY AND AUTO THEFT			
6X. NATURE OF LARCENIES UNDER ITEM 6			
(a) POCKET PICKING	61	62	14919
(b) PURSE SNATCHING	62	35	5622
(c) SHOULDER TAP	63	1166	48935
(d) FINANCIAL MOTOR VEHICLES (Except B)	64	1434	350783
(e) MOTOR VEHICLE PARTS AND ACCESSORIES	65	349	48394
(f) BICYCLES	66	865	17320
(g) FROM BUILDINGS (Excl. C and H)	67	1757	415063
(h) FROM ANY COIN-OPERATED MACHINES (Parking Meters, Etc.)	68	19	419
(i) ALL OTHER	69	508	175211
TOTAL LARCENIES (Same As Item 6) --	60	6195	1076666
7X. MOTOR VEHICLES RECOVERED			
(a) STOLEN LOCALLY AND RECOVERED LOCALLY	91	394	
(b) STOLEN LOCALLY AND RECOVERED BY OTHER JURISDICTIONS	92	79	
(c) TOTAL LOCALLY STOLEN MOTOR VEHICLES RECOVERED	99	473	
(d) STOLEN OUT OF TOWN RECOVERED LOCALLY	93	3	



**AGE, SEX AND RACE OF PERSONS ARRESTED**  
18 years of age and over

Anchorage/Spenard  
1976 Arrests

72

(Include those released without having been formally charged)

CLASSIFICATION OF OFFENSES	SEX	AGE														AGE					TOTAL	RACE					
		18	19	20	21	22	23	24	25-29	30-34	35-39	40-44	45-49	50-54	55-59	60-64	65 and over	White	Black	Indian		Chinese	Japanese	All Others			
Murder and Nonnegligent Manslaughter	01a	Male						1	1	1							1	4									
		Female									1							1	2	2	1						
Manslaughter by Negligence	01b	Male							1									1			1						
		Female																									
Forcible Rape	02	Male			1	1	1			6		1						10		5	3	2					
		Female																									
Robbery	03	Male	10	10	7	6	5	4	3	9	2	1						57									
		Female																	35	16	6						
Aggravated Assault (Return A-4a-d)	04	Male	8	4	4	4	1	1	6	19	12	4	11	3	1	1	1	81									
		Female						1		2		1	1				5	60	13	12				1			
Burglary--Breaking or Entering	05	Male	14	9	13	7	4	3	2	8	5	5	3	2				75									
		Female	1							1							3	48	9	20				1			
Larceny--Theft (Except Motor Vehicle Theft)	06	Male	38	43	40	40	30	26	21	82	45	21	25	7	11	9	6	451									
		Female	20	20	14	18	30	13	5	39	26	15	10	5	4	2	1	212	456	95	105	1	2	4			
Motor Vehicle Theft	07	Male	9	5	2	1		2	1	2								23									
		Female																	17	1	5						
Other Assaults (Return A-4e)	08	Male	16	18	21	16	14	13	10	48	44	22	17	16	4	3	3	265									
		Female	1	1		6	2	3	1	3	3	5	2		1			28	200	35	56				2		
Arson	09	Male								2		1		1				5									
		Female		1								1						2	3	2	2						
Forgery & Counterfeiting	10	Male	1	1				1	1	4								8									
		Female			1		2			1	1							5	7	3	3						
Fraud	11	Male	2	5	2	4		5	2	4	5	6	6	2	2	3	1	1	50								
		Female	1	2	1					2	2							8	39	4	14				1		
Embezzlement	12	Male	4		1		2		1	1				1				10									
		Female		1	1		1					1						5	13	1	1						
Stolen Property; Buying, Receiving, Possessing	13	Male	2	1		3				2	2							10									
		Female																	3	2	4		1				
Vandalism	14	Male	1	3	3	5	3	2	3	11	2	2	6	5	3			49									
		Female					1	1		2								4	38	4	11						
Weapons; Carrying, Possessing, etc.	15	Male	9	13	3	5	6	7	7	14	8	4	8	2	3	1	1	91									
		Female	1	1			1	2		1								6	67	14	15				1		
Prostitution and Commercialized Vice	16	Male		1	2		2	1	2	15	4	3	2		3	2		1	38								
		Female	8	7	12	20	29	42	15	35	15	5	3	1				192	137	79	2	3	1	8			
Sex Offenses (Except Forcible Rape and Prostitution)	17	Male	1	1	5	1		3	1	9	5	2	2	1			1	32									
		Female																2	18	5	11						
Drug Abuse Violations	18	Male	23	23	20	15	13	11	7	33	6	4		1	2	1		159									
Grand Total		Female	1	3		2	2	2	1	6	1							18	136	17	24						
(1) Sale Manufacturing		Male																									
Subtotal	180	Female																									
Opium or Cocaine and Their Derivatives (Morphine, Heroin, Codeine)	a	Male	1	2	4	4	1	2	2	6	1	1		1				25									
		Female		2			1			1								4	24	5							
Marijuana	b	Male	5	5	4	2	2			1	1	1						21									
		Female				2												3	21	1	2						
Synthetic Narcotics--Manufactured Narcotics Which Can Cause True Drug Addiction (Demerol, Methadones)	c	Male			1		2			2	1							6									
		Female																	4	2							
Other--Dangerous Non-Narcotic Drugs (Barbiturates, Benzadrine)	d	Male	1	4		1	1		1	2	1							11									
		Female		1														1	12								
(2) Possession		Male																									
Subtotal	185	Female																									
Opium or Cocaine and Their Derivatives (Morphine, Heroin, Codeine)	e	Male		2	1	3		2	1	6	1				1	1		18									
		Female								2								2	12	4	4						
Marijuana	f	Male	14	8	9	4	7	6	2	13	1	2						66									
		Female					1	2	1	2								6	50	4	18						
Synthetic Narcotics--Manufactured Narcotics Which Can Cause True Drug Addiction (Demerol, Methadones)	g	Male	2		1	1			1	2					1			8									
		Female								1								1	8	1							
Other--Dangerous Non-Narcotic Drugs (Barbiturates, Benzadrine)	h	Male		2				1		1								4									
		Female	1															1	5								
Gambling	19	Male			1	1			1	7	5	6	10	3	5			39									
		Female						3	1	1				1				8	47								
Bookmaking (Horse and Sport Book)	a	Male																									
		Female																									
Numbers and Lottery	b	Male																									
		Female																									
All Other Gambling	c	Male																									
		Female																									
Offenses Against Family and Children	20	Male					1	1										2									
		Female																									
Driving Under The Influence	21	Male	21	30	41	30	39	32	23	119	99	91	73	54	41	32	16	5	746								
		Female	1	5	4	7	4	7	3	29	13	20	10	9	3			1	116	659	59	139	1		4		
		Male	18	8	4	4	1	4	2	15	24	26	27	10	10	11	10	1	175								
Liquor Laws	22	Male	9					1	1		1	1	3	2	1			19									
		Female										</															

**AGE, SEX AND RACE OF PERSONS ARRESTED, under 18 years of age**  
(Include those released without having been formally charged)

ANCHORAGE/SPENARD  
1976 Arrests

7

CLASSIFICATION OF OFFENSES	SEX	AGE						Total Under 18	RACE					Other
		10 and Under	11-12	13-14	15	16	17		White	Black	Indian	Chinese	Japanese	
Murder and Nonnegligent Manslaughter	01a	Male												
	Female													
Manslaughter by Negligence	01b	Male												
	Female													
Forcible Rape	02	Male												
	Female													
Robbery	03	Male		3	2	2	5	12			1			
	Female			1	1			2	13					
Aggravated Assault (Return A-4a-d)	04	Male	1	1	4	5	7	18						
	Female			1	2		1	4	15	2	4			
Burglary--Breaking or Entering	05	Male	6	10	21	29	19	18	103					
	Female			1	1			2	88	2	15			
Larceny-Theft (Except Motor Vehicle Theft)	06	Male	34	62	150	92	80	76	494					
	Female	16	67	117	54	55	39	348	670	76	90			
Motor Vehicle Theft	07	Male												
	Female						1	1	26	1	8			
Other Assaults (Return A - 4e)	08	Male		1	6	5	8	12						
	Female		1	6	1	4	2	14	26	8	11		1	
Arson	09	Male			1	1		2						
	Female								2					
Forgery and Counterfeiting	10	Male			1		1	2						
	Female						2	2	3	1				
Fraud	11	Male		1	1	4	1	7						
	Female					3		3	10					
Embezzlement	12	Male			2	3	4	9						
	Female				1			1	9	1				
Stolen Property, Buying, Receiving, Possessing	13	Male			1		1	2						
	Female								2					
Vandalism	14	Male	14	8	31	11	8	4	76					
	Female		3	2		2	1	8	69	3	12			
Weapons, Carrying, Possessing, etc.	15	Male	1		3	2	3	6	15					
	Female						1	1	12	2	2			
Prostitution and Commercialized Vice	16	Male												
	Female				2	2	2	6	4		1			
Sex Offenses (Except Forcible Rape and Prostitution)	17	Male												
	Female													
Drug Abuse Violations	18	Male		2	10	30	28	30	100					
	Female		1	9	4	10	5	29	108	11	9	1		
(1) Sale, Manufacturing	180	Male												
	Female													
Opium or Cocaine and their Derivatives (Morphine, Heroin, Codeine)	a	Male				1		1						
	Female								1					
Marijuana	b	Male		1	2	7	8	5	23					
	Female								19	3	1			
Synthetic Narcotics-Manufactured Narcotics Which Can Cause True Drug Addiction (Demoral, Methadones)	c	Male												
	Female					1		1	1					
Other - Dangerous Non-Narcotic Drugs (Barbiturates, Benzadrine)	d	Male												
	Female													
(2) Possession	185	Male												
	Female													
Opium or Cocaine and Their Derivatives (Morphine, Heroin, Codeine)	e	Male					1	1						
	Female								1					
Marijuana	f	Male		1	8	23	18	24	74					
	Female		1	9	4	9	4	27	85	8	7	1		
Synthetic Narcotics-Manufactured Narcotics Which Can Cause True Drug Addiction (Demoral, Methadones)	g	Male												
	Female													
Other - Dangerous Non-Narcotic Drugs (Barbiturates, Benzadrine)	h	Male				1		1						
	Female						1	1	1		1			
Gambling	19	Male												
	Female													
Bookmaking (Horse and Sport Book)	a	Male												
	Female													
Numbers and Lottery	b	Male												
	Female													
All Other Gambling	c	Male												
	Female													
Offenses Against Family and Children	20	Male												
	Female													
Driving Under The Influence	21	Male				1	3	3	7					
	Female						1	1						
Liquor Laws	22	Male			1	4	11	20	36					
	Female		1	3	1	4	6	15	36	2	13			
Drunkness	23	Male						1						
	Female			1	1			2	2		1			
Disorderly Conduct	24	Male				5	4	10	19					
	Female			1	4	1	4	10	17	1	11			
Vagrancy	25	Male												
	Female													
All Other Offenses (Except Traffic)	26	Male	1	5	8	6	11	8	39					
	Female			4	7	3	1	15	44	3	7			
Suspension	27	Male												
	Female													
Curfew and Loitering Law Violations	28	Male	2	4	9	12	1		28					
	Female	1	5	14	9	2	1	32	43	3	13			
Rape	29	Male		1	1		1		3					
	Female			2	1	2		5	7	1				

# RETURN A - MONTHLY RETURN OF OFFENSES KNOWN TO THE POLICE

74

 FORWARD BY 7TH DAY AFTER  
CLOSE OF MONTH TO:

FAIRBANKS - 1976

1 CLASSIFICATION OF OFFENSES	2 DATA ENTRY	3 OFFENSES REPORTED OR KNOWN TO POLICE (INCLUDE "UNFOUNDED" AND ATTEMPTS)	4 UNFOUNDED, I.E., FALSE OR BASELESS COMPLAINTS	5 NUMBER OF ACTUAL OFFENSES (COLUMN 2 MINUS COLUMN 3) (INCLUDE ATTEMPTS)	6 TOTAL OFFENSES CLEARED BY ARREST OR EXCEPTIONAL MEANS (INCLUDES COL. 6)	7 NUMBER OF CLEARANCES INVOLVING ONLY PERSONS UNDER 18 YEARS OF AGE
<b>1. CRIMINAL HOMICIDE</b>						
a. MURDER AND NONNEGLIGENT MANSLAUGHTER (score attempts as aggravated assaults)	11	2		2		
b. MANSLAUGHTER BY NEGLIGENCE	12	1		1	1	
<b>2. FORCIBLE RAPE TOTAL</b>	20	16		16	5	
a. RAPE BY FORCE	21	14		14	5	
b. ATTEMPTS TO COMMIT FORCIBLE RAPE	22	2		2		
<b>3. ROBBERY TOTAL</b>	30	96	2	94	25	7
a. FIREARM	31	39		39	15	6
b. KNIFE OR CUTTING INSTRUMENT	32	11		11	1	
c. OTHER DANGEROUS WEAPON	33	10	1	9	2	
d. STRONG-ARM (HANDS, FISTS, FEET ETC.)	34	36	1	35	7	1
<b>4. ASSAULT TOTAL</b>	40	316		316	132	3
a. FIREARM	41	38		38	21	
b. KNIFE OR CUTTING INSTRUMENT	42	37		37	17	
c. OTHER DANGEROUS WEAPON	43	23		23	6	
d. HANDS, FISTS, FEET, ETC. - AGGRAVATED INJURY	44	51		51	22	
e. OTHER ASSAULTS-SIMPLE, NOT AGGRAVATED	45	167		167	66	3
<b>BURGLARY TOTAL</b>	50	421		421	53	16
a. FORCIBLE ENTRY	51	247		247	29	8
b. UNLAWFUL ENTRY - NO FORCE	52	138		138	18	6
c. ATTEMPTED FORCIBLE ENTRY	53	36		36	6	2
<b>6. LARCENY-THEFT</b> (EXCEPT MOTOR VEHICLE THEFT)	60	1958	14	1944	499	182
<b>7. MOTOR VEHICLE THEFT TOTAL</b>	70	579	39	540	21	11
a. AUTOS	71	299	22	277	13	7
b. TRUCKS AND BUSES	72	173	15	158	4	
c. OTHER VEHICLES	73	107	2	105	4	4
<b>GRAND TOTAL</b>	77	3389	55	3334	736	219

## PROPERTY BY TYPE AND VALUE

FAIRBANKS - 1976

Type of Property	Data Entry	Value of Property Stolen and Recovered in Your Jurisdiction	
(1)		Stolen (2)	Recovered (3)
(A) Currency, Notes, Etc.	01	297,637	9,996
(B) Jewelry and Precious Metals	02	171,945	1,748
(C) Clothing and Furs	03	102,387	5,765
(D) Locally Stolen Motor Vehicles	04	1,354,201	721,420
(E) Office Equipment	05	5,586	502
(F) Televisions, Radios, Stereos, Etc.	06	114,242	2,139
(G) Firearms	07	26,472	445
(H) Household Goods	08	9,594	156
(I) Consumable Goods	09	3,171	763
(J) Livestock	10	3,700	1,300
(K) Miscellaneous	11	381,752	37,957
<b>TOTAL</b>	00	247,0687	782,191

CLASSIFICATION	DATA ENTRY	Number of Actual Offenses (Column 4 Return A)	Value of Property Stolen (Dollars)
1. MURDER AND NONNEGLIGENT MANSLAUGHTER	12	2	
2. FORCIBLE RAPE (Total)	20	16	
3. ROBBERY			
(a) HIGHWAY (Streets, Alleys, Etc.)	31	48	11,377
(b) COMMERCIAL HOUSES (Not C.D.F.)	32	30	12,791
(c) GAS OR SERVICE STATION	33	4	915
(d) CHAIN STORE	34	3	1,246
(e) RESIDENCE (Anywhere on Premises)	35	2	
(f) BANK	36	3	31,665
(g) MISCELLANEOUS	37	4	7,260
TOTAL ROBBERY	30	94	65,254
4. ASSAULT (Not Applicable)			
5. BURGLARY - BREAKING OR ENTERING			
(a) RESIDENCE (Dwelling)		83	37,464
(1) NIGHT (6 P.M. - 6 A.M.)	51		
(2) DAY (6 A.M. - 6 P.M.)	52	71	36,702
(3) UNKNOWN	53	50	80,901
(b) NON-RESIDENCE (Store, Office, Etc.)			
(1) NIGHT (6 P.M. - 6 A.M.)	54	130	172,331
(2) DAY (6 A.M. - 6 P.M.)	55	31	10,669
(3) UNKNOWN	56	56	51,913
TOTAL BURGLARY	50	421	389,980
6. LARCENY - THEFT (Except Vehicle)		628	579,483
(a) \$200 AND OVER	61		
(b) \$50 TO \$200	62	605	73,094
(c) UNDER \$50	63	711	8,675
TOTAL LARCENY (Same As Item 6X)	60	1,944	661,252
7. MOTOR VEHICLE THEFT (Include Alleged Joy Ride)	75	540	1,354,201
GRAND TOTAL - ALL ITEMS	77		2,470,687
ADDITIONAL ANALYSIS OF LARCENY AND AUTO THEFT			
6X. NATURE OF LARCENIES UNDER ITEM 6			
(a) POCKET PICKING	81		
(b) PURSE SNATCHING	82	10	1,021
(c) SHOPLIFTING	83	476	12,805
(d) FROM MOTOR VEHICLES (Except 7)	84	431	157,923
(e) MOTOR VEHICLE PARTS AND ACCESSORIES	85	58	31,730
(f) BICYCLES	86	163	21,166
(g) FROM BUILDINGS (Not 5A and 5B)	87	471	284,178
(h) FROM ANY COIN OPERATED MACHINES (Vending Machines, Etc.)	88	7	293
(i) ALL OTHER	89	328	152,136
TOTAL LARCENIES (Same As Item 6) -	90	1,944	661,252
7X. MOTOR VEHICLES RECOVERED			
(a) STOLEN LOCALLY & RECOVERED LOCALLY	91	250	
(b) STOLEN LOCALLY AND RECOVERED BY OTHER JURISDICTIONS	92	94	
(c) TOTAL LOCALLY STOLEN MOTOR VEHICLES RECOVERED	90	344	
(d) STOLEN OUT OF TOWN & RECOVERED LOCALLY	93		



**AGE, SEX AND RACE OF PERSONS ARRESTED**  
18 years of age and over

FAIRBANKS  
1976

76

(Include those released without having been formally charged)

CLASSIFICATION OF OFFENSES	SEX	AGE														AGE					TOTAL	RACE					
		18	19	20	21	22	23	24	25-29	30-34	35-39	40-44	45-49	50-54	55-59	60-64	65 and over	White	Black	Indian		Chi- nese	Japa- nese	All Others			
Murder and Nonnegligent Manslaughter	01a	Male			1													1	1								
		Female																									
Manslaughter by Negligence	01b	Male																									
		Female																									
Forcible Rape	02	Male			1	1	1							1				4	2		2						
		Female																									
Robbery	03	Male	2	5	2	1	2		1	3	1	1						18									
		Female			1	2												3	13	3	5						
Aggravated Assault (Return A-4a-d)	04	Male	1	1	1	4	3	3	1	8	6	3	2	2	1	3		39									
		Female					2	1	1	1								5	26	7	11						
Burglary-Breaking or Entering	05	Male	10	4	4	3	3	1	2	8	2		2	2	1	1		43									
		Female		1	1	1				1		1	2					7	26	11	12			1			
Larceny-Theft (Except Motor Vehicle Theft)	06	Male	20	29	16	18	18	11	8	53	31	21	16	8	9	4	3	271									
		Female	12	10	10	10	9	9		18	10	8	3	3	1	1		104	210	43	120			2			
Motor Vehicle Theft	07	Male	6	5	2		2		1		1							17									
		Female				1												1	8	2	7	1					
Other Assaults (Return A-4e)	08	Male	4	5	4	6	5	5	5	22	18	6	5	6	2		1	95									
		Female	1			3	2		2	1	3		1					11	54	12	40						
Arson	09	Male																									
		Female																									
Forgery & Counterfeiting	10	Male		2														2									
		Female		1														1	2	1							
Fraud	11	Male					2	4		4	3	1			1			15									
		Female					3	1	2	2					1			9	14	4	6						
Embezzlement	12	Male			1					1								2									
		Female	1				1			1		1						4	3	3							
Stolen Property; Buying, Receiving, Possessing	13	Male		2	2	1	2			5		1	1	2			1	18									
		Female	1	1		1	1			1		1						6	10	1	12			1			
Vandalism	14	Male	2	2	1		2		1	5						1		18									
		Female				2		1	1	2								6	10	1	12			1			
Weapons; Carrying, Possessing, etc.	15	Male	4	3	5	5	5	4	6	17	9	7	4	6	4	2	1	82									
		Female			2	1				2	1							6	55	13	18			2			
Prostitution and Commercialized Vice	16	Male	2	2	10	4	6	12	3	19	2							1									
		Female																6	37	22	1			1			
Sex Offenses (Except Forcible Rape and Prostitution)	17	Male	1	1	4	4	3	2	3	15	4	3	1	2	3	1		47									
		Female		3		1			1			1						6	24	2	26		1				
Drug Abuse Violations	18	Male	9	10	9	10	8	3	4	22	2	5	1	1	2	1		87									
Grand Total		Female	1	1	3	3	1	1		3		1	1					15	60	18	23			1			
(1) Sale: Manufacturing		Male																									
Subtotal	180	Female																									
Opium or Cocaine and Their Derivatives (Morphine, Heroin, Codeine)	a	Male			2	2	3		1		4		1	1				14						1			
		Female			1	1			1		1	1						5	8	10							
Marijuana	b	Male	1		1	1			1									4									
		Female					1											1	4		1						
Synthetic Narcotics-Manu- factured Narcotics Which Can Cause True Drug Addic- tion (Demerol, Methadones)	c	Male																									
		Female																									
Other-Dangerous Non- Narcotic Drugs (Barbiturates, Benzadrine)	d	Male			1	1												2									
		Female			1													1	3								
(2) Possession		Male																									
Subtotal	185	Female																									
Opium or Cocaine and Their Derivatives (Morphine, Heroin, Codeine)	e	Male	1	1	1		1	1	1	6					1			13									
		Female	1				1											2	14	1							
Marijuana	f	Male	7	9	4	6	4	2	3	14	2	1	1					53									
		Female		1	1	2				2								6	31	7	21						
Synthetic Narcotics-Manu- factured Narcotics Which Can Cause True Drug Addic- tion (Demerol, Methadones)	g	Male																									
		Female																									
Other-Dangerous Non- Narcotic Drugs (Barbiturates, Benzadrine)	h	Male													1			1			1						
		Female																									
Gambling	19	Male							1									1									
		Female																	1								
Bookmaking (Horse and Sport Book)	a	Male																									
		Female																									
Numbers and Lottery	b	Male																									
		Female																									
All Other Gambling	c	Male																									
		Female																									
Offenses Against Family and Children	20	Male		1				1										2									
		Female																									
Driving Under The Influence	21	Male	6	6	9	9	5	9	8	44	44	27	30	22	20	8	5	254	2								
		Female				1			1	4	4	4	4	1	1		1	21	220	8	47						
Liquor Laws	22	Male	45	5	4	2	6	3	1	13	10	7	10	12	8	7	2	136									
		Female	10	1		2				1	2	2			2			20	52	3	101						
Drunk-ness	23	Male																									
		Female																									
Disorderly Conduct	24	Male	11	18	14	17	17	14	8	43	15	11	15	8	7	1	1	200									
		Female	2	11	5	3	1	6	1	7	1	2	2			1		42	101	16	124			1			
Vagrancy	25	Male																									
		Female																									
All Other Offenses (Except Traffic)	26	Male	23	17	18	25	21	31	11	75	31	26	22	14	11	2	2	335									
		Female	3	3	7	6	4	5	3	10	8			3	2	1		55	231	40	118			1			
Suspicion	27	Male																									
		Female																									
TOTAL			177	148	137	148	128	133	73	409	213	140	123	92	77	33	16	18	2065	1162	212	678	1	1	11		

**AGE, SEX AND RACE OF PERSONS ARRESTED, under 18 years of age**  
(Include those released without having been formally charged)

Fairbanks  
1976

77

CLASSIFICATION OF OFFENSES	SEX	AGE						Total Under 18	RACE					
		10 and Under	11-12	13-14	15	16	17		White	Black	Indian	Chinese	Japanese	All Other
Murder and Nonnegligent Manslaughter	01a	Male												
		Female												
Manslaughter by Negligence	01b	Male												
		Female												
Forcible Rape	02	Male												
		Female												
Robbery	03	Male				9	5	14	11	1	2			
		Female					2	2						
Aggravated Assault (Return A-4a-d)	04	Male							2					
		Female												
Burglary--Breaking or Entering	05	Male	1	7	6	10	5	29	22		6			1
		Female												
Larceny-Theft (Except Motor Vehicle Theft)	06	Male	7	6	49	18	26	126	171	7	38			2
		Female	12	24	29	15	12	92						
Motor Vehicle Theft	07	Male	2	5	4	4	2	17	14	1	5			
		Female												
Other Assaults (Return A - 4e)	08	Male		2	1	1	2	6	6		2			
		Female				2		2						
Arson	09	Male												
		Female												
Forgery and Counterfeiting	10	Male					1	1			1			
		Female												
Fraud	11	Male												
		Female												
Embezzlement	12	Male				1	1	2	4					
		Female												
Stolen Property; Buying, Receiving, Possessing	13	Male	1	1		2		4	7	2	2			
		Female												
Vandalism	14	Male	1	2	1	1		5	3		6			
		Female												
Weapons; Carrying, Possessing, etc.	15	Male			2	2		4	6		1			
		Female					1	1						
Prostitution and Commercialized Vice	16	Male												
		Female												
Sex Offenses (Except Forcible Rape and Prostitution)	17	Male				1	1	2						
		Female												
Drug Abuse Violations	18	Male		6	9	10	8	33	1		1			
		Female		2	1	5	1	9	34	2	6			
(1) Sale Manufacturing	180	Male												
		Female												
Opium or Cocaine and their Derivatives (Morphine, Heroin, Codeine)	a	Male					1	1		1				
		Female												
Marijuana	b	Male			1	1	1	3	3					
		Female												
Synthetic Narcotics--Manufactured Narcotics Which Can Cause True Drug Addiction (Demerol, Methadones)	c	Male												
		Female												
Other - Dangerous Non-Narcotic Drugs (Barbiturates, Benzadrine)	d	Male												
		Female												
(2) Possession	185	Male												
		Female												
Opium or Cocaine and Their Derivatives (Morphine, Heroin, Codeine)	e	Male				1	1	2	2					
		Female												
Marijuana	f	Male		6	8	8	5	27	29	1	6			
		Female		2	1	5	1	9						
Synthetic Narcotics--Manufactured Narcotics Which Can Cause True Drug Addiction (Demerol, Methadones)	g	Male												
		Female												
Other - Dangerous Non-Narcotic Drugs (Barbiturates, Benzadrine)	h	Male												
		Female												
Gambling	19	Male												
		Female												
Bookmaking (Horse and Sport Book)	a	Male												
		Female												
Numbers and Lottery	b	Male												
		Female												
All Other Gambling	c	Male												
		Female												
Offenses Against Family and Children	20	Male					3	3						
		Female												
Driving Under The Influence	21	Male							3					
		Female												
Liquor Laws	22	Male		3	6	15	21	45	40	1	32			
		Female		3	3	12	10	28						
Drunkenness	23	Male												
		Female												
Disorderly Conduct	24	Male		1	1	1	4	7						
		Female		1			1	2	5	1	3			
Vagrancy	25	Male												
		Female												
All Other Offenses (Except Traffic)	26	Male		4	5	4	10	23	43	3	15	1		
		Female	3	3	14	9	6	35						
Suspicion	27	Male												
		Female												
Curfew and Loitering Law Violations	28	Male												
		Female												
Run-A-Ways	29	Male	1	2	4	3	5	16	33	1	24			
		Female	1	9	20	5	5	42						
<b>TOTAL</b>			13	38	154	104	131	572	405	19	144	1		3

# RETURN A - MONTHLY RETURN OF OFFENSES KNOWN TO THE POLICE

78

FORWARD BY 7TH DAY AFTER  
CLOSE OF MONTH TO:

HOMER 1976

1 CLASSIFICATION OF OFFENSES	2 DATA ENTRY	3 OFFENSES REPORTED OR KNOWN TO POLICE (INCLUDE "UNFOUNDED" AND ATTEMPTS)	4 UNFOUNDED, I.E., FALSE OR BASELESS COMPLAINTS	5 NUMBER OF ACTUAL OFFENSES (COLUMN 2 MINUS COLUMN 3) (INCLUDE ATTEMPTS)	6 TOTAL OFFENSES CLEARED BY ARREST OR EXCEPTIONAL MEANS (INCLUDES COL. 6)	7 NUMBER OF CLEARANCES INVOLVING ONLY PERSONS UNDER 18 YEARS OF AGE
<b>1. CRIMINAL HOMICIDE</b>						
a. MURDER AND NONNEGLIGENT MANSLAUGHTER (score attempts as aggravated assaults)	11					
b. MANSLAUGHTER BY NEGLIGENCE	12					
<b>TOTAL</b>	20	1		1	1	
<b>2. FORCIBLE RAPE</b>						
a. RAPE BY FORCE	21					
b. ATTEMPTS TO COMMIT FORCIBLE RAPE	22	1		1	1	
<b>TOTAL</b>	30					
<b>3. ROBBERY</b>						
a. FIREARM	31					
b. KNIFE OR CUTTING INSTRUMENT	32					
c. OTHER DANGEROUS WEAPON	33					
d. STRONG-ARM (HANDS, FISTS, FEET ETC.)	34					
<b>TOTAL</b>	40	22	1	21	16	1
<b>4. ASSAULT</b>						
a. FIREARM	41	4		4	3	
b. KNIFE OR CUTTING INSTRUMENT	42	5		5	3	
c. OTHER DANGEROUS WEAPON	43	1		1	1	
d. HANDS, FISTS, FEET, ETC. - AGGRAVATED INJURY	44	12	1	11	9	1
e. OTHER ASSAULTS-SIMPLE, NOT AGGRAVATED	45					
<b>TOTAL</b>	50	56	9	47	10	6
<b>5. BURGLARY</b>						
a. FORCIBLE ENTRY	51	40	5	35	7	4
b. UNLAWFUL ENTRY - NO FORCE	52	15	3	12	3	2
c. ATTEMPTED FORCIBLE ENTRY	53	1	1			
<b>TOTAL</b>	60	107	6	101	16	3
<b>6. LARCENY-THEFT</b> (EXCEPT MOTOR VEHICLE THEFT)						
<b>TOTAL</b>	70	15	4	11	5	1
<b>7. MOTOR VEHICLE THEFT</b>						
a. AUTOS	71	11	3	8	4	1
b. TRUCKS AND BUSES	72	4	1	3	1	
c. OTHER VEHICLES	73					
<b>GRAND TOTAL</b>	77	201	20	181	48	11

## PROPERTY BY TYPE AND VALUE

HOMER 1976

Type of Property	Data Entry	Value of Property Stolen and Recovered in Your Jurisdiction	
(1)		Stolen (2)	Recovered (3)
(A) Currency, Notes, Etc.	01	11265	4154
(B) Jewelry and Precious Metals	02	28390	50
(C) Clothing and Furs	03	560	25
(D) Locally Stolen Motor Vehicles	04	2100	2100
(E) Office Equipment	05		
(F) Televisions, Radios, Stereos, Etc.	06	5384	1145
(G) Firearms	07	1660	1260
(H) Household Goods	08	1275	600
(I) Consumable Goods	09	286	16
(J) Livestock	10		
(K) Miscellaneous	11	19109	7503
<b>TOTAL</b>	00	70029	16853



CLASSIFICATION	DATA ENTRY	Number of Actual Offenses (Column 4 Return A)	Value of Property Stolen (Dollars)
1. MURDER AND NONNEGLIGENT MANSLAUGHTER	12		
2. FORCIBLE RAPE (Total)	20	1	
3. ROBBERY			
(a) HIGHWAY (Streets, Alleys, Etc.)	31		
(b) COMMERCIAL HOUSE (Except C.D.F.)	32		
(c) GAS OR SERVICE STATION	33		
(d) CHASE STORE	34		
(e) RESIDENCE (Anywhere on Premises)	35		
(f) BANK	36		
(g) MISCELLANEOUS	37		
TOTAL ROBBERY	30		
4. ASSAULT (Not Applicable)			
5. BURGLARY - BREAKING OR ENTERING			
(a) RESIDENCE (Dwelling)			
(1) NIGHT (6 P.M. - 6 A.M.)	51	9	1,359
(2) DAY (6 A.M. - 6 P.M.)	52	3	1,450
(3) UNKNOWN	53	6	1,360
(b) NON-RESIDENCE (Store, Office, Etc.)			
(1) NIGHT (6 P.M. - 6 A.M.)	54	18	33,255
(2) DAY (6 A.M. - 6 P.M.)	55	1	200
(3) UNKNOWN	56	10	3,412
TOTAL BURGLARY	50	47	41,036
6. LARCENY - THEFT (Except Vehicle)		40	23,062
(a) \$200 AND OVER	61		
(b) \$50 TO \$200	62	32	3,266
(c) UNDER \$50	63	29	565
TOTAL LARCENY (Same As Item 6X)	60	101	26,893
7. MOTOR VEHICLE THEFT (Include Alleged Joy Ride)	70	11	2,100
GRAND TOTAL - ALL ITEMS	77		70,029
ADDITIONAL ANALYSIS OF LARCENY AND AUTO THEFT			
6X. NATURE OF LARCENIES UNDER ITEM 6		4	366
(a) POCKET-PICKING	64		
(b) PURSE SNATCHING	65	4	3,732
(c) SHOP-LIFTING	66	7	464
(d) FROM MOTOR VEHICLES (Except E)	67	18	4,079
(e) MOTOR VEHICLE PARTS AND ACCESSORIES	68	8	916
(f) BICYCLES	69	1	65
(g) FROM BUILDINGS (Except C and H)	71	22	5,086
(h) FROM ANY COMBINED MACHINES (Parking Meters, Etc.)	72		
(i) ALL OTHER	73	37	12,185
TOTAL LARCENIES (Same As Item 6) -	60	101	26,893
7X. MOTOR VEHICLES RECOVERED			
(a) STOLEN LOCALLY AND RECOVERED LOCALLY	91	7	
(b) STOLEN LOCALLY AND RECOVERED BY OTHER JURISDICTIONS	92		
(c) TOTALLY LOCALLY STOLEN MOTOR VEHICLES RECOVERED	93	7	
(d) STOLEN OUT OF TOWN, RECOVERED LOCALLY	94	1	

# RETURN A - MONTHLY RETURN OF OFFENSES KNOWN TO THE POLICE

80

FORWARD BY 7TH DAY AFTER  
CLOSE OF MONTH TO:

JUNEAU 1976

1 CLASSIFICATION OF OFFENSES	DATA ENTRY	2 OFFENSES REPORTED OR KNOWN TO POLICE (INCLUDE "UNFOUNDED" AND ATTEMPTS)	3 UNFOUNDED, I.E., FALSE OR BASELESS COMPLAINTS	4 NUMBER OF ACTUAL OFFENSES (COLUMN 2 MINUS COLUMN 3) (INCLUDE ATTEMPTS)	5 TOTAL OFFENSES CLEARED BY ARREST OR EXCEPTIONAL MEANS (INCLUDES COL. 6)	6 NUMBER OF CLEARANCES INVOLVING ONLY PERSONS UNDER 18 YEARS OF AGE
<b>1. CRIMINAL HOMICIDE</b>						
a. MURDER AND NONNEGLIGENT MANSLAUGHTER (score attempts as aggravated assaults)	11					
b. MANSLAUGHTER BY NEGLIGENCE	12					
<b>2. FORCIBLE RAPE TOTAL</b>	20	5	2	3	2	1
a. RAPE BY FORCE	21	4	2	2	1	
b. ATTEMPTS TO COMMIT FORCIBLE RAPE	22	1		1	1	1
<b>3. ROBBERY TOTAL</b>	30	3	1	2	1	
a. FIREARM	31	1	1			
b. KNIFE OR CUTTING INSTRUMENT	32					
c. OTHER DANGEROUS WEAPON	33					
d. STRONG-ARM (HANDS, FISTS, FEET ETC.)	34	2		2	1	
<b>4. ASSAULT TOTAL</b>	40	172	12	160	77	7
a. FIREARM	41	5	1	4	1	
b. KNIFE OR CUTTING INSTRUMENT	42	12	1	11	5	
c. OTHER DANGEROUS WEAPON	43	8		8	5	
d. HANDS, FISTS, FEET, ETC. - AGGRAVATED INJURY	44	87	4	83	43	6
e. OTHER ASSAULTS-SIMPLE, NOT AGGRAVATED	45	60	6	54	23	1
<b>5. BURGLARY TOTAL</b>	50	187	34	153	49	35
a. FORCIBLE ENTRY	51	73	9	64	29	21
b. UNLAWFUL ENTRY - NO FORCE	52	82	14	68	19	14
c. ATTEMPTED FORCIBLE ENTRY	53	32	11	21	1	
<b>6. LARCENY-THEFT</b>		489	47	442	87	53
(EXCEPT MOTOR VEHICLE THEFT)	50					
<b>MOTOR VEHICLE THEFT TOTAL</b>	70	96	36	60	29	8
a. AUTOS	71	92	35	57	27	7
b. TRUCKS AND BUSES	72	1	1			
c. OTHER VEHICLES	73	3		3	2	1
<b>GRAND TOTAL</b>	77	952	132	820	245	104

## PROPERTY BY TYPE AND VALUE

JUNEAU 1976

Type of Property	DATA ENTRY	Value of Property Stolen and Recovered in Your Jurisdiction	
(1)		Stolen (2)	Recovered (3)
(A) Currency, Notes, Etc.	01	53850	3239
(B) Jewelry and Precious Metals	02	11280	1931
(C) Clothing and Furs	03	7406	395
(D) Locally Stolen Motor Vehicles	04	118595	87375
(E) Office Equipment	05	1098	2150
(F) Televisions, Radios, Stereos, Etc.	06	28605	1923
(G) Firearms	07	3636	190
(H) Household Goods	08	2580	133
(I) Consumable Goods	09	1077	67
(J) Livestock	10		
(K) Miscellaneous	11	42366	17644
<b>TOTAL</b>	00	270493	115047

CLASSIFICATION	DATA ENTRY	Number of Actual Offenses (Column 4 Return A)	Value of Property Stolen (Dollars)
1. MURDER AND NONNEGLIGENT MANSLAUGHTER	12		
2. FORCIBLE RAPE (Total)	20	3	
3. ROBBERY			
(a) HIGHWAY (Stores, Aways, Etc.)	31	2	
(b) COMMERCIAL HOUSE (Except C.D.F.)	32		
(c) GAS OR SERVICE STATION	33		
(d) CHAIN STORE	34		
(e) RESIDENCE (Anywhere on Premises)	35		
(f) BANK	36		
(g) MISCELLANEOUS	37		
TOTAL ROBBERY	30	2	
4. ASSAULT (Not Applicable)			
5. BURGLARY - BREAKING OR ENTERING			
(a) RESIDENCE (Dwelling)			
(1) NIGHT (6 P.M. - 6 A.M.)	51	8	1538
(2) DAY (6 A.M. - 6 P.M.)	52	31	6855
(3) UNKNOWN	53	26	7942
(b) NON-RESIDENCE (Store, Office, Etc.)			
(1) NIGHT (6 P.M. - 6 A.M.)	54	46	12824
(2) DAY (6 A.M. - 6 P.M.)	55	10	578
(3) UNKNOWN	56	32	24526
TOTAL BURGLARY	50	153	54263
6. LARCENY - THEFT (Except Vehicle)			
(a) \$200 AND OVER	61	114	75701
(b) \$50 TO \$200	62	157	17857
(c) UNDER \$50	63	171	4176
TOTAL LARCENY (Same As Item 6X)	60	442	97734
7. MOTOR VEHICLE THEFT (Include Alleged Joy Ride)	70	60	118496
GRAND TOTAL - ALL ITEMS	77		270493
ADDITIONAL ANALYSIS OF LARCENY AND AUTO THEFT			
6X. NATURE OF LARCENIES UNDER ITEM 6			
(a) POCKET-PICKING	61	3	282
(b) PURSE SNATCHING	62	1	25
(c) SHOPLIFTING	63	47	4511
(d) FROM MOTOR VEHICLES (Except E)	64	109	16107
(e) MOTOR VEHICLE PARTS AND ACCESSORIES	65	20	2171
(f) BICYCLES	66	43	3767
(g) FROM BUILDINGS (Except C and H)	67	150	34969
(h) FROM ANY COIN-OPERATED MACHINES (Parking Meters, Etc.)	68	4	580
(i) ALL OTHER	69	65	35322
TOTAL LARCENIES (Same As Item 6) -	60	442	97734
7X. MOTOR VEHICLES RECOVERED			
(a) STOLEN LOCALLY AND RECOVERED LOCALLY	91	37	
(b) STOLEN LOCALLY AND RECOVERED BY OTHER JURISDICTIONS	92	17	
(c) TOTAL LOCALLY STOLEN MOTOR VEHICLES RECOVERED	90	54	
(d) STOLEN OUT OF TOWN, RECOVERED LOCALLY	93	4	

(Include those released without having been formally charged)

1976

(INSTRUCTIONS ON



**AGE, SEX AND RACE OF PERSONS ARRESTED, under 18 years of age**  
(Include those released without having been formally charged)

Juneau P.D.  
1976

83

CLASSIFICATION OF OFFENSES	SEX	AGE						Total Under 18	RACE					
		10 and Under	11-12	13-14	15	16	17		White	Black	Indian	Chinese	Japanese	All Other
Murder and Nonnegligent Manslaughter	01a	Male												
		Female												
Manslaughter by Negligence	01b	Male												
		Female												
Forcible Rape	02	Male		1				1						
		Female							1					
Robbery	03	Male												
		Female												
Aggravated Assault (Return A-4a-d)	04	Male		1			3	4						
		Female							1		3			
Burglary--Breaking or Entering	05	Male	7	2	16	12	1	6	44					
		Female	1					1	24		21			
Larceny-Theft (Except Motor Vehicle Theft)	06	Male		3	14	5	4	4	30					
		Female		8	8	1	9	1	27	20	4	31		2
Motor Vehicle Theft	07	Male	1		1	2	1	2	7					
		Female							6		1			
Other Assaults (Return A - 4c)	08	Male				1	1	2						
		Female				1		1			3			
Arson	09	Male												
		Female												
Forgery and Counterfeiting	10	Male												
		Female												
Fraud	11	Male												
		Female												
Embezzlement	12	Male												
		Female												
Stolen Property; Buying, Receiving, Possessing	13	Male		1	3			4						
		Female							2		2			
		Male	1	2	3	1	2	9						
Vandalism	14	Male							6	1	2			
		Female					1	1						
Weapons; Carrying, Possessing, etc.	15	Male												
		Female									1			
Prostitution and Commercialized Vice	16	Male												
		Female												
Sex Offenses (Except Forcible Rape and Prostitution)	17	Male												
		Female												
Drug Abuse		Male		1	3	7	10	5	26					
Violations		Female				2	2	1	5	22	1	7		1
Grand Total	18	Male												
		Female												
(1) Sale Manufacturing		Male												
Subtotal	180	Female												
Opium or Cocaine and their Derivatives (Morphine, Heroin, Codeine)	a	Male												
		Female												
Marijuana	b	Male		1	3	7	10	5	26	22	1	7		1
		Female				2	2	1	5					
Synthetic Narcotics-Manufactured Narcotics Which Can Cause True Drug Addiction (Demerol, Methadones)	c	Male												
		Female												
Other - Dangerous Non-Narcotic Drugs (Barbiturates, Benzadrine)	d	Male												
		Female												
(2) Possession		Male												
Subtotal	185	Female												
Opium or Cocaine and Their Derivatives (Morphine, Heroin, Codeine)	e	Male												
		Female												
Marijuana	f	Male												
		Female												
Synthetic Narcotics-Manufactured Narcotics Which Can Cause True Drug Addiction (Demerol, Methadones)	g	Male												
		Female												
Other - Dangerous Non-Narcotic Drugs (Barbiturates, Benzadrine)	h	Male												
		Female												
Gambling	Total	Male												
		Female												
Bookmaking (Horse and Sport Book)	a	Male												
		Female												
Numbers and Lottery	b	Male												
		Female												
All Other Gambling	c	Male												
		Female												
Offenses Against Family and Children	20	Male					1	1						
		Female							1					
Driving Under The Influence	21	Male					2	2	4					
		Female												
Liquor Laws	22	Male			3	15	35	43	96	1		3		
		Female			7	23	15	26	71	86	2	79		
Drunkenness	23	Male												
		Female												
Disorderly Conduct	24	Male												
		Female												
Vagrancy	25	Male				1		1						
		Female							1					
All Other Offenses (Except Traffic)	26	Male	1	4	5	2	12	4	28					
		Female			5	2	4	7	18	13	1	32		
Suspicion	27	Male												
		Female												
Curfew and Loitering Law Violations	28	Male		4	12	8	4	2	30					
		Female			14	8			22	15	1	36		
Run-Aways	29	Male			4	2	1	1	8					
		Female			1	1	3	1	6	3	1	5		
<b>TOTAL</b>			<b>11</b>	<b>25</b>	<b>101</b>	<b>92</b>	<b>108</b>	<b>110</b>	<b>447</b>	<b>207</b>	<b>11</b>	<b>226</b>		<b>3</b>

# RETURN A - MONTHLY RETURN OF OFFENSES KNOWN TO THE POLICE

84

FORWARD BY 7TH DAY AFTER  
CLOSE OF MONTH TO:

KENAI 1976

1 CLASSIFICATION OF OFFENSES	2 DATA ENTRY	3 OFFENSES REPORTED OR KNOWN TO POLICE (INCLUDE "UNFOUNDED" AND ATTEMPTS)	4 UNFOUNDED, I.E., FALSE OR BASELESS COMPLAINTS	5 NUMBER OF ACTUAL OFFENSES (COLUMN 2 MINUS COLUMN 3) (INCLUDE ATTEMPTS)	6 TOTAL OFFENSES CLEARED BY ARREST OR EXCEPTIONAL MEANS (INCLUDES COL. 6)	7 NUMBER OF CLEARANCES INVOLVING ONLY PERSONS UNDER 18 YEARS OF AGE
1. CRIMINAL HOMICIDE						
a. MURDER AND NONNEGLIGENT MANSLAUGHTER (score attempts as aggravated assaults)	11					
b. MANSLAUGHTER BY NEGLIGENCE	12					
2. FORCIBLE RAPE TOTAL	20	1	1			
a. RAPE BY FORCE	21	1	1			
b. ATTEMPTS TO COMMIT FORCIBLE RAPE	22					
3. ROBBERY TOTAL	30	3		3	1	1
a. FIREARM	31	2		2	1	1
b. KNIFE OR CUTTING INSTRUMENT	32	1		1		
c. OTHER DANGEROUS WEAPON	33					
d. STRONG-ARM (HANDS, FISTS, FEET ETC.)	34					
4. ASSAULT TOTAL	40	32	4	28	21	2
a. FIREARM	41	4		4	3	
b. KNIFE OR CUTTING INSTRUMENT	42	1		1	1	
c. OTHER DANGEROUS WEAPON	43	1		1		
d. HANDS, FISTS, FEET, ETC. - AGGRAVATED INJURY	44	18	2	16	11	2
e. OTHER ASSAULTS-SIMPLE, NOT AGGRAVATED	45	8	2	6	6	
5. BURGLARY TOTAL	50	51	11	40	16	18
a. FORCIBLE ENTRY	51	30	1	29	9	13
b. UNLAWFUL ENTRY - NO FORCE	52	18	8	10	7	5
c. ATTEMPTED FORCIBLE ENTRY	53	3	2	1		
6. LARCENY-THEFT (EXCEPT MOTOR VEHICLE THEFT)	60	130	13	117	27	16
7. MOTOR VEHICLE THEFT TOTAL	70	55	10	45	4	
a. AUTOS	71	21	8	13	2	
b. TRUCKS AND BUSES	72	23	2	21	1	
c. OTHER VEHICLES	73	11		11	1	
GRAND TOTAL	77	272	39	233	69	37

## PROPERTY BY TYPE AND VALUE

KENAI 1976

Type of Property	Data Entry	Value of Property Stolen and Recovered in Your Jurisdiction	
(1)		Stolen (2)	Recovered (3)
(A) Currency, Notes, Etc.	01	22159	11480
(B) Jewelry and Precious Metals	02	855	5
(C) Clothing and Furs	03	1421	156
(D) Locally Stolen Motor Vehicles	04	116872	110922
(E) Office Equipment	05	844	175
(F) Televisions, Radios, Stereos, Etc.	06	3434	2014
(G) Firearms	07	2485	425
(H) Household Goods	08	1270	500
(I) Consumable Goods	09	110	49
(J) Livestock	10		
(K) Miscellaneous	11	14733	4250
TOTAL	00	164183	129976

CLASSIFICATION	DATA ENTRY	Number of Actual Offenses (Column 4 Return A)	Value of Property Stolen (Dollars)
1. MURDER AND NONNEGLIGENT MANSLAUGHTER	12		
2. FORCIBLE RAPE (Total)	20		
3. ROBBERY			
(a) HIGHWAY (Street, Alleys, Etc.)	31		
(b) COMMERCIAL HOUSE (Except C.D.F.)	32	1	
(c) GAS OR SERVICE STATION	33		
(d) CHAIN STORE	34		
(e) RESIDENCE (Anywhere on Premises)	35	1	110
(f) BANK	36		
(g) MISCELLANEOUS	37	1	50
TOTAL ROBBERY	30	3	160
4. ASSAULT (Not Applicable)			
5. BURGLARY -- BREAKING OR ENTERING			
(a) RESIDENCE (Dwelling)		4	400
(1) NIGHT (6 P.M. - 6 A.M.)	51		
(2) DAY (6 A.M. - 6 P.M.)	52	5	780
(3) UNKNOWN	53	4	1200
(b) NON-RESIDENCE (Store, Office, Etc.)			
(1) NIGHT (6 P.M. - 6 A.M.)	54	16	19551
(2) DAY (6 A.M. - 6 P.M.)	55	3	51
(3) UNKNOWN	56	8	1310
TOTAL BURGLARY	50	40	23292
6. LARCENY -- THEFT (Except Vehicle)		37	17448
(a) \$200 AND OVER	61		
(b) \$50 TO \$200	62	47	5440
(c) UNDER \$50	63	33	971
TOTAL LARCENY (Same As Item 6X)	60	117	23859
7. MOTOR VEHICLE THEFT (Include Alleged Joy Ride)	79	45	116872
GRAND TOTAL -- ALL ITEMS	77		164183
ADDITIONAL ANALYSIS OF LARCENY AND AUTO THEFT			
6X. NATURE OF LARCENIES UNDER ITEM 6			
(a) POCKET-PICKING	81	1	150
(b) PURSE-SNATCHING	82	2	232
(c) SHOP-LIFTING	83	4	50
(d) FROM MOTOR VEHICLES (Except E)	84	35	7315
(e) MOTOR VEHICLE PARTS AND ACCESSORIES	85	14	1455
(f) BICYCLES	86	7	826
(g) FROM BUILDINGS (Except C and H)	87	32	7290
(h) FROM ANY COIN-OPERATED MACHINES (Parking Meters, Etc.)	88		
(i) ALL OTHER	89	22	6541
TOTAL LARCENIES (Same As Item 6) --	60	117	23859
7X. MOTOR VEHICLES RECOVERED			
(a) STOLEN LOCALLY AND RECOVERED LOCALLY	91	28	
(b) STOLEN LOCALLY AND RECOVERED BY OTHER JURISDICTIONS	92	13	
(c) TOTAL LOCALLY STOLEN MOTOR VEHICLES RECOVERED	90	41	
(d) STOLEN OUT OF TOWN AND RECOVERED LOCALLY	93	1	



**AGE, SEX AND RACE OF PERSONS ARRESTED**  
 18 years of age and over

86

(Include those released without having been formally charged)

CLASSIFICATION OF OFFENSES		SEX	AGE													AGE					TOTAL	RACE					
			18	19	20	21	22	23	24	25-29	30-34	35-39	40-44	45-49	50-54	55-59	60-64	65 and over	White	Black		Indian	Chinese	Japanese	All Others		
Murder and Nonnegligent Manslaughter	01a	Male																									
		Female																									
Manslaughter by Negligence	01b	Male																									
		Female																									
Forcible Rape	02	Male																									
		Female																									
Robbery	03	Male		1					1										2								
		Female																									
Aggravated Assault (Return A-4a-d)	04	Male			2		1		6		1	2							12	1		1					
		Female	1	1			1												4	15		1					
Burglary--Breaking or Entering	05	Male	1							1									2								
		Female																	1	3							
Larceny--Theft (Except Motor Vehicle Theft)	06	Male	2	1	4	1		1	3										12								
		Female																	1	13							
Motor Vehicle Theft	07	Male	1		2				1										4								
		Female																		3		1					
Other Assaults (Return A-4a)	08	Male					1			1		1							3	2		1					
		Female																									
Arson	09	Male																									
		Female																									
Forgery & Counterfeiting	10	Male																									
		Female																									
Fraud	11	Male									1	1							2	2							
		Female																									
Embezzlement	12	Male																									
		Female																									
Stolen Property; Buying, Receiving, Possessing	13	Male		1	1														2	2							
		Female																									
Vandalism	14	Male																									
		Female																									
Weapons; Carrying, Possessing, etc.	15	Male		1	2		1	1	1		1								7	7							
		Female																									
Prostitution and Commercialized Vice	16	Male																									
		Female																									
Sex Offenses (Except Forcible Rape and Prostitution)	17	Male																									
		Female																									
Drug Abuse Violations	18	Male		1	1		1	1		1	2	1							8	5		3					
		Female																									
Grand Total	180	Male																									
		Female																									
Subtotal	180	Male																									
		Female																									
Opium or Cocaine and Their Derivatives (Morphine, Heroin, Codeine)	a	Male		1	1														2	2							
		Female																									
Marijuana	b	Male																									
		Female																									
Synthetic Narcotics--Manufactured Narcotics Which Can Cause True Drug Addiction (Demerol, Methadones)	c	Male																									
		Female																									
Other--Dangerous Non-Narcotic Drugs (Barbiturates, Benzadrine)	d	Male																									
		Female																									
(2) Possession	185	Male																									
		Female																									
Opium or Cocaine and Their Derivatives (Morphine, Heroin, Codeine)	e	Male																									
		Female																									
Marijuana	f	Male					1	1		1	2	1							6	3		3					
		Female																									
Synthetic Narcotics--Manufactured Narcotics Which Can Cause True Drug Addiction (Demerol, Methadones)	g	Male																									
		Female																									
Other--Dangerous Non-Narcotic Drugs (Barbiturates, Benzadrine)	h	Male																									
		Female																									
Gambling	19	Male																									
		Female																									
Bookmaking (Horse and Sport Book)	a	Male																									
		Female																									
Numbers and Lottery	b	Male																									
		Female																									
All Other Gambling	c	Male																									
		Female																									
Offenses Against Family and Children	20	Male																									
		Female																									
Driving Under The Influence	21	Male	1	4	3	4	6	3	2	9	6	11	9	11	5	4	1	2	81	69		15					
		Female									2			1					3								
Liquor Laws	22	Male	1	2															3	3							
		Female																									
Drunkenness	23	Male								1									2								
		Female																									
Disorderly Conduct	24	Male			1	1	2			1		1							6			2					
		Female											1						1	3		4					
Vagrancy	25	Male																									
		Female																									
All Other Offenses (Except Traffic)	26	Male	2	10	10	6	6	2	1	8	8	4	3	1	1	2			64	58	1	10					
		Female	1		2		1				1								5								
Suspicion	27	Male																									
		Female																									
TOTAL			11	22	28	12	20	8	5	32	23	19	16	13	7	6	1	2	225	186	1	38					

**AGE, SEX AND RACE OF PERSONS ARRESTED, under 18 years of age**  
(Include those released without having been formally charged)

KENAI 1976

87

CLASSIFICATION OF OFFENSES	SEX	AGE						Total Under 18	RACE					
		10 and Under	11-12	13-14	15	16	17		White	Black	Indian	Chinese	Japanese	All Other
Murder and Nonnegligent Manslaughter	01a	Male												
	Female													
Manslaughter by Negligence	01b	Male												
	Female													
Forcible Rape	02	Male												
	Female													
Robbery	03	Male												
	Female													
Aggravated Assault (Return A-4a-d)	04	Male					1	1						
	Female								1					
Burglary--Breaking or Entering	05	Male		7	4		4	15						
	Female								15					
Larceny-Theft (Except Motor Vehicle Theft)	06	Male	1	1	4	3	4	13						
	Female								13					
Motor Vehicle Theft	07	Male			3	1	1	5						
	Female								5					
Other Assaults (Return A - 4e)	08	Male												
	Female													
Arson	09	Male												
	Female													
Forgery and Counterfeiting	10	Male												
	Female													
Fraud	11	Male												
	Female													
Embezzlement	12	Male												
	Female													
Stolen Property; Buying, Receiving, Possessing	13	Male												
	Female													
Vandalism	14	Male	5	1				6						
	Female								5		1			
Weapons; Carrying, Possessing, etc.	15	Male	1	1				2						
	Female								2					
Prostitution and Commercialized Vice	16	Male												
	Female													
Sex Offenses (Except Forcible Rape and Prostitution)	17	Male												
	Female													
Drug Abuse Violations	18	Male					2	2						
	Female		2				1	3	5					
(1) Sale; Manufacturing	180	Male												
	Female													
Opium or Cocaine and their Derivatives (Morphine, Heroin, Codeine)	a	Male												
	Female													
Marijuana	b	Male												
	Female													
Synthetic Narcotics--Manufactured Narcotics Which Can Cause True Drug Addiction (Demerol, Methadones)	c	Male												
	Female													
Other - Dangerous Non-Narcotic Drugs (Barbiturates, Benzadrine)	d	Male												
	Female													
(2) Possession	185	Male												
	Female													
Opium or Cocaine and Their Derivatives (Morphine, Heroin, Codeine)	e	Male												
	Female													
Marijuana	f	Male					2	2						
	Female		2				1	3	5					
Synthetic Narcotics--Manufactured Narcotics Which Can Cause True Drug Addiction (Demerol, Methadones)	g	Male												
	Female													
Other - Dangerous Non-Narcotic Drugs (Barbiturates, Benzadrine)	h	Male												
	Female													
Gambling	19	Male												
	Female													
Bookmaking (Horse and Sport Book)	a	Male												
	Female													
Numbers and Lottery	b	Male												
	Female													
All Other Gambling	c	Male												
	Female													
Offenses Against Family and Children	20	Male												
	Female													
Driving Under The Influence	21	Male												
	Female													
Liquor Laws	22	Male				3	4	4	11					
	Female				1	1	1	3	14					
Drunkenness	23	Male												
	Female													
Disorderly Conduct	24	Male												
	Female													
Vagrancy	25	Male												
	Female													
All Other Offenses (Except Traffic)	26	Male		3	1	1	6	11						
	Female			1		1		2	13					
Suspicion	27	Male												
	Female													
Curfew and Loitering Law Violations	28	Male				1	1	2						
	Female								2					
Run-Aways	29	Male				1		1						
	Female			2	2			4	6					
<b>TOTAL</b>		6	4	15	20	13	24	82	81		1			

# RETURN A - MONTHLY RETURN OF OFFENSES KNOWN TO THE POLICE

88

FORWARD BY 7TH DAY AFTER  
CLOSE OF MONTH TO:

KETCHIKAN 1976

1 CLASSIFICATION OF OFFENSES	2 OFFENSES REPORTED OR KNOWN TO POLICE (INCLUDE "UNFOUNDED" AND ATTEMPTS)	3 UNFOUNDED, I.E., FALSE OR BASELESS COMPLAINTS	4 NUMBER OF ACTUAL OFFENSES (COLUMN 2 MINUS COLUMN 3) (INCLUDE ATTEMPTS)	5 TOTAL OFFENSES CLEARED BY ARREST OR EXCEPTIONAL MEANS (INCLUDES COL. 6)	6 NUMBER OF CLEARANCES INVOLVING ONLY PERSONS UNDER 18 YEARS OF AGE
<b>1. CRIMINAL HOMICIDE</b>					
a. MURDER AND NONNEGLIGENT MANSLAUGHTER (score attempts as aggravated assaults)	1		1	1	
b. MANSLAUGHTER BY NEGLIGENCE					
<b>2. FORCIBLE RAPE TOTAL</b>	3	1	2	2	1
a. RAPE BY FORCE	1	1			
b. ATTEMPTS TO COMMIT FORCIBLE RAPE	2		2	2	1
<b>3. ROBBERY TOTAL</b>	8		8	4	
a. FIREARM	1		1	1	
b. KNIFE OR CUTTING INSTRUMENT	1		1	1	
c. OTHER DANGEROUS WEAPON					
d. STRONG-ARM (HANDS, FISTS, FEET ETC.)	6		6	2	
<b>4. ASSAULT TOTAL</b>	240	4	236	188	38
a. FIREARM	10	2	8	3	
b. KNIFE OR CUTTING INSTRUMENT	11		11	9	3
c. OTHER DANGEROUS WEAPON	7		7	5	1
d. HANDS, FISTS, FEET, ETC. - AGGRAVATED INJURY	24		24	21	5
e. OTHER ASSAULTS-SIMPLE, NOT AGGRAVATED	188	2	186	150	29
<b>5. BURGLARY TOTAL</b>	155	5	150	18	11
a. FORCIBLE ENTRY	77	3	74	13	7
b. UNLAWFUL ENTRY - NO FORCE	48	1	47	5	4
c. ATTEMPTED FORCIBLE ENTRY	30	1	29		
<b>6. LARCENY-THEFT (EXCEPT MOTOR VEHICLE THEFT)</b>	537	17	520	127	104
<b>7. MOTOR VEHICLE THEFT TOTAL</b>	116	7	109	17	7
a. AUTOS	93	5	88	14	6
b. TRUCKS AND BUSES	13	1	12	3	1
c. OTHER VEHICLES	10	1	9		
<b>GRAND TOTAL</b>	1060	34	1026	357	161

## PROPERTY BY TYPE AND VALUE KETCHIKAN 1976

Type of Property	Data Entry	Value of Property Stolen and Recovered in Your Jurisdiction	
(1)		Stolen (2)	Recovered (3)
(A) Currency, Notes, Etc.	01	15,232	4,753
(B) Jewelry and Precious Metals	02	15,715	3,225
(C) Clothing and Furs	03	2,755	1,022
(D) Locally Stolen Motor Vehicles	04	187,300	155,500
(E) Office Equipment	05	762	
(F) Televisions, Radios, Stereos, Etc.	06	15,070	4,915
(G) Firearms	07	3,333	410
(H) Household Goods	08	1,513	275
(I) Consumable Goods	09	391	223
(J) Livestock	10		
(K) Miscellaneous	11	65,180	42,679
<b>TOTAL</b>	00	307,251	213,002

CLASSIFICATION	DATA ENTRY	Number of Actual Offenses (Column 4 Return A)	Value of Property Stolen (Dollars)
1. MURDER AND NONNEGLIGENT MANSLAUGHTER	12	1	
2. FORCIBLE RAPE (Total)	20	2	
3. ROBBERY			
(a) HIGHWAY (Streets, Alleys, Etc.)	21	6	975
(b) COMMERCIAL HOUSE (Except C.D.F.)	32	1	350
(c) GAS OR SERVICE STATION	33		
(d) CHAIN STORE	34		
(e) RESIDENCE (Anywhere on Premises)	35		
(f) BANK	36	1	
(g) MISCELLANEOUS	37		
TOTAL ROBBERY	30	8	1325
4. ASSAULT (Not Applicable)			
5. BURGLARY - BREAKING OR ENTERING			
(a) RESIDENCE (Dwelling)			
(1) NIGHT (6 P.M. - 6 A.M.)	51	24	4013
(2) DAY (6 A.M. - 6 P.M.)	52	28	5371
(3) UNKNOWN	54	10	4590
(b) NON-RESIDENCE (Store, Office, Etc.)			
(1) NIGHT (6 P.M. - 6 A.M.)	55	51	19252
(2) DAY (6 A.M. - 6 P.M.)	56	5	58
(3) UNKNOWN	58	32	30
TOTAL BURGLARY	50	150	33314
6. LARCENY - THEFT (Except Vehicle)		96	66291
(a) \$200 AND OVER	61		
(b) \$50 TO \$200	62	166	15515
(c) UNDER \$50	63	258	3506
TOTAL LARCENY (Same As Item 6X)	60	520	85312
7. MOTOR VEHICLE THEFT (Include Alleged Joy Ride)	70	109	187300
GRAND TOTAL - ALL ITEMS	77		307251
ADDITIONAL ANALYSIS OF LARCENY AND AUTO THEFT			
6X. NATURE OF LARCENIES UNDER ITEM 6			
(a) POCKET-PICKING	61	7	1974
(b) PURSE SNATCHING	62		
(c) SHOPLIFTING	63	104	632
(d) FROM MOTOR VEHICLES (Except E)	64	54	5967
(e) MOTOR VEHICLE PARTS AND ACCESSORIES	65	57	3286
(f) BICYCLES	66	77	6023
(g) FROM BUILDINGS (Except C and H)	67	114	21921
(h) FROM ANY COIN OPERATED MACHINES (Parking Meters, Etc.)	68	4	94
(i) ALL OTHER	69	103	45415
TOTAL LARCENIES (Same As Item 6)	60	520	85312
7X. MOTOR VEHICLES RECOVERED			
(a) STOLEN LOCALLY AND RECOVERED LOCALLY	91	104	
(b) STOLEN LOCALLY AND RECOVERED BY OTHER JURISDICTIONS	92	8	
(c) TOTAL LOCALLY STOLEN MOTOR VEHICLES RECOVERED	93	112	
(d) STOLEN OUT OF TOWN AND RECOVERED LOCALLY	93		





**AGE, SEX AND RACE OF PERSONS ARRESTED, under 18 years of age**  
(Include those released without having been formally charged)

Ketchikan  
1976

91

CLASSIFICATION OF OFFENSES		SEX	AGE						Total Under 18	RACE					
			10 and Under	11-12	13-14	15	16	17		White	Black	Indian	Chi- nese	Japa- nese	All Other
Murder and Nonnegligent Manslaughter	01a	Male						1	1						
		Female										1			
Manslaughter by Negligence	01b	Male													
		Female													
Forcible Rape	02	Male			1				1						
		Female								1					
Robbery	03	Male													
		Female													
Aggravated Assault (Return A-4a-d)	04	Male			2		2	1	5						
		Female			1				1	4		2			
Burglary--Breaking or Entering	05	Male	1	2	11	3	1	1	19						
		Female								13		6			
Larceny-Theft (Except Motor Vehicle Theft)	06	Male	13	11	24	13	4	4	69						
		Female	10	13	19	6	3	2	53	75		46			1
Motor Vehicle Theft	07	Male			2	2	2	2	8						
		Female			1			1	2	6		4			
Other Assaults (Return A - 4c)	08	Male		2	7	5	3	11	28						
		Female			1	1		1	4	14		17			1
Arson	09	Male													
		Female													
Forgery and Counterfeiting	10	Male													
		Female													
Fraud	11	Male													
		Female													
Embezzlement	12	Male													
		Female													
Stolen Property, Buying, Receiving, Possessing	13	Male			1	2			3						
		Female								3					
Vandalism	14	Male	3	2	2	5	1	3	16						
		Female								13	1	3			
Weapons; Carrying, Possessing, etc.	15	Male		3	2	2		3	10						
		Female				1			1	6	1	4			
Prostitution and Commercialized Vice	16	Male													
		Female													
Sex Offenses (Except Forcible Rape and Prostitution)	17	Male			1				1	1					
		Female													
Drug Abuse Violations	18	Male		1	9	1	5	3	19						
		Female		1		2			3	12		10			
(1) Sale: Manufacturing	180	Male													
		Female													
Opium or Cocaine and their Derivatives (Morphine, Heroin, Codeine)	a	Male													
		Female													
Marijuana	b	Male			1		2	1	4						
		Female								3		1			
Synthetic Narcotics--Manufactured Narcotics Which Can Cause True Drug Addiction (Demoral, Methadones)	c	Male													
		Female													
Other - Dangerous Non-Narcotic Drugs (Barbiturates, Benzadrine)	d	Male													
		Female													
(2) Possession	185	Male		1	8	1	3	2	15						
		Female		1		2			3	9		9			
Opium or Cocaine and Their Derivatives (Morphine, Heroin, Codeine)	e	Male													
		Female													
Marijuana	f	Male													
		Female													
Synthetic Narcotics--Manufactured Narcotics Which Can Cause True Drug Addiction (Demoral, Methadones)	g	Male													
		Female													
Other - Dangerous Non-Narcotic Drugs (Barbiturates, Benzadrine)	h	Male													
		Female													
Gambling	19	Male													
		Female													
Bookmaking (Horse and Sport Book)	a	Male													
		Female													
Numbers and Lottery	b	Male													
		Female													
All Other Gambling	c	Male													
		Female													
Offenses Against Family and Children	20	Male			1				1	1					
		Female													
Driving Under The Influence	21	Male					1	3	4						
		Female								3		1			
Liquor Laws	22	Male		6	16	33	45	100							
		Female		5	14	15	9	11	54	82		69			3
Drunkenness	23	Male													
		Female													
Disorderly Conduct	24	Male			2	1	10	5	18						
		Female			4	2		1	7	12		13			
Vagrancy	25	Male													
		Female													
All Other Offenses (Except Traffic)	26	Male	11	8	27	10	7	9	72						
		Female	2	1	4	3		1	11	54		29			
Suspicion	27	Male				1	2		3						
		Female								3					
Curfew and Licensing Law Violations	28	Male	2	4	19	19	22	30	96						
		Female	5	2	38	19	9	5	78	102		69			3
Run-Aways	29	Male			1	2	1	1	5						
		Female		1	11	9	3		24	21		8			
<b>TOTAL</b>			<b>48</b>	<b>56</b>	<b>211</b>	<b>141</b>	<b>118</b>	<b>144</b>	<b>718</b>	<b>426</b>	<b>2</b>	<b>282</b>			<b>8</b>

# RETURN A - MONTHLY RETURN OF OFFENSES KNOWN TO THE POLICE

92

 FORWARD BY 7TH DAY AFTER  
CLOSE OF MONTH TO:

PETERSBURG 1976

1 CLASSIFICATION OF OFFENSES	2 DATA ENTRY	3 OFFENSES REPORTED OR KNOWN TO POLICE (INCLUDE "UNFOUNDED" AND ATTEMPTS)	4 UNFOUNDED, I.E., FALSE OR BASELESS COMPLAINTS	5 NUMBER OF ACTUAL OFFENSES (COLUMN 2 MINUS COLUMN 3) (INCLUDE ATTEMPTS)	6 TOTAL OFFENSES CLEARED BY ARREST OR EXCEPTIONAL MEANS (INCLUDES COL. 6)	7 NUMBER OF CLEARANCES INVOLVING ONLY PERSONS UNDER 18 YEARS OF AGE
1. CRIMINAL HOMICIDE						
a. MURDER AND NONNEGUGENT MANSLAUGHTER (Include attempts as aggravated assaults)	11					
b. MANSLAUGHTER BY NEGLIGENCE	12					
2. FORCIBLE RAPE TOTAL	20					
a. RAPE BY FORCE	21					
b. ATTEMPTS TO COMMIT FORCIBLE RAPE	22					
3. ROBBERY TOTAL	30					
a. FIREARM	31					
b. KNIFE OR CUTTING INSTRUMENT	32					
c. OTHER DANGEROUS WEAPON	33					
d. STRONG-ARM (HANDS, FISTS, FEET ETC.)	34					
4. ASSAULT TOTAL	40	7		7	7	3
a. FIREARM	41					
b. KNIFE OR CUTTING INSTRUMENT	42					
c. OTHER DANGEROUS WEAPON	43					
d. HANDS, FISTS, FEET, ETC. - AGGRAVATED INJURY	44	2		2	2	1
e. OTHER ASSAULTS-SIMPLE, NOT AGGRAVATED	45	5		5	5	2
5. BURGLARY TOTAL	50	9		9	4	3
a. FORCIBLE ENTRY	51	5		5	4	3
b. UNLAWFUL ENTRY - NO FORCE	52	3		3		
c. ATTEMPTED FORCIBLE ENTRY	53	1		1		
6. LARCENY-THEFT (EXCEPT MOTOR VEHICLE THEFT)	60	98	3	95	17	6
7. MOTOR VEHICLE THEFT TOTAL	70	8	3	5	1	
a. AUTOS	71	6	2	4	1	
b. TRUCKS AND BUSES	72	1		1		
c. OTHER VEHICLES	73	1	1			
GRAND TOTAL	77	122	6	116	29	12

## PROPERTY BY TYPE AND VALUE PETERSBURG 1976

Type of Property	Data Entry	Value of Property Stolen and Recovered in Your Jurisdiction	
(1)		Stolen (2)	Recovered (3)
(A) Currency, Notes, Etc.	01	378	100
(B) Jewelry and Precious Metals	02	5975	475
(C) Clothing and Furs	03	2018	2000
(D) Locally Stolen Motor Vehicles	04	9500	9500
(E) Office Equipment	05		
(F) Televisions, Radios, Stereos, Etc.	06	2921	734
(G) Firearms	07	3202	2652
(H) Household Goods	08		
(I) Consumable Goods	09	915	900
(J) Livestock	10		
(K) Miscellaneous	11	13955	2984
TOTAL	00	38864	19345



CLASSIFICATION	DATA ENTRY	Number of Actual Offenses (Column 4 Return A)	Value of Property Stolen (Dollars)
1. MURDER AND NONNEGLIGENT MANSLAUGHTER	12		
2. FORCIBLE RAPE (Total)	20		
3. ROBBERY			
(a) HIGHWAY (Streets, Alleys, Etc.)	31		
(b) COMMERCIAL HOUSE (Except C.D.F.)	32		
(c) GAS OR SERVICE STATION	33		
(d) CHAIN STORE	34		
(e) RESIDENCE (Anywhere on Premises)	35		
(f) BANK	36		
(g) MISCELLANEOUS	37		
TOTAL ROBBERY	50		
4. ASSAULT (Not Applicable)			
5. BURGLARY -- BREAKING OR ENTERING			
(a) RESIDENCE (Dwelling)			
(1) NIGHT (6 P.M. - 6 A.M.)	51		
(2) DAY (6 A.M. - 6 P.M.)	52		
(3) UNKNOWN	53		
(b) NON-RESIDENCE (Store, Office, Etc.)			
(1) NIGHT (6 P.M. - 6 A.M.)	54	8	6721
(2) DAY (6 A.M. - 6 P.M.)	55	1	
(3) UNKNOWN	56		
TOTAL BURGLARY	50	9	6721
6. LARCENY -- THEFT (Except Vehicle)		15	16070
(a) \$200 AND OVER	61		
(b) \$50 TO \$200	62	50	5744
(c) UNDER \$50	63	30	829
TOTAL LARCENY (Same As Item 6X)	50	95	22643
7. MOTOR VEHICLE THEFT (Include Alleged Joy Ride)	70	5	9500
GRAND TOTAL -- ALL ITEMS	72		38864
ADDITIONAL ANALYSIS OF LARCENY AND AUTO THEFT			
6X. NATURE OF LARCENIES UNDER ITEM 6			
(a) POCKET PICKING	81		
(b) PURSE SNATCHING	82		
(c) SHOPLIFTING	83	5	371
(d) FROM MOTOR VEHICLES (Except E)	84	10	1445
(e) MOTOR VEHICLE PARTS AND ACCESSORIES	85	9	324
(f) BICYCLES	86	21	1625
(g) FROM BUILDINGS (Item C and H)	87	17	9182
(h) FROM ANY COIN OPERATED MACHINES (Parking Meters, Etc.)	88		
(i) ALL OTHER	89	33	9696
TOTAL LARCENIES (Same As Item 6)	60	95	22643
7X. MOTOR VEHICLES RECOVERED			
(a) STOLEN LOCALLY AND RECOVERED LOCALLY	91	5	
(b) STOLEN LOCALLY AND RECOVERED BY OTHER JURISDICTIONS	92		
(c) TOTAL LOCALLY STOLEN MOTOR VEHICLES RECOVERED	90	5	
(d) STOLEN OUT OF TOWN, RECOVERED LOCALLY	93		

**AGE, SEX AND RACE OF PERSONS ARRESTED**  
18 years of age and over

Petersburg  
1976

94

(Include those released without having been formally charged)

CLASSIFICATION OF OFFENSES		SEX	AGE														AGE				TOTAL	RACE					
			18	19	20	21	22	23	24	25-29	30-34	35-39	40-44	45-49	50-54	55-59	60-64	65 and over	White	Black		Indian	Chi- nese	Japa- nese	All Others		
Murder and Nonnegligent Manslaughter	01a	Male																									
		Female																									
Manslaughter by Negligence	01b	Male																									
		Female																									
Forcible Rape	02	Male																									
		Female																									
Robbery	03	Male																									
		Female																									
Aggravated Assault (Return A-4a-d)	04	Male																									
		Female																									
Burglary--Breaking or Entering	05	Male	1								1		1						3			1		2			
		Female																									
Larceny--Theft (Except Motor Vehicle Theft)	06	Male																									
		Female																									
Motor Vehicle Theft	07	Male			1														1			1					
		Female																									
Other Assaults (Return A-4e)	08	Male	1		1			1								1			4			4					
		Female																									
Arson	09	Male																									
		Female																									
Forgery & Counterfeiting	10	Male																									
		Female																									
Fraud	11	Male																									
		Female																									
Embezzlement	12	Male																									
		Female																									
Stolen Property; Buying, Receiving, Possessing	13	Male		1															1			1					
		Female																									
Vandalism	14	Male																									
		Female																									
Weapons; Carrying, Possessing, etc.	15	Male		1	1														2			2					
		Female																									
Prostitution and Commercialized Vice	16	Male																									
		Female																									
Sex Offenses (Except Forcible Rape and Prostitution)	17	Male																									
		Female																									
Drug Abuse		Male	2				1												3			3					
Violations		Female																									
(1) Sale Manufacturing		Male																									
Subtotal 180		Female																									
Opium or Cocaine and Their Derivatives (Morphine, Heroin, Codeine)	a	Male																									
		Female																									
Marijuana	b	Male	2																2			2					
		Female																									
Synthetic Narcotics-Manu- factured Narcotics Which Can Cause True Drug Addic- tion (Demerol, Methadones)	c	Male																									
		Female																									
Other-Dangerous Non- Narcotic Drugs (Barbiturates, Benzadrine)	d	Male																									
		Female																									
(2) Possession		Male																									
Subtotal 185		Female																									
Opium or Cocaine and Their Derivatives (Morphine, Heroin, Codeine)	e	Male																									
		Female																									
Marijuana	f	Male				1													1			1					
		Female																									
Synthetic Narcotics-Manu- factured Narcotics Which Can Cause True Drug Addic- tion (Demerol, Methadones)	g	Male																									
		Female																									
Other-Dangerous Non- Narcotic Drugs (Barbiturates, Benzadrine)	h	Male																									
		Female																									
Gambling	19	Male																									
		Female																									
Bookmaking (Horse and Sport Book)	a	Male																									
		Female																									
Numbers and Lottery	b	Male																									
		Female																									
All Other Gambling	c	Male																									
		Female																									
Offenses Against Family and Children	20	Male																									
		Female																									
Driving Under The Influence	21	Male	1		1	2				3	1			1	2	1			12			11		1			
		Female																									
Liquor Laws	22	Male	1	1								1							3			2		1			
		Female																									
Drunkenness	23	Male																									
		Female																									
Disorderly Conduct	24	Male			1		1			1	3			1					7			5		2			
		Female																									
Vagrancy	25	Male																									
		Female																									
All Other Offenses (Except Traffic)	26	Male	2	1	1							1	1						6			5		1			
		Female																									
Suspicion	27	Male																									
		Female																									
TOTAL			8	4	6	2	2	1			4	5	2	2	2	2			42			35	1	6			

**AGE, SEX AND RACE OF PERSONS ARRESTED, under 18 years of age**  
(Include those released without having been formally charged)

PETERSBURG 1976 95

CLASSIFICATION OF OFFENSES	SEX	AGE						Total Under 18	RACE					
		10 and Under	11-12	13-14	15	16	17		White	Black	Indian	Chinese	Japanese	All Other
Murder and Nonnegligent Manslaughter	01a	Male												
		Female												
Manslaughter by Negligence	01b	Male												
		Female												
Forcible Rape	02	Male												
		Female												
Robbery	03	Male												
		Female												
Aggravated Assault (Return A-4a-d)	04	Male				1		1		1				
		Female												
Burglary--Breaking or Entering	05	Male		1	3		2	6	4		2			
		Female												
Larceny-Theft (Except Motor Vehicle Theft)	06	Male		2		1		3	1		2			
		Female												
Motor Vehicle Theft	07	Male												
		Female												
Other Assaults (Return A - 4a)	08	Male			1	1		2		1	1			
		Female												
Arson	09	Male												
		Female												
Forgery and Counterfeiting	10	Male												
		Female												
Fraud	11	Male												
		Female												
Embezzlement	12	Male												
		Female												
Stolen Property; Buying, Receiving, Possessing	13	Male												
		Female												
Vandalism	14	Male		1		1		2	1		1			
		Female												
Weapons; Carrying, Possessing, etc.	15	Male												
		Female												
Prostitution and Commercialized Vice	16	Male												
		Female												
Sex Offenses (Except Forcible Rape and Prostitution)	17	Male												
		Female												
Drug Abuse Violations	18	Male												
		Female												
(1) Sale/Manufacturing	180	Male												
		Female												
Opium or Cocaine and their Derivatives (Morphine, Heroin, Codeine)	a	Male												
		Female												
Marijuana	b	Male												
		Female												
Synthetic Narcotics--Manufactured Narcotics Which Can Cause True Drug Addiction (Demerol, Methadones)	c	Male												
		Female												
Other - Dangerous Non-Narcotic Drugs (Barbiturates, Benzadrine)	d	Male												
		Female												
(2) Possession	185	Male												
		Female												
Opium or Cocaine and Their Derivatives (Morphine, Heroin, Codeine)	e	Male												
		Female												
Marijuana	f	Male												
		Female												
Synthetic Narcotics--Manufactured Narcotics Which Can Cause True Drug Addiction (Demerol, Methadones)	g	Male												
		Female												
Other - Dangerous Non-Narcotic Drugs (Barbiturates, Benzadrine)	h	Male												
		Female												
Gambling	19	Male												
		Female												
Bookmaking (Horse and Sport Book)	a	Male												
		Female												
Numbers and Lottery	b	Male												
		Female												
All Other Gambling	c	Male												
		Female												
Offenses Against Family and Children	20	Male												
		Female												
Driving Under The Influence	21	Male					1	2	3					
		Female												
Liquor Laws	22	Male						2	2	2				
		Female												
Drunkenness	23	Male				1		1						
		Female												
Disorderly Conduct	24	Male												
		Female												
Vagrancy	25	Male												
		Female												
All Other Offenses (Except Traffic)	26	Male				5	3	8	5	2	1			
		Female												
Suspicion	27	Male												
		Female												
Curfew and Loitering Law Violations	28	Male		1	2	2	1	6	3					
		Female												
Run-Aways	29	Male												
		Female												
<b>TOTAL</b>			1	8	6	12	9	36	18	4	14			

# RETURN A - MONTHLY RETURN OF OFFENSES KNOWN TO THE POLICE

96

FORWARD BY 7TH DAY AFTER  
CLOSE OF MONTH TO:

SITKA 1976

1 CLASSIFICATION OF OFFENSES	2 DATA ENTRY	3 OFFENSES REPORTED OR KNOWN TO POLICE (INCLUDE "UNFOUNDED" AND ATTEMPTS)	4 UNFOUNDED, I.E., FALSE OR BASELESS COMPLAINTS	5 NUMBER OF ACTUAL OFFENSES (COLUMN 2 MINUS COLUMN 3) (INCLUDE ATTEMPTS)	6 TOTAL OFFENSES CLEARED BY ARREST OR EXCEPTIONAL MEANS (INCLUDES COL. 6)	7 NUMBER OF CLEARANCES INVOLVING ONLY PERSONS UNDER 18 YEARS OF AGE
<b>1. CRIMINAL HOMICIDE</b>						
a. MURDER AND NONNEGLIGENT MANSLAUGHTER (score attempts as aggravated assaults)	11					
b. MANSLAUGHTER BY NEGLIGENCE	12					
<b>2. FORCIBLE RAPE</b> <b>TOTAL</b>	20	4	2	2	2	
a. RAPE BY FORCE	21	3	2	1	2	
b. ATTEMPTS TO COMMIT FORCIBLE RAPE	22	1		1		
<b>3. ROBBERY</b> <b>TOTAL</b>	30	1		1		
a. FIREARM	31					
b. KNIFE OR CUTTING INSTRUMENT	32					
c. OTHER DANGEROUS WEAPON	33					
d. STRONG-ARM (HANDS, FISTS, FEET ETC.)	34	1		1		
<b>4. ASSAULT</b> <b>TOTAL</b>	40	108	10	98	64	5
a. FIREARM	41	1		1		
b. KNIFE OR CUTTING INSTRUMENT	42	2	1	1	2	
c. OTHER DANGEROUS WEAPON	43	2		2	2	
d. HANDS, FISTS, FEET, ETC. - AGGRAVATED INJURY	44	6		6	6	
e. OTHER ASSAULTS-SIMPLE, NOT AGGRAVATED	45	97	9	88	54	5
<b>5. BURGLARY</b> <b>TOTAL</b>	50	78	11	67	20	12
a. FORCIBLE ENTRY	51	29	4	25	10	5
b. UNLAWFUL ENTRY - NO FORCE	52	34	5	29	7	4
c. ATTEMPTED FORCIBLE ENTRY	53	15	2	13	3	3
<b>6. LARCENY-THEFT</b> (EXCEPT MOTOR VEHICLE THEFT)	60	378	26	352	63	26
<b>7. MOTOR VEHICLE THEFT</b> <b>TOTAL</b>	70	50	9	41	13	7
a. AUTOS	71	23	5	18	7	3
b. TRUCKS AND BUSES	72	22	4	18	5	3
c. OTHER VEHICLES	73	5		5	1	1
<b>GRAND TOTAL</b>	77	619	58	561	162	50

## PROPERTY BY TYPE AND VALUE

SITKA 1976

Type of Property	Data Entry	Value of Property Stolen and Recovered in Your Jurisdiction	
(1)		Stolen (2)	Recovered (3)
(A) Currency, Notes, Etc.	01	41,823	22,297
(B) Jewelry and Precious Metals	02	11,732	4,150
(C) Clothing and Furs	03	1,435	124
(D) Locally Stolen Motor Vehicles	04	127,700	119,760
(E) Office Equipment	05		
(F) Televisions, Radios, Stereos, Etc.	06	7,966	988
(G) Firearms	07	3,115	2,205
(H) Household Goods	08	8,630	2,525
(I) Consumable Goods	09	2,717	946
(J) Livestock	10	150	150
(K) Miscellaneous	11	46,243	22,988
<b>TOTAL</b>	00	251,511	176,133



CLASSIFICATION	CLASSIFICATION	Number of Actual Offenses (Column 4 Return A)	Value of Property Stolen (Dollars)
1. MURDER AND NONNEGLIGENT MANSLAUGHTER	12		
2. FORCIBLE RAPE (Total)	20	2	3
3. ROBBERY		1	
(a) HIGHWAY (Streets, Alleys, Etc.)	31		
(b) COMMERCIAL HOUSE (Except C.D.F.)	32		
(c) GAS OR SERVICE STATION	33		
(d) CHAIN STORE	34		
(e) RESIDENCE (Anywhere on Premises)	35		
(f) BANK	36		
(g) MISCELLANEOUS	37		
TOTAL ROBBERY	30	1	3
4. ASSAULT (Not Applicable)			
5. BURGLARY -- BREAKING OR ENTERING		15	27,505
(a) RESIDENCE (Dwelling)			
(1) NIGHT (6 P.M. - 6 A.M.)	51		
(2) DAY (6 A.M. - 6 P.M.)	52	12	5026
(2) UNKNOWN	53	12	2824
(b) NON-RESIDENCE (Store, Office, Etc.)			
(1) NIGHT (5 P.M. - 6 A.M.)	54	24	5840
(2) DAY (6 A.M. - 6 P.M.)	55		
(2) UNKNOWN	56	4	642
TOTAL BURGLARY	50	67	41,837
6. LARCENY -- THEFT (Except Vehicle)			
(a) \$200 AND OVER	61	90	65,695
(b) \$50 TO \$200	62	138	13,810
(c) UNDER \$50	63	124	2,466
TOTAL LARCENY (Same As Item 6X)	60	352	81,971
7. MOTOR VEHICLE THEFT (Include Alleged Joy Ride)	70	41	127,700
GRAND TOTAL -- ALL ITEMS	77		251,511
ADDITIONAL ANALYSIS OF LARCENY AND AUTO THEFT			
6X. NATURE OF LARCENIES UNDER ITEM 6		2	15
(a) POCKET PICKING	81		
(b) PURSE SNATCHING	82	5	981
(c) SHOPLIFTING	83	26	646
(d) FROM MOTOR VEHICLES (Except E)	84	56	6,354
(e) MOTOR VEHICLE PARTS AND ACCESSORIES	85	20	874
(f) BICYCLES	86	71	5,890
(g) FROM BUILDINGS (Except C and H)	87	76	26,654
(h) FROM ANY COIN-OPERATED MACHINES (Parking Meters, Etc.)	88	3	30
(i) ALL OTHER	89	93	40,527
TOTAL LARCENIES (Same As Item 6)	80	352	81,971
7X. MOTOR VEHICLES RECOVERED			
(a) STOLEN LOCALLY AND RECOVERED LOCALLY	91	7	
(b) STOLEN LOCALLY AND RECOVERED BY OTHER JURISDICTIONS	92		
(c) TOTAL LOCALLY STOLEN MOTOR VEHICLES RECOVERED	90	7	
(d) MOTOR VEHICLE STOLEN AND RECOVERED LOCALLY	93		

**AGE, SEX AND RACE OF PERSONS ARRESTED**  
18 years of age and over

Sitka  
1976

98

(Include those released without having been formally charged)

CLASSIFICATION OF OFFENSES		SEX	AGE														AGE				TOTAL	RACE					
			18	19	20	21	22	23	24	25-29	30-34	35-39	40-44	45-49	50-54	55-59	60-64	65 and over	White	Black		Indian	Chinese	Japanese	All Others		
Murder and Nonnegligent Manslaughter	01a	Male													1				1								
		Female																				1					
Manslaughter by Negligence	01b	Male																									
		Female																									
Forcible Rape	02	Male					1												1								
		Female																		1							
Robbery	03	Male																									
		Female																									
Aggravated Assault (Return A-4-a-d)	04	Male	1	1						1									3				1		2		
		Female																									
Burglary--Breaking or Entering	05	Male	1		2														3						3		
		Female																									
Larceny--Theft (Except Motor Vehicle Theft)	06	Male		3						1	2								6								
		Female													1				2			4		4			
Motor Vehicle Theft	07	Male				1	1												2								
		Female																							3		
Other Assaults (Return A-4e)	08	Male	1	3	3	1	1	3		3	1	2	3		2				23								
		Female			1									1					2			11		14			
Arson	09	Male																									
		Female																									
Forgery & Counterfeiting	10	Male																									
		Female																									
Fraud	11	Male																									
		Female						1		2									3			2		1			
Embezzlement	12	Male																									
		Female																									
Stolen Property; Buying, Receiving, Possessing	13	Male																									
		Female																									
Vandalism	14	Male																									
		Female																									
Weapons; Carrying, Possessing, etc.	15	Male																									
		Female																	1			1					
Prostitution and Commercialized Vice	16	Male																									
		Female																									
Sex Offenses (Except Forcible Rape and Prostitution)	17	Male			2								1	1					4								
		Female		1															1			4		1			
Drug Abuse Violations	18	Male		1						1									2								
		Female																				2					
(1) Sale; Manufacturing	180	Male																									
		Female																									
Opium or Cocaine and Their Derivatives (Morphine, Heroin, Codeine)	a	Male																									
		Female																									
Marijuana	b	Male																									
		Female																									
Synthetic Narcotics--Manufactured Narcotics Which Can Cause True Drug Addiction (Demerol, Methadones)	c	Male																									
		Female																									
Other--Dangerous Non-Narcotic Drugs (Barbiturates, Benzadrine)	d	Male																									
		Female																									
(2) Possession	185	Male																									
		Female																									
Opium or Cocaine and Their Derivatives (Morphine, Heroin, Codeine)	e	Male								1									1								
		Female																				1					
Marijuana	f	Male		1															1			1					
		Female																									
Synthetic Narcotics--Manufactured Narcotics Which Can Cause True Drug Addiction (Demerol, Methadones)	g	Male																									
		Female																									
Other--Dangerous Non-Narcotic Drugs (Barbiturates, Benzadrine)	h	Male																									
		Female																									
Gambling	19	Male																									
		Female																									
Bookmaking (Horse and Sport Book)	a	Male																									
		Female																									
Numbers and Lottery	b	Male																									
		Female																									
All Other Gambling	c	Male																									
		Female																									
Offense Against Family and Children	20	Male		1	2														3								
		Female																									
Driving Under The Influence	21	Male	2	3	2	5	3	1	5	5	5	3	5	2	3				44					3			
		Female					1			1	3	1							7			34		17			
Liquor Laws	22	Male	10		1					1					1				13								
		Female	1																1			2		12			
Drunkenness	23	Male																									
		Female																									
Disorderly Conduct	24	Male	8	8	3	4	2	1		3	2	1	1	2	3	1	1		40								
		Female		2															2			25		17			
Vagrancy	25	Male			2	2		1		1	3	2	2	2	5	1	1		22								
		Female																	3			12		13			
All Other Offenses (Except Traffic)	26	Male	1	2	3		1	1	2	4	6	3	1	1	2	1	3		32								
		Female	2												1				3			20		15			
Suspicion	27	Male																									
		Female																									
TOTAL			27	27	23	13	10	8	7	23	22	13	13	9	20	3	6	1	225	119			106				



CLASSIFICATION OF OFFENSES		SEX	AGE							Total Under 18	RACE					
			10 and Under	11-12	13-14	15	16	17	White		Black	Indian	Chinese	Japanese	All Other	
Murder and Nonnegligent Manslaughter	01a	Male														
		Female														
Manslaughter by Negligence	01b	Male														
		Female														
Forcible Rape	02	Male														
		Female														
Robbery	03	Male														
		Female														
Aggravated Assault (Return A-4a-d)	04	Male														
		Female														
Burglary--Breaking or Entering	05	Male	1		7	2	2	2	14	8		6				
		Female														
Larceny-Theft (Except Motor Vehicle Theft)	06	Male	2	1	2	3	1		9	8		4				
		Female														
Motor Vehicle Theft	07	Male					2	2	4	1		3				
		Female														
Other Assaults (Return A - 4e)	08	Male														
		Female														
Arson	09	Male														
		Female														
Forgery and Counterfeiting	10	Male														
		Female														
Fraud	11	Male														
		Female														
Embezzlement	12	Male														
		Female														
Stolen Property; Buying, Receiving, Possessing	13	Male														
		Female														
Vandalism	14	Male	2			1			3	2		1				
		Female														
Weapons; Carrying, Possessing, etc.	15	Male														
		Female														
Prostitution and Commercialized Vice	16	Male														
		Female														
Sex Offenses (Except Forcible Rape and Prostitution)	17	Male														
		Female														
Drug Abuse Violations	18	Male					2		2	1		1				
		Female														
(1) Sale/Manufacturing		Male														
Subtotal	180	Female														
Opium or Cocaine and their Derivatives (Morphine, Heroin, Codeine)	a	Male														
		Female														
Marijuana	b	Male														
		Female														
Synthetic Narcotics-Manufactured Narcotics Which Can Cause True Drug Addiction (Demerol, Methadones)	c	Male														
		Female														
Other - Dangerous Non-Narcotic Drugs (Barbiturates, Benzadrine)	d	Male														
		Female														
(2) Possession		Male														
Subtotal	185	Female														
Opium or Cocaine and Their Derivatives (Morphine, Heroin, Codeine)	e	Male														
		Female														
Marijuana	f	Male					2		2	1		1				
		Female														
Synthetic Narcotics-Manufactured Narcotics Which Can Cause True Drug Addiction (Demerol, Methadones)	g	Male														
		Female														
Other - Dangerous Non-Narcotic Drugs (Barbiturates, Benzadrine)	h	Male														
		Female														
Gambling	19	Male														
		Female														
Bookmaking (Horse and Sport Book)	a	Male														
		Female														
Numbers and Lottery	b	Male														
		Female														
All Other Gambling	c	Male														
		Female														
Offenses Against Family and Children	20	Male						1	1							
		Female														
Driving Under The Influence	21	Male						2	2	1		1				
		Female														
Liquor Laws	22	Male			1	3	12	10	26	13		20				
		Female			2	2	2	1	7							
Drunkenness	23	Male														
		Female														
Disorderly Conduct	24	Male					2	1	3			3				
		Female														
Vagrancy	25	Male														
		Female														
All Other Offenses (Except Traffic)	26	Male			1	3			3			6				
		Female														
Suspicion	27	Male														
		Female														
Curfew and Loitering Law Violations	28	Male			3	2			4	4		2				
		Female														
Run-Aways	29	Male				1	1	2	4	4		3				
		Female														
TOTAL			6	1	17	18	29	22	93	42		51				

**AGE, SEX AND RACE OF PERSONS ARRESTED**  
18 years of age and over

VALDEZ 1976

(Include those released without having been formally charged)

CLASSIFICATION OF OFFENSES	SEX	AGE														AGE				TOTAL	RACE					
		18	19	20	21	22	23	24	25-29	30-34	35-39	40-44	45-49	50-54	55-59	60-64	65 and over	White	Black		Indian	Chi- nese	Japa- nese	All Others		
Murder and Nonnegligent Manslaughter	01a	Male																								
		Female																								
Manslaughter by Negligence	01b	Male																								
		Female																								
Forcible Rape	02	Male																								
		Female																								
Robbery	03	Male					1																			
		Female																								
Aggravated Assault (Return A-4a-d)	04	Male		1					1		4		1											1		
		Female																								
Burglary--Breaking or Entering	05	Male	1						2		1															
		Female																								
Larceny--Theft (Except Motor Vehicle Theft)	06	Male	1		1	2	1		2	3	2		1													
		Female																								
Motor Vehicle Theft	07	Male	1		1	2	3		1	1	1		1													
		Female																								
Other Assaults (Return A-4e)	08	Male			2		2		1	9	5	3	5	3												
		Female				1																				
Arson	09	Male																								
		Female																								
Forgery & Counterfeiting	10	Male																								
		Female																								
Fraud	11	Male											1													
		Female			1	1																				
		Male		1						1																
		Female																								
Embezzlement	12	Male																								
		Female																								
Stolen Property; Buying, Receiving, Possessing	13	Male																								
		Female																								
Vandalism	14	Male																								
		Female																								
Weapons; Carrying, Possessing, etc.	15	Male			2				3	3					1	1										
		Female		1					2																	
Prostitution and Commercialized Vice	16	Male					1					1														
		Female																								
Sex Offenses (Except Forcible Rape and Prostitution)	17	Male																								
		Female																								
Drug Abuse Violations	18	Male	2	1	1	1	2		4		1															
		Female	1																							
(1) Sale/Manufacturing Subtotal	180	Male																								
		Female																								
Opium or Cocaine and Their Derivatives (Morphine, Heroin, Codeine)	a	Male		1	1		1		2																	
		Female	1																							
		Male	1						2																	
		Female																								
Marijuana	b	Male																								
		Female																								
Synthetic Narcotics--Manu- factured Narcotics Which Can Cause True Drug Addic- tion (Demerol, Methadones)	c	Male																								
		Female																								
Other-Dangerous Non- Narcotic Drugs (Barbiturates, Benzadrine)	d	Male																								
		Female																								
(2) Possession Subtotal	185	Male					1				1															
		Female																								
Opium or Cocaine and Their Derivatives (Morphine, Heroin, Codeine)	e	Male	1			1																				
		Female																								
Marijuana	f	Male																								
		Female																								
Synthetic Narcotics--Manu- factured Narcotics Which Can Cause True Drug Addic- tion (Demerol, Methadones)	g	Male																								
		Female																								
Other-Dangerous Non- Narcotic Drugs (Barbiturates, Benzadrine)	h	Male																								
		Female																								
Gambling	19	Male					1		2	4	8	2	1	3		1										
		Female		2				1	1	5			1													
Bookmaking (Horse and Sport Book)	a	Male																								
		Female																								
Numbers and Lottery	b	Male																								
		Female																								
All Other Gambling	c	Male																								
		Female																								
Offenses Against Family and Children	20	Male	2	1																						
		Female																								
Driving Under The Influence	21	Male	2		2	2	7	2	5	7	9	6	9	7		8	3	2	1							
		Female								1		1														
		Male								1																
		Female																								
Liquor Laws	22	Male																								

**AGE, SEX AND RACE OF PERSONS ARRESTED, under 18 years of age**  
(Include those released without having been formally charged)

VALDEZ 1976

101

CLASSIFICATION OF OFFENSES	SEX	AGE						Total Under 18	RACE					
		10 and Under	11-12	13-14	15	16	17		White	Black	Indian	Chinese	Japanese	All Other
Murder and Nonnegligent Manslaughter	01a	Male												
		Female												
Manslaughter by Negligence	01b	Male												
		Female												
Forcible Rape	02	Male												
		Female												
Robbery	03	Male												
		Female												
Aggravated Assault (Return A-4a-d)	04	Male												
		Female												
Burglary--Breaking or Entering	05	Male	2	1	1		2	6	5		1			
		Female												
Larceny-Theft (Except Motor Vehicle Theft)	06	Male	1	9	5		2	17	19					
		Female												
Motor Vehicle Theft	07	Male		1	2		2	5	4		1			
		Female												
Other Assaults (Return A - 4e)	08	Male		1		1	3	5	5					
		Female												
Arson	09	Male												
		Female												
Forgery and Counterfeiting	10	Male												
		Female												
Fraud	11	Male												
		Female												
Embezzlement	12	Male												
		Female												
Stolen Property; Buying, Receiving, Possessing	13	Male												
		Female												
Vandalism	14	Male												
		Female												
Weapons; Carrying, Possessing, etc.	15	Male												
		Female												
Prostitution and Commercialized Vice	16	Male												
		Female												
Sex Offenses (Except Forcible Rape and Prostitution)	17	Male												
		Female												
Drug Abuse Violations	18	Male			2		1	3						
		Female												
(1) Sale/Manufacturing	180	Male												
		Female												
Opium or Cocaine and their Derivatives (Morphine, Heroin, Codeine)	a	Male												
		Female												
Marijuana	b	Male			2			2			2			
		Female												
Synthetic Narcotics--Manufactured Narcotics Which Can Cause True Drug Addiction (Demerol, Methadones)	c	Male												
		Female												
Other - Dangerous Non-Narcotic Drugs (Barbiturates, Benzadrine)	d	Male												
		Female												
(2) Possession	185	Male												
		Female												
Opium or Cocaine and Their Derivatives (Morphine, Heroin, Codeine)	e	Male					1	1						
		Female									1			
Marijuana	f	Male												
		Female												
Synthetic Narcotics--Manufactured Narcotics Which Can Cause True Drug Addiction (Demerol, Methadones)	g	Male												
		Female												
Other - Dangerous Non-Narcotic Drugs (Barbiturates, Benzadrine)	h	Male												
		Female												
Gambling	19	Male												
		Female												
Bookmaking (Horse and Sport Book)	a	Male												
		Female												
Numbers and Lottery	b	Male												
		Female												
All Other Gambling	c	Male												
		Female												
Offenses Against Family and Children	20	Male												
		Female												
Driving Under The Influence	21	Male					1	1	1					
		Female												
Liquor Laws	22	Male												
		Female												
Drunkenness	23	Male												
		Female												
Disorderly Conduct	24	Male												
		Female												
Vagrancy	25	Male												
		Female												
All Other Offenses (Except Traffic)	26	Male					1	1				1		
		Female												
Suspicion	27	Male												
		Female												
Curfew and Loitering Law Violations	28	Male			1		1	2	2		1			
		Female												
Run-Aways	29	Male			1			1	1		3			
		Female												
<b>TOTAL</b>			2	11	11	8	6	9	47	37	10			

# RETURN A - MONTHLY RETURN OF OFFENSES KNOWN TO THE POLICE

FORWARD BY 7TH DAY AFTER  
CLOSE OF MONTH TO:

WRANGELL 1976

102

1 CLASSIFICATION OF OFFENSES	2 DATA ENTRY	3 OFFENSES REPORTED OR KNOWN TO POLICE (INCLUDE "UNFOUNDED" AND ATTEMPTS)	4 UNFOUNDED, I.E., FALSE OR BASELESS COMPLAINTS	5 NUMBER OF ACTUAL OFFENSES (COLUMN 2 MINUS COLUMN 3) (INCLUDE ATTEMPTS)	6 TOTAL OFFENSES CLEARED BY ARREST OR EXCEPTIONAL MEANS (INCLUDES COL. 6)	7 NUMBER OF CLEARANCES INVOLVING ONLY PERSONS UNDER 18 YEARS OF AGE
<b>1. CRIMINAL HOMICIDE</b>						
a. MURDER AND NONNEGLIGENT MANSLAUGHTER (score attempts as aggravated assaults)	11					
b. MANSLAUGHTER BY NEGLIGENCE	12					
<b>2. FORCIBLE RAPE</b> <b>TOTAL</b>	20	1		1	1	
a. RAPE BY FORCE	21	1		1	1	
b. ATTEMPTS TO COMMIT FORCIBLE RAPE	22					
<b>3. ROBBERY</b> <b>TOTAL</b>	30	1		1	1	
a. FIREARM	31					
b. KNIFE OR CUTTING INSTRUMENT	32					
c. OTHER DANGEROUS WEAPON	33					
d. STRONG-ARM (HANDS, FISTS, FEET ETC.)	34	1		1	1	
<b>4. ASSAULT</b> <b>TOTAL</b>	40	25	1	24	23	2
a. FIREARM	41	3		3	3	
b. KNIFE OR CUTTING INSTRUMENT	42					
c. OTHER DANGEROUS WEAPON	43	1		1	1	
d. HANDS, FISTS, FEET, ETC. - AGGRAVATED INJURY	44	20	1	19	18	1
e. OTHER ASSAULTS-SIMPLE, NOT AGGRAVATED	45	1		1	1	1
<b>5. BURGLARY</b> <b>TOTAL</b>	50	29		29	5	
a. FORCIBLE ENTRY	51	16		16	2	
b. UNLAWFUL ENTRY - NO FORCE	52	12		12	3	
c. ATTEMPTED FORCIBLE ENTRY	53	1		1		
<b>6. LARCENY-THEFT</b> (EXCEPT MOTOR VEHICLE THEFT)	60	134		134	55	10
<b>7. MOTOR VEHICLE THEFT</b> <b>TOTAL</b>	70	19		19	15	2
a. AUTOS	71	11		11	8	2
b. TRUCKS AND BUSES	72	6		6	7	
c. OTHER VEHICLES	73	2		2		
<b>GRAND TOTAL</b>	77	209	1	208	100	14

## PROPERTY BY TYPE AND VALUE

WRANGELL 1976

Type of Property	Data Entry	Value of Property Stolen and Recovered in Your Jurisdiction	
(1)		Stolen (2)	Recovered (3)
(A) Currency, Notes, Etc.	01	740	60
(B) Jewelry and Precious Metals	02	4989	317
(C) Clothing and Furs	03	3767	3767
(D) Locally Stolen Motor Vehicles	04	30700	30700
(E) Office Equipment	05	236	30
(F) Televisions, Radios, Stereos, Etc.	06	298	
(G) Firearms	07	560	180
(H) Household Goods	08		
(I) Consumable Goods	09	301	301
(J) Livestock	10		
(K) Miscellaneous	11	21478	10404
<b>TOTAL</b>	00	63069	45759



CLASSIFICATION	DATA ENTRY	Number of Actual Offenses (Column 4 Return A)	Value of Property Stolen (Dollars)
1. MURDER AND NONNEGLIGENT MANSLAUGHTER	12		
2. FORCIBLE RAPE (Total)	23	1	
3. ROBBERY			
(a) HIGHWAY (Streets, Aways, Etc.)	31		
(b) COMMERCIAL HOUSE (except C.D.F.)	32		
(c) GAS OR SERVICE STATION	33		
(d) CHAIN STORE	34		
(e) RESIDENCE (Anywhere on Premises)	35		
(f) BANK	36		
(g) MISCELLANEOUS	37	1 ukn1	
TOTAL ROBBERY	30	1	
4. ASSAULT (Not Applicable)			
5. BURGLARY - BREAKING OR ENTERING			
(a) RESIDENCE (Dwelling)			
(1) NIGHT (6 P.M. - 6 A.M.)	51	4	23
(2) DAY (6 A.M. - 6 P.M.)	52	3	120
(3) UNKNOWN	53		
(b) NON-RESIDENCE (Store, Office, Etc.)			
(1) NIGHT (6 P.M. - 6 A.M.)	54	5	1116
(2) DAY (6 A.M. - 6 P.M.)	55		
(3) UNKNOWN	56	16ukn17	310
TOTAL BURGLARY	50	29	1569
6. LARCENY - THEFT (Except Vehicle)			
(a) \$200 AND OVER	61	21	22442
(b) \$50 TO \$200	62	42	3984
(c) UNDER \$50	63	42ukn71	624
TOTAL LARCENY (Same As Item 6X)	60	134	27050
7. MOTOR VEHICLE THEFT (Include Alleged Joy Ride)	70	7 ukn 19	34450
GRAND TOTAL - ALL ITEMS	77		63069
ADDITIONAL ANALYSIS OF LARCENY AND AUTO THEFT			
6X. NATURE OF LARCENIES UNDER ITEM 6			
(a) POCKET-PICKING	81		
(b) PURSE SNATCHING	82		
(c) SHOPLIFTING	83	3	75
(d) FROM MOTOR VEHICLES (EXCEPT E)	84	8	789
(e) MOTOR VEHICLE PARTS AND ACCESSORIES	85	4	189
(f) BICYCLES	86	29	2167
(g) FROM BUILDINGS (EXCEPT C and H)	87	20	8470
(h) FROM ANY COIN-OPERATED MACHINES (Parking Meters, Etc.)	88		
(i) ALL OTHER	89	42ukn70	15360
TOTAL LARCENIES (Same As Item 6)	60	134	27050
7X. MOTOR VEHICLES RECOVERED			
(a) STOLEN LOCALLY AND RECOVERED LOCALLY	91	12	
(b) STOLEN LOCALLY AND RECOVERED BY OTHER JURISDICTIONS	92	7 ukn	
(c) TOTAL LOCALLY STOLEN MOTOR VEHICLES RECOVERED	90	12	
(d) STOLEN OUT OF TOWN, RECOVERED LOCALLY	93		

**AGE, SEX AND RACE OF PERSONS ARRESTED**  
18 years of age and over

Wrangell

104

(Include those released without having been formally charged)

1976

CLASSIFICATION OF OFFENSES	SEX	AGE													AGE				TOTAL	RACE					
		18	19	20	21	22	23	24	25-29	30-34	35-39	40-44	45-49	50-54	55-59	60-64	65 and over	White		Black	Indian	Chi- nese	Japa- nese	All Others	
Murder and Nonnegligent Manslaughter	01a	Male																							
	Female																								
Manslaughter by Negligence	01b	Male																							
	Female																								
Forcible Rape	02	Male																							
	Female																								
Robbery	03	Male																							
	Female																								
Aggravated Assault (Return A-4a-d)	04	Male																							
	Female																								
Burglary--Breaking or Entering	05	Male		2		1				1									4	4					
	Female																								
Larceny--Theft (Except Motor Vehicle Theft)	06	Male		3		1						1							5	4		1			
	Female																								
Motor Vehicle Theft	07	Male			1					1									2	1		1			
	Female																								
Other Assaults (Return A-4e)	08	Male				3		2		2	1								8	2					
	Female								2										2	5		5			
	Male								1										1						
Arson	09	Female				1													1	1					
	Male																								
Forgery & Counterfeiting	10	Female																	1	1					
	Male																								
Fraud	11	Female																							
	Male																								
Embezzlement	12	Female																							
	Male																								
Stolen Property; Buying, Receiving, Possessing	13	Female																							
	Male																								
Vandalism	14	Female																							
	Male																								
Weapons; Carrying, Possessing, etc.	15	Female																							
	Male																								
Prostitution and Commercialized Vice	16	Female																							
	Male																								
Sex Offenses (Except Forcible Rape and Prostitution)	17	Female												1					1			1			
	Male																								
Drug Abuse Violations	18	Female	1																1	1					
(1) Sale/Manufacturing	180	Male																							
	Female																								
Opium or Cocaine and Their Derivatives (Morphine, Heroin, Codeine)	a	Female																							
	Male		1																1	1					
Marijuana	b	Female																							
	Male																								
Synthetic Narcotics--Manu- factured Narcotics Which Can Cause True Drug Addic- tion (Demerol, Methadones)	c	Female																							
	Male																								
Other-Dangerous Non- Narcotic Drugs (Barbiturates, Benzadrine)	d	Female																							
	Male																								
(2) Possession	185	Female																							
	Male																								
Opium or Cocaine and Their Derivatives (Morphine, Heroin, Codeine)	e	Female																							
	Male																								
Marijuana	f	Female																							
	Male																								
Synthetic Narcotics--Manu- factured Narcotics Which Can Cause True Drug Addic- tion (Demerol, Methadones)	9	Female																							
	Male																								
Other-Dangerous Non- Narcotic Drugs (Barbiturates, Benzadrine)	h	Female																							
	Male																								
Gambling	19	Female																							
	Male																								
Bookmaking (Horse and Sport Book)	a	Female																							
	Male																								
Numbers and Lottery	b	Female																							
	Male																								
All Other Gambling	c	Female																							
	Male		3									1							4	2		2			
Offenses Against Family and Children	20	Female																							
	Male			1			1			1		1	1		3	1			9	6		3			
Driving Under The Influence	21	Female																							
	Male		4																4	2		2			
Liquor Laws	22	Female																							
	Male																								
Drunkenness	23	Female																							
	Male							1		1		1							3	1					
Disorderly Conduct	24	Female								1	2	1							3	1		5			
	Male																								
Vagrancy	25	Female																							
	Male																								
All Other Offenses (Except Traffic)	26	Female																							
	Male		1				1	1	1	2	1		1						8	3		5			
	Female																								
Suspicion	27	Female																							
	Male																								
TOTAL			9	6	1	6	2	4	1	11	5	2	4		1	3	1		56	31		25			



**AGE, SEX AND RACE OF PERSONS ARRESTED, under 18 years of age**  
(Include those released without having been formally charged)

WRANGELL 1976

105

CLASSIFICATION OF OFFENSES	SEX	AGE						Total Under 18	RACE					
		10 and Under	11-12	13-14	15	16	17		White	Black	Indian	Chinese	Japanese	All Other
Murder and Nonnegligent Manslaughter	01a	Male												
		Female												
Manslaughter by Negligence	01b	Male												
		Female												
Forcible Rape	02	Male												
		Female												
Robbery	03	Male												
		Female												
Aggravated Assault (Return A-4a-d)	04	Male												
		Female												
Burglary--Breaking or Entering	05	Male				1		1						
		Female	1						1		1			
Larceny-Theft (Except Motor Vehicle Theft)	06	Male		2		4	3	9						
		Female	2					2	9		2			
Motor Vehicle Theft	07	Male												
		Female	2		1			3	1		2			
Other Assaults (Return A - 4e)	08	Male				1		1						
		Female									1			
Arson	09	Male												
		Female												
Forgery and Counterfeiting	10	Male												
		Female												
Fraud	11	Male												
		Female												
Embezzlement	12	Male												
		Female												
Stolen Property; Buying, Receiving, Possessing	13	Male												
		Female												
Vandalism	14	Male	3	3		1		6						
		Female							6		1			
Weapons; Carrying, Possessing, etc.	15	Male	3	1			1	5						
		Female							4		1			
Prostitution and Commercialized Vice	16	Male												
		Female												
Sex Offenses (Except Forcible Rape and Prostitution)	17	Male												
		Female												
Drug Abuse Violations	18	Male			1			1						
		Female												
(1) Sale/Manufacturing	180	Male												
		Female												
Opium or Cocaine and their Derivatives (Morphine, Heroin, Codeine)	a	Male												
		Female												
Marijuana	b	Male												
		Female												
Synthetic Narcotics--Manufactured Narcotics Which Can Cause True Drug Addiction (Demerol, Methadones)	c	Male												
		Female												
Other - Dangerous Non-Narcotic Drugs (Barbiturates, Benzadrine)	d	Male												
		Female												
(2) Possession	185	Male												
		Female												
Opium or Cocaine and Their Derivatives (Morphine, Heroin, Codeine)	e	Male			1			1						
		Female												
Marijuana	f	Male												
		Female	2				1	3	3		1			
Synthetic Narcotics--Manufactured Narcotics Which Can Cause True Drug Addiction (Demerol, Methadones)	g	Male												
		Female												
Other - Dangerous Non-Narcotic Drugs (Barbiturates, Benzadrine)	h	Male												
		Female												
Gambling	19	Male												
		Female												
Bookmaking (Horse and Sport Book)	a	Male												
		Female												
Numbers and Lottery	b	Male												
		Female												
All Other Gambling	c	Male												
		Female												
Offenses Against Family and Children	20	Male												
		Female												
Driving Under The Influence	21	Male												
		Female												
Liquor Laws	22	Male		1	2	1	4	8						
		Female							8		4			
Drunkenness	23	Male												
		Female												
Disorderly Conduct	24	Male				1		1						
		Female							1					
Vagrancy	25	Male												
		Female												
All Other Offenses (Except Traffic)	26	Male			1			1						
		Female	4		3	1		8	6		3			
Suspicion	27	Male												
		Female												
Curfew and Loitering Law Violations	28	Male		1	2	7	13	23						
		Female	2		3	2	4	11	26		8			
Run-Aways	29	Male												
		Female												
<b>TOTAL</b>			19	8	14	20	28	89	65		24			



