



# Felony Level Sex Offenses

# 2023

## Crime in Alaska Supplemental Report

Prepared By: Tina Cheatam  
Division of Statewide Services  
Criminal Records & Identification Bureau  
Paula Davis, Bureau Chief

September 2024

# Table of Contents

Program Overview .....	3
2023 Statewide Summary .....	4
Northern Alaska .....	5
Western Alaska .....	6
Southcentral Alaska .....	7
Southeast Alaska .....	8
Anchorage Alaska.....	9
Specialized State Agencies .....	10
Rate of Incidents .....	11
Reported Victim Demographics .....	12
Reported Suspect Demographics .....	13
Population Comparison .....	14
Reported Victim Suspect Racial Comparison.....	15
Victims 0-10 Years Old .....	16
Victims 11-17 Years Old .....	17
Relationship of Victim to Suspect.....	18
Victims 18+ Years Old .....	18
Reported Supplemental Data.....	19
Reported Statutory Offenses.....	20
References & Further Reading.....	21

# 2022 FELONY LEVEL SEX OFFENSES

## Program Overview

The Department of Public Safety (DPS) is tasked with collecting information on felony level sex offenses reported to state and local law enforcement agencies, as defined by Alaska Statute (AS) 12.63.100, and as required by AS 12.62.130. This is a required reporting program for state and local law enforcement agencies and is in addition to the requirements for Uniform Crime Reporting (UCR).

The Felony Sex Offense (FSO) database is a repository maintained by DPS for state and local law enforcement agencies to record reports of felony level sex offenses within their jurisdiction based on State of Alaska statutes. Data elements collected include victim and suspect demographics, victim/suspect relationships, offense location, weapon type used, and the associated statute violation.

Caution should be exercised in comparing data between Felony Sex Offense statistics, Uniform Crime Reporting, and the Alaska Victimization Survey; they are separate data collection efforts with different methodologies in aggregating incidents, offenses, and victims.

The [Uniform Crime Reporting \(UCR\) Program](#) is a nationwide cooperative effort by federal, state, city, county and tribal law enforcement agencies to report data on crimes reported in their jurisdiction. The national program is managed and maintained by the Federal Bureau of Investigation (FBI). Since June of 1982, the DPS has administered the UCR Program for the State of Alaska. Historically, Alaska reported UCR data under the Summary Reporting System (SRS) which provided a summarized listing of the most serious offenses reported to law enforcement. The FBI sunset the SRS format in 2021 and required agencies to submit in the more robust National Incident Based Reporting System (NIBRS). Because all agencies in Alaska were not able to complete the transition to NIBRS yet, the Crime in Alaska publication for 2023 was prepared converting NIBRS data to the SRS format in order to compile statewide statistics and historical trends. The data conversion was done following the

technical guidelines set by the FBI. A separate NIBRS publication with partial statewide data will be published at a later date. In the most recent [Crime in Alaska](#) report, the number of reported rape offenses shows a 15.7% percent decrease in rape<sup>1</sup> offenses reported to law enforcement from 2022 to 2023.

In 2009, the Alaska Senate Judiciary Committee tasked the legislature to fund a victimization survey to determine the rate of both reported and unreported sexual assaults in Alaska. [The Alaska Victimization Survey](#) (AVS) is conducted by the University of Alaska Anchorage Justice Center, with oversight by the Council on Domestic Violence and Sexual Assault (CDVSA), a council within DPS. The survey is modeled after the national survey conducted by the Centers for Disease Control and Prevention. The AVS is comprised of a telephone survey of adult women aged 18 and over; the UCR program and the FSO database collect all offense and incident information reported to law enforcement. Noting this difference in data collection methodology, the most recent AVS results from 2020 show an increase in intimate partner and sexual violence since 2015.

It is important to note the incidents reported to the FSO program through 2023 were documented at the initial reporting stage of the investigation by law enforcement. Agencies were instructed to report information when a felony level sex offense became known to law enforcement. The FSO database was not originally intended to track the life cycle of an incident, but to provide insight into the volume and type of sex offenses being reported to law enforcement.

Additionally, some data elements of a reportable incident are optional and not all incidents include location, weapon, relationship, or victim/suspect demographics. A single incident may also involve multiple victims or offenders, as well as multiple statute violations.

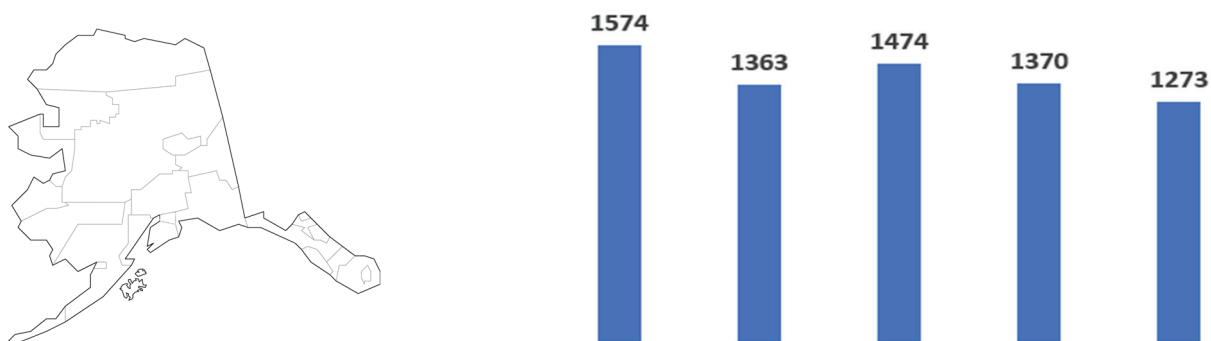
This is the ninth year that findings from this database have been published.

---

<sup>1</sup> The FBI UCR Program defines the SRS offense of rape as “penetration, no matter how slight, of the vagina or anus with any body part or object, or oral penetration by a sex organ of another person, without the consent of the victim.”

# FELONY SEX OFFENSE FINDINGS

## 2023 Statewide Summary



Statewide	2019	2020	2021	2022	2023
Total Incidents	1574	1363	1474	1370	1273
Victims Reported <sup>1</sup>	1645	1309	1519	1435	1343
Suspects Reported <sup>1</sup>	1641	1359	1433	1370	1330

## 2023 Quick Facts

> Reports of felony level sex offense incidents decreased 7.08% in 2023 compared to 2022, and the number of reported victims decreased 6.4%.

> The region of Western Alaska<sup>2</sup> reported the highest rate of felony level sex offense incidents statewide, while Southcentral Alaska, reported the lowest rate.

> 58.6% of all victims whose age was reported were juveniles.

> Victims under the age of 11 reported being assaulted by a family member in nearly 64% of reported offenses. A family member for this age group includes siblings, parents, grandparents, and other family relationships.

> American Indian or Alaska Native females were reported to have the highest victimization rate of any gender or racial group, comprising 49.2% of victims where both race and gender were reported.

> The median age of female victims was 16, while the most common age was 15.

> The median age of male victims was 13, while the most common age was 6.

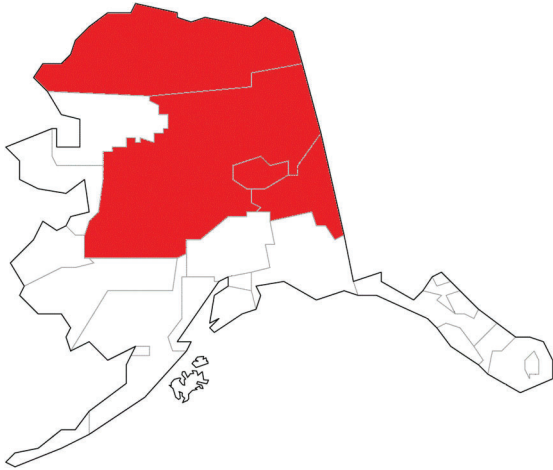
> In the reported relationships between the victims and suspects, 8.2% identified the suspect as a stranger. By age group, the most frequently reported relationship is 'other family member' for victims under age 11 (19%), and 'acquaintance' for victims 11-17 years old (27%) and victims 18 years of age and older (32%).

<sup>1</sup> Not all reported incidents contained victim and/or suspect demographics and some incidents involved multiple victims and/or multiple suspects.

<sup>2</sup> Dillingham Police Department is part of the Western Region group and did not submit data for 2022 or 2023.

# 2023 FELONY SEX OFFENSES BY GEOGRAPHIC AREA

## Northern Alaska



**15**  
Most Common Victim Age

**40**  
Most Common Suspect Age

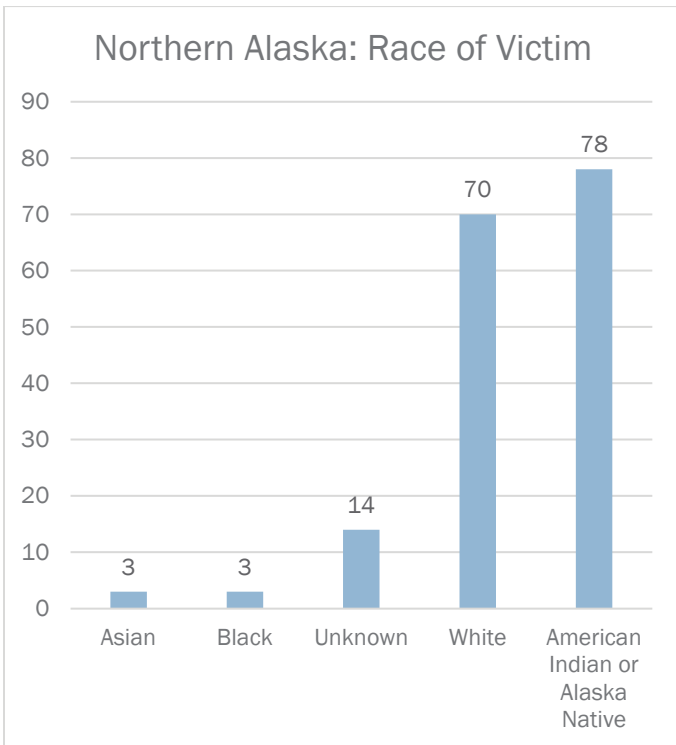
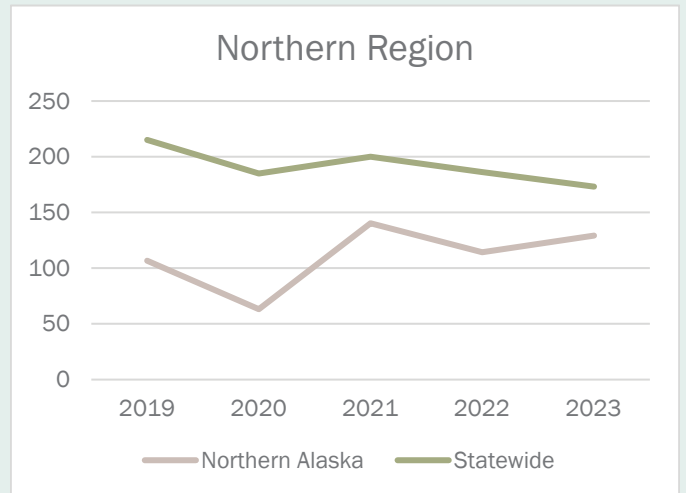
### Population (121,567) Includes:

- Denali Borough
- Fairbanks North Star Borough
- North Slope Borough
- Southeast Fairbanks Census Area
- Yukon-Koyukuk Census Area

### Reporting Agencies

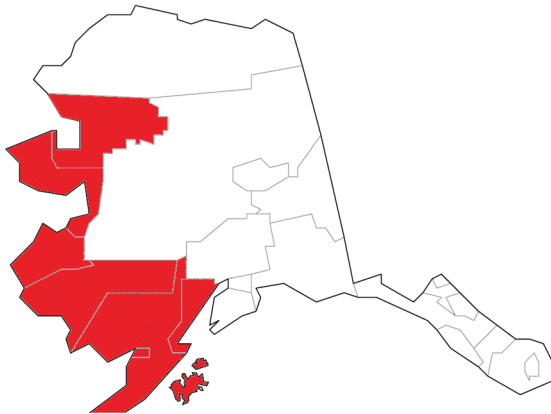
- Alaska State Troopers D Detachment (servicing Cantwell, Delta Junction, Fairbanks, Galena, Healy, Nenana, Northway, Tok)
- Fairbanks Airport Police Department
- Fairbanks Police Department
- North Pole Police Department
- North Slope Borough Police Department
- University of Alaska Fairbanks Police Department

### Rate Per 100,000 Population of Felony Level Sex Offenses:



# 2023 FELONY SEX OFFENSES BY GEOGRAPHIC AREA

## Western Alaska



15

Most Common Victim Age

15

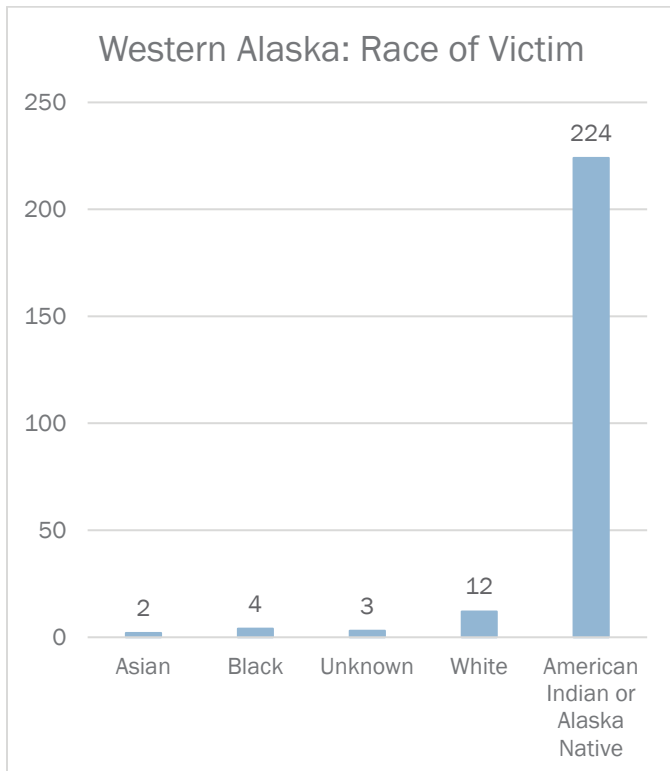
Most Common Suspect Age

### Population (73,008) Includes:

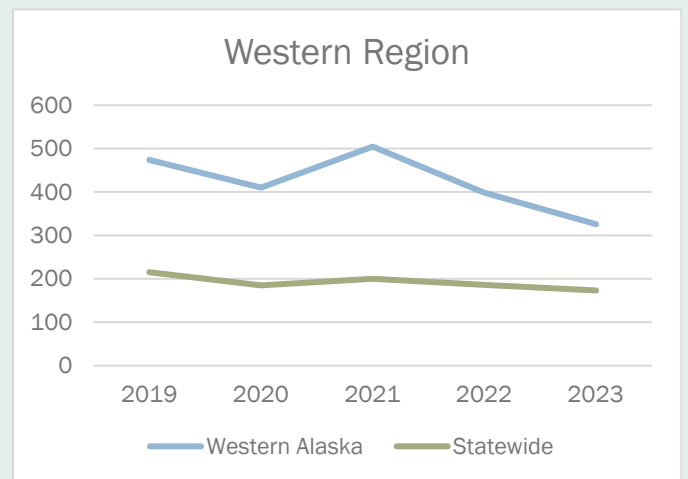
- Aleutians East Borough
- Aleutians West Census Area
- Bethel Census Area
- Bristol Bay Borough
- Dillingham Census Area
- Kodiak Island Borough
- Kusilvak Census Area
- Lake and Peninsula Borough
- Nome Census Area
- Northwest Arctic Borough

### Reporting Agencies<sup>1</sup>:

- Alaska State Troopers C Detachment (servicing Aniak, Bethel, Emmonak, Iliamna, King Salmon, Kodiak, Kotzebue, McGrath, Nome, St. Mary's, Selawik, Unalakleet)
- Bethel Police Department
- Bristol Bay Borough Police Department
- Kodiak Police Department
- Kotzebue Police Department
- Nome Police Department
- Unalaska Police Department



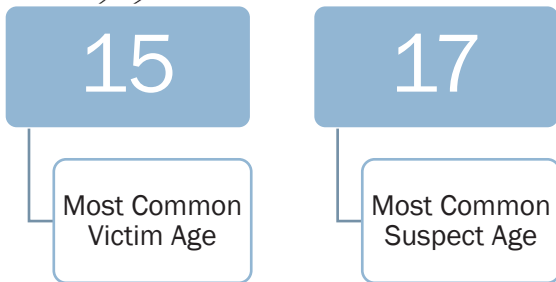
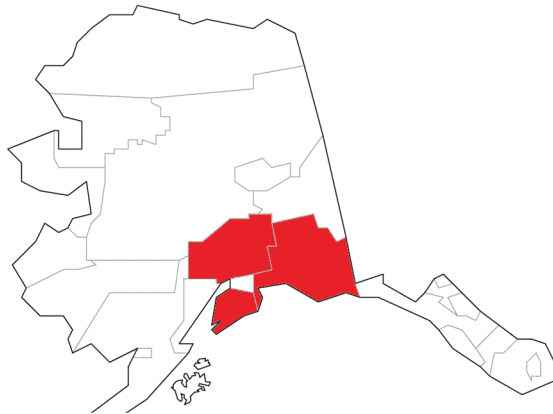
### Rates Per 100,000 Population of Felony Level Sex Offenses:



<sup>1</sup> Dillingham Police Department did not submit felony sex offense data in 2022 or 2023; they reported in years prior to 2022.

# 2023 FELONY SEX OFFENSES BY GEOGRAPHIC AREA

## Southcentral Alaska<sup>1</sup>

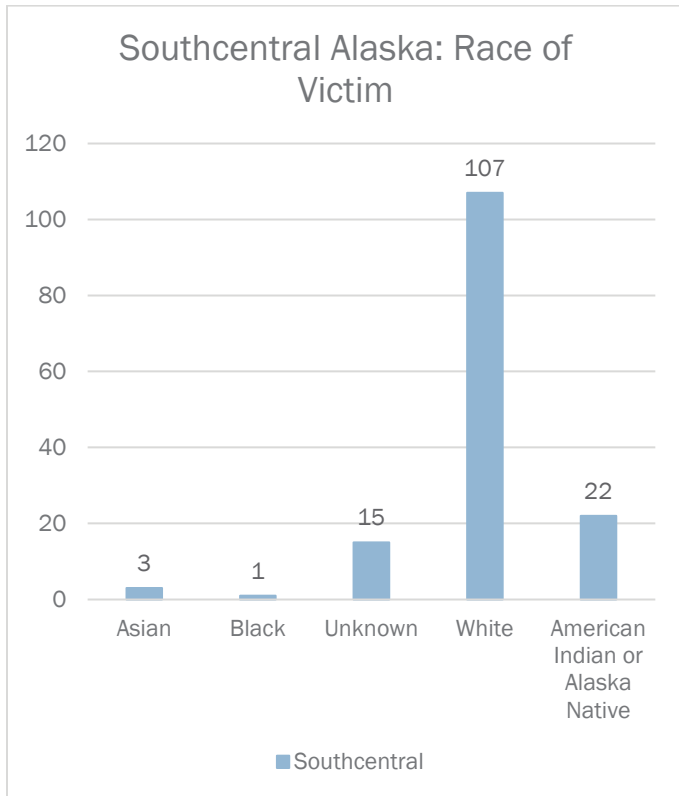


### Population (177,510) Includes:

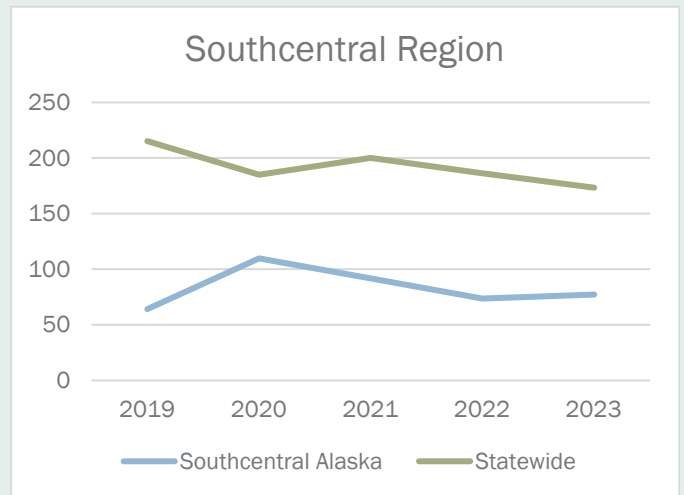
- Kenai Peninsula Borough
- Matanuska-Susitna Borough
- Copper River/Valdez-Cordova
- Chugach Census Area

### Reporting Agencies:

- Alaska State Troopers E Detachment (servicing Anchor Point, Cooper Landing, Ninilchik, Seward, Soldotna)
- Alaska State Troopers B Detachment (servicing Mat-Su Valley, Glennallen, and the Copper River Region)
- Cordova Police Department
- Homer Police Department
- Kenai Police Department
- Palmer Police Department
- Seward Police Department
- Soldotna Police Department
- Valdez Police Department
- Wasilla Police Department



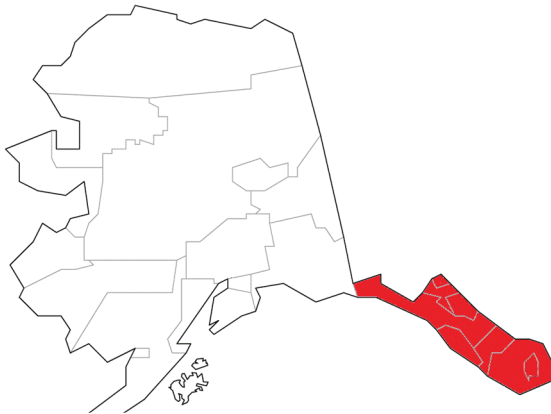
### Rates Per 100,000 Population of Felony Level Sex Offenses:



<sup>1</sup> Detachment 'E' has been consolidated for management purposes under Detachment A as Detachment A-South, but all incidents occurring in this geographic area are still reported under Southcentral Alaska.

# 2023 FELONY SEX OFFENSES BY GEOGRAPHIC AREA

## Southeast Alaska



15

Most Common Victim Age

16

Most Common Suspect Age

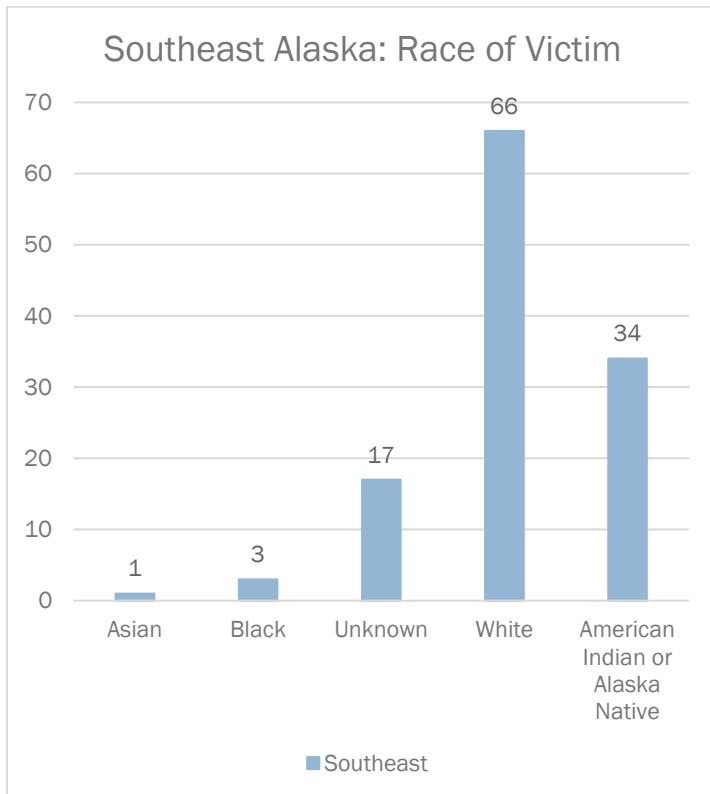
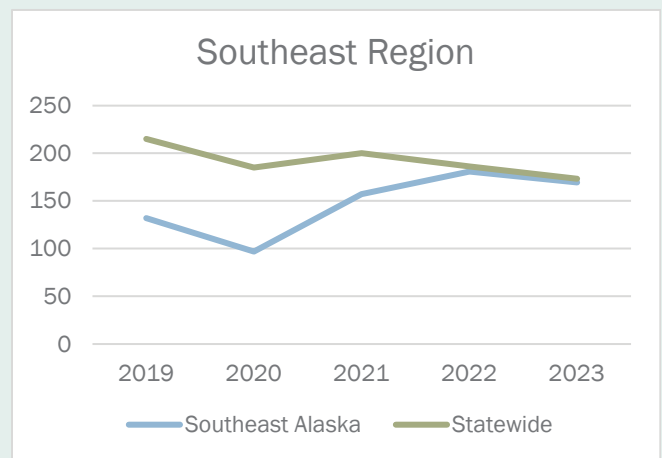
### Population (72,062) Includes:

- Haines Borough
- Hoonah-Angoon Census Area
- Juneau City and Borough
- Ketchikan Gateway Borough
- Petersburg Borough
- Prince of Wales-Hyder Census Area
- Sitka City and Borough
- Skagway Municipality
- Wrangell City and Borough
- Yakutat City and Borough

### Reporting Agencies:

- Alaska State Troopers A Detachment (servicing Haines, Juneau, Klawock, Ketchikan, Petersburg)
- Craig Police Department
- Haines Police Department
- Juneau Police Department
- Ketchikan Police Department
- Petersburg Police Department
- Sitka Police Department
- Skagway Police Department
- Wrangell Police Department

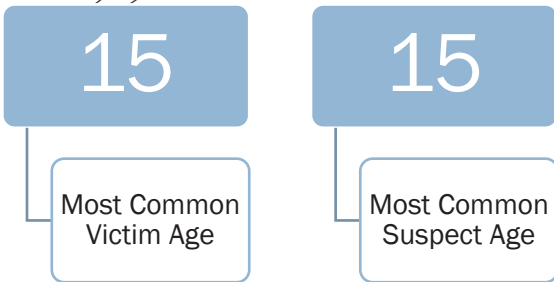
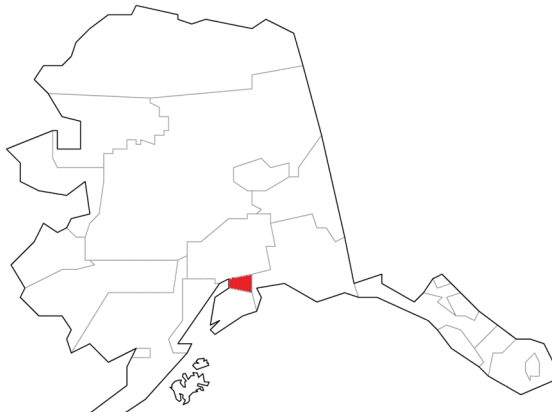
### Rates Per 100,000 Population of Felony Level Sex Offenses:





# 2023 FELONY SEX OFFENSES BY GEOGRAPHIC AREA

## Anchorage Alaska



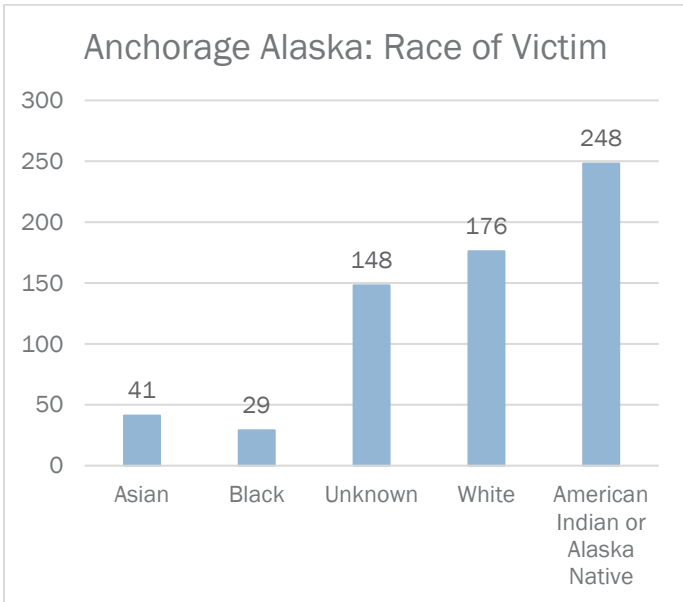
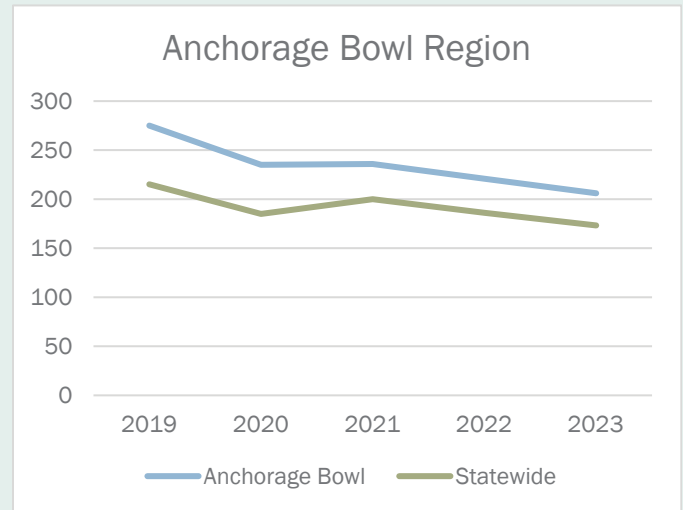
### Population (290,674) Includes:

- Anchorage Municipality<sup>1</sup>

### Reporting Agencies:

- Anchorage Airport Police & Fire Department
- Anchorage Police Department
- University of Alaska Anchorage Police Department

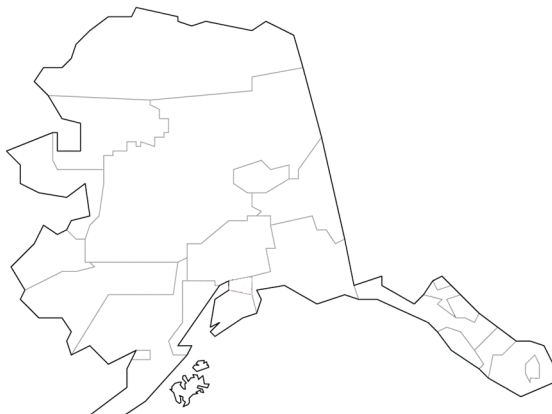
### Rates Per 100,000 Population of Felony Level Sex Offenses:



<sup>1</sup> The populations of Girdwood, Eagle River, and Chugiak are included in the total population of the Anchorage Municipality. The Girdwood area is serviced by Whittier Police Department who did not contribute to this data collection, while Eagle River and Chugiak are serviced by the Anchorage Police Department who contributed to the data collection.

# 2023 FELONY SEX OFFENSES BY GEOGRAPHIC AREA

## Specialized State Agencies



14

Most Common  
Victim Age

37

Most Common  
Suspect Age

### Specialized Agencies

- Alaska State Troopers, Alaska Bureau of Investigation
- Village Public Safety Officer Division
- Alaska Wildlife Troopers

These agencies provide service statewide and do not represent a specified population; therefore, a crime rate is not calculated for these agencies.

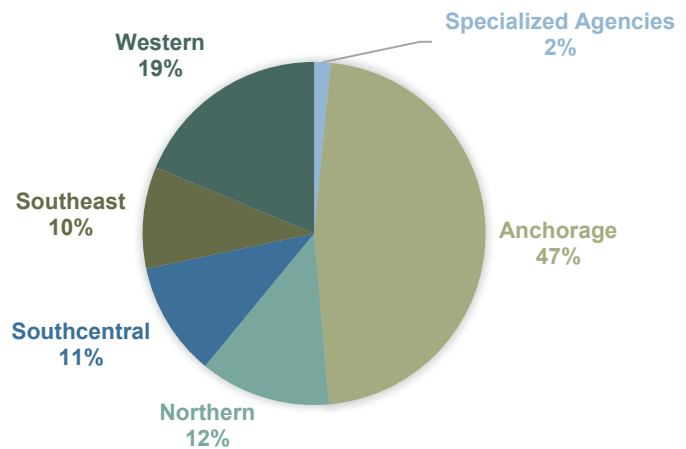
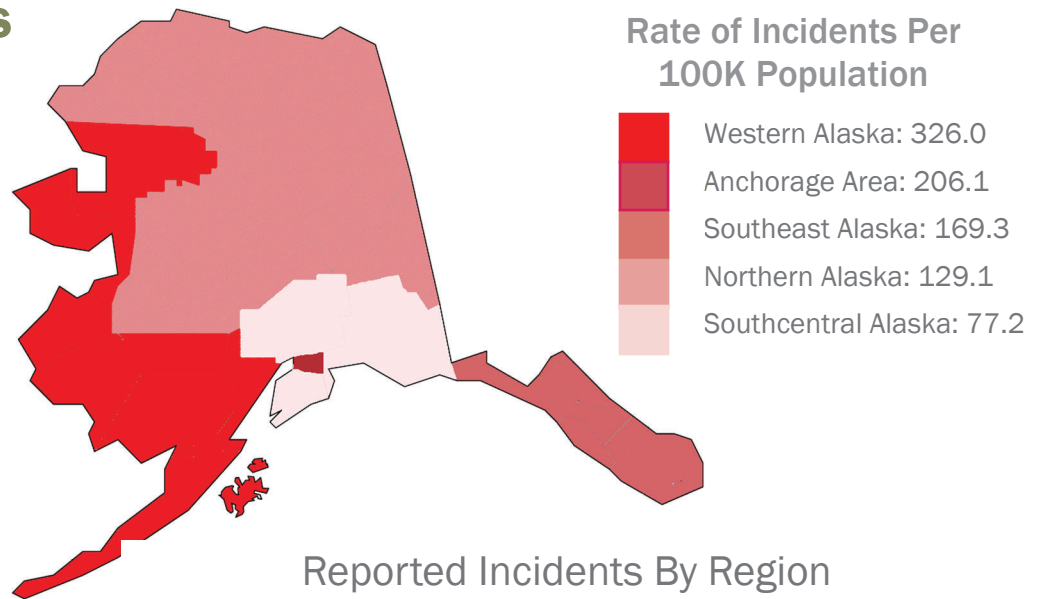
# 2023 VOLUME AND RATE OF FELONY SEX OFFENSES

## Rate of Incidents

While agencies in the Anchorage area reported the highest volume of incidents (47% of the state total), the Western Alaska region reported the highest rate of incidents based on population.

Both the Anchorage Bowl and Western Alaska have reported rates higher than the statewide rate (173.2).

The Southcentral Alaska region reported the lowest rate and reported the fewest number of incidents statewide (excluding the Specialized Agencies).



Region	2023 Incidents	2023 Population <sup>1</sup>	Rate per 100K Population
Anchorage Bowl	599	290,674	206.1
Western Alaska	238	73,008	326.0
Southcentral Alaska	137	177,510	77.2
Northern Alaska	157	121,567	129.1
Southeast Alaska	122	72,062	169.3
Specialized Agencies	20	n/a <sup>2</sup>	
<b>Statewide Total</b>	<b>1,273</b>	<b>734,821</b>	<b>173.2</b>

<sup>1</sup> Source: [U.S. Census Bureau 2022 American Community Survey 5-Year Estimates](#); 2023 estimates not available at the time of this publication.

<sup>2</sup> These agencies provide service statewide and do not represent a specified population; therefore, a crime rate is not calculated for these agencies.

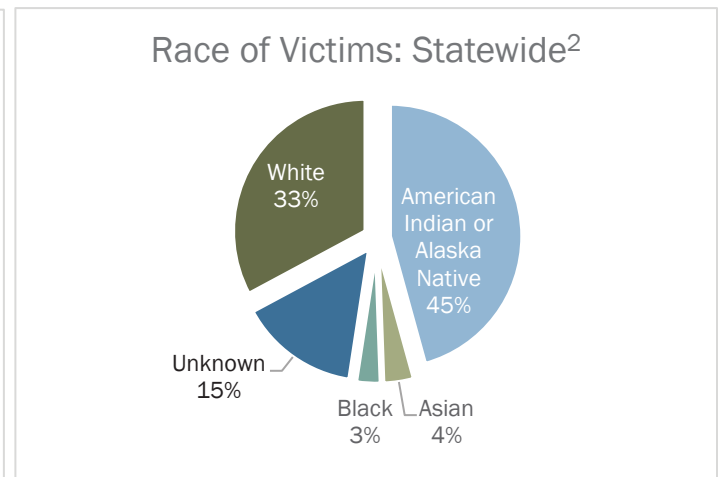
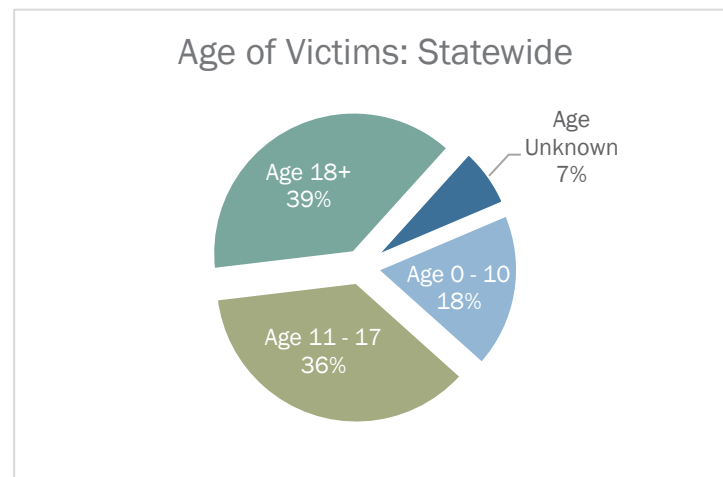
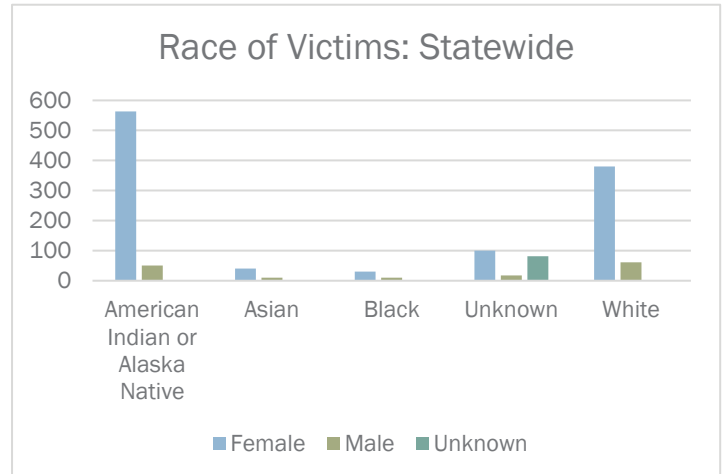
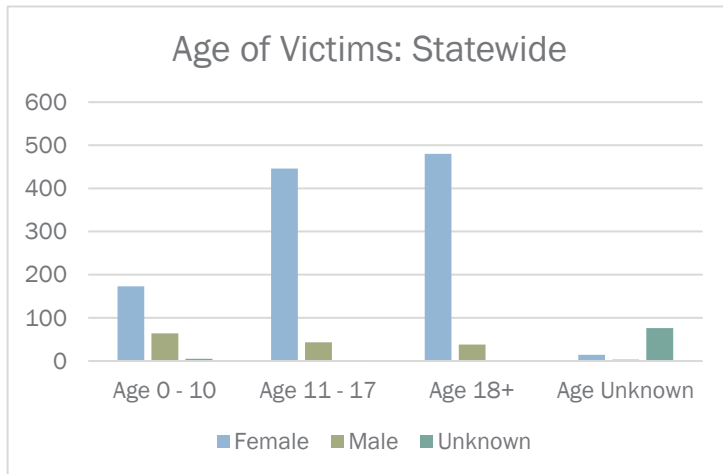
# 2023 VICTIM INFORMATION<sup>1</sup>

## Reported Victim Demographics

Victim Race	Female	Male	Unknown Race
American Indian or Alaska Native	563	50	1
White	380	61	0
Unknown	100	17	81
Asian	40	10	0
Black	30	10	0
Pacific Islander or Native Hawaiian	0	0	0
Victim Age Group	Female	Male	Unknown Sex
Age Unknown	14	3	76
Age 0-10	173	64	5
Age 11-17	446	43	1
Age 18+	480	38	0

The median age of female victims statewide was 16 years old, while the most common age was 15.

The median age of male victims statewide was 13 years old, while the most common age was 6.



<sup>1</sup> Not all reported incidents included victim information, and some incidents involved multiple victims.

<sup>2</sup> Graph does not depict Pacific Islander or Native Hawaiian victims as the percentage was statistically negligible.

# 2023 SUSPECT INFORMATION<sup>1</sup>

## Reported Suspect Demographics

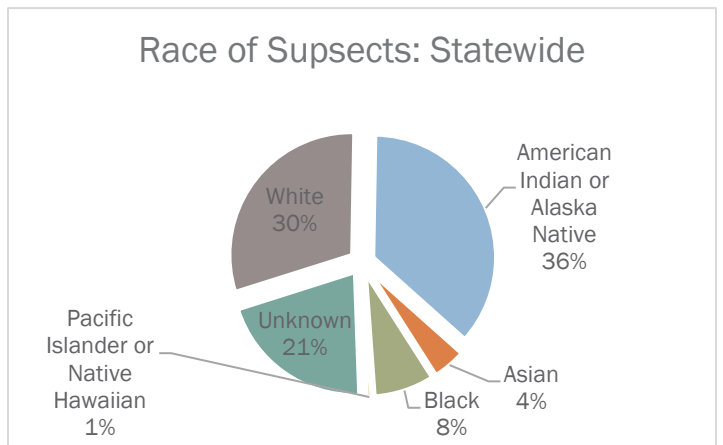
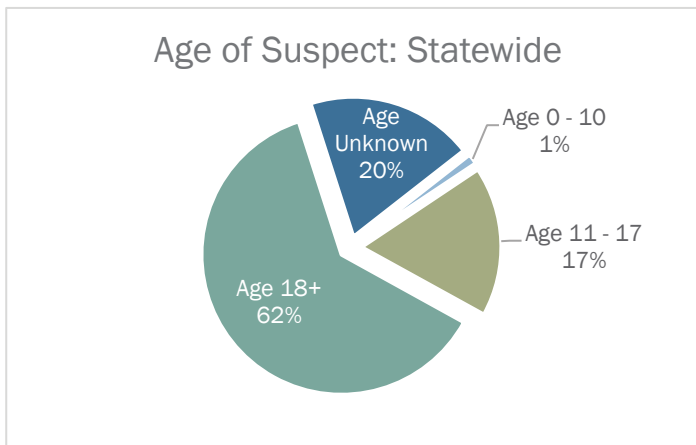
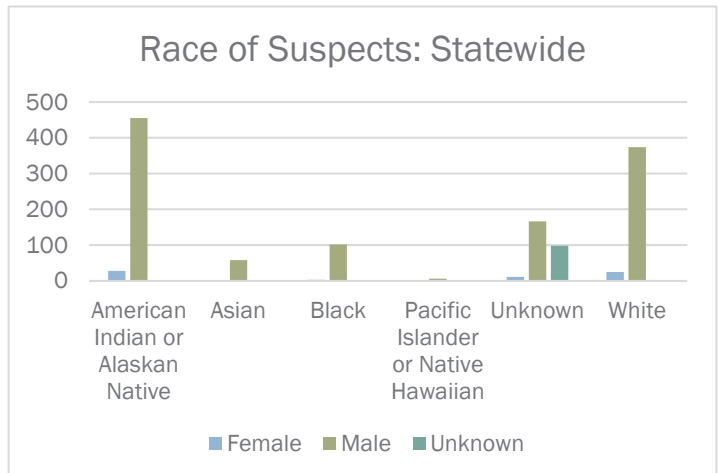
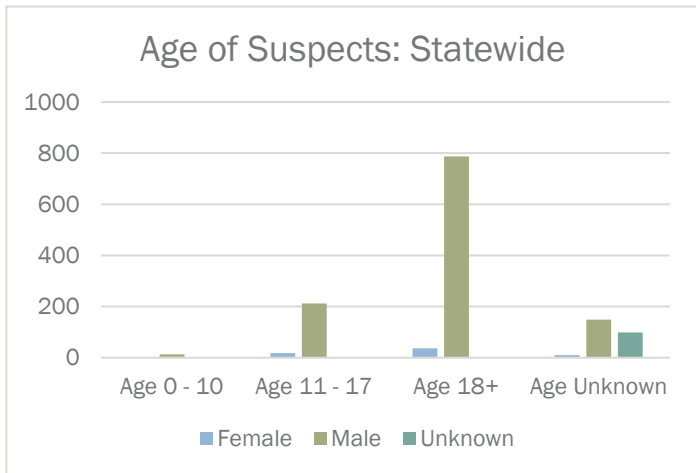
Suspect Race	Female	Male	Unknown Sex
American Indian or Alaska Native	28	455	0
White	25	374	2
Race Unknown	11	166	98
Black	3	102	0
Asian	0	58	0
Pacific Islander or Native Hawaiian	0	6	2

Suspect Age	Female	Male	Unknown Sex
Age Unknown	10	149	99
Age 0-10	2	13	1
Age 11-17	18	212	1
Age 18+	37	787	1

The median age of all male suspects was 30 years old, while the most common age was 15.

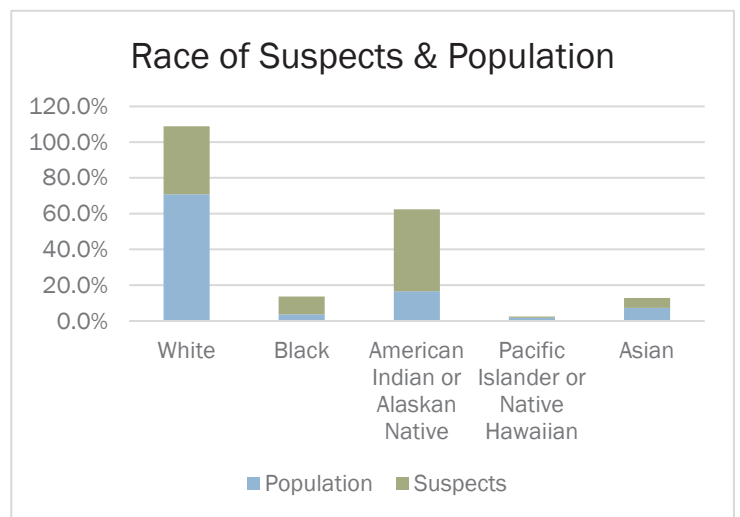
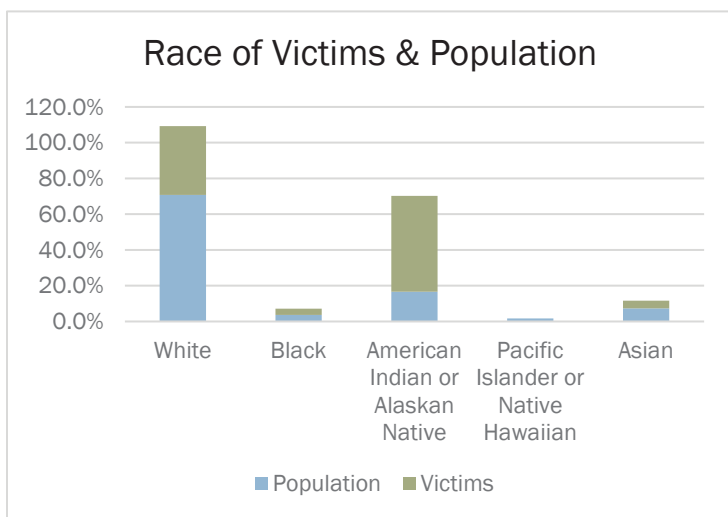
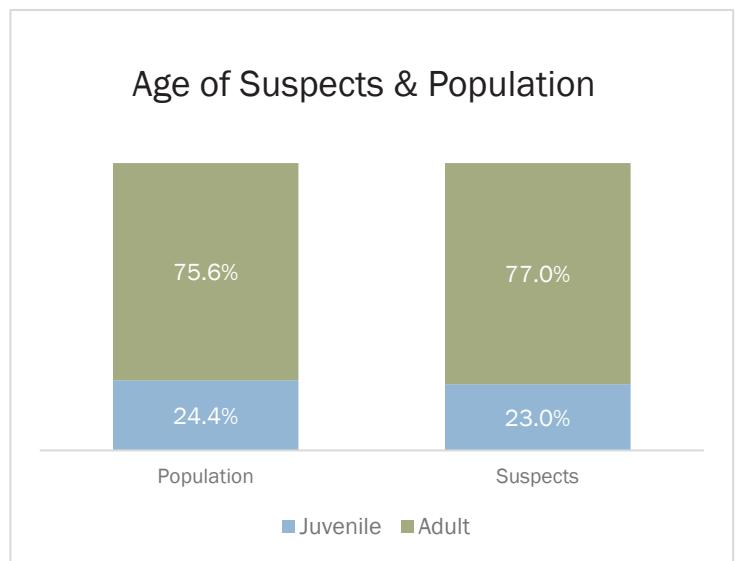
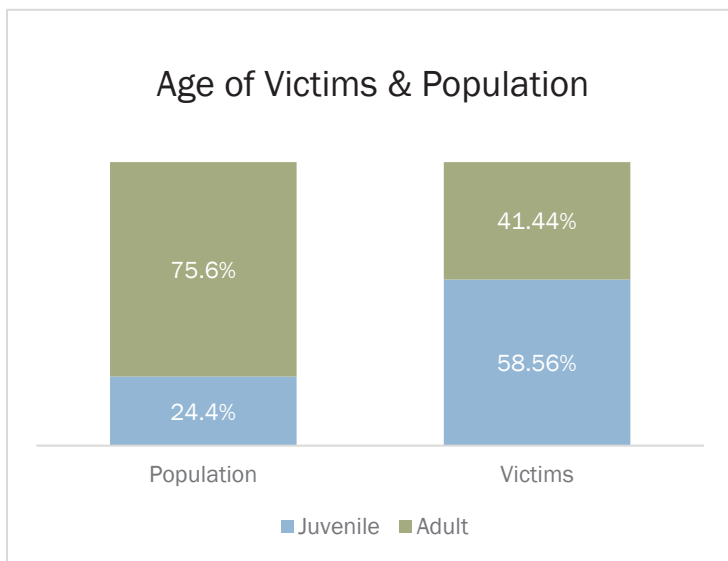
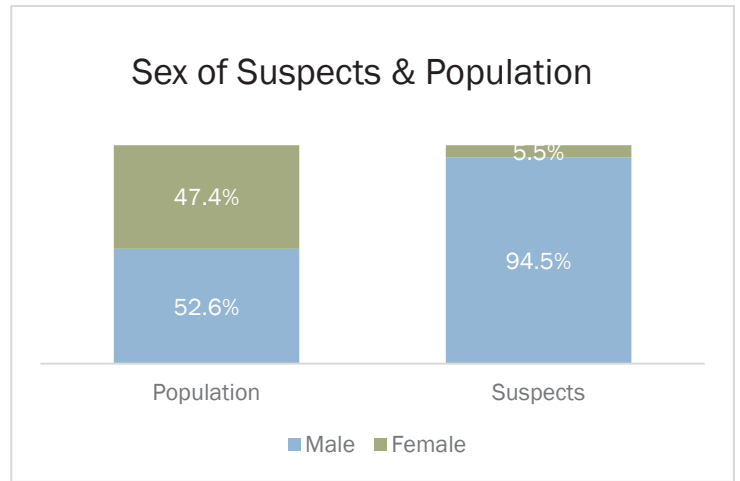
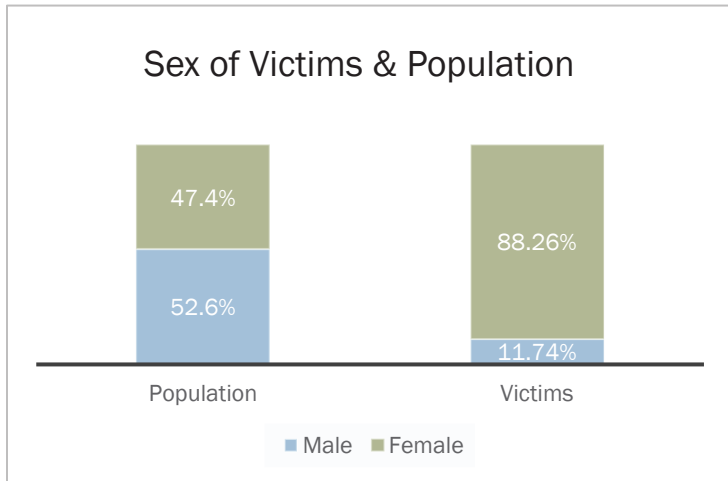
Alaska Native males comprised 43.1% and White males comprised 35.5% of reported male suspects with an identified race. Of the suspects whose age was provided, 77.0% were 18 years of age or older.



<sup>1</sup> Not all reported incidents included suspect information, and some incidents involved multiple suspects.

# 2023 VICTIMS & SUSPECTS RELATED TO POPULATION<sup>1</sup>

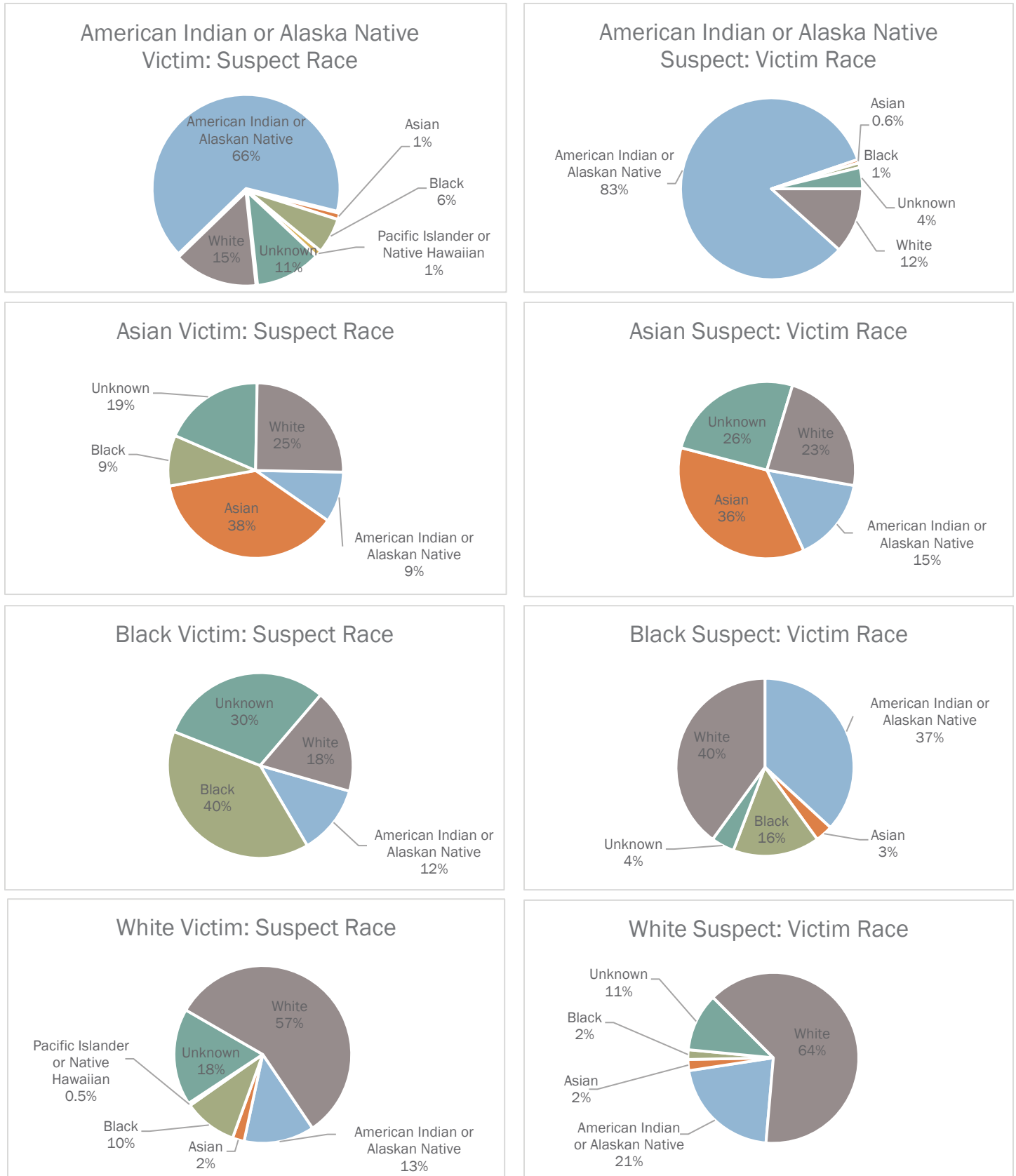
## Population Comparison



<sup>1</sup> Population demographics from [U.S. Census Bureau 2022 American Community Survey 5-Year Estimates](#); Percentages of race for population does not equal 100.0% to account for multi-race individuals. The Felony Sex Offense (FSO) guidelines advise agencies to report a single race code per individual.

# 2023 VICTIM/SUSPECT RACIAL RELATIONSHIPS<sup>1</sup>

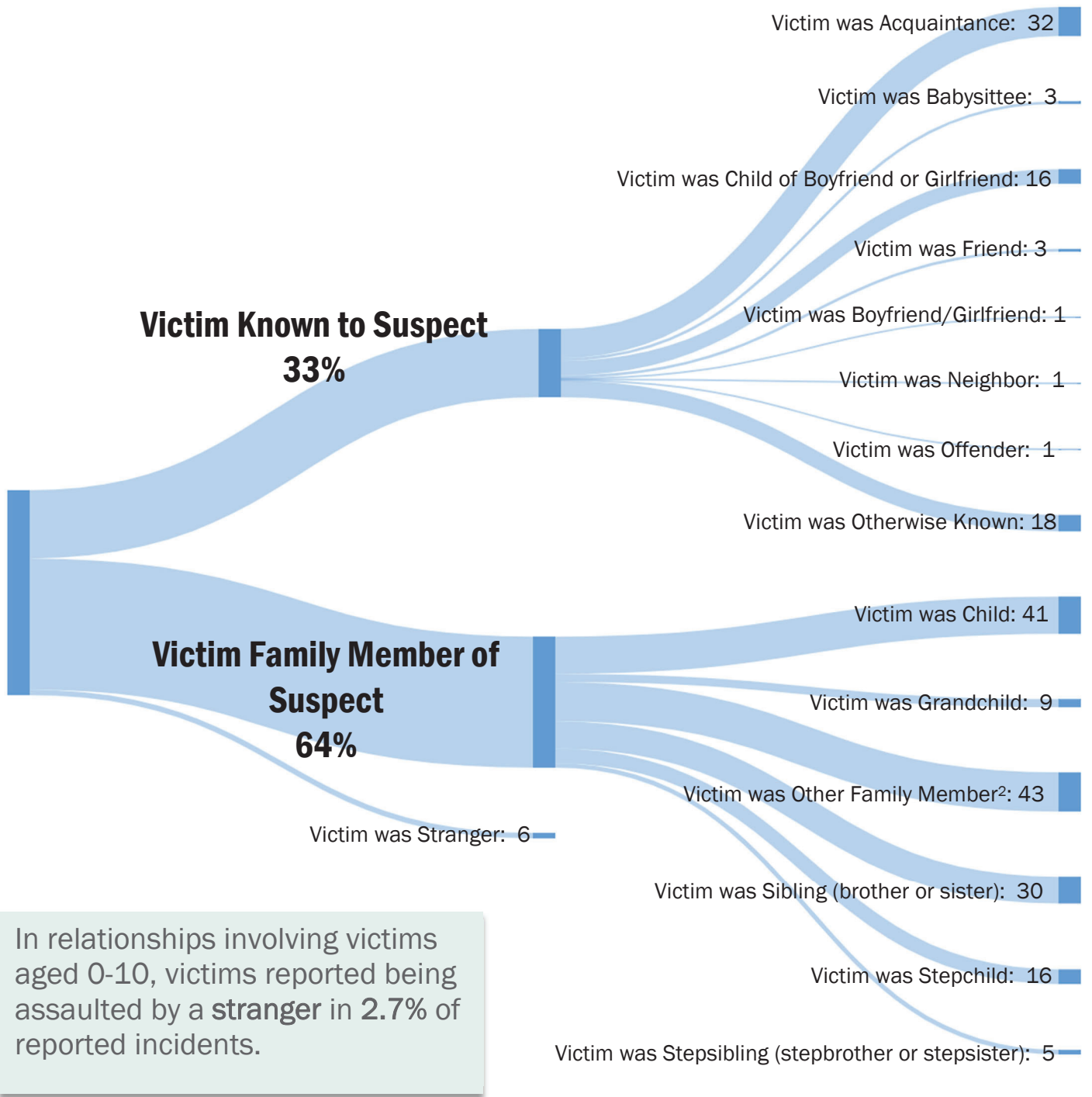
## Reported Victim Suspect Racial Comparison



<sup>1</sup> Not all reported incidents included suspect or victim demographics, and some incidents included multiple suspects or victims. Race of suspect for victims with unknown race not included, and race of victims for suspect with unknown race not included.

# 2023 RELATIONSHIP OF VICTIM TO SUSPECT<sup>1</sup>

## Victims 0-10 Years Old



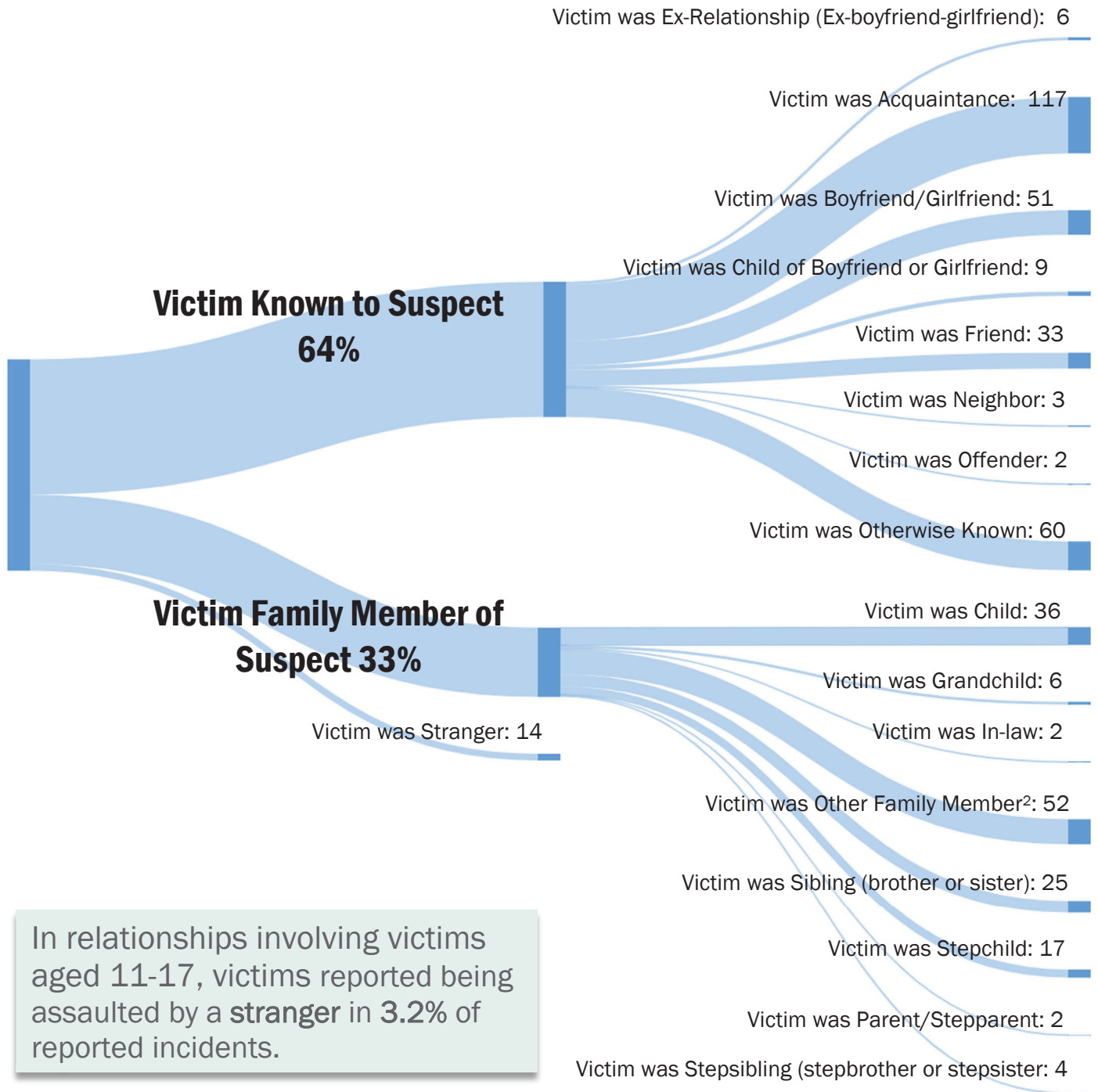
<sup>1</sup> Not all reported incidents included relationship data. The number of relationships will not equal the number of victims or incidents; with incidents in which multiple victims or suspects are involved, each victim-suspect pair is counted, resulting in more relationships than victims or suspects.

<sup>2</sup> For purposes of this publication, "Other Family" is defined as any familial relationship excluding a child/parent, grandchild/grandparent, stepchild/stepparent, sibling/stepsibling, spouse, or in-law.



# 2023 RELATIONSHIP OF VICTIM TO SUSPECT<sup>1</sup>

## Victims 11-17 Years Old



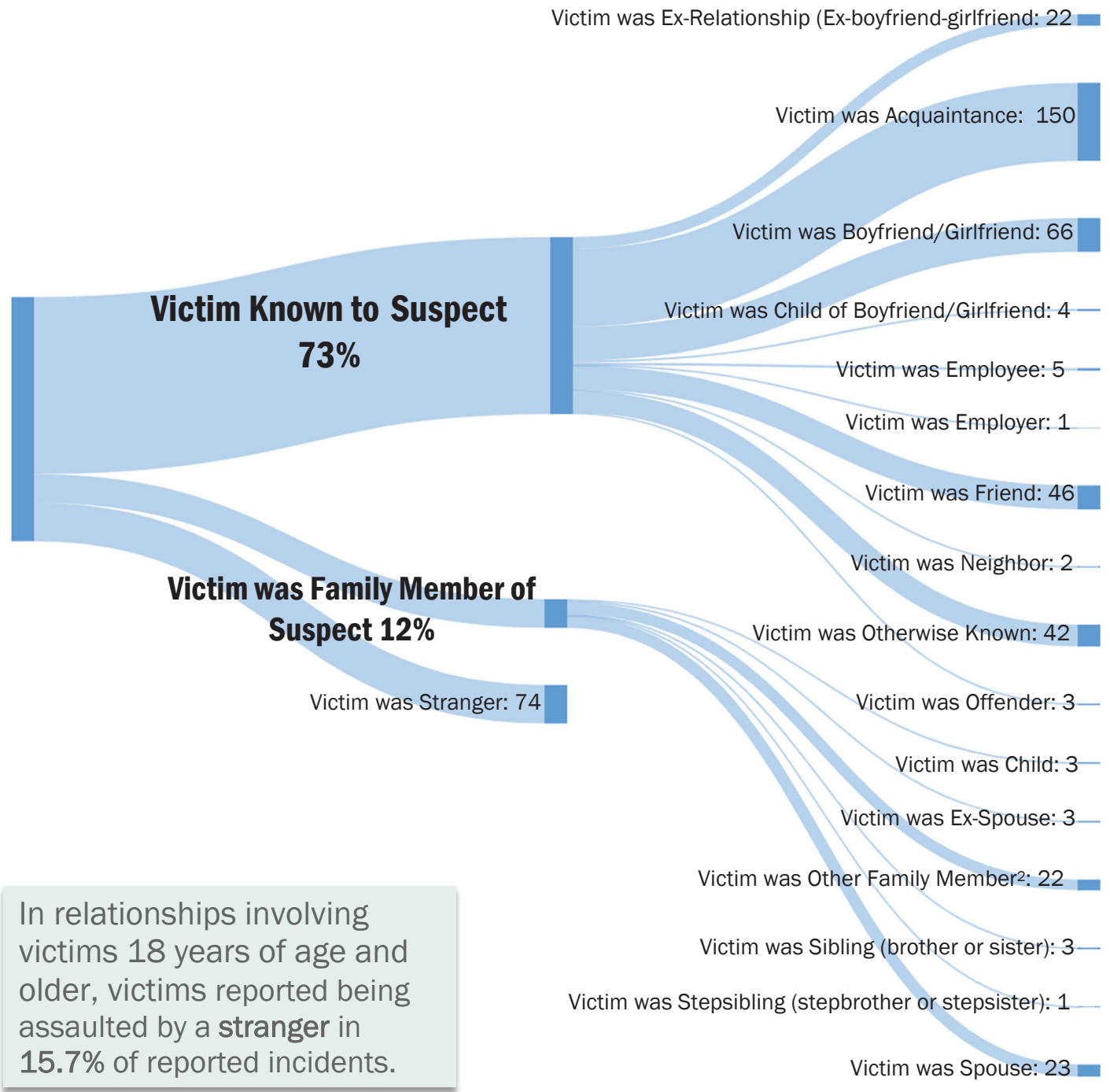
In relationships involving victims aged 11-17, victims reported being assaulted by a stranger in 3.2% of reported incidents.

<sup>1</sup> Not all reported incidents included relationship data. The number of relationships will not equal the number of victims or incidents; with incidents in which multiple victims or suspects are involved, each victim-suspect pair is counted, resulting in more relationships than victims or suspects.

<sup>2</sup> For purposes of this publication, "Other Family" is defined as any familial relationship excluding a child/parent, grandchild/grandparent, stepchild/stepparent, sibling/stepsibling, spouse, or in-law.

# 2023 RELATIONSHIP OF VICTIM TO SUSPECT<sup>1</sup>

## Victims 18+ Years Old



<sup>1</sup> Not all reported incidents included relationship data. The number of relationships will not equal the number of victims or incidents; with incidents in which multiple victims or suspects are involved, each victim-suspect pair is counted, resulting in more relationships than victims or suspects.

<sup>2</sup> For purposes of this publication, "Other Family" is defined as any familial relationship excluding a child/parent, grandchild/grandparent, stepchild/stepparent, sibling/stepsibling, or in-law.

# 2023 LOCATIONS AND WEAPONS<sup>1</sup>

## Reported Supplemental Data



61% of incident locations were reported as a Residence/Home

Locations	
Residence/Home	776
Other/Unknown	238
Hotel/Motel/Etc.	50
Highway/Road/Alley/Street/Sidewalk	33
Camp/Campground	25
Parking/Drop Lot/Garage	22
School-Elementary/Secondary	20
Park/Playground	18
Jail/Prison/Penitentiary/Corrections Facility	15
Drug Store/Doctor's Office/Hospital	10
School-College/University	10
Shelter-Mission/Homeless	8
Commercial/Office Building	7
Air/Bus/Train Terminal	6
Field/Woods	5
Bar/Nightclub	5
Church/Synagogue/Temple/Mosque	4
Lake/Waterway/Beach	4
Department/Discount Store	3
Government/Public Building	3
Abandoned/Condemned Structure	3
Restaurant	2
Industrial Site	2
Arena/Stadium/Fairgrounds/Coliseum	1
Daycare Facility	1
Service/Gas Station	1
Dock/Wharf/Freight/Modal Terminal	1



74% of incidents reported did not involve a weapon<sup>2</sup>

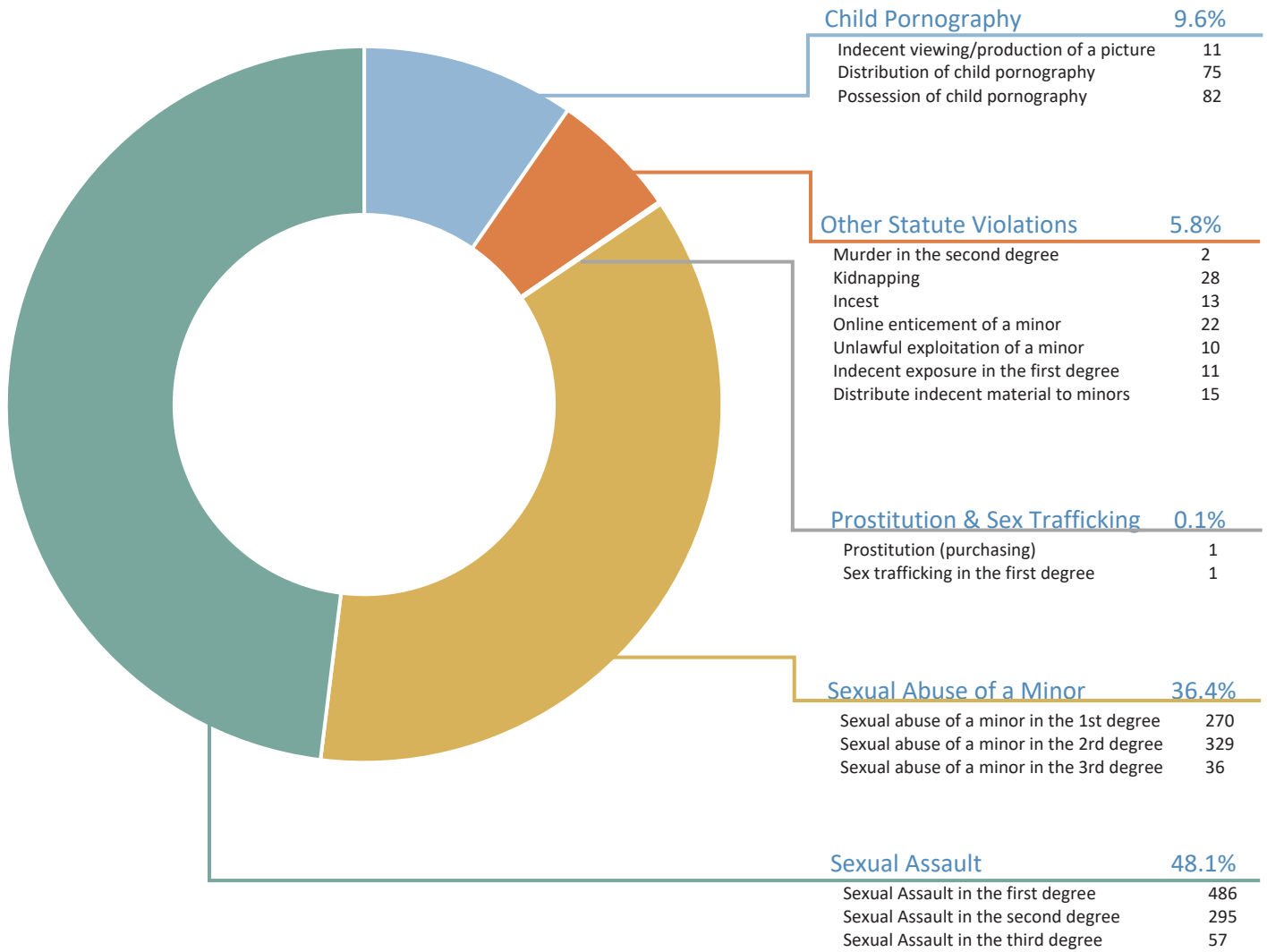
Weapons	
None	746
Unknown	234
Personal Weapons	202
Other	28
Asphyxiation	27
Knife/Cutting Instrument	12
Handgun	9
Drugs/Narcotics/Sleeping Pills	8
Blunt Object	4
Firearm	3
Poison	1

<sup>1</sup> Not all reported incidents included location and/or weapon data. Location and weapon definitions can be found in the FBI's National Incident Based Reporting System [User Manual](#).

<sup>2</sup> Includes None and Personal Weapons.

# 2023 STATE STATUTE VIOLATIONS<sup>1</sup>

## Reported Statutory Offenses



<sup>1</sup> These are counts of potential statute violations reported; there is no direct relationship to victim counts, number of incidents/cases, or actual charges filed

# REFERENCES & FURTHER READING

- Alaska State Legislature, [Statutory Definition of Felony Level Sex Offenses](#)
- Alaska State Legislature, [Statutory Requirement of Reporting Uniform Crime Information](#)
- Bureau of Justice Statistics, [National Crime Victimization Survey \(NCVS\)](#)
- Federal Bureau of Investigation, [Crime in the United States Annual Reports](#)
- Federal Bureau of Investigation, [Crime Data Explorer](#)
- Federal Bureau of Investigation, [National Incident Based Reporting - The Structure of Family Violence: An Analysis of Selected Incidents](#)
- Federal Bureau of Investigation, [Sex Offenses Reported via National Incident Based Reporting System in 2013](#)
- Federal Bureau of Investigation, [Uniform Crime Reporting program's rape definition](#)
- State of Alaska Department of Public Safety, [2022 Crime in Alaska Publication](#)
- Department of Public Safety, [Sex Offender/Child Kidnapper Registry](#)
- U.S. Department of Justice, [The Dru Sjodin National Sex Offender Public Website](#)
- University of Alaska Anchorage Justice Center, [Alaska Victimization Survey \(AVS\)](#)
- Bureau of Justice Statistics: [Sexual Assaults Recorded by Law Enforcement, 2019](#)