

# ALASKA DEPARTMENT OF PUBLIC SAFETY

---

Use of Force  
5-Year Report

July 1, 2018 – June 30, 2023

# Contents

Effectiveness Of Types of Force .....3

Incident Data .....4

Injury Data.....5

Arrest and Charge Data.....6

Firearm Discharge Data.....7

# Use of Force Incidents

## Overview

The Alaska Department of Public Safety (DPS) annually publishes a five-year trend analysis Use of Force report for all Use of Force incidents involving the Alaska State Troopers, Alaska Wildlife Troopers, Court Services Officers, Village Public Safety Officers, and Deputy Fire Marshals. This report includes data from July 1, 2018, to June 30, 2023.

DPS voluntarily participates in the US Department of Justice law enforcement use of force data collection effort.

For more information on DPS Use of Force policy, you can review our Operating Procedures Manual Chapter 107 at: [https://dps.alaska.gov/AST/PIO/CompleteOPM\\_Redacted.pdf](https://dps.alaska.gov/AST/PIO/CompleteOPM_Redacted.pdf).

### Total Use of Force Instances:

- Total instances: **2,111**
- Total number of employees involved: **4,614**
- Average age of involved citizen: **34**

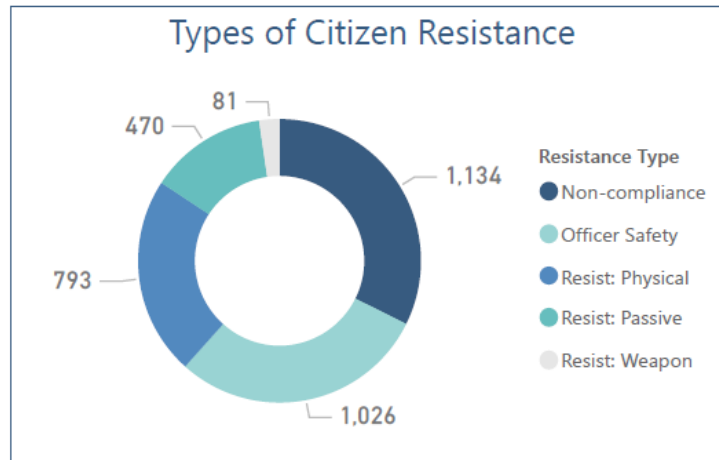
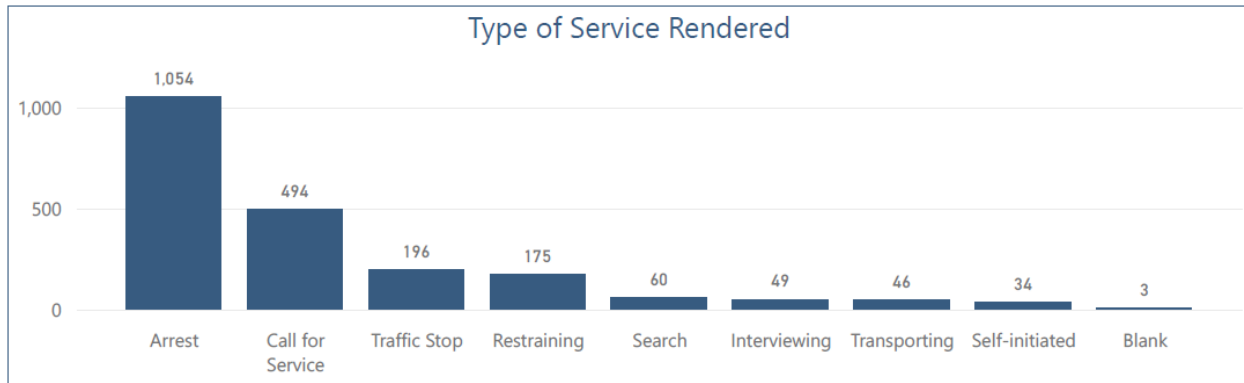
### Effectiveness Of Types of Force<sup>12</sup>

Type of Force Tally	Effective Total	Effective Percent	Not Effective Total	Not Effective Percent	Total
Armored Vehicle	39	91%	4	9%	43
Bean Bag Projectile	17	74%	6	26%	23
CS	10	67%	5	33%	15
CS Projectile	8	73%	3	27%	11
Display Firearm	656	86%	108	14%	764
Extraordinary	12	92%	1	8%	13
Firearm	1,391	92%	120	8%	1,511
Impact Weapon	32	84%	6	16%	38
K-9	114	90%	13	10%	127
LVNR	2	100%	0	0%	2
NFDD	7	70%	3	30%	10
OC	133	83%	28	17%	161
OC Projectile	8	57%	6	43%	14
Taser	505	72%	196	28%	701
Unarmed	1,624	95%	88	5%	1,712
<b>Total</b>	<b>4,558</b>		<b>587</b>		<b>5,145</b>

<sup>1</sup> An incident can have more than one type of force.

<sup>2</sup> "Display firearm" was added as a picklist option in January 2022. This is the same as "Firearm" but is selected when officers go to guard. If DPS discharges a firearm, it does not display as a Use of Force option as it is its own category of Firearm Discharge for an officer involved shooting.

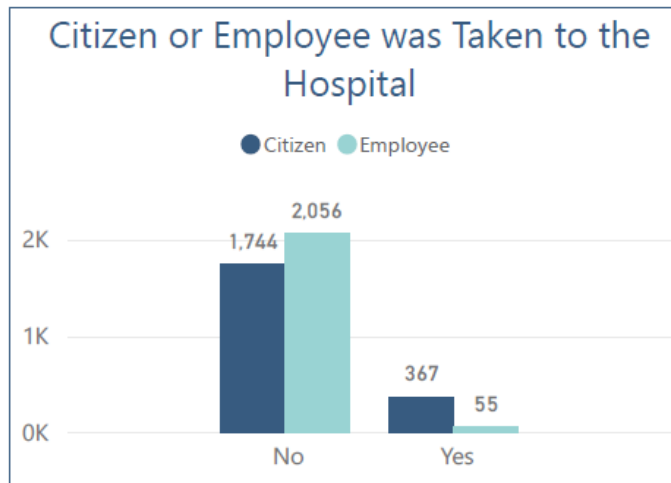
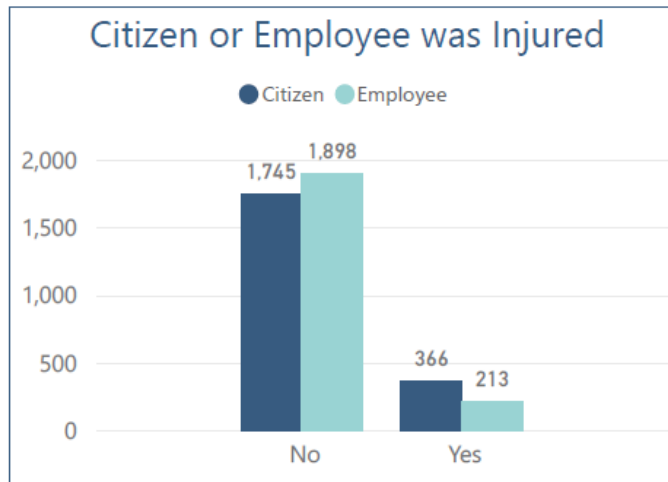
### Incident Data<sup>3</sup>



Reason	Total	Percent
Assaulting Citizen	55	3%
Assaulting Trooper	100	5%
Blank	3	0%
Combative Subject	239	11%
Non-compliance	611	29%
Officer Safety	704	33%
Resisting Arrest	399	19%
<b>Total</b>	<b>2,111</b>	

<sup>3</sup> Use of Force incidents can have more than one reason for using force, more than one citizen resistance type, and more than one service rendered.

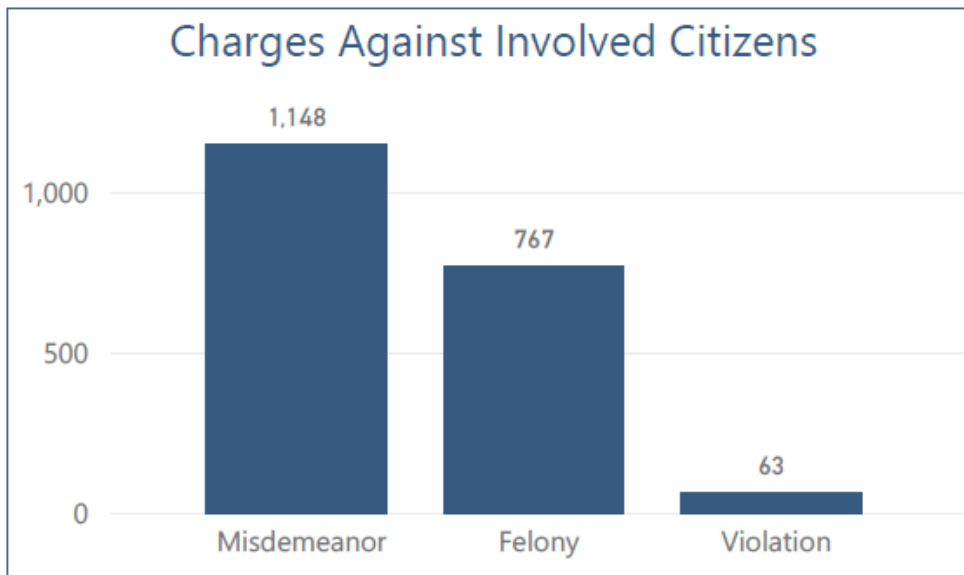
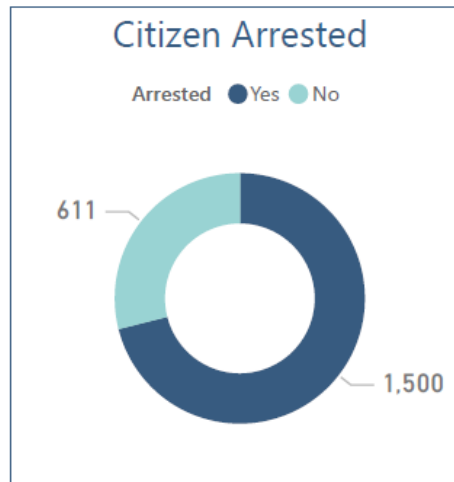
### Injury Data



**Types of Injury for Citizens and Employees**

Injury Type	Citizen	Employee
Blank	1	0
Incapacitating	13	2
No injuries noted or visible	787	1,703
Non-incapacitating	270	198
Possible	84	40
Unknown	77	11
<b>Total</b>	<b>1,232</b>	<b>1,954</b>

### Arrest and Charge Data



## Firearm Discharge Data

- **49** officers discharged firearms
- **30** involved citizens
- **21** citizens fatally wounded
- **6** citizens with non-life-threatening wounds

Firearm Discharges						
Location	Detachment	Suspect Armed with	Number of Involved Citizens	Number of Involved Citizens Fatally Wounded	Number of Involved Citizens with Non-life Threatening Wounds	Number of Officers who Discharged Firearms
Anchor Point	A	Handgun	1	1	0	2
Copper Center	B	Accelerant	1	1	0	1
Delta Junction	I	Rifle	1	1	0	2
Dillingham	C	Rifle	1	0	1	3
Fairbanks	D	Handgun	5	4	1	10
Fairbanks	D	Paintball Gun	1	1	0	1
Fairbanks	D	Rifle	2	2	0	4
Fairbanks	D	Unarmed Combat	1	0	0	1
Glennallen	B	Rifle	1	0	0	2
Golovin	C	Shotgun	1	0	1	1
Holy Cross	C	Rifle	1	1	0	1
Kasilof	A	Handgun	1	1	0	1
North Pole	D	Handgun	1	0	1	2
Palmer	B	Handgun	1	0	1	1
Palmer	B	Knife	1	1	0	1
Salcha	D	Rifle	1	1	0	1
Selawik	C	Shotgun	1	1	0	1
St. Mary's	C	Knife	1	1	0	1
Sterling	A	Handgun	1	0	0	1
Togiak	C	Handgun & Shotgun	1	0	1	1
Wasilla	B	Handgun	2	2	0	4
Wasilla	B	Shotgun	1	1	0	5
Wasilla	B	Unarmed Combat	1	1	0	1
Wasilla	I	Handgun	1	1	0	1
<b>Total</b>			<b>30</b>	<b>21</b>	<b>6</b>	<b>49</b>