



If you have any questions contact the Alaska Police Standards Council at:

APSC@Alaska.Gov

or

The APSC Training Coordinator

CJ Smith

at

Christopher.Smith@Alaska.Gov

(907) 269-0007

Guide Contents Overview

1 State Of Alaska Reciprocity Requirements and Conditions

2 Reciprocity Slideshow and Timeline


3 Tips on How to Complete the F22 and Obtain all Required Training Documentation

4 F22 Acceptable and Not Acceptable Title Entries and Training Definitions

5 Completed F22 Example

6 Link to Complete Training Document Example

(It is linked so when it opens it reflects the correct page numbers listed on the F22 example in this guide)

 This guide provides all necessary references and examples to support users through the Alaska reciprocity process, from requirements to completed form examples.

State Of Alaska Reciprocity Requirements and Conditions



Waiver and Reciprocity

Conditions:

Per [13 AAC 85.060](#), the council may, at its discretion, waive part or all of the basic academy training if an applicant furnishes satisfactory evidence that the applicant successfully completed an equivalent basic police training academy. **A reciprocal Officer must still attend a council certified recertification police training academy that consists of a minimum of 80 hours of classroom and practical training.**

In order for a basic police academy outside of Alaska to be considered reciprocal it must have been at least 650 hours and include the following topics of instruction:

1. Disability awareness and working with those with disabilities
2. Bloodborne pathogens
3. Ethics
4. Constitutional law and civil rights
5. Control tactics
6. Cardiopulmonary resuscitation (CPR), basic first aid, and use of an automated external defibrillator (AED)
7. Criminal investigation including:
 - a. Controlled substances
 - b. Crimes against minors
 - c. Sex crimes & human trafficking (Minimum of 12 hours of instruction on Sexual Assault)
8. The criminal justice system
9. Criminal law and procedure
10. Crime scene investigation
11. Cultural diversity
12. Domestic violence (Minimum of 12 Hours)
13. Driving under the influence, field sobriety training, and use of a scientific instrument to analyze a sample of a person's breath and determine the breath alcohol content of that sample
14. Electronic evidence and identity theft
15. Classroom and practical emergency vehicle operations
16. Emotional survival, police stress and trauma
17. Mental health issues
18. Firearms, including:
 - a. Classroom instruction
 - b. Handguns, practical instruction
 - c. Handguns, practical instruction, low-light operations
 - d. Long guns, practical instruction
 - e. Long guns, practical instruction, low-light operations
19. Hazardous materials

20. Interview and interrogation
21. Juvenile law and procedure
22. Patrol procedures
23. Police tools, including TASER, oleoresin capsicum, baton, handcuffs, and radar
24. Professional communication
25. Radio procedures
26. Report writing
27. Search and seizure and search warrants
28. Social media
29. Traffic law and stops, including practical scenarios and accident investigation
30. Use of force

APSC exercises discretion by individually evaluating a reciprocal applicant's entire training history to determine if the above criteria have been met. For example; an officer with many years of experience and hours of in-service and advanced training is likely eligible for Alaska reciprocity despite their basic academy, years earlier, only being 450 hours in length. Additionally, prior police experience is recognized in Alaska toward Intermediate and Advanced officer certification. Interested applicants are urged to [contact APSC](#) if they have any questions.

To ultimately obtain Alaska Certification the reciprocal applicant must:

- Meet the minimum standards for a police officer under Alaska's statutes and regulations;
- Successfully complete the Alaska reciprocity academy or an equivalent;
- Successfully complete an approved field training program with an Alaskan agency;
- Successfully complete a 12-month, full time, probationary employment period as an officer with an APSC member agency.

For additional inquiries about waiver and reciprocity including submission of records for review please contact the Alaska Police Standards Council Training Coordinator at apsc@alaska.gov or 907-269-0007. When submitting training and employment records for reciprocal review please include as detailed and complete a record as is available.

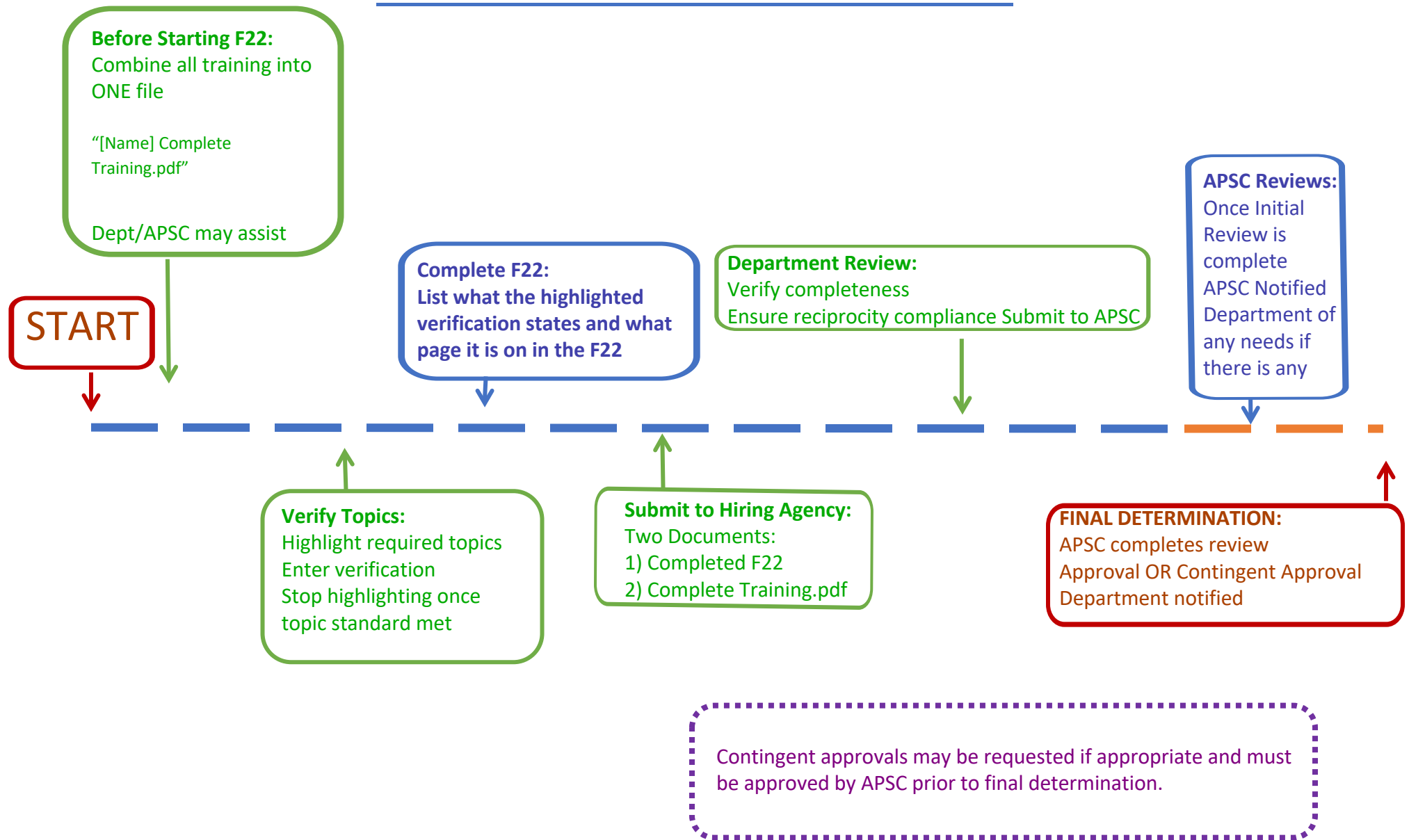
Reciprocity Slideshow and Timeline

Reciprocity Slideshow QR Code



If you can not use a QR Code Press the QR Code Button it is linked to the Slideshow

APSC Reciprocity



3

Tips on How to Complete the F22 and Obtain all Required Training Documentation



Tips On How To Complete The F-22 And Obtain All Required Training Documentation

Required Documentation

- Academy Certificate(s)
- Academy Individual Training Report
- Academy Syllabus with Clarification of each subject taught (Version Specific to the Academy dates you attended)
- Agency Individual Training History Report(s) from all Agencies employed
- All Certificates (Pertaining to the required topics for verification)

Initial Attempt

- Attempt to obtain all training history report and certificates from the agency(s) you are/were employed with.
- Verify the obtained documents and start completing the F-22 Police Reciprocity Verification Form.
- If not all requirements are met go to the next section below.

More Documentation Required Than What Agency(s) Provided

- If you're unable to obtain all the training history and required documents that you need for verification from your agency you will then attempt to contact the Academy that you attended.
- Request all training history reports and certificates on file with that academy.
- With new documents verify what can be completed on the F-22 Police Reciprocity Verification Form.
- If there is any required training on the F22 that you have completed but it doesn't state it on any of your training history or certifications because it was covered in a course for example button may not be stated in your training history, but it was completed in control tactics. You will then request a memorandum on agency letterhead from that Academy For verification of that training. See example below

Officer Jones has completed the following training covered in the courses on the dates listed below

<u>Required Training</u>	<u>Course Completed Under</u>	<u>Date Completed</u>
<i>Bloodborne pathogens</i>	<i>Law Enforcement Medical Course</i>	<i>01/01/2024</i>
<i>Baton</i>	<i>Control Tactics</i>	<i>01/02/2024</i>

- If you are unable to
- If not all requirements are met go to the next section below.

If You Are Unable To Obtain All Your Training Documents Or Clarification From Your Agency And Academy

- Contact the governing body of your state usually referred to as P.O.S.T or Training and Standards Council

Missing Requirements Or Unable To Acquire All Needed Documents

- Contact the agency you are working with and inform them of the situation and send the completed F-22 Police Reciprocity Verification Form along with all documents you have.
- If not working with an Alaskan agency contact The Alaska Police Standards Council at apsc@alaska.gov and inform them of the situation and send the completed F-22 Police Reciprocity Verification Form along with all documents you have

All Requirements Are Met

- Submit the completed F-22 Police Reciprocity Verification Form along with all documents you have to the Alaska agency you are currently working with for review and submission to the Alaska Police Standards Council.
- If not working with an agency in Alaska, submit the completed F-22 Police Reciprocity Verification Form along with all documents you have to The Alaska Police Standards Council at apsc@alaska.gov

4

F22 Acceptable and Not Acceptable Title Entries

Course	Title
Topic	Acceptable
650 hours Minimum Total Hours:	
Use of force	Use of force, force training, Constitutional Force
Bloodborne pathogens	Bloodborne diseases, bloodborne transmission prevention, bloodborne precautions
Classroom and practical EVOC	EVOC, tactical driving, emergency driving, Skid car
Constitutional law, civil rights, disability awareness	Constitution and civil rights, constitutional policing,
Control Tactics	Control tactics, defensive tactics, name of a certain program, arrest and control
CPR/Basic first aid/AED	cardiopulmonary resuscitation, first aid, automated defibrillator
Criminal investigations	
<ul style="list-style-type: none"> Controlled substances 	narcotics investigation, drug investigation, Illicit substance investigation
<ul style="list-style-type: none"> Crimes against minors 	child abuse investigation, crimes against children investigation, sexual abuse of minors investigation
<ul style="list-style-type: none"> Sex crimes and human trafficking 	Sexual assault investigation, rape investigation, trafficking, sex trafficking, child trafficking
Criminal justice system	justice overview, judicial process
Criminal law and procedure	Penal Code, arrest law and procedure
Crime scene investigation	crime scene evidence, scene preservation
Cultural diversity	cultural awareness, cultural sensitivity, cultural relations
Disability Awareness & working w/ those w/ Disabilities	Interacting with the disabled, Interaction with the disabled
Domestic violence 12 hours	family violence, spousal assault, family disturbance, domestic crimes
DUI/FST/Use scientific instrument to determine BrAC	OWI, SFST, impaired driving, breathalyzer, data master, intoxilyzer, breath test operator
Electronic evidence and identity theft	digital evidence, identity crimes,
Emotional survival, police stress, and trauma	Wellness, Officer mental health, Addressing stress
Ethics	code of ethics, ethics and law enforcement
Firearms	
Classroom instruction	firearms, Duty weapon training
<ul style="list-style-type: none"> Handguns, practical instruction 	Pistol, Glock, sig, semi auto pistol
<ul style="list-style-type: none"> Handguns, practical instruction, low-light ops 	handgun low light, handgun night fire, handgun reduced light
<ul style="list-style-type: none"> Long guns, practical instruction 	patrol rifle, carbine, shotgun, AR
<ul style="list-style-type: none"> Long guns, practical instruction, low-light ops 	long gun low light, long gun night fire, long gun reduced light
Hazardous materials	Haz Com, HAZMAT
Interview and interrogation	Statements and gaining confessions
Juvenile law and procedures	juvenile code, Child law
Mental health issues	mental health awareness, Emotionally unstable Population
Patrol procedures	patrol techniques, patrol process, patrol basics
Police tools	
<ul style="list-style-type: none"> TASER 	Dart fired electronic control device, X26, X2, Taser 7
<ul style="list-style-type: none"> OC 	oleoresin capsicum, pepper spray
<ul style="list-style-type: none"> Handcuffs 	handcuffing, wrist restraints, handcuff techniques
<ul style="list-style-type: none"> Baton 	ASP, nightstick, collapsible baton, PR24
<ul style="list-style-type: none"> Radar 	lidar, Speed detection instrument
Professional communication	Law enforcement communication
Radio procedures	Radio use, radio communication
Report writing	written reports, incident reports, police reports
Search and seizure and search warrants	Seizure procedures, warrant procedure and process
Social media	personal online use,
Traffic law & stops/practical scenarios/accident inv.	Traffic procedures, crash investigation, Traffic enforcement and safety procedures

Course	Title
Topic	Not Acceptable
650 hours Minimum Total Hours:	
Use of force	control tactics, defensive tactics, deadly force range training
Bloodborne pathogens	medical training, American Heart saver association, CPR training
Classroom and practical EVOG	patrol procedures
Constitutional law, civil rights, disability awareness	criminal law, criminal justice
Control Tactics	Arrest
CPR/Basic first aid/AED	American Heart Association, lifesaver
Criminal investigations	
• Controlled substances	investigation procedures
• Crimes against minors	juvenile law
• Sex crimes and human trafficking	crimes against person
Criminal justice system	criminal law
Criminal law and procedure	justice
Crime scene investigation	investigation process
Cultural diversity	ethics
Disability Awareness & working w/ those w/ Disabilities	community interaction
Domestic violence 12 hours	assault response, disturbances
DUI/FST/Use scientific instrument to determine BrAC	patrol procedures
Electronic evidence and identity theft	evidence processing, crimes against persons
Emotional survival, police stress, and trauma	Tactical survival
Ethics	orientation, Law enforcement responsibility
Firearms	
Classroom instruction	police weapons, range
• Handguns, practical instruction	firearms, duty weapon training, range
• Handguns, practical instruction, low-light ops	firearms, duty weapon training, range
• Long guns, practical instruction	firearms, duty weapon training, range
• Long guns, practical instruction, low-light ops	firearms, duty weapon training, range
Hazardous materials	incident response
Interview and interrogation	Police statements, Suspect process
Juvenile law and procedures	child abuse, sexual assault on a minor
Mental health issues	community policing
Patrol procedures	Police duties
Police tools	
• TASER	intermediate weapons, defensive tactics, control tactics
• OC	intermediate weapons, defensive tactics, control tactics
• Handcuffs	defensive tactics, control tactics
• Baton	intermediate weapons, defensive tactics, control tactics
• Radar	patrol procedures, traffic enforcement
Professional communication	ethics, community policing
Radio procedures	communication
Report writing	Arrest process
Search and seizure and search warrants	vehicle search
Social media	online investigations, digital evidence
Traffic law & stops/practical scenarios/accident inv.	Patrol, Law enforcement procedures



**Alaska Police Standards Council
Reciprocity Training Definition Reference**

Course Topic	Defining Examples
Use of force	Constitutional and legal standards for the use of force. Human Performance and mindset. Factors used to make judgments on justification of an officer's decision, including threat assessment cues. De-escalation and Duty to Intervene. Decision making centered around Objective Reasonableness.
Bloodborne pathogens	OSHA Bloodborne Pathogens Standard.
Ethics	Professional standard of Ethics and Conduct. To foster values, integrity, and principles as they relate to law enforcement decision making. Gaining respect, honor, and developing public trust through ethical and professional decision making.
Constitutional law, civil rights, disability awareness	Statutes and the Rules of Criminal Procedure applicable to the laws of arrest. Discussions of the State Supreme Court, the State Court of Appeals and the United States Supreme Court relating to the statutes and rules. The difference between civil and criminal law with an explanation of the classification of crimes with a short introduction to legal research.
Control Tactics	Methods for physically controlling combative subjects. Specific defensive tactic techniques, control techniques, handcuffing methods, and searching methods, uncooperative subject, and in weapon retention.
CPR/Basic first aid/AED	To enable the students to apply basic first aid treatment within the principles of the basic Cardio pulmonary resuscitation (CPR), Automated External Defibrillator (AED) Equivalent to American red cross heart saver standard.
Criminal investigations	
<ul style="list-style-type: none"> • Controlled substances 	Basic orientation to general dangerous drug classification, drug laws, symptoms of drug abuse and introduction to drug identification. dangerous drug testing and identification. Instruction on domestic marijuana cultivation and associated officer hazards.
<ul style="list-style-type: none"> • Crimes against minors 	Sexual assault/exploitation of children will provide an overview of investigative techniques including interviewing.
<ul style="list-style-type: none"> • Sex crimes and human trafficking 	Rape evidence collection and the need for officer awareness of the psychological factors of the victim.
Criminal justice system	The three main components and how they interact with each other.
Criminal law and procedure	Statutory offenses, legal definitions and how to apply them
Crime scene investigation	Duty of the first responder. Protection and preliminary survey of the crime scene. Recording the crime scene through, photography, diagrams, and recorded scene observations. Crime scene search and evaluation of the evidence. Collection and preservation of the evidence. Final crime scene survey and release of the scene. Organization, analysis, and presentation of the case. The written report.
Cultural diversity	Increase awareness regarding Cultural Diversity in Law Enforcement. Encourage fair and positive law enforcement with all cultures and the importance of being able to work with and among different cultures.
Domestic violence 12 hours	response to domestic Violence from a law enforcement perspective. The dynamics of domestic violence is examined, and the traditional myths related to the causes of domestic violence are explored. The statutory requirement of mandatory arrest and the exceptions to mandatory arrest. Statutory definition of domestic violence, lethality indicators, strangulation, stalking, protective orders, information for victims of domestic violence, violent crime compensation, and response procedures that outline officer safety risks and hazards.
DUI/FST/Use scientific instrument to determine BrAC	Detecting and apprehending DUI offenders, developing an understanding of the complex involvement of alcohol problems confronted by police officers, and understanding the relationship between driving impaired and traffic crashes. Reasons behind necessary enforcement action, procedures for detecting, testing,

Alaska Police Standards Council Reciprocity Training Definition Reference

	and processing the suspect, gathering and recording of evidence, and maintaining chain of custody. DUI law, concepts, and principles of the Standardized Field Sobriety Tests (SFSTs). Meets standards for all phases of instruction required for certification of operators on certified breath test instrument. Instruction of pharmacology and toxicology of alcohol, the theory and operation of the breath test instrument, the legal requirements to be met
Electronic evidence and identity theft	Collection of digital evidence and other non-physical evidence and information surrounding identity theft.
Classroom and practical EVOC	basic knowledge, skills and efficient use of patrol vehicles. Emphasis is placed on proactive, defensive driving and the establishment of the ability to avoid involvement in accidents regardless of road or weather conditions. The skid control portion utilizes a skid car, the most advanced equipment available, and principals and dynamics of vehicle weight change in skid conditions, recognize conditions conducive to skids, prevention of entry into skids and skills in successful recovery from skids.
Emotional survival, police stress, and trauma	Critical Incident Management support, stress reducing training for Law Enforcement, mental and physical trauma training
Mental health issues	Recognition of individuals in crisis, how best to interact with individuals in crisis, officer safety concerns, and state law.
Firearms	
Classroom instruction	Relevant aspects of firearms training for a police officer, safety. Primary emphasis is placed on the fundamentals of safety, grip, and trigger control, breathing, sight alignment, stance, and the balance of speed, handgun power, and accuracy. Additional emphasis is on mental conditioning, weapon manipulation and continuity of fire.
<ul style="list-style-type: none"> Handguns, practical instruction 	Effective handgun shooting stance, presentation, recoil control weapon retention and accuracy.
<ul style="list-style-type: none"> Handguns, practical instruction, low-light ops 	Low and/or no light , practice with a handgun while shooting at targets using handheld flashlight techniques, weapon mounted lights, around patrol car lights, backlighting, and front lighting.
<ul style="list-style-type: none"> Long guns, practical instruction 	Effective long gun shooting stance, presentation, recoil control weapon retention and accuracy.
<ul style="list-style-type: none"> Long guns, practical instruction, low-light ops 	Low and/or no light , practice with a long gun while shooting at targets using flashlight techniques, weapon mounted lights, around patrol car lights, backlighting, and front lighting.
Hazardous materials	Hazardous Materials Awareness for First Responders is designed to provide the student with the basic skills necessary to safely and effectively manage the initial activities of an emergency involving the uncontrolled release of dangerous chemicals.
Interview and interrogation	Basic guidelines for conducting interviews and obtaining statements. An introduction to behavioral analysis and the procedures for conducting legally acceptable interrogations and obtaining admissions and confessions.
Juvenile law and procedures	Legal procedures for handling juveniles before and after arrest in accordance with the Juvenile Justice and Delinquency Act of 1974 Regulations involving runaway minors and children in need of aid. Further discussed are tactics and procedures for handling adolescents
Patrol procedures	Purposes of patrol as crime prevention, responding to calls for service, and selective enforcement. Different types and methods of patrol. Basic techniques for accomplishing the patrol function. Patrol, response to emergency situations and indicators that sharpen the skills of observations and perception, professional note taking skills, death notifications, noise complaints, open doors, missing persons calls, welfare checks, and response techniques to barricaded suspect calls, burglaries, and robberies in progress.
Police tools	
<ul style="list-style-type: none"> TASER 	Proper use of the TASER as related to law enforcement and or animal control. Proper treatment and first aid procedures for an individual

Alaska Police Standards Council Reciprocity Training Definition Reference

	subjected to a TASER deployment and outlines the required reporting procedures to be followed when the TASER is utilized as a defensive weapon.
<ul style="list-style-type: none"> • OC 	Basic knowledge and skills in the proper use of pepper sprays as related to law enforcement and or animal control. It also explains the proper treatment and first aid procedures for an individual subjected to pepper spray and outlines the required reporting procedures to be followed when pepper sprays are utilized as a defensive weapon.
<ul style="list-style-type: none"> • Handcuffs 	Handcuffing in standing, kneeling, and prone positions.
<ul style="list-style-type: none"> • Baton 	Advantages and disadvantages of collapsible batons, factors effecting successful control, body mechanics, motor skill development, including primary target areas and non target areas.
<ul style="list-style-type: none"> • Radar 	Specific operation of RADAR/ LIDAR instruments and the possibility of interference and malfunctions of the instruments and the ways to avoid them.
Professional communication	Provides the student with the verbal tools necessary to successfully manage their routine interactions as well as extraordinary confrontations that they find themselves in. The objective of this course is to provide the student with an increased awareness and understanding of one's communication skills. This increased awareness will lead the student to a greater sense of Officer Safety and Enhanced Professionalism.
Radio procedures	police use of the radio for communication. the theory behind radio function. The components and functions of simplex, repeater and trunked radio systems.
Report writing	Law Enforcement reports, standards for acceptable reports and adequate writing skills.
Search and seizure and search warrants	Basic understanding of search and seizure and the problems that he/she will encounter both "on thestreet" and in the courtroom. Probable cause and reasonable suspicion and how to apply these standards. How the Fourth Amendment applies in all aspects of search and seizure. Difference between searches made with warrants and those made without warrants.
Social media	Parameters of the First Amendment and freedom of expression as a public employee in a voluntary work arrangement with a government employer and how that relates to information disseminated on social media.
Traffic law & stops/practical scenarios/accident inv.	Elements of specific crimes are outlined with emphasis placed on licensing requirements, registration requirements, moving violations, and equipment violations. Officer safety and procedural standards of high risk stops, Basic accident investigation course is structured to introduce the trainee to on scene recording of traffic accident evidence and to respond appropriately to the laws violated.
Disability Awareness & working w/ those w/ Disabilities	Complying with the ADA and interacting and performing official duties with individuals with disabilities.

5

Completed F22 Example



F-22 POLICE RECIPROCITY VERIFICATION FORM INSTRUCTIONS

Required Documentation

- Academy Certificate(s)
- Academy Individual Training Report
- Academy Syllabus with Clarification of each subject taught (Version Specific to the Academy dates you attended)
- Agency Individual Training History Report(s) from all Agencies employed
- All Certificates (Pertaining to the required topics for verification)

If any of these are not able to be provided please state why in the notes section

Instructions

Please complete the verification form below using the listed instructions.

- If you have completed the listed training and can verify it in the documents you are submitting, mark the met box with a check mark.
- Note what document (**name of the document should be the name of the document you created to send**

Example  My Academy 2023 Syllabus.pdf 840 KB **not the documents inside as one file may have more than**

one document in it).

- Notate what page the verification can be found based on the file you listed. For example in PDF there should be a number on the side that shows what page the file is open to. See the example shown. Enter this in the page section on the checklist
- In the Title box list the where it references the required topic. On the file you are going to submit, highlight the notated training in the documentation. See the example below for someone who is verifying bloodborne pathogens. Note it is bloodborne pathogens that is highlighted not the main course title. The highlighted portion should have the a form of the name of the required training. This will make verification smoother and responses in a more timely manner.

First Responder

Courses: Officer Emergency Medical Care Course (36 hours); Bloodbourne Pathogens Training (2 hours); Right-to-Know Laws/Hazardous Materials (2 hours); Suicide Awareness Training (2 hours)

Example of completed topic on the checklist

Bloodborne pathogens	<input checked="" type="checkbox"/>	My Academy 2023 Syllabus	2	Bloodborne Pathogens Training	<input type="checkbox"/>
----------------------	-------------------------------------	--------------------------	---	-------------------------------	--------------------------


- If there is any training that you have completed, but it is not physically stated within your documentation for example baton, this is something that is commonly covered within defensive tactics/ control tactics, but it isn't always mentioned in the syllabus or training documents. If this is the case you will need to get a letter from your department or Academy on agency letterhead stating that you completed the listed training, what training it was completed in, and when it was completed.

Example: On agency Letterhead

To whom it may concern,

Officer Johnson, Clyde completed Baton training. It was covered in Control Tactics on 10/10/2024.

- Once you have completed the checklist and highlighted all of your training in your documentation you will send the checklist and the documentation for verification to your agency if you are currently working with one or if you're individually requesting reciprocity verification you will send it to apsc@alaska.gov Please see example below.



 Subject Applicant Name Reciprocity Verification

 POLICE RECIPROCITY VERIFICATION FORM F22.pdf 1 MB  My Academy 2023 Syllabus.pdf 75 KB



F-22

POLICE RECIPROCITY VERIFICATION FORM

Alaska Police Standards Council
 PO Box 111200
 Juneau, AK 99811-1200
 Ph: 907 465-4378
 Email: APSC@alaska.gov

Name (Last, First, Middle)	E-mail:	Personal Phone:
-----------------------------	---------	-----------------

LAW ENFORCEMENT EXPERIENCE:	DATES OF EMPLOYMENT		POSITION TYPE	FILE NAME OF DOCUMENTS ATTACHED FOR VERIFICATION:	
Agency (List most recent agency first)	From	To	<small>Position Type Example: Police Probation, Commercial Vehicle Enforcement</small>	1.	6.
				2.	7.
				3.	8.
				4.	9.
				5.	10.

INSTRUCTIONS: The courses listed below are mandatory for reciprocity. Check the met check box for each training you have completed and have verification. Notate what the file name is in the document box, the page the verification is on, and title of verification that relates to the topic required. This will then be verified by the APSC staff. If there is any training that can not be verified please notate why on page two in the notes section. See instructions

TRAINING REQUIRED FOR RECIPROCITY APPLICANT SECTION						APSC
Topic	Met	Document	Pg	Title		Verified
Use of force						
Bloodborne pathogens						
Classroom and practical EVOG						
Constitutional law, civil rights, disability awareness						
Control Tactics						
CPR/Basic first aid/AED						
Criminal investigations						
• Controlled substances						
• Crimes against minors						
• Sex crimes and human trafficking						
Criminal justice system						
Criminal law and procedure						
Crime scene investigation						
Cultural diversity						
Disability Awareness & working w/ those w/ Disabilities						
Domestic violence 12 hours						
DUI/FST/Use scientific instrument to determine BrAC						
Electronic evidence and identity theft						
Emotional survival, police stress, and trauma						
Ethics						
Firearms						
• Classroom instruction						
• Handguns, practical instruction						
• Handguns, practical instruction, low-light ops						
• Long guns, practical instruction						
• Long guns, practical instruction, low-light ops						
Hazardous materials						
Interview and interrogation						
Juvenile law and procedures						
Mental Health Issues						
Patrol procedures						
Police tools						
• TASER						
• OC						
• Handcuffs						
• Baton						
• Radar						
Professional communication						
Radio procedures						
Report writing						
Search and seizure and search warrants						
Social media						
Traffic law & stops/practical scenarios/accident inv.						

Minimum Of 650 Hour Academy Requirement Met: Y N	Academy Hours	Training Hours In Domestic Violence	Total Training Hours
--	---------------	-------------------------------------	----------------------


I swear and attest that the information submitted on this form is true and correct. I acknowledge the information contained on this form will be used by the council for purposes of determining my eligibility for reciprocity under **13 AAC 85.050** and **13 AAC 85.060**.

Signature: Date: _____

6

Link to Complete Training Document Example

(It is linked so when it opens it reflects the correct page numbers listed on the F22 example in this guide)



If you can not use a QR Code Press the QR Code Button it is linked to the Complete Training Document Example